

Tristans Harpe

for renessanselutt eller gitar solo

2015-2022

Bok I

Simen Kjærdsdalen

Copyright Simen Kjærdsalen 2023

ISMN: 979-0-9005156-0-5

Garantert menneskelig kunst

Komposisjonene i *Tristans Harpe* er menneskeskapte. Dataverktøy er ikke under noe stadium av tilblivelsesprosessen.



2016

Grunnstemming

1 E (Diskant)

2 H

3 F#

4 D

5 A

6 E (Bass)

Avvik fra dette vil markeres.

Grunnet mitt ideal om utøverens rett til kunstnerisk medskapelse, er det meste som tilhører fortolkningsfæren utelatt fra notebildet. Musikken må lyttes frem – slik blir den levende i hver enkelt utøver og dermed også for tilhøreren.

Gjennom tabulatur-notasjonen gis et fysisk avtrykk av realiseringen på lutt eller gitar, men andre løsninger er mulige. Derfor er ikke notebladene «tabulaturisert» – slik sedvanen er ved gitarnoter utgitt uten tabulatur. Gjennom notene kan utøveren finne andre løsninger enn hva tabulaturen indikerer. Notene er også løsrevet fra instrument for lettere å muliggjøre transkriberinger til andre instrumenter. Noter skrevet med diamantformet hode, indikerer flageoletter. Over noten vil den hørbare noteverdien være skrevet inn.

Mange gitarister ønsker mest mulig informasjon gjennom notene for å forenkle innøvelsesprosessen, noe som er forståelig i forhold til en praktisk tilnærming. Grunnet idealet om medskapelse, blir det likevel galt å forsyne notene med informasjon som vil peke i retning av forestillingen av musikkutøvelse som en kopieringsprosess.

Jeg beklager de praktiske ubeleiligheter dette måtte medføre for noen, men håper samtidig gjennom denne forklaringen å anspore til en individuell kreativ tilnærming.

Tristans Harpe

Bok I

I syv dager og syv netter førte bølgene ham varsomt av sted. Undertiden lekte Tristan på sin harpe for å lindre sin kvide. Til slutt bar havet ham, uten at han visste det, nær til en strand. Nå hendte det seg, at samme natt hadde noen fiskere forlatt havnen for å sette sine garn på dypet, og mens de rodde, hørte de en mild, djerv og livlig melodi som gled fremover bølgene. Da lot de årene hvile og satt stille og lyttet; det første skjær av dag brøt frem og viste dem den drivende båten. «Således, sa de til hinannen, ble den hellige Brendans båt ledsaget av en overjordisk musikk, som svevet omkring den, den gang den seilet frem til lykkosalighetens øyer på et hav hvitt som melk.» De rodde hen til båten: Den drev med strømmen og intet syntes å være levende i den utenom harpens toner; men ettersom de kom nærmere, ble klangen svakere. Til slutt døde den helt hen, og da de kom frem til båten, hvilte Tristans hender livløse på de enda dirrende strengene.

I

12.08.2015

The first system of music consists of four measures. It is written in treble clef with a key signature of two sharps (F# and C#). The first measure contains a whole note chord of F#4, C#5, and F#5. The second measure contains a whole note chord of F#4, C#5, and F#5, with a slur over the notes. The third measure contains a whole note chord of F#4, C#5, and F#5, with a flat sign under the F#4. The fourth measure contains a whole note chord of F#4, C#5, and F#5, with a sharp sign under the F#4. The piece ends with a double bar line.

5

The second system of music consists of four measures. It is written in treble clef with a key signature of two sharps (F# and C#). The first measure contains a whole note chord of F#4, C#5, and F#5. The second measure contains a whole note chord of F#4, C#5, and F#5, with a flat sign under the F#4. The third measure contains a whole note chord of F#4, C#5, and F#5, with a flat sign under the F#4. The fourth measure contains a whole note chord of F#4, C#5, and F#5, with a flat sign under the F#4. The piece ends with a double bar line.

I

12.08.2015

2-2-2-2 | 2-0-2-7 | 7-7-7 | 0-0

0-0 | 0-0 | 0-0 | 0-0

0-1 | 1-0 | 0-7 | 7-7

2-1 | 0-6 | 4-6 | 5-6

2-2 | 6-4 | 5-5 | 4-5

7-7 | 1-2 | 1-1 | 0-0

6

0-0-0 | 0-0-0

0-0-0 | 8-8-8

2-3-2 | 9-9-9

2-3-2 | 2-7-7

II

09.10.2015

Musical notation for measures 1-4. The piece is in G major (one sharp) and 8/8 time. Measure 1 starts with a treble clef and a common time signature '8'. The melody consists of quarter notes: G4, A4, B4, C5, B4, A4, G4. The bass line consists of quarter notes: G3, B2, C3, D3, E3, F3, G3. Measure 2 continues the melody: A4, B4, C5, B4, A4, G4. Bass line: G3, B2, C3, D3, E3, F3, G3. Measure 3 continues the melody: A4, B4, C5, B4, A4, G4. Bass line: G3, B2, C3, D3, E3, F3, G3. Measure 4 continues the melody: A4, B4, C5, B4, A4, G4. Bass line: G3, B2, C3, D3, E3, F3, G3. The word "Demp" is written above the staff in measure 4.

Musical notation for measures 5-8. Measure 5 starts with a treble clef and a common time signature '8'. The melody consists of quarter notes: G4, A4, B4, C5, B4, A4, G4. Bass line: G3, B2, C3, D3, E3, F3, G3. Measure 6 continues the melody: A4, B4, C5, B4, A4, G4. Bass line: G3, B2, C3, D3, E3, F3, G3. Measure 7 continues the melody: A4, B4, C5, B4, A4, G4. Bass line: G3, B2, C3, D3, E3, F3, G3. Measure 8 continues the melody: A4, B4, C5, B4, A4, G4. Bass line: G3, B2, C3, D3, E3, F3, G3. The word "Demp" is written above the staff in measure 4.

Musical notation for measures 9-12. Measure 9 starts with a treble clef and a common time signature '8'. The melody consists of quarter notes: G4, A4, B4, C5, B4, A4, G4. Bass line: G3, B2, C3, D3, E3, F3, G3. Measure 10 continues the melody: A4, B4, C5, B4, A4, G4. Bass line: G3, B2, C3, D3, E3, F3, G3. Measure 11 continues the melody: A4, B4, C5, B4, A4, G4. Bass line: G3, B2, C3, D3, E3, F3, G3. Measure 12 continues the melody: A4, B4, C5, B4, A4, G4. Bass line: G3, B2, C3, D3, E3, F3, G3. The word "Demp" is written above the staff in measure 4.

II

09.10.2015

Demp

Measure 5 of the guitar tablature. The strings are labeled T (top), A, and B (bottom). The fret numbers are: T: 2, 2, 2, 1, 2; A: 0, 0, 0, 0, 0; B: 2, 2, 1, 2, 1-1-2-2-7. The measure is divided into five groups of notes, with a 'Demp' (damped) instruction above the first group. The notes are: (2, 0, 2), (2, 0, 1), (2, 0, 2), (8, 9, 10), (7, 8, 9). The B string has a slur over the last three notes (1-1-2-2-7).

6

Measure 6 of the guitar tablature. The strings are labeled T, A, and B. The fret numbers are: T: 0-7-8, 7-5-3-2, 2; A: 0-0-0-0, 0-0-0-0, 0; B: 7-8-6-7-6-5-4, 5, 1-2-8-7-5-3-2, 3-3-2. The measure is divided into five groups of notes. The first group has a triplet of notes (6, 7, 8) on the B string. The second group has a triplet of notes (4, 5, 6) on the B string. The third group has a triplet of notes (0, 0, 0) on the A string. The fourth group has a triplet of notes (0, 0, 0) on the A string. The fifth group has a triplet of notes (2, 8, 7) on the B string. There are wavy lines above the second and fourth groups of notes.

11

Measure 11 of the guitar tablature. The strings are labeled T, A, and B. The fret numbers are: T: 0; A: 0; B: 3, 2. The measure is divided into two groups of notes. The first group has a note (0) on the T string. The second group has a note (3) on the B string and a note (2) on the A string. There is a circled '0' above the T string in the second group.

III

09.10.2015

Musical staff 1: Treble clef, key signature of three sharps (F#, C#, G#), 8/8 time signature. The staff contains a sequence of notes and chords. It begins with a quarter note F#4, followed by a quarter note G#4, then a quarter note A4 with a flat (A4b). This is followed by a series of chords: a half note chord (F#4, C#5, G#5), a half note chord (F#4, C#5, G#5), a half note chord (F#4, C#5, G#5), a half note chord (F#4, C#5, G#5), a half note chord (F#4, C#5, G#5), a half note chord (F#4, C#5, G#5), a half note chord (F#4, C#5, G#5), and a half note chord (F#4, C#5, G#5). The staff ends with a quarter note G#4.

Musical staff 2: Treble clef, key signature of three sharps (F#, C#, G#), 8/8 time signature. The staff contains a sequence of notes and chords. It begins with a quarter note F#4, followed by a quarter note G#4, then a quarter note A4 with a flat (A4b). This is followed by a series of chords: a half note chord (F#4, C#5, G#5), a half note chord (F#4, C#5, G#5), a half note chord (F#4, C#5, G#5), a half note chord (F#4, C#5, G#5), a half note chord (F#4, C#5, G#5), a half note chord (F#4, C#5, G#5), a half note chord (F#4, C#5, G#5), and a half note chord (F#4, C#5, G#5). The staff ends with a quarter note G#4.

Musical staff 3: Treble clef, key signature of three sharps (F#, C#, G#), 8/8 time signature. The staff contains a sequence of notes and chords. It begins with a quarter note F#4, followed by a quarter note G#4, then a quarter note A4 with a flat (A4b). This is followed by a series of chords: a half note chord (F#4, C#5, G#5), a half note chord (F#4, C#5, G#5), a half note chord (F#4, C#5, G#5), a half note chord (F#4, C#5, G#5), a half note chord (F#4, C#5, G#5), a half note chord (F#4, C#5, G#5), a half note chord (F#4, C#5, G#5), and a half note chord (F#4, C#5, G#5). The staff ends with a quarter note G#4.

III

09.10.2015

10-10-8-6-5-5-5 | 3-3-1-0 | 1-0 | 1-0-2-3

TAB

6-6 | 5-5-3-2 | 3-0 | 0-0-0-2

8

0 | 3-2-0-2-2 | 0-1-1-0-0-1-2

5

2-1-0-6-6 | 6-6-5 | H12 H5 | 11-11-10-10 | 9-9-6-6

TAB

0-5 | 5-5-4 | | 0-0 | 9-9-0-0

0 | 4-4-3 | | 0-5 | 11-10-9-9 | 8-8-5-5

3-3-2 | | | 0-0-5 | 9-8-8-6-5-5

10

3 | 2

TAB

0 | 0

0 | 0

0 | 2

4 | 5 | 3 | 3

IV

17.10.2015

Musical notation for the first system, measures 1-5. The notation is in treble clef with a key signature of one sharp (F#) and a common time signature (C). The music features a sequence of chords and melodic lines. Measure 1 starts with a chord of F#4, G4, A4, B4. Measure 2 has a chord of G4, A4, B4, C5. Measure 3 has a chord of A4, B4, C5, D5. Measure 4 has a chord of B4, C5, D5, E5. Measure 5 has a chord of C5, D5, E5, F#5.

Musical notation for the second system, measures 6-9. The notation is in treble clef with a key signature of one sharp (F#) and a common time signature (C). The music features a sequence of chords and melodic lines. Measure 6 starts with a chord of F#4, G4, A4, B4. Measure 7 has a chord of G4, A4, B4, C5. Measure 8 has a chord of A4, B4, C5, D5. Measure 9 has a chord of B4, C5, D5, E5.

Musical notation for the third system, measures 10-13. The notation is in treble clef with a key signature of one sharp (F#) and a common time signature (C). The music features a sequence of chords and melodic lines. Measure 10 starts with a chord of F#4, G4, A4, B4. Measure 11 has a chord of G4, A4, B4, C5. Measure 12 has a chord of A4, B4, C5, D5. Measure 13 has a chord of B4, C5, D5, E5.

IV

17.10.2015

TAB

2 2 2 0 | 3 3 3 2 | 2 | 0 | 0

3 | 0 | 0 | 0 | 0

3 | 1 | 0 | 1 | 2

0 | 0 | 1 | 2 | 2

2 3 2 0 | 3 2 | 0 0 | 2 2 | 0 0

0 0 | 0 0

Diagrammatic representation of the first system of guitar tablature, showing six staves with fret numbers and vertical bar lines. The first staff contains the sequence: 2 2 2 0 | 3 3 3 2 | 2 | 0 | 0. The second staff contains: 3 | 0 | 0 | 0 | 0. The third staff contains: 3 | 1 | 0 | 1 | 2. The fourth staff contains: 0 | 0 | 1 | 2 | 2. The fifth staff contains: 2 3 2 0 | 3 2 | 0 0 | 2 2 | 0 0. The sixth staff contains: 0 0 | 0 0. Vertical bar lines separate the measures. Below the staves, there are vertical tick marks and some horizontal bars representing fret positions.

6

TAB

0 1 0 | 1 0 | 1 0 | I 1 1

0 0 | 0 0 | 0 0 | 0 0

2 2 | 2 2 | 2 2 | 2 2 | 2 2

0 2 | 0 2 | 0 2 | 0 2 | 0 2 | 1 2 | 1 2

Diagrammatic representation of the second system of guitar tablature, showing six staves with fret numbers and vertical bar lines. The first staff contains: 0 1 0 | 1 0 | 1 0 | I 1 1. The second staff contains: 0 0 | 0 0 | 0 0 | 0 0. The third staff contains: 2 2 | 2 2 | 2 2 | 2 2 | 2 2. The fourth staff contains: 0 2 | 0 2 | 0 2 | 0 2 | 0 2 | 1 2 | 1 2. Vertical bar lines separate the measures. Below the staves, there are vertical tick marks and some horizontal bars representing fret positions.

10

TAB

IV 4 4 4 | III 3 | VI 2 2 6 6 | 6

4 4 | 3 | 2 2 2 6 6 | 6

5 5 | 3 3 | 2 2 2 6 6 | 6

6 6 | 4 4 | 3 3 | 4 4 | 7

6 6 | 5 5 | 4 4 | 5 5 | 8

4 4 | 5 5 | 4 4 | 5 5 | 8

4 4 | 3 3 | 2 2 | 6 6 | 6

Diagrammatic representation of the third system of guitar tablature, showing six staves with fret numbers and vertical bar lines. The first staff contains: IV 4 4 4 | III 3 | VI 2 2 6 6 | 6. The second staff contains: 4 4 | 3 | 2 2 2 6 6 | 6. The third staff contains: 5 5 | 3 3 | 2 2 2 6 6 | 6. The fourth staff contains: 6 6 | 4 4 | 3 3 | 4 4 | 7. The fifth staff contains: 6 6 | 5 5 | 4 4 | 5 5 | 8. The sixth staff contains: 4 4 | 5 5 | 4 4 | 5 5 | 8. Vertical bar lines separate the measures. Below the staves, there are vertical tick marks and some horizontal bars representing fret positions.

V

20.10.2015

Musical staff 1: Treble clef, key signature of two sharps (F# and C#), 8/8 time signature. The staff contains a sequence of notes and rests, including a double bar line, a fermata, and a final double bar line.

6

Musical staff 2: Treble clef, key signature of two sharps (F# and C#), 8/8 time signature. The staff contains a sequence of notes and rests, including a double bar line, a fermata, and a final double bar line.

10

Musical staff 3: Treble clef, key signature of two sharps (F# and C#), 8/8 time signature. The staff contains a sequence of notes and rests, including a double bar line, a fermata, and a final double bar line.

16

Musical staff 4: Treble clef, key signature of two sharps (F# and C#), 8/8 time signature. The staff contains a sequence of notes and rests, including a double bar line, a fermata, and a final double bar line.

V

20.10.2015

TAB

7-7-8 | 5-7 | 3-5-2 | 0-2-3-0 | 0-2-2 | 0-2-2

3 | 3-2 | 3 | 0-0 | 3 3 2

0 | 0 | 0 | 2 | 0 0 0

0 | 0 | | | | | | | | | | | |

||..

Detailed description: This block contains the fifth measure of a guitar piece. It is written in standard tablature with six strings. The first string has notes 7, 7, 8. The second string has notes 5, 7. The third string has notes 3, 5, 2, followed by a triplets sign over three bars. The fourth string has notes 0, 2, 3, 0. The fifth string has notes 0, 2, 2. The sixth string has notes 0, 2, 2. Below the strings are vertical tick marks indicating fret positions. A bar line is present after the first two strings in the first two bars. The measure ends with a double bar line followed by two dots, indicating it continues.

7

TAB

1-0-1-3 | 5-4 | 5-3 | 2-1-0-2 | 2-2 | 2-2 | 7-7

3 | 7-4 | 7-5 | 3-3-1-1 | 1-1 | 1-1 | 6-6

3 | 0 | 0 | 0 | 0 | 0 | 0 | 2 | 2 | 0

0 | 0 | 0 | 0 | 0 | 0 | 0 | 2 | 2 | 0

| | | | | | | | | | | | | | | |

Detailed description: This block contains the seventh measure of a guitar piece. It is written in standard tablature with six strings. The first string has notes 1, 0, 1, 3. The second string has notes 5, 4, then a bar line, then 5, 3. The third string has notes 2, 1, 0, 2. The fourth string has notes 2, 2. The fifth string has notes 2, 2. The sixth string has notes 7, 7. Below the strings are vertical tick marks indicating fret positions. A bar line is present after the second string in the first bar. The measure ends with a double bar line.

13

TAB

10-10 | 11-11 | 12-12-12 | 12-12-2 | 2-2

9-9 | 10-10 | 11-11-11 | 11-11-1 | 0-0

0 | 0 | 0 | 10 11 | 0 | 0

0 | 0 | 0 | 10 11 | 2 | 1-1

| | | | | | | | | | | | | |

||..

Detailed description: This block contains the thirteenth measure of a guitar piece. It is written in standard tablature with six strings. The first string has notes 10, 10. The second string has notes 9, 9. The third string has notes 11, 11. The fourth string has notes 12, 12, 12. The fifth string has notes 12, 12, 2. The sixth string has notes 2, 2. Below the strings are vertical tick marks indicating fret positions. A bar line is present after the second string in the first bar. The measure ends with a double bar line followed by two dots, indicating it continues.

VI

14.11.2015

The first system of music consists of two staves. The upper staff is in treble clef with a key signature of two sharps (F# and C#). The lower staff is in bass clef with a key signature of two sharps. The music begins with a bass clef and a '3' below it. The melody in the upper staff starts with a quarter note G4, followed by quarter notes A4 and B4, then a quarter note C#5, and a quarter note B4. The lower staff provides accompaniment with chords and single notes. The system concludes with a double bar line.

The second system of music consists of two staves. The upper staff is in treble clef with a key signature of two sharps. The lower staff is in bass clef with a key signature of two sharps. The music begins with a treble clef and a '6' above it. The melody in the upper staff starts with a quarter note G4, followed by quarter notes A4 and B4, then a quarter note C#5, and a quarter note B4. The lower staff provides accompaniment with chords and single notes. The system concludes with a double bar line.

VI

14.11.2015

IV III

T
A
B

8 II

T
A
B

VII

02.01.2016

Musical notation for the first system, measures 1-5. The key signature is two sharps (F# and C#). The time signature is 8/8. The notation features a treble clef and a bass clef. The melody in the treble clef consists of quarter and eighth notes, while the bass clef provides a harmonic accompaniment with chords and moving lines.

6

Musical notation for the second system, measures 6-8. The key signature remains two sharps. The notation continues with a treble clef and a bass clef. The melody in the treble clef includes some sixteenth-note passages, and the bass clef accompaniment features more complex rhythmic patterns.

9

Musical notation for the third system, measures 9-12. The key signature remains two sharps. The notation continues with a treble clef and a bass clef. The melody in the treble clef is more melodic, and the bass clef accompaniment includes some chords with a downward motion. The system concludes with a double bar line.

VII

02.01.2016

2-2-3-2-3-5 | 5 | 3-2-3 | 2-2-2-2-3-3-3-3
0 2 2 0 | 0 | 0 0 | 0 0
0 3 | 0 1 0 | 0 0 | 0 0
1 3 | 4 0 0 | 2 3 2 | 2-1 1
2 2 | 2 2 | 2 2 | 2

6





1-1-1-1-1-1-1-1 | 0-0-0-0 | 0 | 0 2-2-3-2-3-5
0 0 | 0 0-0-0-0 | 0 0 | 0 0 2
0 0 | 0 0 | 0 0 | 0 0 3
3 3 | 2 2 | 2 2 | 3 1
B 2 2 | 2 2 | 2 2 | 2

11

7 7 7 7 | 7
0 0 0 0 | 0
0 0 0 0 | 0
B 6 6 6 | 6 7

VIII

04.01.2016



(D.C.)

"Rondo"

VIII

04.01.2016

2-2 | 3-2-0 | 0-2 | 3-2-0 | 0-0 | 2-0 | 0-2 | 2-2

T 0 | 3 | 0 | 0 | 0 | 0 | 3 | 3

A 0 | | 0 | 0 | 1 | 1 | 1 | 3

B 1 | | 1 | 1 | 2 | 2 | 2 | 2

2 | | 2 | 2 | 0 | 0 | 0 | 0

9

3-2-0 | 0 | 2-2 | 3-2-0 | 0-2 | 2-2

T 3 | 3 | 0 | 0 | 0 | 0 | 0 | 0

A 3 | 0 | 0 | 1 | 0 | 1 | 0 | 0

B 0 | 0 | 2 | 2 | 2 | 2 | 2 | 2

2 | | 2 | 2 | 0 | 0 | 0 | 0

18

3-2-0 | 0-0 | 0-2-3 | 0-0 | 0-2-3 | 0-2-3-5-3-5

T 0 | 0 | 0 | 0 | 0 | 0

A 0 | 1 | 2 | 1 | 2 | 2

B 2 | 2 | 2 | 2 | 2 | 2

0 | 0 | 0 | 0 | 0 | 0

23

6-5-3-5-3-2-3-2-0 | 3-2-3-0-2 | 2

T 0 | 0 | 0 | 0 | 0

A 0 | 0 | 0 | 3 | 0

B 2 | 2 | 2 | 2 | 2

0 | 0 | 0 | 0 | 0

(D.C.) |

"Rondo"

IX

23.01.2016

Musical staff 1: Treble clef, key signature of two sharps (F# and C#), 8/8 time signature. The staff contains a sequence of chords and melodic lines. It begins with a whole note chord, followed by a half note chord, and then a series of eighth notes. There are repeat signs and a double bar line at the end.

Musical staff 2: Treble clef, key signature of two sharps, 8/8 time signature. The staff continues the musical piece with various rhythmic patterns, including eighth and sixteenth notes, and rests. It ends with a double bar line.

Musical staff 3: Treble clef, key signature of two sharps, 8/8 time signature. The staff includes a measure with a circled note and the annotation "Harm12". It features a mix of eighth and sixteenth notes with rests. The staff concludes with a double bar line.

Musical staff 4: Treble clef, key signature of two sharps, 8/8 time signature. The staff continues with complex rhythmic patterns, including eighth and sixteenth notes. It ends with a double bar line.

Musical staff 5: Treble clef, key signature of two sharps, 8/8 time signature. The staff shows a few notes and rests, ending with a double bar line.

IX

23.01.2016

System 1: TAB notation for guitar. The top staff (TAB) has three measures: 2-2-2, 2-3-2-0-0-2-3-2, and 2-2-2. The middle staff (TAB) has three measures: 0-0-0, 0-0-0, and 0-0-0. The bottom staff (TAB) has three measures: 2-2-2, 2-2-2, and 7-7-7-8-7. Vertical bar lines separate the measures. Below the TAB are rhythmic symbols: a quarter note, a dotted quarter note, and a quarter note.

5

System 2: TAB notation for guitar. The top staff (TAB) has three measures: 7-7-2, 2-3-2-7-8-7-12, and 2-3-2. The middle staff (TAB) has three measures: 0-0-0, 0-0-0, and 0-0-0. The bottom staff (TAB) has three measures: 7-7-2-0-2, 2-0-2, and 2-3-2. The word "Harm12" is written above the second measure. Vertical bar lines separate the measures. Below the TAB are rhythmic symbols: a quarter note, a dotted quarter note, and a quarter note.

8





System 3: TAB notation for guitar. The top staff (TAB) has three measures: 5-6-5-7-7-7-8-8-8, 8-8-8-8-8-8-10, and 2-3-3-3-1-1-1. The middle staff (TAB) has three measures: 0-0-0, 0-0-0, and 0-0-0. The bottom staff (TAB) has three measures: 8, 7-7, and 2-0-2. A fermata symbol is placed over the 10 in the second measure. Vertical bar lines separate the measures. Below the TAB are rhythmic symbols: a quarter note, a dotted quarter note, and a quarter note.

11

System 4: TAB notation for guitar. The top staff (TAB) has two measures: 0-0-0 and 7. The middle staff (TAB) has two measures: 0-0-0 and 0-0-0. The bottom staff (TAB) has two measures: 2-2 and 6-7. Vertical bar lines separate the measures. Below the TAB are rhythmic symbols: a quarter note and a dotted quarter note.

X

24.01.2016



X

24.01.2016

5-5 3-2-0 3-2-0 0-2 0-2-3 0-2-3 5-5 7-5 8 7-8 5

T 0 2 0 2 3 0 0 5 8 7 5

A

B

V

10

5 8-7 0-2-3 0-2-3 0 3-2 2-2-2 3-3 5-3-2 3-2-0 2-0

T 0 0 3 0 3 3 0 3 0 3 3

A

B

19

0-2 3-2-0 2-0 0 2-3-5 7-7 8-8 5-5 7-7 3-3

T 3 0 0 3 1-3 2-3-5 7-7 8-8 5-5 7-7 3-3

A 0 1 4 3 0 5 7 4 5 2

B 2 3 3 0 0 5 7 4 5 2

29

2 0 3 3 0 2 3 0 2 3 5-3-2-3 3

T 0 3 2 3 0 3 5-3-2-3 3

A 0 3 2 3 0 3 5-3-2-3 3

B

XI

25.01.2016

Musical notation for the first system, measures 1-6. The music is written on a single staff in treble clef with a key signature of one sharp (F#). The time signature is 8/8. The notation includes a variety of note values (quarter, eighth, and sixteenth notes) and rests, with some notes beamed together. The bass line consists of simple chords and single notes.

Musical notation for the second system, measures 7-11. The notation continues from the first system, featuring similar rhythmic patterns and melodic lines. Measure 7 is marked with a '7' above the staff. The piece concludes with a final chord in measure 11.

Musical notation for the third system, measures 12-16. This system introduces a more active melodic line with frequent eighth and sixteenth notes. Measure 12 is marked with a '12' above the staff. The bass line remains relatively simple, providing harmonic support for the upper voice.

Musical notation for the fourth system, measures 17-20. The final system of the piece, starting at measure 17. It features a melodic line that rises and then descends, ending with a final chord in measure 20. The bass line continues to provide harmonic support.

XI

25.01.2016

III V

1 1-0 1 1-0 6 5 4 3

2 2 3-2 2 2 6 7 8-7 5 6-5

0 0 0 0 5 5 3 3

Vertical bar lines indicate measure boundaries. Fingering numbers (1-4) are placed above notes. Slurs connect notes in pairs (1-0, 3-2, 6-5, 8-7). Vertical tick marks are present below the strings.

9 IV

6-7 7 8 1 0 0

4 5 5 3 3 2 2 3 4 3 3 4 3

4 5 5 2 3 2 3 1 0 1 1 2 3 3 2 1 2 3 2

4 0 0 1 1 0 0 1 1 2 2 1 2 2

Vertical bar lines indicate measure boundaries. Fingering numbers (1-4) are placed above notes. Slurs connect notes in pairs (6-7, 7-8, 3-3, 2-2, 3-3, 3-4, 3-3, 1-2, 2-3, 2-1). Vertical bar lines are thicker at the end of measures 10, 11, 12, 13, and 14. Vertical tick marks are present below the strings.

15

1 1 2 1 0 0

2 3 2 3 4 3 4 4 3 2 3 2

1 2 1 1 1 0 0 0 0 1 2 3 2 3 1 0


0 0 0 0 0 0 1 1 0 0

Vertical bar lines indicate measure boundaries. Fingering numbers (1-4) are placed above notes. Slurs connect notes in pairs (2-3, 3-2, 3-4, 4-4, 2-3, 3-2). A fermata is placed over the final note (0) in measure 18. Vertical bar lines are thicker at the end of measures 16, 17, and 18. Vertical tick marks are present below the strings.

XII

25.01.2016

6=D




Musical notation for measures 6 and 7. Measure 6 begins with a treble clef, a key signature of two sharps (F# and C#), and a common time signature (C). The melody consists of eighth notes: D5, E5, F#5, G5, A5, B5, C6, D6, E6, F#6, G6, A6, B6, C7. Measure 7 contains a series of chords: a D6 triad (D6, F#6, A6), a D6 triad with an octave D6 below, a D6 triad with an octave D6 below, a D6 triad with an octave D6 below, and a D6 triad with an octave D6 below.

7



Musical notation for measures 8 through 13. Measure 8 continues the melody from measure 7: D6, E6, F#6, G6, A6, B6, C7, D7, E7, F#7, G7, A7, B7, C8. Measure 9 contains a series of chords: a D7 triad (D7, F#7, A7), a D7 triad with an octave D7 below, a D7 triad with an octave D7 below, a D7 triad with an octave D7 below, and a D7 triad with an octave D7 below. Measure 10 continues the melody: D7, E7, F#7, G7, A7, B7, C8, D8, E8, F#8, G8, A8, B8, C9. Measure 11 contains a series of chords: a D8 triad (D8, F#8, A8), a D8 triad with an octave D8 below, a D8 triad with an octave D8 below, a D8 triad with an octave D8 below, and a D8 triad with an octave D8 below. Measure 12 continues the melody: D8, E8, F#8, G8, A8, B8, C9, D9, E9, F#9, G9, A9, B9, C10. Measure 13 contains a series of chords: a D9 triad (D9, F#9, A9), a D9 triad with an octave D9 below, a D9 triad with an octave D9 below, a D9 triad with an octave D9 below, and a D9 triad with an octave D9 below.

14



Musical notation for measures 14 through 18. Measure 14 begins with a treble clef, a key signature of one flat (Bb), and a common time signature (C). The melody consists of eighth notes: D6, E6, F6, G6, A6, Bb6, C7, D7, E7, F#7, G7, A7, B7, C8. Measure 15 contains a series of chords: a D7 triad (D7, F#7, A7), a D7 triad with an octave D7 below, a D7 triad with an octave D7 below, a D7 triad with an octave D7 below, and a D7 triad with an octave D7 below. Measure 16 continues the melody: D7, E7, F#7, G7, A7, B7, C8, D8, E8, F#8, G8, A8, B8, C9. Measure 17 contains a series of chords: a D8 triad (D8, F#8, A8), a D8 triad with an octave D8 below, a D8 triad with an octave D8 below, a D8 triad with an octave D8 below, and a D8 triad with an octave D8 below. Measure 18 continues the melody: D8, E8, F#8, G8, A8, B8, C9, D9, E9, F#9, G9, A9, B9, C10.

XIII

26.01.2016

6=D

Harm12

6

11

17

Harm12

Harm12

Harm12

XIII

26.01.2016

6=D

Harm12

Measure 6=D: TAB notation for guitar. The top line (treble clef) has notes 1-1-3-1 | 10-10-10-10 | 1-0-1-3-0-0 | 0-1-3-5-5. The middle line (middle C) has notes 3-3-3-3 | 3-3-3-3 | 3-3-3-3 | 3-3-3-3. The bottom line (bass clef) has notes 0-0-0-0 | 0-0-0-0 | 0-0-0-0 | 0-0-0-0. Fingering numbers are shown above the notes. A vertical bar line is present after the first measure.

6

Measure 6: TAB notation for guitar. The top line has notes 6-5-3-5-3-1-3 | 1-0-1-3-0-0 | 0-1-3-0-1 | 5-6-5-1-3-0. The middle line has notes 3-1-1-1-1-1 | 3-2-3-3 | 3-0-1-3-3 | 3-0-2-3-1-3. The bottom line has notes 0-0-0-0-0-0 | 0-0-0-0-0-0 | 0-0-0-0-0-0 | 0-0-0-0-0-0. Fingering numbers are shown above the notes. A vertical bar line is present after the first measure.

11

Measure 11: TAB notation for guitar. The top line has notes 3-5-3-0-1 | 1-3-1-3-5-2 | 1-3-3-3-1-3 | 3-3-5-5-5 | 6-5-3-1-3 | 1-1-0. The middle line has notes 3-3-3-3-3-3 | 3-3-3-3-3-3 | 3-3-3-3-3-3 | 3-3-3-3-3-3 | 3-3-3-3-3-3 | 3-3-3-3-3-3. The bottom line has notes 0-0-0-0-0-0 | 0-0-0-0-0-0 | 0-0-0-0-0-0 | 0-0-0-0-0-0 | 0-0-0-0-0-0 | 0-0-0-0-0-0. Fingering numbers are shown above the notes. A vertical bar line is present after the first measure.





18

Harm12

Measure 18: TAB notation for guitar. The top line has notes 10-10-11 | 6-6-7 | 5-5-6 | 5-5-6 | 3-3-4 | 3-3-4 | 1-3-1-0-1-0 | 0-1-0-2-0-1. The middle line has notes 10-10-11 | 6-6-7 | 5-5-6 | 5-5-6 | 3-3-4 | 3-3-4 | 3-3-3-3-2-3 | 3-3-3-3-3-3. The bottom line has notes 0-0-0-0-0-0 | 0-0-0-0-0-0 | 0-0-0-0-0-0 | 0-0-0-0-0-0 | 0-0-0-0-0-0 | 0-0-0-0-0-0 | 0-0-0-0-0-0 | 0-0-0-0-0-0. Fingering numbers are shown above the notes. A vertical bar line is present after the first measure.

XIV

26.01.2016



XIV

26.01.2016

V V III V

Measure 1: V. Treble: 5-8-7, 5-5, 6-6. Bass: 6-5, 7-5, 2. Measure 2: V. Treble: 5-8-7, 5-5, 6-5. Bass: 7-5, 2, 0-1-5. Measure 3: III. Treble: 5-8-7, 5-5, 6-5. Bass: 7-5, 2, 0-1-5. Measure 4: V. Treble: 5-8-7, 5-5, 6-5. Bass: 7-5, 2, 0-1-5.

6 III I




Measure 5: III. Treble: 6-5, 3-2-2-3, 3-2-0-3-2-0, 2. Bass: 3-3, 1-0, 0-0, 0. Measure 6: I. Treble: 6-5, 3-2-2-3, 3-2-0-3-2-0, 2. Bass: 3-3, 1-0, 0-0, 0. Measure 7: III. Treble: 6-5, 3-2-2-3, 3-2-0-3-2-0, 2. Bass: 3-3, 1-0, 0-0, 0. Measure 8: I. Treble: 6-5, 3-2-2-3, 3-2-0-3-2-0, 2. Bass: 3-3, 1-0, 0-0, 0.

12

Measure 9: Treble: 5-3-2-3-2, 0, 2-3-2-0, 2-2-2-3-2, 2. Bass: 0-0-3, 5-5-3, 0, 0, 0, 0, 0. Measure 10: Treble: 5-3-2-3-2, 0, 2-3-2-0, 2-2-2-3-2, 2. Bass: 0-0-3, 5-5-3, 0, 0, 0, 0, 0. Measure 11: Treble: 5-3-2-3-2, 0, 2-3-2-0, 2-2-2-3-2, 2. Bass: 0-0-3, 5-5-3, 0, 0, 0, 0, 0. Measure 12: Treble: 5-3-2-3-2, 0, 2-3-2-0, 2-2-2-3-2, 2. Bass: 0-0-3, 5-5-3, 0, 0, 0, 0, 0.

XV

27.01.2016



XV

27.01.2016

III V III

Measure 1: Treble (3-0, 3-0, 2-2), Bass (2-2, 1-1, 2-0).
Measure 2: Treble (2-0, 7-0, 9-7), Bass (3-2, 7-7).
Measure 3: Treble (8-5, 6-5), Bass (7-5).
Measure 4: Treble (6-3, 4-3), Bass (5-3).
Measure 5: Treble (3-0, 2-0, 3-0, 5-0), Bass (2-2).
Measure 6: Treble (3-0, 2-0, 3-0, 5-0), Bass (2-2).

7 III I

Measure 7: Treble (5-3, 5-7, 7-7), Bass (4-4).
Measure 8: Treble (3-3, 1-1), Bass (5-5).
Measure 9: Treble (3-2, 0-0), Bass (2-2, 0-0).
Measure 10: Treble (2-0, 3-2), Bass (0-0).
Measure 11: Treble (0-2, 2-2, 3-2), Bass (2-2).
Measure 12: Treble (2-0, 0-0), Bass (1-1, 0-0).
Measure 13: Treble (2-0, 1-0), Bass (1-0).
Measure 14: Treble (2-0, 1-0), Bass (1-0).

15

Measure 15: Treble (0-0, 3-2), Bass (2-2).
Measure 16: Treble (0-0, 3-0), Bass (1-1).
Measure 17: Treble (2-2), Bass (2-2).

XVI

28.01.2016

6=D 8

6

9

XVI

28.01.2016

6=D

6=D TAB notation for measure 6=D. The notation consists of five measures. The first measure has fret numbers 2, 0, 2, 3 on the top string and 3, 3, 0 on the bottom string. The second measure has 5, 5 on the top string and 4 on the bottom string. The third measure has 7, 5, 3 on the top string and 5, 4 on the bottom string. The fourth measure has 2, 3, 5 on the top string and 0, 4 on the bottom string. The fifth measure has 0, 2, 3 on the top string and 2, 1, 0, 2, 4 on the bottom string. Below the strings are six bar lines with rectangular blocks representing fretted notes.

6

6 TAB notation for measure 6. The notation consists of three measures. The first measure has fret numbers 7, 7, 7, 5, 5, 5, 3, 3, 3, 2, 2, 2 on the top string and 5, 4, 2, 4 on the bottom string. The second measure has 5, 5, 5, 3, 3, 3, 2, 2, 2, 0, 0, 0 on the top string and 4, 2, 4, 5 on the bottom string. The third measure has 3, 3, 3, 2, 0, 2 on the top string and 3, 3, 0 on the bottom string. Below the strings are ten bar lines with rectangular blocks representing fretted notes, with the number '3' written below the first two blocks.

10

10 TAB notation for measure 10. The notation consists of three measures. The first measure has fret numbers 7, 7, 7, 5 on the top string and 5, 0 on the bottom string. The second measure has 3, 2 on the top string and 5, 2, 3 on the bottom string. The third measure has 2, 0 on the top string and 3, 3, 2 on the bottom string. Below the strings are three bar lines with rectangular blocks representing fretted notes.

XVII

28.01.2016

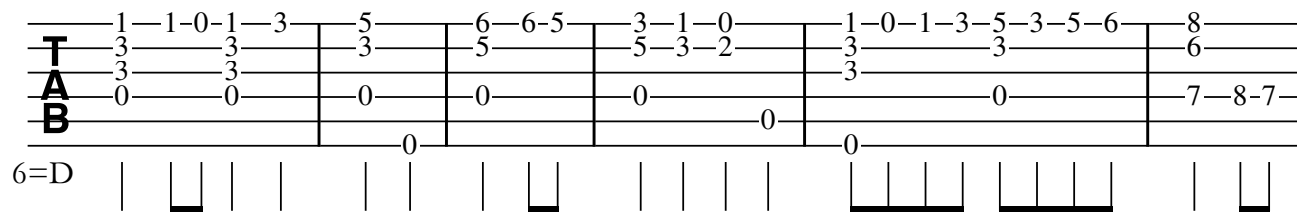
6=D 8

6

11

XVII

28.01.2016



6=D

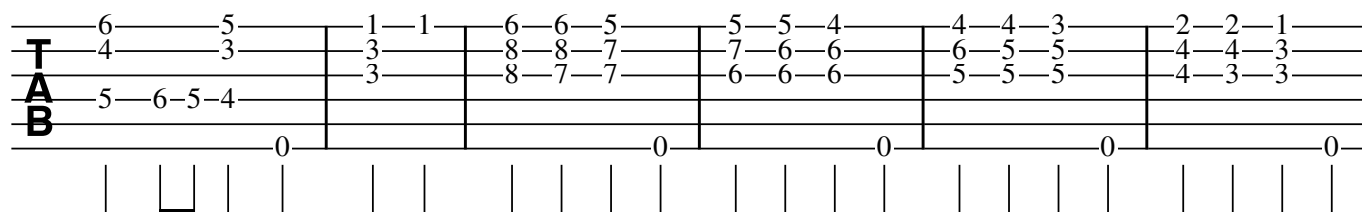
1-1-0-1-3 | 5 | 6-6-5 | 3-1-0 | 1-0-1-3-5-3-5-6 | 8

3 | 3 | 5 | 5-3-2 | 3 |

0 | 0 | 0 | 0 | 0 | 0 | 7-8-7

0 | | | 0 | | | 0 | | | 0 | | | 0 | | |

7



6-5 | 1-1 | 6-6-5 | 5-5-4 | 4-4-3 | 2-2-1

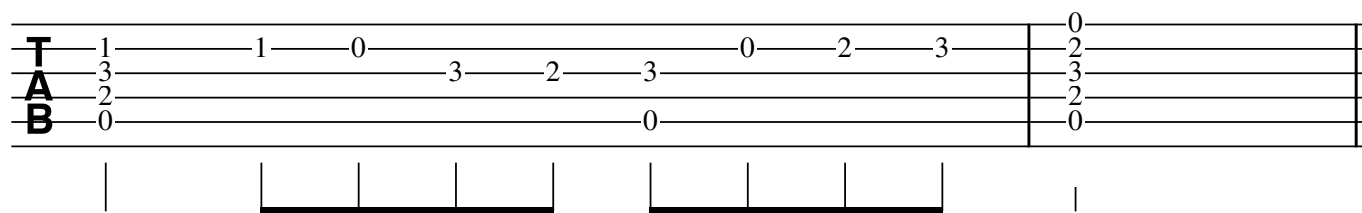
4-3 | 3 | 8-8-7 | 7-6-6 | 6-5-5 | 4-4-3

5-6-5-4 | 3 | 8-7-7 | 6-6-6 | 5-5-5 | 4-3-3

0 | | | 0 | | | 0 | | | 0 | | | 0 | | | 0 |

| | | | | | | | | | | | | | | | |

13



1 | 1 | 0 | 3 | 2 | 3 | 0 | 2 | 3 | 0

3 | | | 3 | 2 | 3 | | | 2 | 3 | |

2 | | | | | | | | | | | |

0 | | | 0 | | | 0 |

| | | | | | | | | | | | | | | | |

XVIII

29.01.2016

8

4

8

10

8

15

8

18

8

22

8

Harm12

XVIII

29.01.2016

2-3-2 0-2-3 4

T 0 0 0 0

A 0 1 0 0

B 1 2 2 2

7-5-3-5-2-3-7-9-10-9-5 2 3-2 0 0-1-0-1 0

0 0 2 2 2 0 0 2 2

5

~~~~~

7-8-5-7-3-5-2-3      7-5-3-2      2-2-7      7-9      10-7      0      0

T 0      0      0      0      0      0      0

A 0      0      0      0      8-7-5      7-4-5      7

B 1      2      6      7      0      5-3-2      2

0      2      7      7      0      2      2

12

10-10-8-7      2-2-5      7-9-10-12-13-12      0      0-2

T 0      0      0      0      0      0

A 7      8-10-12      0      0      0      12-14      15-14      15-14

B 0      1      6      7      0      0      13

0      2      7      7      0      2      2

17

3-2-0-2-3-5      7-8-7-5-7-3      3-5-3-2-3-5      2-3-2-0-2-3      3

T 0      0      0      0      0      0

A 0      0      0      0      1-0      2

B 0      0      0      0      0      0

0      2      7      7      0      2      2

3      3      3      3      3      3      3      3      3      3      3

22

Harm12

7-8-10-8      2-2      0      0      0

T 0      0      0      0      0      0      0

A 0      0      0      0      0      0      0





B 1      2      1      2

6-7-9-7      2      0      0      2

7      8      10      8      0      0      0

# XIX

30.01.2016



# XIX

30.01.2016

7 8-7-5-7-3-2 0 0-2 3-2-5-3-7-5-7 8-8-7-5-5

T 0 0 0 0 0 3 5 5 7-8

A 0 0 1 2 2 4 6 6

B 0 2-7 2-2 2-4-6 6

6 7 7-5-3-2-3 5 3-2 0 0-2 3-3-5-5-7-5-7 8 8-7-5-5

T 5 0 3 4-5 0 3 5 5 7-8

A 5 2 4 2 4 6 6

B 2 4 2 4 6 6

10 7 7-5-3-0-2-3 5 3-2-0 0-2 0 7 8-7-5-7-3-2 0 7

T 5 0 3 4 0 0 0 0 0 0

A 5 2 4 2 1 0 0 1 0

B 2 4 2 2-7 2 6 2-7 6

# XX

30.01.2016

Musical staff 1, starting at measure 1. The key signature is two sharps (F# and C#). The staff contains a sequence of notes and chords, including a fermata over the first measure.

5

Musical staff 2, starting at measure 5. The staff continues the musical sequence with various note values and chordal textures.

11

Musical staff 3, starting at measure 11. This staff features more complex rhythmic patterns and includes some double bar lines.

15

Musical staff 4, starting at measure 15. The staff shows a continuation of the melodic and harmonic material.

22

Musical staff 5, starting at measure 22. The staff contains several measures of music, ending with a double bar line.

27

Musical staff 6, starting at measure 27. The staff concludes the piece with a final chord and a double bar line.

# XX

30.01.2016

6

6-measure guitar TAB. The top staff (T) contains the following notes: 7-7-5, 5-4-4-2, 2-1-2-4-5, 7-8-8, 5-5, 3-1-0. The middle staff (A) contains: 4, 3, 4-0, 6-7, 6, 5-3-2. The bottom staff (B) is empty. Vertical bar lines are present at the end of each measure. Below the staves are vertical tick marks and some horizontal bars indicating fret positions.

6

6-measure guitar TAB. The top staff (T) contains: 1-0, 0-1-3, 5-3, 8-8-6, 6-5, 5-5-6-0-2. The middle staff (A) contains: 0-1-3-3-2, 3, 3-1, 6, 8, 8, 5, 6. The bottom staff (B) contains: 0, 3, 2, 4-2, 7, 6. Vertical bar lines are present at the end of each measure. Below the staves are vertical tick marks and some horizontal bars indicating fret positions.

12

12-measure guitar TAB. The top staff (T) contains: 2-2-3-3, VII, VI, V, IV, 7-7-5-4-2, 2-2. The middle staff (A) contains: 0, 0, 1-0-1-3, 7-7, 6, 5-5, 4, 7-7-5-4-2, 0. The bottom staff (B) contains: 1, 2, 3-5, 7, 6, 7, 6, 5, 4, 7, 6, 5, 4, 2-0, 3. Roman numerals VII, VI, V, and IV are placed above the staves with arrows pointing to specific notes. Vertical bar lines are present at the end of each measure. Below the staves are vertical tick marks and some horizontal bars indicating fret positions.

17

17-measure guitar TAB. The top staff (T) contains: 0-0, 3-2-0, 0-2, 2-0-2, 3-2-0-7-9, 10, 5-7. The middle staff (A) contains: 0, 0, 5, 3, 0, 0, 0, 0, 0, 0, 0. The bottom staff (B) contains: 0, 2, 2, 2, 0, 10-9-7. Vertical bar lines are present at the end of each measure. Below the staves are vertical tick marks and some horizontal bars indicating fret positions.

24

24-measure guitar TAB. The top staff (T) contains: 8, 3-5-6, 2-3-5, 3-2-0-2, 3, 2, 0, 0, 0, 0, 0. The middle staff (A) contains: 0, 0, 0, 5, 4-5, 0, 0, 0, 0, 0, 0. The bottom staff (B) contains: 8-7-5, 2, 1, 1, 2. A fermata symbol is placed over the final note (2) in the top staff. Vertical bar lines are present at the end of each measure. Below the staves are vertical tick marks and some horizontal bars indicating fret positions.

# XXI

31.01.2016

6=D 8

The first system of music consists of a single staff in treble clef with a key signature of two sharps (F# and C#). The melody begins with a half note D4, followed by a quarter note E4, a quarter note F#4, and a quarter note G4. The bass line starts with a half note D3, followed by a quarter note E3, a quarter note F#3, and a quarter note G3. The melody continues with a quarter rest, a quarter note A4, a quarter note B4, and a quarter note C#5. The bass line continues with a quarter note A3, a quarter note G3, a quarter note F#3, and a quarter note E3. The system concludes with a quarter note D4 in the melody and a quarter note D3 in the bass.

9

The second system of music continues the melody from the first system. It begins with a quarter note D4, followed by a quarter note E4, a quarter note F#4, and a quarter note G4. The bass line starts with a quarter note D3, followed by a quarter note E3, a quarter note F#3, and a quarter note G3. The melody continues with a quarter note A4, a quarter note B4, and a quarter note C#5. The bass line continues with a quarter note A3, a quarter note G3, a quarter note F#3, and a quarter note E3. The system concludes with a quarter note D4 in the melody and a quarter note D3 in the bass.

16

The third system of music continues the melody from the second system. It begins with a quarter note D4, followed by a quarter note E4, a quarter note F#4, and a quarter note G4. The bass line starts with a quarter note D3, followed by a quarter note E3, a quarter note F#3, and a quarter note G3. The melody continues with a quarter note A4, a quarter note B4, and a quarter note C#5. The bass line continues with a quarter note A3, a quarter note G3, a quarter note F#3, and a quarter note E3. The system concludes with a quarter note D4 in the melody and a quarter note D3 in the bass.

20

The fourth system of music continues the melody from the third system. It begins with a quarter note D4, followed by a quarter note E4, a quarter note F#4, and a quarter note G4. The bass line starts with a quarter note D3, followed by a quarter note E3, a quarter note F#3, and a quarter note G3. The melody continues with a quarter note A4, a quarter note B4, and a quarter note C#5. The bass line continues with a quarter note A3, a quarter note G3, a quarter note F#3, and a quarter note E3. The system concludes with a quarter note D4 in the melody and a quarter note D3 in the bass.

# XXI

31.01.2016

6=D

6=D

|   |   |   |         |         |   |     |         |     |
|---|---|---|---------|---------|---|-----|---------|-----|
|   |   |   | 2-0-2-3 | 3-2-2-0 | 0 | 2-2 | 2-5-3-2 | 0-0 |
| T |   |   | 0       | 0       | 0 | 3   | 3       | 2   |
| A |   |   | 0       | 0       | 0 | 3   | 3       | 3   |
| B | 5 | 5 | 5-3     | 1       | 0 | 0   | 0       | 2   |
|   |   |   | 2       |         |   |     |         | 0   |

10

10

|   |         |         |           |     |       |         |   |         |
|---|---------|---------|-----------|-----|-------|---------|---|---------|
|   | 0-3-2-0 | 3-2-0-2 | 0-2-2-5-2 | 3-3 | 0-2-3 | 3-3-2-0 | 3 | 2-0-2-3 |
| T | 2       | 3       | 3         | 3   | 3     | 0       | 1 | 3       |
| A | 3       | 3       | 0         | 3   | 3     | 1       |   | 3       |
| B | 2       | 2       | 0         | 0   | 0     |         |   |         |
|   | 0       | 0       |           |     |       |         |   |         |

16

16

|   |       |         |     |       |         |             |     |         |
|---|-------|---------|-----|-------|---------|-------------|-----|---------|
|   | 0     | 0-2-3-5 | 7-5 | 5     | 7-7-8-7 | 5-3-5-6-5-3 | 6-5 | 6-6-5-3 |
| T | 3-2-3 | 2       | 5   | 8-7-8 | 5       | 6-5         | 3   | 6-6-5-3 |
| A | 3     |         | 6   | 5     | 6-5     | 3           |     | 3       |
| B |       |         |     |       |         |             |     | 3       |
|   |       |         |     |       |         |             |     |         |

22

22

|   |   |   |   |   |
|---|---|---|---|---|
|   | 1 | 1 | 0 | 2 |
| T | 3 |   | 3 | 3 |
| A | 3 |   | 3 | 3 |
| B | 0 |   | 0 | 0 |
|   |   |   | 0 | 0 |

# XXII

01.02.2016

6=D 8

8

13

18



# XXII

01.02.2016

6=D

6=D TAB notation for measure 6=D. The notation consists of three staves: TAB, TAB, and B. The first staff (TAB) has notes: 2-2-2-3-2 | 3-2-0 | 3-2-0 | 3-2-0 | 0-2-2 | 3-2-0 | 2-2. The second staff (TAB) has notes: 0-0-0-0-0 | 0 | 0 | 0 | 3-0-0 | 0 | 3-3. The third staff (B) has notes: 2-2 | | | | 2 | 2 | |. Below the staves are fret diagrams for each measure, showing fingerings for the strings.

8

8 TAB notation for measure 8. The notation consists of three staves: TAB, TAB, and B. The first staff (TAB) has notes: 0 | 5-5-7 | 8-7-5-7-5-3 | 5-3-2-3-2-0 | 0-2-3 | 5-5-5-8-7. The second staff (TAB) has notes: 2 | | | | 3-2-3 | |. The third staff (B) has notes: 0 | 0 | 0 | 0 | 0 | 0. Below the staves are fret diagrams for each measure, showing fingerings for the strings.

14

14 TAB notation for measure 14. The notation consists of three staves: TAB, TAB, and B. The first staff (TAB) has notes: 10-8-7-8-7-5 | 7-5-3-5-3-2 | 3-2-0 | 0-2 | 3-3 | 2-0 | 0 | 2. The second staff (TAB) has notes: 0 | 0 | 0 | 3 | 0-0 | 3-3-2-3 | 3. The third staff (B) has notes: 0 | 0 | 0 | | | | 0. Below the staves are fret diagrams for each measure, showing fingerings for the strings.

# XXIII

02.02.2016

6=D  
8

7

12

19

# XXIII

02.02.2016

6=D

Measure 6: TAB notation for guitar. The notation is as follows: Top line: 1-0, 3-1-0, 1-0. Second line: 3, 3-2-3, 3. Third line: 3, 3, 3. Bottom line: 0, 0, 0. Fingering: 1-0, 3-1-0, 3-2-3, 3, 3, 3, 0, 0, 0.

7

Measure 7: TAB notation for guitar. The notation is as follows: Top line: 3-1-0, 0-1-3, 5-6-3-5-1-3-1, 0. Second line: 1, 3-2-3-3-1, 5, 3, 2-3-3-2, 3. Third line: 3, 0, 0, 0, 1, 3-3. Bottom line: 0, 0, 0, 0, 0, 0. Fingering: 3-1-0, 0-1-3, 5-6-3-5-1-3-1, 0, 2-3-3-2, 3, 0-2-3, 1, 3-3, 0.

12

Measure 12: TAB notation for guitar. The notation is as follows: Top line: 1-0, 3-2, 5-4-4, 5-4-5-7, 8-8, 7-7, 5. Second line: 3, 3, 7, 7, 7, 8, 7, 5. Third line: 3, 0-2-3, 1, 3-3, 7, 7, 7, 7, 5, 3-2-0, 0. Bottom line: 0, 0, 0, 0, 0, 0, 0, 0, 3. Fingering: 1-0, 3-2, 5-4-4, 5-4-5-7, 8-8, 7-7, 5, 0-2-3, 1, 3-3, 7, 7, 7, 7, 5, 3-2-0, 0, 3.

21

Measure 21: TAB notation for guitar. The notation is as follows: Top line: 3-1-0, 3-0, 3-1-0, 3-2-3, 1. Second line: 3, 0, 0, 3-2-3, 3. Third line: 2, 0, 0, 0, 3. Bottom line: 0, 0, 0, 0, 0. Fingering: 3-1-0, 3-0, 3-1-0, 3-2-3, 1, 3, 0, 0, 0, 3, 3, 0, 0, 0.

# XXIV

03.02.2016

First musical staff, measures 1-8. Treble clef, key signature of two sharps (F# and C#). The staff contains a complex melodic line with many beamed notes and rests, and a bass line with chords and single notes. Measure 8 ends with a repeat sign.

Second musical staff, measures 9-16. Treble clef, key signature of two sharps. Continuation of the melodic and bass lines from the first staff. Measure 16 ends with a repeat sign.

Third musical staff, measures 17-22. Treble clef, key signature of two sharps. Continuation of the melodic and bass lines. Measure 22 ends with a repeat sign.

Fourth musical staff, measures 23-29. Treble clef, key signature of two sharps. Continuation of the melodic and bass lines. Measure 29 ends with a repeat sign.

Fifth musical staff, measures 30-36. Treble clef, key signature of two sharps. Continuation of the melodic and bass lines. Measure 36 ends with a double bar line.

# XXIV

03.02.2016

Tablature system 1 (measures 1-9). Includes fret numbers (T, A, B) and chord diagrams VII, VI, V.

|   |     |     |     |       |       |     |   |   |    |   |   |   |   |
|---|-----|-----|-----|-------|-------|-----|---|---|----|---|---|---|---|
|   |     | 0-0 | 3-3 | 2-0-2 | 3-2-5 | VII | 7 | 7 | VI | 6 | V | 5 | 5 |
| T |     | 0-0 | 0   | 0     | 0     | 7   | 7 | 7 | 6  | 6 | 5 | 5 | 5 |
| A | 1-1 | 1   | 1   | 0     | 1     | 8   | 8 | 7 | 7  | 8 | 6 | 6 | 6 |
| B | 2   | 2   | 0   | 1     | 1     | 9   | 9 | 8 | 8  | 7 | 7 | 7 | 7 |
|   | 0   | 2   | 2   | 2     |       | 7   |   | 6 |    | 5 |   | 5 |   |

10 Tablature system 2 (measures 10-19). Includes fret numbers (T, A, B) and chord diagrams IV, II, I.

|   |    |     |       |     |   |       |   |   |   |     |         |   |   |
|---|----|-----|-------|-----|---|-------|---|---|---|-----|---------|---|---|
|   | IV |     |       |     |   | II    |   | I |   |     |         |   |   |
| T | 4  |     |       | 0-0 | 0 | 1-0-2 | 2 | 2 | 1 | 0-7 | 7-5-5-4 |   |   |
| A | 4  |     |       | 0   | 0 | 0     | 2 | 2 | 1 | 0   | 5       | 7 | 4 |
| B | 5  |     |       | 0   | 0 | 0     | 3 | 3 | 2 | 1   |         |   |   |
|   | 6  |     |       | 0   | 0 | 0     | 4 | 4 | 3 | 2   |         |   |   |
|   | 6  |     |       | 2   | 2 |       | 4 | 4 | 3 | 2   |         |   |   |
|   | 4  | 4-4 | 5-4-0 | 2   |   |       | 2 | 1 | 0 |     |         |   |   |

20 Tablature system 3 (measures 20-26). Includes fret numbers (T, A, B).

|   |       |         |     |       |       |   |   |       |   |     |     |  |  |
|---|-------|---------|-----|-------|-------|---|---|-------|---|-----|-----|--|--|
| T | 7-6-7 |         |     | 5-3   | 2-0   |   |   |       |   |     |     |  |  |
| A | 7     | 5       |     | 5     | 7-8-8 | 0 |   |       |   | 0-0 | 1-1 |  |  |
| B | 7     | 5-4-5-7 | 5-7 | 8-7-8 | 0     | 0 | 0 | 4-2-4 | 0 | 0   | 0   |  |  |
|   |       | 7       |     | 0     | 0     |   |   | 2-0   | 2 | 2   |     |  |  |

27 Tablature system 4 (measures 27-33). Includes fret numbers (T, A, B).

|   |     |   |   |   |   |   |     |         |     |                 |  |  |
|---|-----|---|---|---|---|---|-----|---------|-----|-----------------|--|--|
| T |     |   |   |   |   | 2 |     |         |     | 10-9-10-12-10-9 |  |  |
| A | 1-0 | 0 | 0 |   |   | 0 |     |         | 0-0 | 0               |  |  |
| B | 0   | 0 | 0 |   |   | 0 |     |         | 0   | 0               |  |  |
|   | 2   |   | 2 | 2 | 2 | 3 | 2-4 | 4-5-7-5 | 4   | 0               |  |  |
|   | 2   |   | 2 | 2 | 3 | 0 |     | 0       | 0   |                 |  |  |

34 Tablature system 5 (measures 34-35). Includes fret numbers (T, A, B).

|   |   |    |
|---|---|----|
| T | 7 | 7  |
| A | 0 | 0  |
| B | 0 | 0  |
|   | 9 | 10 |
|   | 9 | 7  |
|   | 9 |    |

# XXV

03.02.2016

Musical staff 1: Treble clef, key signature of two sharps (F# and C#), 8/8 time signature. The staff contains a sequence of chords and notes, starting with a whole note chord and followed by eighth notes.

Musical staff 2: Treble clef, key signature of two sharps, 8/8 time signature. The staff contains a sequence of chords and notes, starting with a whole note chord and followed by eighth notes.

Musical staff 3: Treble clef, key signature of two sharps, 8/8 time signature. The staff contains a sequence of chords and notes, including triplets of eighth notes.

Musical staff 4: Treble clef, key signature of two sharps, 8/8 time signature. The staff contains a sequence of chords and notes, including triplets of eighth notes.

Musical staff 5: Treble clef, key signature of two sharps, 8/8 time signature. The staff contains a sequence of chords and notes, ending with a final chord.

# XXV

03.02.2016

10-10-10-10 | 10 | 0-1-0 | 0

TAB

0 | 0 | 3-2-3 | 3-2-3

9 | 8 | 0 | 0-0-0 | 0-0-0 | 3-1

10-9-7-5-4 | 2-2 | 0 | 0

3 | 2

5

2-2-3-3-2 | 2-0 | 10-10-9 | 10 | 0-2-3 | 0

TAB

0 | 0 | 0 | 0 | 0-2-3

0 | 0-1-0-0 | 0 | 0 | 0

1 | 4-2-0-2 | 9 | 9-8 | 8-8 | 0

2 | 2 | 9-9 | 2

9

2-2-2-2-2-2-3-3-3-2-2-2 | 0-2-3 | 0

TAB

0 | 3 | 5 | 3 | 0-2-3

0 | 0 | 0 | 2

3 3 3 3

11

2-2-2-2-2-2-3-3-3-2-2-2-2-0-2 | 2 | 10-10-10-10-10

TAB

0 | 3 | 5 | 3 | 0 | 0 | 0-0-0-0-0

0 | 0 | 0 | 2-0-2 | 2 | 9-8-9-10

2-0-2 | 2-0-2 | 2

3 3 3 3 3 3 3

14

10

TAB

0

0



9

9

|

# XXVI

05.02.2016





# XXVI

05.02.2016

w

0 0 3-2-0 0-2-3 3-2-0 2-2 3-2-0 7-8-7  
0 0 0 3-2-0 0 0 0 0  
2 2 2 2 2 1 0 1 6  
2 2 2 2 2 2 2 2 7

Diagram showing fret positions and string numbers for the first system of guitar tablature. The strings are labeled T (top), A, and B (bottom). The fret numbers are: 0, 0, 3-2-0, 0-2-3, 3-2-0, 2-2, 3-2-0, 7-8-7. The string numbers are: 0, 0, 0, 3-2-0, 0, 0, 0, 0. The string numbers are: 2, 2, 2, 2, 2, 1, 0, 1, 6. The string numbers are: 2, 2, 2, 2, 2, 2, 2, 2, 7.

10

10-10 7-8 0-2-3 0-2-3 0-2-3-2-0 3  
0 0 0 3-2-3 3-2-3 0 3  
0 0 9 0 0 0 2  
9 10 9-7 2 2 2 2 2 2

Diagram showing fret positions and string numbers for the second system of guitar tablature. The strings are labeled T (top), A, and B (bottom). The fret numbers are: 10-10, 7-8, 0-2-3, 0-2-3, 0-2-3-2-0, 3. The string numbers are: 0, 0, 0, 3-2-3, 3-2-3, 0, 3. The string numbers are: 0, 0, 9, 0, 0, 0, 2. The string numbers are: 9, 10, 9-7, 2, 2, 2, 2, 2, 2.

16

0-2-0 3-2-0 3-2-0 0-2 0-3-2-0 0 3-2-0-5-3-2-7-5-3  
0 3-2-0 3-2-0 0-2 3-2-3 3-2-3 0  
1 0 0 3 0 0 0  
2 2 0 0 0 2

Diagram showing fret positions and string numbers for the third system of guitar tablature. The strings are labeled T (top), A, and B (bottom). The fret numbers are: 0-2-0, 3-2-0, 3-2-0, 0-2, 0-3-2-0, 0, 3-2-0-5-3-2-7-5-3. The string numbers are: 0, 3-2-0, 3-2-0, 0-2, 3-2-3, 3-2-3, 0. The string numbers are: 1, 0, 0, 3, 0, 0, 0. The string numbers are: 2, 2, 0, 0, 0, 2.


21

8-7-5-7-3-2 0 0 0 12  
0 0 0 0  
0 4 0 0 0 9  
2 2 2 2 10  
3 3 2 0

Diagram showing fret positions and string numbers for the fourth system of guitar tablature. The strings are labeled T (top), A, and B (bottom). The fret numbers are: 8-7-5-7-3-2, 0, 0, 0, 12. The string numbers are: 0, 0, 0, 0. The string numbers are: 0, 4, 0, 0, 0, 9. The string numbers are: 2, 2, 2, 2, 10. The string numbers are: 3, 3, 2, 0.

# XXVII

05.02.2016



# XXVII

05.02.2016

7

7

TAB notation for measure 7. The staff shows fret numbers: 10-10-9-7, 5-5, 3-2, 0, 2-3-2-0-2-3, 9-9. The bass line has a 9. Below the staff are vertical lines and rectangular blocks representing fretted notes.

7

7

TAB notation for measure 7. The staff shows fret numbers: 10-9-7-5, 5-5, 7-8-5-7, 3-2-0, 3-2-0, 10-9-7, 10-9-7, 5-5-3-3-2-0. The bass line has 0s. Below the staff are vertical lines and rectangular blocks representing fretted notes.

13

13

TAB notation for measure 13. The staff shows fret numbers: 0-2-2-5, 3-2-3-2-0, 0-0-2-2-2-3, 3-2-3-5. The bass line has 3-3-3, 0, 1, 1-3-3, 3-2-2, 3-2-2, 3-2, 0, 0, 1, 1, 0, 2, 2, 2, 0. Below the staff are vertical lines and rectangular blocks representing fretted notes.

18

18

TAB notation for measure 18. The staff shows fret numbers: 7, 0, 0, 9, 9, 0. Below the staff is a vertical line and a rectangular block representing a fretted note.

# XXVIII

06.02.2016

6=D 8

Musical notation for measures 1-5. The key signature has three sharps (F#, C#, G#). The notation features a treble clef with a common time signature. The melody consists of eighth and quarter notes, while the bass line features a steady eighth-note accompaniment. Measure 5 ends with a repeat sign.

6 8

Musical notation for measures 6-11. The notation continues with eighth and quarter notes in both hands. Measure 11 ends with a repeat sign.

12 8

Musical notation for measures 12-17. Measures 12-14 feature a triplet of eighth notes in the treble clef. Measures 15-17 continue with eighth and quarter notes. Measure 17 ends with a repeat sign.

18 8

Musical notation for measures 18-20. Measure 18 begins with a triplet of eighth notes in the treble clef. Measures 19-20 continue with eighth and quarter notes. Measure 20 ends with a repeat sign.

21 8

Musical notation for measures 21-25. Measures 21-24 feature eighth notes in the treble clef. Measure 25 concludes the piece with a final chord and a double bar line.

# XXVIII

06.02.2016

6=D

TAB notation for measure 6=D. The staff shows fret numbers for strings 1-6. The notes are: 2-2-0-0, 2-2-0-0, 2-0-2-3, 0-0-2-2, 0-0-0-2. The bass line shows fret numbers: 0, 0, 0, 0, 0, 0. The guitar icon below shows the fretted notes.

6

TAB notation for measure 6. The staff shows fret numbers for strings 1-6. The notes are: 3-2-0-0-2, 3-2-3-5, 7-7-7, 8-8-8, 2-2-2, 3-3-2, 3-2-0-0-2. The bass line shows fret numbers: 0, 1, 0, 6, 7, 0, 1, 2. The guitar icon below shows the fretted notes.

13

TAB notation for measure 13. The staff shows fret numbers for strings 1-6. The notes are: 2-0-0-0, 0-3-2-3, 0-3-2-0-2-3, 3-2, 0, 3-2-3, 0-1-0, 2-2-2-3-3-3. The bass line shows fret numbers: 1, 1, 0, 0, 0, 3, 0, 1, 1, 2, 2. The guitar icon below shows the fretted notes and a triplet of eighth notes.

19

TAB notation for measure 19. The staff shows fret numbers for strings 1-6. The notes are: 7-7-7-8-8-8, 10 10 10 12, 12-13-10-12-8-10-7-8, VIII 8, VI 6, 6, 5. The bass line shows fret numbers: 6, 6, 9, 9, 10, 10, 8, 6, 7, 9, 8, 7, 6, 5. The guitar icon below shows the fretted notes and triplets.

# XXIX

06.02.2016

6=D

8

6

8

# XXIX

06.02.2016

w

6=D

|   |   |   |   |     |   |     |           |         |
|---|---|---|---|-----|---|-----|-----------|---------|
| 3 | 3 | 2 | 2 | 2-0 | 0 | 2-9 | 10-10-9-9 | 7-5-3-5 |
| 0 | 0 | 0 | 0 | 0   | 3 | 0   | 0-0-7     | 0-0-3   |
| 0 | 0 | 0 | 0 | 1   |   | 0   |           |         |
|   |   |   |   |     |   | 1   | 9-7       | 5-4     |
|   |   |   |   |     |   | 2   |           |         |

7

7

|   |     |     |       |       |        |    |
|---|-----|-----|-------|-------|--------|----|
| 3 | 2-0 | 2-0 |       | 2     | 2-2-10 | 10 |
| 0 | 0   | 0   | 3-2-0 | 3     | 3      | 7  |
|   |     | 0   | 0     | 0-3-1 | 3      | 3  |
| 2 |     |     |       |       | 0      | 0  |
|   |     | 2   |       |       |        | 0  |
|   |     |     | 5     |       | 0      | 0  |

# XXX

07.02.2016

6=D  
8

8

15

20

23

27

8

The musical score is written in treble clef with a key signature of two sharps (F# and C#). It consists of six staves of music. The first staff begins with a '6=D' marking and an '8' below the staff. The second staff begins with an '8' below the staff. The third staff begins with a '15' below the staff and contains two wavy line markings above the staff. The fourth staff begins with a '20' below the staff. The fifth staff begins with a '23' below the staff. The sixth staff begins with a '27' below the staff and ends with a double bar line. The music features a mix of eighth and sixteenth notes, often beamed together, and includes some complex rhythmic patterns and rests.



# XXX

07.02.2016

II

|          |   |   |   |       |       |       |     |
|----------|---|---|---|-------|-------|-------|-----|
|          |   |   | 2 | 3-2-0 | 3-2-0 |       | 0   |
| <b>T</b> |   | 0 | 0 | 0     | 0     | 3-2-0 | 2-3 |
| <b>A</b> |   | 0 | 0 | 0     | 0     | 3-2-0 | 3   |
| <b>B</b> | 2 | 1 | 1 |       | 2     | 0     | 2   |
|          |   |   |   |       |       | 4     | 0   |

6=D

9

|          |         |         |       |       |       |       |     |   |  |
|----------|---------|---------|-------|-------|-------|-------|-----|---|--|
|          |         |         |       |       |       |       |     |   |  |
| <b>T</b> | 2-2-5-3 | 0-0-3-2 | 0-2-3 | 5-5-4 | 4-4-2 | 2-2-0 | 0-0 |   |  |
| <b>A</b> | 3       | 2       | 3-2-3 |       |       |       | 3   |   |  |
| <b>B</b> | 0       | 2       | 0     | 4     | 2     | 0     |     | 4 |  |

16 (w) (w)

|          |       |         |         |   |   |   |   |   |   |
|----------|-------|---------|---------|---|---|---|---|---|---|
|          |       |         |         |   |   |   |   |   |   |
| <b>T</b> | 0     | 2-0-2-3 | 5-5-7-7 | 8 | 7 | 5 | 7 | 5 | 3 |
| <b>A</b> | 3-2-3 | 3       |         | 7 | 5 | 3 | 5 | 3 | 2 |
| <b>B</b> | 2     | 0       | 4       | 5 | 7 | 5 | 3 | 5 | 3 |

21

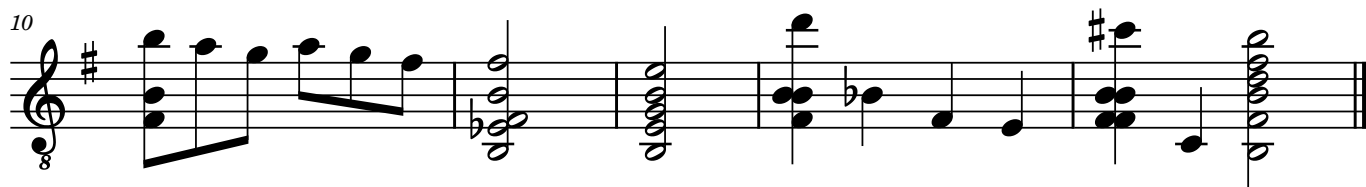


|          |   |   |   |   |   |   |   |   |    |
|----------|---|---|---|---|---|---|---|---|----|
|          |   |   |   |   |   |   |   |   |    |
| <b>T</b> | 2 | 2 | 3 | 5 | 7 | 8 | 7 | 5 | 10 |
| <b>A</b> | 2 | 2 | 3 | 5 | 7 | 7 | 5 | 3 | 8  |
| <b>B</b> | 0 | 0 | 0 | 0 |   | 0 | 0 | 0 | 0  |

24

|          |    |    |   |   |   |   |   |   |       |
|----------|----|----|---|---|---|---|---|---|-------|
|          |    |    |   |   |   |   |   |   |       |
| <b>T</b> | 12 | 10 | 8 | 7 | 5 | 3 | 2 | 3 | 3-2-0 |
| <b>A</b> | 10 | 8  | 7 | 5 | 3 | 2 |   |   | 3     |
| <b>B</b> | 0  | 0  | 0 | 0 | 0 | 0 | 0 | 0 | 0     |

# XXXI

08.02.2016



# XXXI

08.02.2016

♯♯         ♯♯

0 0 | 0 1 | 3 2 0 | 0 2 2 3 5 | 5 3 3 2

0 0 | 0 5 3 2 0 2 3 | 3 3 3 | 3 5

1 2 | 0 0 | 3 0 | 3 4 | 4

2 3 | 0 0 | 0 4 | 4

2 3 | 2

0 1 |

6

2 0 | 2 2 0 | 5 3 2 2 10 | 10 9 7 9 7 5 | 7 5 3 5 3 2 | 2

3 3 2 3 | 3 7 8 5 0 | 0 0 0 | 0 0 | 0

3 3 | 7 5 0 | 0 | 0

0 |

12

VII

0 10 | 9 7

0 0 | 0 7

1 0 | 0 8

2 9 8 | 9 9

2 9 7 | 9 8 7

# XXXII

09.02.2016

Musical staff 1: Treble clef, key signature of two sharps (F# and C#), 8/8 time signature. The staff contains a sequence of chords and notes. Above the staff, the labels "Harm12", "H12", "H7", and "Harm12" are placed above specific measures. The notes include quarter notes, eighth notes, and chords.

Musical staff 2: Treble clef, key signature of two sharps (F# and C#), 8/8 time signature. The staff begins with a measure marked "6". Above the first three measures, the instruction "(Mandolintremolo)" is written. The staff contains a sequence of chords and notes, including a tremolo effect on the mandolin.

Musical staff 3: Treble clef, key signature of two sharps (F# and C#), 8/8 time signature. The staff begins with a measure marked "15". The staff contains a sequence of chords and notes, including a tremolo effect on the mandolin.

# XXXII

09.02.2016

(Mandolintremolo)

|          |        |   |        |   |         |      |       |     |             |   |                   |     |
|----------|--------|---|--------|---|---------|------|-------|-----|-------------|---|-------------------|-----|
|          | Harm12 |   | H12 H7 |   | 10-10-9 |      | 7-7-7 |     | Harm12..... |   | (Mandolintremolo) |     |
| <b>T</b> | 10     | 0 | 10     | 0 | 10      | 10-9 | 7     | 7-7 | 0           | 0 | (1)               | (0) |
| <b>A</b> | 0      | 0 | 0      | 0 | 0       | 0    | 0     | 0   | 0           | 0 | 1                 | 1   |
| <b>B</b> | 10     | 9 | 10     | 9 | 10      | 9    | 7     | 6   | 3-1         | 2 | 2                 | 2   |
|          | 10     | 0 | 10     | 0 | 10      | 0    | 7     | 7   |             | 2 | 2                 | 2   |
|          | 0      | 0 | 0      | 0 | 0       | 0    | 7     | 0   |             | 0 | 0                 | 0   |

9

|          |     |       |       |       |    |           |      |   |   |     |     |
|----------|-----|-------|-------|-------|----|-----------|------|---|---|-----|-----|
|          | 2-3 | 10-10 | 10-10 | 10-10 | 12 | 10-10-9-7 | 7    |   |   |     |     |
| <b>T</b> | 0   | 0     | 0     | 0     | 0  | 0         | 0    |   |   | 0-0 | 0-0 |
| <b>A</b> | 0   | 0     | 0     | 10    | 12 | 0         | 0    |   |   | 0   | 0   |
| <b>B</b> | 1   | 9     | 9     | 9     | 11 | 9         | 9-10 | 9 | 8 | 3   | 2   |
|          | 2   |       | 10    | 10    | 12 |           |      |   |   | 2   | 1   |
|          |     |       |       | 0     | 0  |           |      |   |   | 1   | 2   |



18

VII

|          |   |   |
|----------|---|---|
|          | 2 | 7 |
| <b>T</b> | 0 | 7 |
| <b>A</b> | 0 | 8 |
| <b>B</b> | 2 | 9 |
|          | 1 | 9 |
|          | 2 | 7 |

# XXXIII

10.02.2016



# XXXIII

10.02.2016

9

9 7 5 4 2 3 2 0 5 3 7 5 8  
0 0 0 0 0 0 3 2 0 3 5 6  
9 7 5 4 2 3 2 0 5 3 7 5 8  
0 0 0 0 0 0 3 2 0 3 5 6 8

9

10 7 5 3 2 3 2 5 3 7 5 5 3 3 2 2 2 2  
8 0 0 0 0 0 0 0 0 0 0 0 0 0 0 0 0 0  
9 9 7 5 4 0 0 0 0 0 0 0 0 0 0 0 0 0  
0 0 0 0 0 0 0 0 0 0 0 0 0 0 0 0 0 0

17

3 2 0 2 2 0 0 2 2 2 0 2 5 5 7 8 8 7 9 10 10 10 10 10 10  
0 0 3 3 3 3 7 6 5 0 0 0 0 0 0 0 0 0 0 0 0 0  
0 1 3 3 3 3 7 6 5 9 9 9 9 9 9 9 9 9 9 9 9 9  
0 0 0 0 0 0 0 0 0 0 0 0 0 0 0 0 0 0 0 0 0 0

25

0 0 0 0 0 7 5 3 2 2 3 2 0  
0 0 0 0 0 0 0 0 0 0 0 0 0  
9 7 5 4 9 7 5 4 0 0 0 0 0  
0 0 0 0 0 0 0 0 0 0 0 0 0

34

2 0 0 1 2

|

# XXXIV

10.02.2016

6=D

8

8

8

14

8

19

8

27

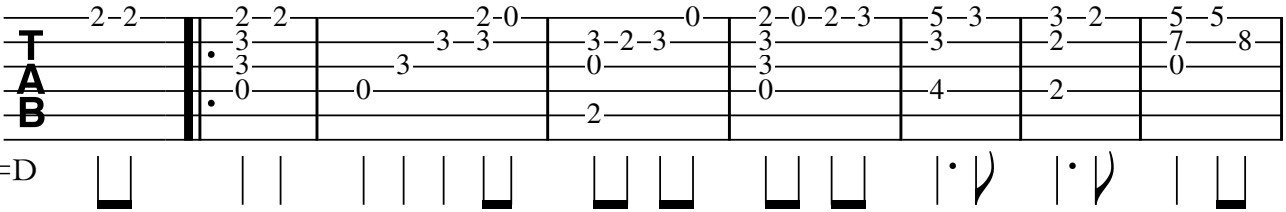
8



# XXXIV

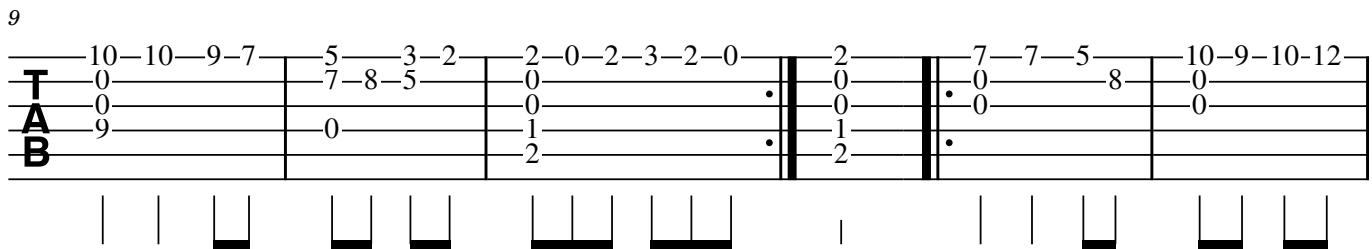
10.02.2016

6=D



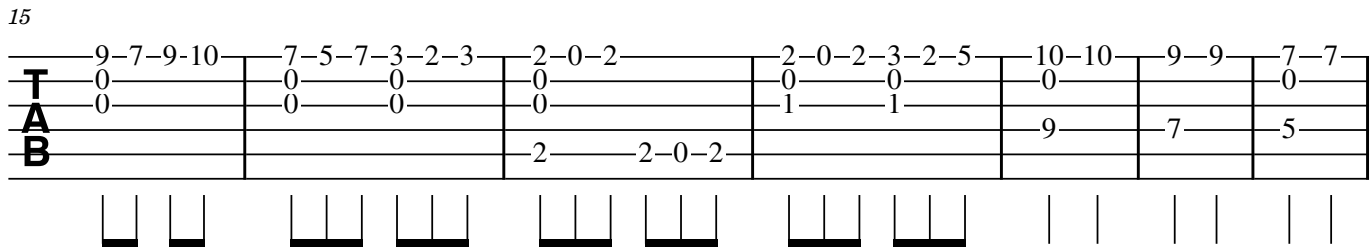
System 1: TAB notation for measures 1-8. Measure 1: 2-2, 3, 3, 0. Measure 2: 2-2, 3, 3, 0. Measure 3: 2-0, 3, 3, 0. Measure 4: 0, 3, 2, 3, 0. Measure 5: 2-0-2-3, 3, 3, 0. Measure 6: 5-3, 3, 3, 0. Measure 7: 3-2, 2, 2, 0. Measure 8: 5-5, 7, 8, 0. Rhythmic notation below: | | | | | | | |

9



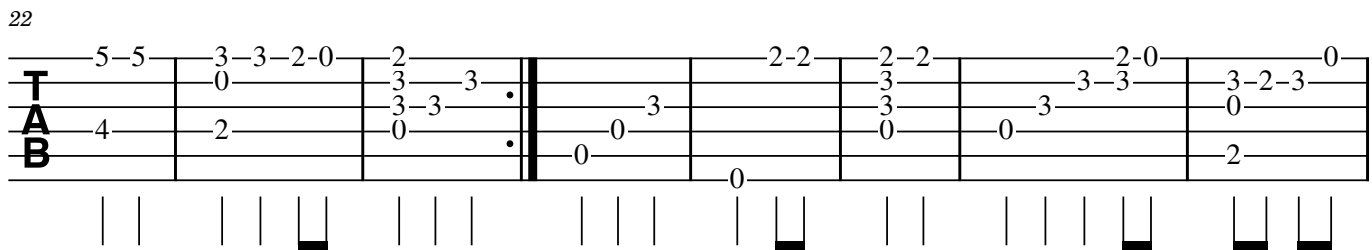
System 2: TAB notation for measures 9-12. Measure 9: 10-10-9-7, 0, 0, 9. Measure 10: 5, 7, 8, 5, 0. Measure 11: 2-0-2-3-2-0, 0, 0, 2. Measure 12: 2, 0, 0, 2. Measure 13: 7-7-5, 0, 0, 2. Measure 14: 10-9-10-12, 0, 0, 2. Rhythmic notation below: | | | | | | | |

15




System 3: TAB notation for measures 15-18. Measure 15: 9-7-9-10, 0, 0, 2. Measure 16: 7-5-7-3-2-3, 0, 0, 2. Measure 17: 2-0-2, 0, 0, 2. Measure 18: 2-0-2-3-2-5, 0, 0, 2. Measure 19: 10-10, 0, 9. Measure 20: 9-9, 7, 7, 0. Measure 21: 7-7, 0, 5. Rhythmic notation below: | | | | | | | |

22



System 4: TAB notation for measures 22-25. Measure 22: 5-5, 0, 4. Measure 23: 3-3-2-0, 2, 2. Measure 24: 2, 3, 3, 3, 0. Measure 25: 2-2, 3, 3, 0. Measure 26: 2-2, 3, 3, 0. Measure 27: 2-0, 3, 3, 0. Measure 28: 3-2-3, 0, 2. Rhythmic notation below: | | | | | | | |

30



System 5: TAB notation for measures 30-33. Measure 30: 2, 3, 3, 0. Measure 31: 0, 2, 3. Measure 32: 5, 3, 3, 4. Measure 33: 3, 3, 2, 2. Measure 34: 2, 3, 3, 0. Measure 35: 2, 3, 3, 0. Measure 36: 2, 3, 3, 0. Measure 37: 2, 3, 3, 0. Measure 38: 2, 3, 3, 0. Measure 39: 2, 3, 3, 0. Measure 40: 2, 3, 3, 0. Rhythmic notation below: | | | | | | | |

# XXXV

11.02.2016

Musical staff 1: Treble clef, key signature of two sharps (F# and C#), 8/8 time signature. The staff contains a sequence of chords and notes, including a double bar line with repeat dots.

Musical staff 2: Treble clef, key signature of two sharps (F# and C#), 8/8 time signature. The staff contains a sequence of chords and notes, including a double bar line with repeat dots.

Musical staff 3: Treble clef, key signature of two sharps (F# and C#), 8/8 time signature. The staff contains a sequence of chords and notes, including a double bar line with repeat dots.

Musical staff 4: Treble clef, key signature of two sharps (F# and C#), 8/8 time signature. The staff contains a sequence of chords and notes, including a double bar line with repeat dots.

# XXXV

11.02.2016

10-10 10-10 9-9 9-9 7-7 7-7

|   |    |    |   |   |   |   |
|---|----|----|---|---|---|---|
| T | 0  | 0  | 0 | 0 | 0 | 0 |
| A | 8  | 8  | 8 | 7 | 7 | 5 |
| B | 9  | 9  | 8 | 8 | 6 | 6 |
|   | 10 | 10 | 9 | 9 | 7 | 7 |

7

3-3 2 2-3-3-2-3-5 5-3-3-2 2 2-3 10-9-9-7-7-5-5-3-3-2

|   |   |   |   |   |   |   |   |   |   |   |   |   |   |   |
|---|---|---|---|---|---|---|---|---|---|---|---|---|---|---|
| T | 0 | 0 | 0 | 0 | 0 | 0 | 0 | 0 | 0 | 0 | 0 | 0 | 0 | 0 |
| A | 1 | 0 | 0 | 0 | 0 | 0 | 0 | 0 | 0 | 0 | 0 | 0 | 0 | 0 |
| B | 2 | 1 | 1 | 4 | 2 | 1 | 1 |   |   |   |   |   |   |   |
|   | 3 | 2 | 2 |   |   | 2 |   |   |   |   |   |   |   |   |

13

2-3-2-0 3-2-0 2-3-2-0 0-2-3 2-2

|   |   |  |  |  |  |  |  |  |  |  |  |  |  |   |
|---|---|--|--|--|--|--|--|--|--|--|--|--|--|---|
| T | 0 |  |  |  |  |  |  |  |  |  |  |  |  |   |
| A | 0 |  |  |  |  |  |  |  |  |  |  |  |  |   |
| B | 1 |  |  |  |  |  |  |  |  |  |  |  |  |   |
|   | 2 |  |  |  |  |  |  |  |  |  |  |  |  | 2 |

18

3 2 2 0 2

|   |   |  |  |  |  |
|---|---|--|--|--|--|
| T | 0 |  |  |  |  |
| A | 0 |  |  |  |  |
| B | 2 |  |  |  |  |

# XXXVI

11.02.2016

Musical staff 1: Treble clef, 8/8 time signature. The staff contains a sequence of chords and melodic lines. The first measure has a bass clef '8' below it. The key signature changes from one sharp (F#) to two sharps (F#, C#) in the second measure, and then to one flat (Bb) in the third measure. The piece concludes with a double bar line.

Musical staff 2: Treble clef, 8/8 time signature. The staff contains a sequence of chords and melodic lines. The first measure has a bass clef '8' below it. The key signature changes from one sharp (F#) to two sharps (F#, C#) in the second measure, and then to one flat (Bb) in the third measure. The piece concludes with a double bar line. The word "Harm12" is written above the staff in the final two measures.

Musical staff 3: Treble clef, 8/8 time signature. The staff contains a sequence of chords and melodic lines. The first measure has a bass clef '8' below it. The key signature changes from one sharp (F#) to two sharps (F#, C#) in the second measure, and then to one flat (Bb) in the third measure. The piece concludes with a double bar line.

# XXXVI

11.02.2016

V

Measure 5: 5 frets. Fingering: 1-0-1, 3-2-3, 1-1-3, 2-3-2-0, 3-3-5, 7-5, 5-7-9, 10. Notes: 5, 6, 5, 7, 9, 10. Harmonics: 7, 8, 9.

8

Harm12..... Harm12.....

Measure 8: 5 frets. Fingering: 5, 0, 0, 0, 0, 0, 0, 1, 1, 1, 1, 3, 3. Notes: 5, 6, 7, 8, 9, 10, 11, 12. Harmonics: 12, 13, 14, 15, 16, 17, 18, 19, 20.

13

Measure 13: 5 frets. Fingering: 0-0-0, 0-0-0, 0-0-0, 0-0-0, 0-0-0, 0-0-0, 0-0-0, 0-0-0, 0-0-0, 0-0-0, 1, 2, 3, 2, 3, 2, 3, 0. Notes: 6, 7, 8, 9, 10, 11, 12, 13, 14, 15, 16, 17, 18, 19, 20.

# XXXVII

11.02.2016

Musical notation for measures 1-6. The piece is in G major (one sharp) and 8/8 time. Measure 1 starts with a treble clef, a key signature of one sharp, and a common time signature of 8. The melody begins with a quarter note G4, followed by a dotted quarter note A4, and an eighth note B4. Measures 2-6 feature complex rhythmic patterns with triplets and sixteenth notes. Measure 6 ends with a half note G4.

Musical notation for measures 7-12. The melody continues with quarter and eighth notes. Measure 12 ends with a half note G4.

Musical notation for measures 13-20. Measures 13-15 contain triplets. Measure 16 features a 'Harm12' (harmonic 12) marking above a note. The piece concludes with a final chord in measure 20.

Musical notation for measures 21-22. Measure 21 begins with a treble clef, a key signature of one sharp, and a common time signature of 8. The melody consists of a quarter note G4, followed by a dotted quarter note A4, and an eighth note B4. Measure 22 ends with a final chord.

# XXXVII

11.02.2016

0-1 | 3-2-0 | 0-2-3 | 2-2-2-5-3-2 | 2-2 | 3-2 | 10-9 | 9-7

TAB

1 | 0 | 3-2-3 | 3 | 3 | 0 | 0 | 0 | 0

3 | 1 | 0 | 3 | 0 | 0 | 0 | 0

2 | 2 | 0 | 4 | 1 | 2 | 9 | 9

0 | 2 | 2 | 2 | 2 | 2 | 9 | 9

3 3 3 3 3

8

7 | 2 | 3 | 2-3 | 3-2-0-2-0 | 0-0 | 0-0

TAB

0 | 0 | 0 | 0 | 0 | 0 | 3-3-2-0 | 0-0 | 0-0

0 | 0 | 0 | 0 | 0 | 0 | 0 | 1 | 2 | 1 | 0

7-5-3 | 2 | 1-1 | 1 | 2 | 1 | 2 | 2 | 2 | 2 | 2

3 3 3

16

Harm12.....

2 | 2 | 10 | 10 | 2 | 3 | 2 | 2

TAB

0 | 0 | 0 | 0 | 0 | 0 | 5 | 3




0 | 0 | 0 | 0 | 0 | 0 | 5 | 3

9 | 9 | 0 | 2 | 0 | 3 | 5 | 0

9 | 2 | 2 | 2 | 2 | 2 | 0 | 0

# XXXVIII

12.02.2016





# XXXVIII

12.02.2016

0 0 4 5 0 0 3 2 3 0 2 3 2 0 0 0 2 0 0 0 0 0 3

4 5 4 1 0 0 2 0 0 0 0 3

5 2 1 2 0 0 0 3

• • | | | | | | | | | | | | | | | | | |

9

2 2 0 2 3 2 0 2 0 2 2 0 2 3 2 0 2 0 0 0 3 2 3 0

0 4 • 0 0 0 3 0 3 2 0 0 0 0 0 3 2 3

2 • 2 2

| | | | | | | | | | | | | | | | | | | |

14

10 9 7 10 9 7 7 5 3 3 2 2 0 2 2 0 0 0 4 0 2

0 0 0 0 0 0 • 0 0 0 0 4 5 0

9 9 0 0 • 1 0 0 4 5 4 1

2 • 2 2 5 2

| | | | | | | | | | | | | | | | | | | |

# XXXIX

12.02.2016

6=D

Musical notation for measures 1-7. The key signature is two sharps (F# and C#). The notation consists of a treble clef with a common time signature (C) and an 8-measure rest at the beginning. The melody is written in a single line, featuring a sequence of eighth notes and quarter notes, with some chords indicated by vertical stems.

8

Musical notation for measures 8-12. The key signature is two sharps. The notation consists of a treble clef with a common time signature (C) and an 8-measure rest at the beginning. The melody continues with eighth and quarter notes, including a repeat sign in measure 11. Measure 12 features a complex rhythmic pattern with multiple beamed eighth notes.

13

Musical notation for measures 13-15. The key signature is two sharps. The notation consists of a treble clef with a common time signature (C) and an 8-measure rest at the beginning. Measures 13-15 feature a complex rhythmic pattern with multiple beamed eighth notes, creating a dense texture.

16

Musical notation for measures 16-20. The key signature is two sharps. The notation consists of a treble clef with a common time signature (C) and an 8-measure rest at the beginning. The melody continues with eighth and quarter notes. Measure 19 has a fermata over a note, and measure 20 ends with a double bar line and repeat dots.

# XXXIX

12.02.2016

6=D

6=D

0-0 | 2-3-2 | 5-3 | 3-2 | 2-2 | 3-2-0 | 3-2-3-5 | V 7-7-5 | 5-8-7-8 | 5

0 | 0 | 3 | 2 | 3 | 0 | 0 | 5 | 5 | 8-7-8 | 5

2 | 2 | 4 | 2 | 0 | 1 | 1 | 6 | 5 | 5-8-7-8 | 5

2 | 2 | 4 | 2 | 0 | 1 | 1 | 6 | 5 | 5-8-7-8 | 5

Diagram showing fret positions for measures 1-8. Measure 1: 0-0. Measure 2: 2-3-2. Measure 3: 5-3. Measure 4: 3-2. Measure 5: 2-2. Measure 6: 3-2-0. Measure 7: 3-2-3-5. Measure 8: 7-7-5. Measure 9: 5-8-7-8. Measure 10: 5.

9

7-8 | III 5-7 | I 3-5 | 2-2-2 | 2-2-2 | 2-2-2 | 2-2-2 | 2-2-2 | 2-2-2 | 2-2-2

5 | 3 | 1 | 0 | 0 | 0 | 0 | 0 | 0 | 0 | 0

5 | 3 | 1 | 0 | 0 | 0 | 0 | 0 | 0 | 0 | 0

7 | 5-7 | 5 | 3 | 2 | 2 | 1 | 2 | 2 | 1 | 1

Diagram showing fret positions for measures 9-13. Measure 9: 7-8. Measure 10: 5-7. Measure 11: 3-5. Measure 12: 2-2-2. Measure 13: 2-2-2. Measure 14: 2-2-2. Measure 15: 2-2-2. Measure 16: 2-2-2. Measure 17: 2-2-2. Measure 18: 2-2-2. Measure 19: 2-2-2.

14

3-3-3 | 3-3-3 | 3-3-3 | 3-3-3 | 3-3-3 | 2-2 | 3-2-0 | 0-0 | 0-0

0 | 0 | 0 | 0 | 0 | 0 | 0 | 0 | 0 | 0 | 0

2 | 1 | 2 | 1 | 2 | 1 | 2 | 2 | 2 | 2 | 2

Diagram showing fret positions for measures 14-18. Measure 14: 3-3-3. Measure 15: 3-3-3. Measure 16: 3-3-3. Measure 17: 3-3-3. Measure 18: 3-3-3. Measure 19: 2-2. Measure 20: 3-2-0. Measure 21: 0-0. Measure 22: 0-0.

19

2-3-2-0 | 3-2-3-0 | 2-0 | 2-0 | 2-0

0 | 3-2-3-0 | 3-0 | 3-0 | 3-0

2 | 0 | 0 | 0 | 0 | 0 | 0 | 0 | 0 | 0 | 0

Diagram showing fret positions for measures 19-21. Measure 19: 2-3-2-0. Measure 20: 3-2-3-0. Measure 21: 2-0. Measure 22: 2-0. Measure 23: 2-0.

# XL

13.02.2016

Musical staff 1: Treble clef, 8/8 time signature. The staff contains several measures of music. It begins with a sharp sign, followed by a flat sign and a sharp sign. The notation includes various rhythmic values and accidentals.

7

Musical staff 2: Treble clef, 8/8 time signature. The staff contains several measures of music, including a sharp sign and a flat sign.

10

Musical staff 3: Treble clef, 8/8 time signature. The staff contains several measures of music, including a flat sign.

12

Musical staff 4: Treble clef, 8/8 time signature. The staff contains several measures of music, each marked with a '6' above the notes, indicating a sixteenth-note pattern.

13

Musical staff 5: Treble clef, 8/8 time signature. The staff contains several measures of music, each marked with a '6' above the notes, indicating a sixteenth-note pattern.

15

Musical staff 6: Treble clef, 8/8 time signature. The staff contains several measures of music, including a sharp sign, a flat sign, and a sharp sign.

# XL

13.02.2016

VI V I

TAB

8 V III

TAB

12

TAB

14

TAB

19 VII VI

TAB

# XLI

14.02.2016

Musical staff 1: Treble clef, key signature of one sharp (F#), 8/8 time signature. The staff contains a sequence of chords and melodic lines. A first ending bracket labeled 'I' is present at the end of the staff.

Musical staff 2: Treble clef, key signature of one sharp (F#), 8/8 time signature. The staff contains a sequence of chords and melodic lines. A wavy line symbol is present above the staff.

Musical staff 3: Treble clef, key signature of one sharp (F#), 8/8 time signature. The staff contains a sequence of chords and melodic lines.

Musical staff 4: Treble clef, key signature of one sharp (F#), 8/8 time signature. The staff contains a sequence of chords and melodic lines. Wavy line symbols are present above the staff.

Musical staff 5: Treble clef, key signature of one sharp (F#), 8/8 time signature. The staff contains a sequence of chords and melodic lines. Triplet markings (the number 3) are present above the staff.

Musical staff 6: Treble clef, key signature of one sharp (F#), 8/8 time signature. The staff contains a sequence of chords and melodic lines. Triplet markings (the number 3) are present above the staff. The staff concludes with a double bar line.

# XLI

14.02.2016

0-0-2 | 3-2-0 | 2-0-2-3-5 | V 7-7-8-7 | III 5-3-5-6 | I 3-1-3-5

TAB

Diagrammatic representation of the first six measures of the piece, showing fret numbers on a six-string guitar. Measure 1: 0-0-2, 0-1-2, 0-2-0. Measure 2: 3-2-0, 0-1-2, 4-2-0. Measure 3: 2-0-2-3-5, 0-1-2, 0-2-3-5. Measure 4: V 7-7-8-7, 5-5-5, 5-5-5. Measure 5: III 5-3-5-6, 3-3-3, 3-3-3. Measure 6: I 3-1-3-5, 1-1-1, 1-1-1.

7

2-3 | 0-2 | 10-9-10 | 7-8-7 | 3-2-3 | 0

TAB

Diagrammatic representation of measures 7-12. Measure 7: 2-3, 0-0, 0-0. Measure 8: 0-2, 0-0, 0-0. Measure 9: 10-9-10, 0-0, 0-0. Measure 10: 7-8-7, 0-0, 7-5-4. Measure 11: 3-2-3, 0-0, 2-2-0. Measure 12: 0, 3-2-3, 0-0, 3-2.

13

2-2-2-5-5-5 | 10 | 3-2-0-0-2 | 10-9-7-9-7-5

TAB

Diagrammatic representation of measures 13-18. Measure 13: 2-2-2-5-5-5, 3-3-3, 3-3-3, 0-0. Measure 14: 10, 7, 8, 0. Measure 15: 3-2-0-0-2, 0-0-3, 0-0. Measure 16: 10-9-7-9-7-5, 0-0-0, 0-0. Measure 17: 1-0-2-0-2, 2-2-0-2, 2-2-0. Measure 18: 5-7-0, 0-0-0.

19

7-5-3-5-3-2 | 2-2-0 | 0-2-0 | 2-2-2

TAB

Diagrammatic representation of measures 19-22. Measure 19: 7-5-3-5-3-2, 0-0, 0-0. Measure 20: 2-2-0, 0-0-0, 0-0. Measure 21: 0-2-0, 0-0-0, 0-0. Measure 22: 2-2-2, 0-0-0, 0-0-0.

23

0-0-0 | 3-3-3-2-2-2-0-0-0 | 3-3-3-2-3-2-0-2 | 2 | 0-0-2

TAB

Diagrammatic representation of measures 23-27. Measure 23: 0-0-0, 0-0-0, 0-0-0. Measure 24: 3-3-3-2-2-2-0-0-0. Measure 25: 3-3-3-2-3-2-0-2, 3. Measure 26: 2, 0, 1, 2. Measure 27: 0-0-2, 0, 1, 2, 0.

28



3-2-0-2 | 0

TAB

Diagrammatic representation of measure 28. Measure 28: 3-2-0-2, 0-0, 1-2, 2-2, 0-0.

# XLII

14.02.2016





# XLII

14.02.2016

**TAB**

3-0 1 2-0 3-2-0 0-2 2-0 2-0 3-2 3-2  
2 0 0-2 2 3 2 2 2 2 2  
1 0 0 0 0 0 0 0

6

**TAB**

0-2-3 0-2-3 3-2-0-2 0-0-0-0 1-0 1-0  
2 2 2 2 2 2 2 2 2 2 4 5 4 2 2  
0 0 0 0 0 0 0 0 0 0 1 0 0 1 0

10

**TAB**

1-0 1-0 0 0 1 0 0 0 1  
2 2 2 2 2 3 2 2 3  
0 1 0 0 1 0 0 1 0  
i

# XLIII

15.02.2016


6=D 8



5 Harm12



9 Harm12



# XLIII

15.02.2016

**T**  
**A**  
**B**

Lento  
6=D

5

**T**  
**A**  
**B**

Harm12

9

**T**  
**A**  
**B**

Harm12

# XLIV

16.02.2016

6=D 8

The first system of music consists of four measures. The key signature has two sharps (F# and C#). The melody in the treble clef begins with a quarter note G4, followed by a quarter note A4, a quarter note B4, and a quarter note C5. The bass line consists of a constant eighth-note pattern: G3, A3, B3, C4, D4, E4, F4, G4. The second measure contains a half note chord of B4 and C5. The third measure contains a half note chord of D5 and E5. The fourth measure contains a half note chord of F#5 and G5.

5 8

The second system of music consists of four measures. The key signature has two sharps (F# and C#). The melody in the treble clef begins with a quarter note G4, followed by a quarter note A4, a quarter note B4, and a quarter note C5. The bass line consists of a constant eighth-note pattern: G3, A3, B3, C4, D4, E4, F4, G4. The fifth measure contains a half note chord of B4 and C5. The sixth measure contains a half note chord of D5 and E5. The seventh measure contains a half note chord of F#5 and G5. The eighth measure contains a half note chord of A5 and B5.

# XLIV

16.02.2016

T  
A  
B

6=D

7

T  
A  
B

# XLV

16.02.2016

6=D

8

This system contains the first five measures of the piece. It begins with a treble clef, a key signature of two sharps (F# and C#), and a common time signature. The music is written in a 6=D guitar tuning. The first measure has a double sharp symbol (wavy line) above the first two notes. The bass line consists of a low D note in the first measure, followed by a series of chords and single notes in the lower register.

6

8

This system contains measures 6 through 10. The melody continues with eighth and sixteenth notes. The bass line features a mix of chords and single notes, including a prominent bass line starting with a low D note in measure 6.

11

8

This system contains the final five measures (11-15) of the piece. The melody concludes with a series of notes, and the bass line ends with a final chord structure consisting of a low D note and a chord. The piece ends with a double bar line.

# XLV

16.02.2016

6=D

6

11

# XLVI

17.02.2016

6=D 8

Musical notation for measures 1-5. The system begins with a treble clef, a key signature of two sharps (F# and C#), and a common time signature (C). A '6=D' instruction is placed above the staff, and an '8' is below the first measure. The notation includes a series of chords and melodic lines, with wavy lines above some notes indicating vibrato. The bass line is shown as a series of chords below the staff.

6

Musical notation for measures 6-11. The system continues with the same key signature and time signature. It features a mix of chords and melodic lines, with wavy lines above notes in measures 9 and 10. The bass line continues with chords.

12

Musical notation for measures 12-16. The system continues with the same key signature and time signature. It features a mix of chords and melodic lines, with wavy lines above notes in measure 14. The bass line continues with chords.

17

Musical notation for measures 17-20. The system continues with the same key signature and time signature. It features a mix of chords and melodic lines, with wavy lines above notes in measure 17. The bass line continues with chords.



# XLVI

17.02.2016

6=D

Tablature for measure 6=D. The staff shows six strings with fret numbers: 2-2, 3-2-2, 2-0, 3-2-5-3-3-2, 2, 10-10-9-7. The bass staff shows 0, 2-3-2, 3-3-2-3, 0, 1-4-2, 0, 1-1, 9, 10. Above the staff are wavy lines indicating vibrato for the notes 2-0, 3-2-5-3-3-2, 2, and 10-10-9-7. The bass staff has vertical bar lines corresponding to the notes.

7

Tablature for measure 7. The staff shows six strings with fret numbers: 5-5-3-2, 2, 3-2-0-0-2, 3-2-0, 2, 5-5-3-2. The bass staff shows 4-2, 0, 0, 1-1, 0, 3-3, 7-5, 5-3, 0-0. Above the staff are wavy lines indicating vibrato for the notes 3-2-0-0-2, 3-2-0, and 5-5-3-2. The bass staff has vertical bar lines corresponding to the notes.

13

Tablature for measure 13. The staff shows six strings with fret numbers: 7-7-9, 10-10-9-7, 9-9-7-5, 4-2, 1, 3, 2. The bass staff shows 8, 8, 0, 9, 8-8-6-4, 3-1, 0, 3, 0, 9, 9-9-7-5, 4, 0, 0, 1, 0, 0, 0. Above the staff are wavy lines indicating vibrato for the notes 9-9-7-5, 4-2, 1, and 3. The bass staff has vertical bar lines corresponding to the notes.

# XLVII

17.02.2016

6=D  
8

8

16

24

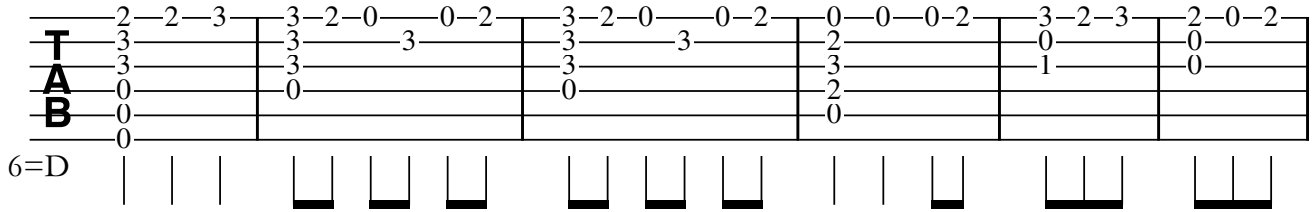
32

39

# XLVII

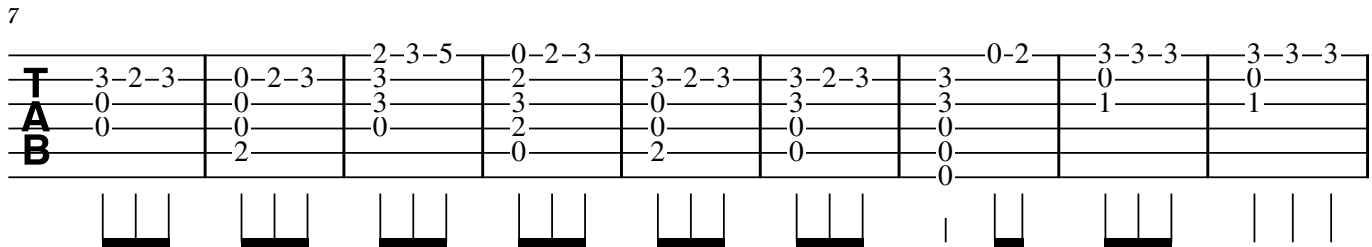
17.02.2016

6=D



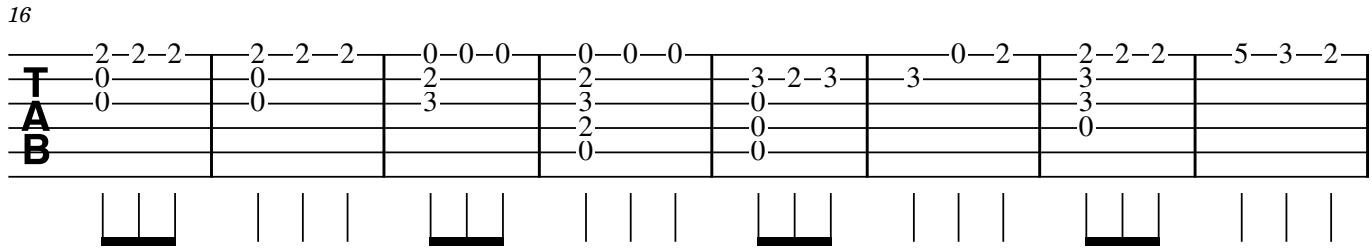
System 1: TAB notation for measures 1-6. The strings are labeled T (top), A, B (bottom). Fingering numbers are placed above the notes. Measure 1: 2-2-3, 3, 3, 0, 0. Measure 2: 3-2-0, 3, 3, 0. Measure 3: 3-2-0, 3, 3, 0. Measure 4: 0-0-0-2, 2, 3, 2. Measure 5: 3-2-3, 0, 1, 0. Measure 6: 2-0-2, 0, 0, 0. Below the TAB are vertical bar lines and horizontal bars representing fretted notes.

7



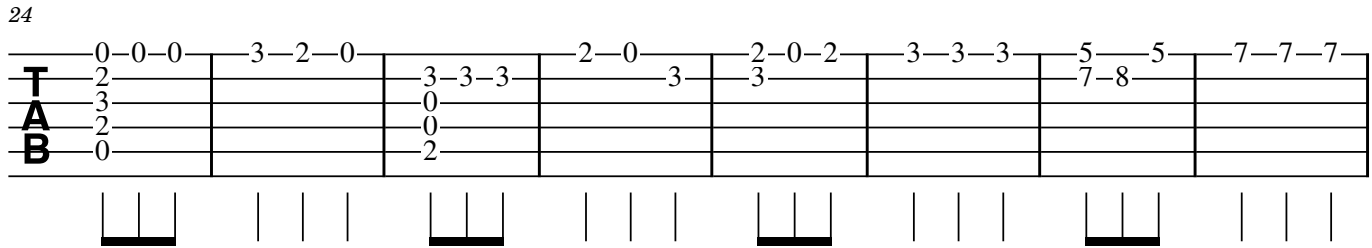
System 2: TAB notation for measures 7-15. Measure 7: 3-2-3, 0, 0, 2. Measure 8: 0-2-3, 0, 0, 2. Measure 9: 2-3-5, 3, 3, 0. Measure 10: 0-2-3, 2, 3, 0. Measure 11: 3-2-3, 0, 0, 2. Measure 12: 3-2-3, 3, 3, 0. Measure 13: 3, 0-2, 3, 0. Measure 14: 0-2, 3, 1, 0. Measure 15: 3-3-3, 0, 1, 0. Below the TAB are vertical bar lines and horizontal bars representing fretted notes.

16



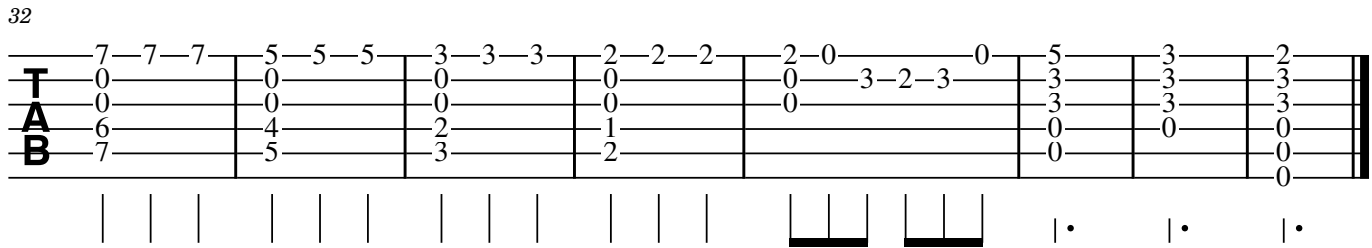
System 3: TAB notation for measures 16-23. Measure 16: 2-2-2, 0, 0, 2. Measure 17: 2-2-2, 0, 0, 2. Measure 18: 0-0-0, 2, 3, 0. Measure 19: 0-0-0, 2, 3, 0. Measure 20: 3-2-3, 0, 0, 2. Measure 21: 3, 0-2, 3, 0. Measure 22: 2-2-2, 3, 3, 0. Measure 23: 5-3-2, 0, 0, 0. Below the TAB are vertical bar lines and horizontal bars representing fretted notes.

24



System 4: TAB notation for measures 24-31. Measure 24: 0-0-0, 2, 3, 0. Measure 25: 3-2-0, 3, 3, 0. Measure 26: 3-3-3, 0, 0, 2. Measure 27: 2-0, 3, 3, 0. Measure 28: 2-0-2, 3, 3, 0. Measure 29: 3-3-3, 3, 3, 0. Measure 30: 5, 5, 7-8. Measure 31: 7-7-7, 0, 0, 0. Below the TAB are vertical bar lines and horizontal bars representing fretted notes.



32



System 5: TAB notation for measures 32-35. Measure 32: 7-7-7, 0, 0, 6, 7. Measure 33: 5-5-5, 0, 0, 4, 5. Measure 34: 3-3-3, 0, 0, 2, 3. Measure 35: 2-2-2, 0, 0, 1, 2. Measure 36: 2-0, 0, 0, 0, 2. Measure 37: 2-0, 0, 3-2-3, 0, 0. Measure 38: 5, 3, 0, 0. Measure 39: 3, 3, 0, 0. Measure 40: 2, 3, 0, 0. Below the TAB are vertical bar lines and horizontal bars representing fretted notes.

# XLVIII

18.02.2016



# XLVIII

18.02.2016

7-7-5-3 | 8-7-5-7 | 5-3-2-3-5 | 0-2-3 | 3-2-0-2-3 | 0-2-3

T  
A  
B

7

0 | 2-2-5-5-9-9 | 8-7 | 11-10

T  
A  
B

12

0-2-3-2-0 | 2-0 | 2-3 | 0-0-0-0 | 0

T  
A  
B

# XLIX

18.02.2016

Musical staff 1: Treble clef, key signature of two sharps (F# and C#), 8/8 time signature. The staff contains a sequence of chords and melodic lines. The first four measures feature chords with upward-pointing arrows above them. The fifth measure has a downward-pointing arrow. The piece concludes with a double bar line and repeat dots.

Musical staff 2: Treble clef, key signature of two sharps, 8/8 time signature. The staff begins with a measure number '6' above the staff. It contains a sequence of chords and melodic lines, ending with a double bar line and repeat dots.

Musical staff 3: Treble clef, key signature of two sharps, 8/8 time signature. The staff begins with a measure number '9' above the staff. It contains a sequence of chords and melodic lines, ending with a double bar line and repeat dots.

Musical staff 4: Treble clef, key signature of two sharps, 8/8 time signature. The staff begins with a measure number '13' above the staff. It contains a sequence of chords and melodic lines, ending with a double bar line and repeat dots.

Musical staff 5: Treble clef, key signature of two sharps, 8/8 time signature. The staff begins with a measure number '16' above the staff. It contains a sequence of chords and melodic lines, ending with a double bar line and repeat dots. The text 'Harm12' is written above the final measure.

# XLIX

18.02.2016

TAB notation for the first system, measures 1-5. The notation is as follows:

| Measure | String 1 | String 2 | String 3 | String 4 | String 5 | String 6 |
|---------|----------|----------|----------|----------|----------|----------|
| 1       | 2        | 3        | 3        | 0        | 0        | 0        |
| 2       | 2        | 3        | 3        | 0        | 0        | 0        |
| 3       | 5        | 7        | 7        | 0        | 0        | 0        |
| 4       | 5        | 7        | 7        | 0        | 0        | 0        |
| 5       | 3        | 5        | 5        | 0        | 0        | 0        |

6

TAB notation for the second system, measures 6-10. The notation is as follows:

| Measure | String 1 | String 2 | String 3 | String 4 | String 5 | String 6 |
|---------|----------|----------|----------|----------|----------|----------|
| 6       | 5        | 7        | 7        | 0        | 0        | 0        |
| 7       | 8        | 10       | 10       | 0        | 0        | 0        |
| 8       | 10       | 11       | 11       | 0        | 0        | 0        |
| 9       | 9        | 10       | 10       | 0        | 0        | 0        |
| 10      | 8        | 10       | 10       | 0        | 0        | 0        |

11

TAB notation for the third system, measures 11-14. The notation is as follows:

| Measure | String 1 | String 2 | String 3 | String 4 | String 5 | String 6 |
|---------|----------|----------|----------|----------|----------|----------|
| 11      | 5        | 0        | 0        | 0        | 0        | 0        |
| 12      | 3        | 0        | 0        | 0        | 0        | 0        |
| 13      | 2        | 0        | 0        | 0        | 0        | 0        |
| 14      | 7        | 5        | 0        | 0        | 0        | 0        |

15

TAB notation for the fourth system, measures 15-18. The notation is as follows:

| Measure | String 1 | String 2 | String 3 | String 4 | String 5 | String 6 |
|---------|----------|----------|----------|----------|----------|----------|
| 15      | 10       | 8        | 0        | 0        | 0        | 0        |
| 16      | 7        | 5        | 0        | 0        | 0        | 0        |
| 17      | 3-2-0-2  | 3        | 0        | 0        | 0        | 0        |
| 18      | 3-2-0-2  | 3        | 0        | 0        | 0        | 0        |

Harm12

# L

19.02.2016

Musical staff 1: Treble clef, key signature of one sharp (F#), 8/8 time signature. The staff contains a sequence of notes and chords, including a prominent eighth-note melody in the upper voice and a supporting bass line.

Musical staff 2: Treble clef, key signature of one sharp (F#), 8/8 time signature. The staff contains a sequence of notes and chords, including a prominent eighth-note melody in the upper voice and a supporting bass line.

Musical staff 3: Treble clef, key signature of one sharp (F#), 8/8 time signature. The staff contains a sequence of notes and chords, including a prominent eighth-note melody in the upper voice and a supporting bass line.

Musical staff 4: Treble clef, key signature of one sharp (F#), 8/8 time signature. The staff contains a sequence of notes and chords, including a prominent eighth-note melody in the upper voice and a supporting bass line.

Musical staff 5: Treble clef, key signature of one sharp (F#), 8/8 time signature. The staff contains a sequence of notes and chords, including a prominent eighth-note melody in the upper voice and a supporting bass line.



# L

19.02.2016

0-0 | 3-2-0 | 2-0-2-3 | 6-5-10 12 | 0-0 | 3-2-0 | 3-2-0 | 3-2-0

**T**  
0 | 0 | 3 | 2-0-2-3 | 6-5-10 12 | 0 | 0 | 3-2-0 | 3-2-0 | 3-2-0

**A**  
1 | 1 | 0 | 0 | 0 | 1 | 1 | 0 | 0

**B**  
2 | 2 | 0 | 0 | 0 | 2 | 2 | 0 | 0

0 | 0 | 2 | 5-10 | 0 | 0 | 2 | 2

8

0 | 7-7-7-7 | 7 | 0-0 | 0-2-3 | 2-3 | 0 | 3-2-0 | 3-2

**T**  
0 | 0 | 0 | 0 | 0 | 0 | 0 | 0-2-3 | 2-3 | 0 | 3-2-0 | 3-2

**A**  
1-1-0 | 1-1-6 | 6 | 6 | 6 | 1 | 1 | 0-2-3 | 2-3 | 0 | 3-2-0 | 3-2

**B**  
0 | 0 | 2-7 | 6 | 7 | 2 | 2 | 0-2-3 | 2-3 | 0 | 3-2-0 | 3-2

0 | 0 | 2-7 | 7 | 7 | 2 | 2 | 0-2-3 | 2-3 | 0 | 3-2-0 | 3-2

3 | 2 | 0 | 0 | 0 | 0 | 0 | 0-2-3 | 2-3 | 0 | 3-2-0 | 3-2

15

0-2-3-2-0-0 | 2-2-2-5-5-5-9-9-9-5-5-5 | 9-9-9-7-7-7-5 | 10-9-7-10

**T**  
3 | 3 | 3 | 6 | 10 | 6 | 10 | 8 | 7 | 0 | 0

**A**  
0 | 0 | 0 | 6 | 10 | 6 | 10 | 8 | 7 | 0 | 0

**B**  
0 | 0 | 0 | 0 | 0 | 0 | 0 | 0 | 0 | 9 | 9

2 | 2 | 2 | 2 | 2 | 2 | 2 | 2 | 2 | 2 | 2

19

9-7-5-9 | 7-5-3-5-7 | 5-3-2-3-5 | 3-2-0-2-3 | 3-2-3 | 2-3-2 | 0

**T**  
0 | 0 | 0 | 0 | 0 | 3-2-3 | 2-3-2 | 0

**A**  
0 | 0 | 0 | 0 | 0 | 0 | 0 | 3 | 0

**B**  
7 | 5 | 4 | 2 | 0 | 0 | 0 | 0 | 0

2 | 2 | 2 | 2 | 2 | 2 | 2 | 2 | 2

# LI

20.02.2016

Musical notation for the first system, measures 1-4. The key signature is two sharps (F# and C#). The notation includes a treble clef, a common time signature, and a bass clef. The melody consists of quarter and eighth notes. A dynamic marking of  $mf$  is present above the staff. A measure rest of 8 is indicated at the beginning.

Musical notation for the second system, measures 5-8. The key signature is two sharps. The notation includes a treble clef, a common time signature, and a bass clef. The melody continues with quarter and eighth notes. A dynamic marking of  $mf$  is present above the staff. A measure rest of 8 is indicated at the beginning.

Musical notation for the third system, measures 9-12. The key signature is two sharps. The notation includes a treble clef, a common time signature, and a bass clef. The melody continues with quarter and eighth notes. A dynamic marking of  $mf$  is present above the staff. A measure rest of 8 is indicated at the beginning.

Musical notation for the fourth system, measures 13-16. The key signature is two sharps. The notation includes a treble clef, a common time signature, and a bass clef. The melody continues with quarter and eighth notes. A dynamic marking of  $mf$  is present above the staff. A measure rest of 8 is indicated at the beginning. The system includes triplets (marked with '3') and a sextuplet (marked with '6').

# LI

20.02.2016

**TAB**

7-7-7-7 | 8-7-7-5-3-5 | 10-9-7-7-9 | 10-10-9-7 | 9-9-7-5

0 0 | 5 5 5 | 10 10 | 0 | 7

9 9 7

6

**TAB**

7-5-3-5-3-2-3-2-0 | 2-2-3 | 2-3-2-0 | 0-0-3-2-2-3-0

5 4 2 | 0 0 | 0 3-2 | 0 0 0 2-0-0

1 1 | 0 0 | 2 2 | 2 2

10

**TAB**

2-3-2-0 | 3-2-3-2 | 0-0 | 7-7-8 | 10-9-7-7-5-3-3-2-0

0 0 | 0 0 | 0 0 | 0 0 0 0

0 0 | 0 0 | 0 0 | 0 0 0 0

2 2 | 2 2 | 5 5 | 9 5 2

3 3 3

14

**TAB**

2-2-2-2-2-2-3-3-3-2-2-2 | 2

3 3 | 0 0 | 0 0

0 0 | 0 0 | 2 2

2 2 | 2 2 | 2 2

6 6

# LII

20.02.2016

Musical staff 1: Treble clef, key signature of two sharps (F# and C#). The staff contains a sequence of chords and single notes. A circled '8' is located below the first measure.

Musical staff 2: Treble clef, key signature of two sharps. The staff contains a sequence of chords and single notes. A circled '8' is below the first measure. A circled '3' is above the eighth measure, and another circled '3' is below the ninth measure.

Musical staff 3: Treble clef, key signature of two sharps. The staff contains a sequence of chords and single notes. A circled '8' is below the first measure. A circled '9' is above the first measure. A circled '9' is also above the eighth measure.

Musical staff 4: Treble clef, key signature of two sharps. The staff contains a sequence of chords and single notes. A circled '8' is below the first measure. A circled '14' is above the first measure. Four circled '3's are placed below the staff, corresponding to the eighth, ninth, tenth, and eleventh measures.

Musical staff 5: Treble clef, key signature of two sharps. The staff contains a sequence of chords and single notes. A circled '8' is below the first measure. A circled '16' is above the first measure.

# LII

20.02.2016

7-10-8 | 8-7-5 | 7-9-10-9 | 7- | 2-0-2-3-2-0

TAB 8 8 | 8 7-8-7 | 8 0 | 7- | 0 0-2-3-2-0 3-2

8 8 | 8 6 | 8 0 | 9-7-5 | 0

0 0 | 0 0 | 0 9 | 9-7-5 | 0

6

3-2-0 | 0-2 | 0 0 | 0 2-2-0-0 | 2-7-5-3 | 2-3-2-0-0 | 2

TAB 0 3 | 0 0 | 0 0 3 | 0 0 0 0 | 0 0 0 0 | 0 3 | 0

0 0 | 0 0 | 0 1 | 0 0 0 0 | 1 6 4 2 | 1 | 1

2 2 | 2 3 | 2 3 | 2 7 5 3 | 2 | 2

12

3-3-2-2-2-0 | 3 2 | 7-7-8-7-5-7-3-5-2-3

TAB 0 0 | 0 0 | 0 0 0 | 0 2 | 0 0 0 0 0 0 0 0 0 3

0 1 | 1 | 0 0 | 0 0 | 0 0 0 0 0 0 0 0 0

2 | 0 0 | 2 2 | 2

15

7-7-7-8-7-5-7-5-3-5-3-2 | 2-3-2-0 | 0 | 2-2-5-5 | 7-10-8

TAB 0 0 | 0 0 | 0 0 | 0 3-2-3 | 3 6 | 8 8

0 0 | 0 0 | 0 0 | 0 3-2-3 | 3 6 | 8 8

0 0 | 0 0 | 0 0 | 0 0 | 0 0 | 0 0

19

8-7-5 | 2-3-2 | 3

TAB 8 7 | 7 8-7 | 0 3-2 | 0

8 6 | 1 | 1

0 0 | 0 | 0

# LIII

21.02.2016

6=D

6

11

16

20

23

The image displays a musical score for a piece titled "LIII", dated "21.02.2016". The score is written in G major (one sharp) and consists of six staves of music. The first staff begins with a treble clef, a key signature of one sharp (F#), and a time signature of 8. Below the first staff, the instruction "6=D" is written. The subsequent staves are numbered 6, 11, 16, 20, and 23, indicating the starting measure of each system. The music features a variety of rhythmic values, including eighth and sixteenth notes, and rests. The notation includes stems, beams, and various accidentals (sharps, flats, and naturals). The score concludes with a double bar line at the end of the sixth staff.

# LIII

21.02.2016

6=D

6=D

Measures 1-4: TAB notation on three strings (T, A, B). Measure 1: T=7, A=0, B=0. Measure 2: T=5, A=0, B=0. Measure 3: T=1, A=0, B=0. Measure 4: T=3, A=0, B=0. Fingering: 1-0-1-0, 3-0-3-0.

6

Measures 5-8: TAB notation on three strings (T, A, B). Measure 5: T=3-2-0, A=3-1-0, B=0. Measure 6: T=0-0-0, A=4-4-4, B=0. Measure 7: T=0-0-2, A=3-3-3, B=0. Measure 8: T=2-2-3, A=3-3-3, B=0. Fingering: 3-2-0, 3-1-0, 0-0-0, 2-2-3, 3-3-3, 0-0-0.

11

Measures 9-12: TAB notation on three strings (T, A, B). Measure 9: T=2-2-2, A=3-3-3, B=0. Measure 10: T=3-3-3, A=4-4-4, B=0. Measure 11: T=6-8-6, A=7-8-7, B=0. Measure 12: T=7-8-7, A=8-8-8, B=0. Fingering: 2-2-2, 3-3-3, 4-3-3, 6-8-6, 7-8-7, 0-8-8, 0-8-8, 7-8-7, 8-8-8.

17

Measures 13-16: TAB notation on three strings (T, A, B). Measure 13: T=6-7-5, A=7-7-7, B=0. Measure 14: T=5-7-5, A=6-6-6, B=0. Measure 15: T=4-6-4, A=6-5-4, B=0. Measure 16: T=2-4-3, A=3-3-3, B=0. Fingering: 6-7-5, 7-7-7, 5-7-5, 6-6-6, 4-6-4, 6-5-4, 2-4-3, 3-3-3.

22

Measures 17-19: TAB notation on three strings (T, A, B). Measure 17: T=5-6-8, A=6-0, B=0. Measure 18: T=10-9-9, A=9-0, B=0. Measure 19: T=10-10-9, A=10-9-8, B=0. Fingering: 5-6-8, 6-0, 10-9-9, 9-0, 10-10-9, 10-9-8, 0-0-0.

# LIV

21.02.2016

Musical staff 1: Treble clef, key signature of two sharps (F# and C#), 8/8 time signature. The staff contains a sequence of notes and rests, including a whole note at the beginning and several eighth notes and quarter notes throughout.

Musical staff 2: Treble clef, key signature of two sharps, 8/8 time signature. The staff contains a sequence of notes and rests, including a whole note at the end. A tempo marking  $\text{♩} = \text{♩}$  is present at the end of the staff.

Musical staff 3: Treble clef, key signature of two sharps, 8/8 time signature. The staff contains a sequence of notes and rests, including a whole note at the beginning and several eighth notes and quarter notes throughout.

Musical staff 4: Treble clef, key signature of two sharps, 8/8 time signature. The staff contains a sequence of notes and rests, including a whole note at the end. A tempo marking  $\text{♩} = \text{♩}$  is present at the end of the staff.

Musical staff 5: Treble clef, key signature of two sharps, 8/8 time signature. The staff contains a sequence of notes and rests, including a whole note at the beginning and several eighth notes and quarter notes throughout.



# LIV

21.02.2016

3 2 0 0 3 1 3 1 3 0 1 0 1 3 1 3 0 1 3 3 3 1 0

**T** 3 1 3 1 3 0 1 0 1 3 1 3 0 1 3 3 3 1 0

**A** 2 2 3 2 0 2 2

**B** 2 3 2 0 2 2

7 ♩ = ♪

1 1 1 0 0 0 0 0 0 0 3 3 3 2 3 0

**T** 3 3 1 3 1 3 1 3 1 3 3 3 1 3 2 3 0

**A** 2 3 2 0 3 1 2 3 1 2

**B** 2 3 2 0 3 1 2 3 1 2

15

0 2 2 3 2 0 2 0 0 2 2 3 2 3 2 2 0

**T** 0 2 3 0 0 0 3 0 3 2 0 2 3 0 0 0 3 2 3 2 2 0

**A** 0 0 0 0 0 0 0 0 0 0 0 0 0 0 0 0 3 2

**B** 2 2 2 2 2 2 2 2 2 2 2 2 2 2

19 ♩ = ♪

0 0 0 2 2 2 3 2 2 3 2 0 2 0 0 2 2 3 0 0 2

**T** 3 2 3 3 0 0 0 0 0 0 3 0 3 2 0 3 2 3 0 0 0 2

**A** 0 0 0 0 0 0 0 0 0 0 0 0 0 0 0 0 0 4 0 0

**B** 2 2 2 2 2 2 2 2 2 2 2 2 3 2 2

# LV

22.02.2016

Musical staff 1, measures 1-5. The staff is in treble clef with a key signature of two sharps (F# and C#). It begins with a bass clef and an 8-measure rest. The music consists of chords and single notes, with some notes marked with upward-pointing arrows. The piece concludes with a double bar line and a fermata over the final chord.

6

Musical staff 2, measures 6-12. The staff is in treble clef with a key signature of two sharps (F# and C#). It begins with a bass clef and an 8-measure rest. The music consists of chords and single notes, with a flat sign (b) appearing above the first measure. The piece concludes with a double bar line and a fermata over the final chord.

13

Musical staff 3, measures 13-19. The staff is in treble clef with a key signature of two sharps (F# and C#). It begins with a bass clef and an 8-measure rest. The music consists of chords and single notes, with some notes marked with upward-pointing arrows. The piece concludes with a double bar line and a fermata over the final chord.

21

Musical staff 4, measures 21-24. The staff is in treble clef with a key signature of two sharps (F# and C#). It begins with a bass clef and an 8-measure rest. The music consists of chords and single notes, with some notes marked with upward-pointing arrows. The piece concludes with a double bar line and a fermata over the final chord.

# LV

22.02.2016

8

8

|   |     |   |     |   |      |     |     |     |     |   |     |   |       |
|---|-----|---|-----|---|------|-----|-----|-----|-----|---|-----|---|-------|
|   | ↑ 2 | 2 | ↑ 7 | 7 | ↑ 10 | 9-7 | 1-2 | 3-4 | 4-5 | 5 | 6-5 | 5 | 10-10 |
| T | 3   | 3 | 8   | 8 | 8    | 8   | 2-3 | 4-5 | 6-7 | 7 | 7-7 | 8 | 0-0   |
| A | 3   | 3 | 8   | 8 | 8    | 8   | 2-3 | 4-5 | 7-8 | 8 | 8-7 | 7 | 0-0   |
| B | 0   | 0 | 0   | 0 | 0    | 0   | 0   |     |     | 0 |     | 9 | 9     |

||| | | | | | | | | | | | | | |

8

8

|   |        |       |        |       |       |     |     |     |     |     |     |       |       |     |
|---|--------|-------|--------|-------|-------|-----|-----|-----|-----|-----|-----|-------|-------|-----|
|   | 10-9-7 |       |        |       |       |     |     |     |     | 0   |     | 3-2-0 |       |     |
| T | 0      | 10-10 | 10-8-7 | 7-5-3 | 3-2-0 | 2-3 | 0   | 0   | 0   | 0   | 0   | 0     | 3-2-0 | 0   |
| A | 0      | 0-0   | 0-0    | 0-0   | 0-0   | 0-0 | 0-0 | 0-0 | 0-0 | 0-0 | 0-0 | 0-0   | 0-0   | 0-0 |
| B | 9      | 9-9   | 9-9    | 5     | 2     | 0   | 0   | 0   | 0   | 0   | 0   | 0     | 0     | 2   |

| | | | | | | | | | | | | | |

16

16

|   |       |       |     |     |     |   |     |   |      |      |      |    |  |  |
|---|-------|-------|-----|-----|-----|---|-----|---|------|------|------|----|--|--|
|   |       |       |     |     |     |   |     |   |      |      |      |    |  |  |
| T |       | 3-2-3 | 3-2 | 2-3 | ↑ 2 | 2 | ↑ 7 | 7 | ↑ 10 | 9-10 | 9-10 | 10 |  |  |
| A | 3-1-0 | 0     | 1-3 | 0   | 3   | 3 | 8   | 8 | 8    | 8    | 6    | 7  |  |  |
| B | 0     | 0     | 0   | 0   | 0   | 0 | 8   | 8 | 8    | 8    | 7    | 8  |  |  |
|   | 0     | 2     | 0   | 0   |     |   | 0   | 0 | 0    | 0    | 0    | 0  |  |  |

| | | | | | | | | | | | | | |

# LVI

23.02.2016

Musical staff 1: Treble clef, key signature of two sharps (F# and C#), 8/8 time signature. The staff contains a sequence of chords and melodic lines. It begins with a chord of F#4, C#5, and G5. The melody starts with a quarter note G5, followed by a quarter note F#5, and then a quarter note E5. The bass line consists of a dotted half note F#4. The staff continues with various chords and melodic fragments, including a half note G5 and a quarter note F#5.

Musical staff 2: Treble clef, key signature of two sharps (F# and C#), 8/8 time signature. The staff begins with a measure number '6'. It features a sequence of chords and melodic lines, including a half note G5 and a quarter note F#5. The bass line consists of a dotted half note F#4. The staff continues with various chords and melodic fragments, including a half note G5 and a quarter note F#5.

Musical staff 3: Treble clef, key signature of two sharps (F# and C#), 8/8 time signature. The staff begins with a measure number '11'. It features a sequence of chords and melodic lines, including a half note G5 and a quarter note F#5. The bass line consists of a dotted half note F#4. The staff continues with various chords and melodic fragments, including a half note G5 and a quarter note F#5.

Musical staff 4: Treble clef, key signature of two sharps (F# and C#), 8/8 time signature. The staff begins with a measure number '15'. It features a sequence of chords and melodic lines, including a half note G5 and a quarter note F#5. The bass line consists of a dotted half note F#4. The staff continues with various chords and melodic fragments, including a half note G5 and a quarter note F#5.

# LVI

23.02.2016

III w

TAB

8 I w V VIII

TAB

14 VII

TAB



# LVII

24.02.2016

5

|   |   |   |   |   |   |   |   |   |   |   |   |   |   |   |   |   |   |   |
|---|---|---|---|---|---|---|---|---|---|---|---|---|---|---|---|---|---|---|
| T | 1 | 1 | 0 | 4 | 4 | 0 | 0 | 2 | 3 | 2 | 0 | 0 | 2 | 3 | 0 | 0 | 2 | 3 |
| A | 3 |   |   | 3 |   | 1 | 0 |   | 0 |   | 3 | 2 | 0 | 0 | 2 | 3 |   |   |
| B | 2 |   |   | 2 |   | 2 | 0 |   | 0 |   | 0 |   | 0 | 0 |   | 2 |   |   |
| B | 0 |   |   | 0 |   |   |   |   | 2 |   | 0 |   | 2 | 0 |   | 2 |   |   |

3 3 3 3 3 3

5

|   |    |    |    |   |   |   |   |   |   |   |   |   |    |    |   |   |   |   |   |   |   |   |   |   |   |   |   |
|---|----|----|----|---|---|---|---|---|---|---|---|---|----|----|---|---|---|---|---|---|---|---|---|---|---|---|---|
| T | 10 | 10 | 10 | 0 | 2 | 3 | 9 | 9 | 9 | 0 | 2 | 3 | 10 | 10 | 9 | 7 | 5 | 3 | 5 | 3 | 2 | 3 | 2 | 0 | 1 | 1 | 0 |
| A | 0  |    |    | 0 |   |   | 0 |   |   | 0 |   |   | 0  |    |   | 0 |   |   | 0 |   | 0 |   |   |   | 3 |   |   |
| B | 9  |    |    | 2 |   |   | 8 |   |   | 2 |   |   | 9  |    |   |   |   |   |   |   |   |   |   |   | 2 |   |   |

3 3 3 3 3 3 3 3

9

|   |   |   |   |   |   |   |   |   |   |   |   |   |   |   |   |   |   |   |   |
|---|---|---|---|---|---|---|---|---|---|---|---|---|---|---|---|---|---|---|---|
| T | 0 | 0 | 2 | 2 | 3 | 2 | 0 | 2 | 3 | 5 | 7 | 5 | 5 | 5 | 3 | 3 | 3 | 1 | 1 |
| A | 4 | 4 | 1 | 4 |   |   | 0 |   |   | 0 | 5 | 8 | 7 | 8 | 3 | 6 | 5 | 6 | 1 |
| B | 3 | 3 |   |   |   |   | 0 |   |   | 1 | 5 |   |   |   | 3 |   |   |   | 4 |
| B | 2 | 2 |   |   |   |   | 1 |   |   | 2 |   |   |   |   |   |   |   |   | 4 |
| B | 0 | 0 |   |   |   |   | 2 |   |   |   |   |   |   |   |   |   |   |   |   |

V III I

3 3 3 3 3 3 3 3

14






|   |   |   |   |    |    |    |   |   |   |   |   |   |   |   |   |    |    |    |   |   |   |   |   |
|---|---|---|---|----|----|----|---|---|---|---|---|---|---|---|---|----|----|----|---|---|---|---|---|
| T | 2 | 2 | 2 | 10 | 10 | 10 | 2 | 2 | 2 | 9 | 9 | 9 | 2 | 2 | 2 | 10 | 10 | 10 | 9 | 9 | 6 | 7 | 7 |
| A | 0 |   |   | 0  |    |    | 0 |   |   | 0 |   |   | 0 |   |   | 0  |    |    | 0 |   |   | 7 | 7 |
| B | 0 |   |   | 0  |    |    | 0 |   |   | 0 |   |   | 0 |   |   | 0  |    |    | 0 |   |   | 8 | 8 |
| B |   |   |   | 9  |    |    |   |   |   | 8 |   |   |   |   |   | 9  |    |    | 8 |   |   | 9 | 9 |
| B |   |   |   |    |    |    |   |   |   |   |   |   |   |   |   |    |    |    | 9 |   |   | 9 | 9 |
| B |   |   |   |    |    |    |   |   |   |   |   |   |   |   |   |    |    |    |   |   |   | 7 | 7 |

VI VII

3 3 3 3 3 3 3

# LVIII

25.02.2016





# LVIII

25.02.2016

3-2-0 | 3-2-0 | 2-3 | 0 | 3-2-0 | 3-2-0 | 2-0 | 0-2-3 | 0-2-3

TAB  
0 | 0 | 0 | 0 | 0 | 0 | 0 | 0 | 0  
1 | 0 | 0 | 1 | 0 | 0 | 4 | 0 | 0  
2 | 0 | 0 | 2 | 0 | 0 | 2 | 2 | 2

• | • | | | • | • | | |

8

0-2-3 | 0-2-3 | 0-2-3 | 0-2-3 | 0-0-3-3-3-3 | 0-0-3-3-3-3

TAB  
0 | 0 | 0 | 0 | 0-0-0-0 | 0-0-0-0  
0 | 0 | 0 | 0 | 0 | 0  
0 | 0 | 0 | 0 | 2 | 0

3 | 2 | 2 | 2 | 0

13

0-0-3-3-3-3 | 0-0-3-3-3-3 | 2-0 | 2-0 | 2-0

TAB  
0-0-0-0 | 0-0-0-0 | 5-3-2-0 | 0-3-2-0 | 0-3-2-0  
0-0-0-0 | 0-0-0-0 | 3 | 3 | 3 | 1 | 3

3 | 2 | | | |

18

2-0 | 0-2-3 | 0-2-2 | 0-2-2 | 0-2-3 | 0-2-2 | 0-2-3 | 0-2-2

TAB  
0 | 0 | 0-0 | 0-0 | 0-2-3 | 0-0 | 0-2-3 | 0-0  
0 | 3 | 0 | 1 | 3 | 3 | 5 | 5

| | | | | | | |

23

3-2-0 | 3-2-0 | 10-10-9 | 3-2-0 | 9-9-6

TAB  
0 | 0 | 0 | 0 | 0 | 0 | 0 | 0  
0 | 0 | 0 | 0 | 0 | 0 | 0 | 0  
0 | 0 | 9 | 0 | 0 | 0 | 8 | 9

| | | | | | | |

27


3-2-0 | 5-3-2 | 7-5-6 | VII

TAB  
0 | 0 | 0 | 7 | 7 | 7 | 7 | 7  
0 | 0 | 0 | 7 | 7 | 7 | 7 | 7  
0 | 0 | 0 | 8 | 8 | 8 | 8 | 8  
0 | 0 | 0 | 9 | 9 | 9 | 9 | 9  
0 | 0 | 0 | 9 | 9 | 9 | 9 | 9  
0 | 0 | 0 | 7 | 7 | 7 | 7 | 7

| •

# LIX

26.02.2016



# LIX

26.02.2016

11

|          |   |     |   |   |     |       |       |     |     |   |
|----------|---|-----|---|---|-----|-------|-------|-----|-----|---|
|          | 2 | 2-0 |   |   | 0   | 2-2-2 | 5-5-5 | 7-7 | 5-5 |   |
| <b>T</b> | 0 | 0   | 4 | 2 | 0-2 | 4     | 3     | 7   | 8   | 7 |
| <b>A</b> | 0 | 0   | 0 | 0 | 0   | 0     | 3     | 7   | 8   | 7 |
| <b>B</b> | 1 | 1   | 1 | 1 | 1   | 1     | 0     | 0   | 0   | 0 |
|          | 2 | 2   | 2 | 2 | 2   | 2     |       |     |     |   |

11

11

|          |          |       |             |       |   |       |   |       |
|----------|----------|-------|-------------|-------|---|-------|---|-------|
|          | 10-10-10 | 9-9-6 | 7-5-5-3-3-2 | 2     | 2 | 2-2-0 |   |       |
| <b>T</b> | 0        | 0     | 0 0 0       | 0     | 0 | 0     | • | 4-4-2 |
| <b>A</b> | 0        | 0     | 0 0 0       | 0     | 0 | 0     | • | 0     |
| <b>B</b> | 9        | 8     |             | 1     | 1 | 1     | • | 1     |
|          |          | 9     |             | 2-0-2 | 2 | 2     |   | 2     |

Fine

18

18

|          |   |     |   |     |   |     |   |     |         |   |
|----------|---|-----|---|-----|---|-----|---|-----|---------|---|
|          | 0 | 0-2 | 3 | 3-2 | 4 | 4-5 | 5 | 2-0 | 5-4-4-2 | 2 |
| <b>T</b> | 0 | 0   | 0 | 0   | 0 | 0   | 0 | 0   | •       | 0 |
| <b>A</b> | 1 | 1   | 1 | 1   | 1 | 1   | 1 | 1   | •       | 0 |
| <b>B</b> | 2 | 2   | 2 | 2   | 3 | 4   | 4 | 4   | •       | 2 |

D.C al Fine

# LX

05.03.2016

Musical staff 1, measures 1-5. Treble clef, key signature of two sharps (F# and C#), 8/8 time signature. The staff contains a series of chords and eighth notes, with a triplet of eighth notes in measure 4.

Musical staff 2, measures 6-10. Treble clef, key signature of two sharps, 8/8 time signature. This staff features several triplet markings (the number '3') over eighth notes in measures 7, 8, and 9.

Musical staff 3, measures 11-13. Treble clef, key signature of two sharps, 8/8 time signature. Measure 11 includes a 'Harm12' marking above a chord. Measures 12 and 13 contain triplet markings over eighth notes.

Musical staff 4, measures 14-16. Treble clef, key signature of two sharps, 8/8 time signature. This staff contains multiple triplet markings over eighth notes in measures 14, 15, and 16.

Musical staff 5, measures 17-20. Treble clef, key signature of two sharps, 8/8 time signature. The staff shows a sequence of chords and eighth notes, with some chords marked with a '3' above them.

Musical staff 6, measures 21-22. Treble clef, key signature of two sharps, 8/8 time signature. The staff concludes with a final chord in measure 21 and a double bar line in measure 22.

# LX

05.03.2016

2 3 2-3-2-0 0-2-3 5-5 3-3 7-5-5-3-3-2

T 0-0 0-0 0 3-2-3 3 1 5-3-1

A 0-0 0-0 9 4 2 6-4-2

B 1-1 1-1 1 2 2 6-4-2

2 2 2

7 Harm12.....

2-3-2-0 0 0 0 1 1-0-1-0-1-0

T 0 3 0 1 3 1-0

A 0 1 3 3 0-0

B 1 2 2 0-0 0

2 2 3-2 0-0 0

12

0-1-1-3 0-0-1-3 3-1-0 5-3-1-1-0 0-1-1-3-5

T 3 0 3 3

A 0 0 3 3 3 3 3 3 3

B 0 0 0 0 0 0 0 0 0

15

5-3-1-1-0 7-7-5-5-3-3-3 2-3-2-0 0 2 3

T 3-3-1-0 0 0 0 3-2-3 0-0 0-0

A 0 0 0 0 0 0 0 0 0

B 0 7-5-3 1 2 1 1

0 0 0 0 2 2

20

2-2-2-2 0-0-0-0 0-0-0-0 1-1-1-1 2

T 0 0 0 0 0 0 0 0

A 0 0 0 0 1 1 1 1

B 2 2 2 2 2 2 2 2

# LXI

06.03.2016

6=D

5

8

12

Fine:

17

# LXI

06.03.2016

6=D

Measures 1-4 of guitar tablature. Measure 1: Treble clef, notes 3, 2, 3, 2, 0; Bass clef, notes 0, 3. Measure 2: Treble clef, notes 3, 2, 0; Bass clef, notes 4, 3. Measure 3: Treble clef, notes 0, 2, 0; Bass clef, notes 3, 2, 0. Measure 4: Treble clef, notes 2, 3; Bass clef, notes 4, 3, 3.

6

Measures 5-8 of guitar tablature. Measure 5: Treble clef, notes 1, 3, 1, 0, 0; Bass clef, notes 2, 3, 2. Measure 6: Treble clef, notes 3, 2, 2; Bass clef, notes 2, 3, 1, 2. Measure 7: Treble clef, notes 0, 0, 2, 3; Bass clef, notes 1, 0, 2, 3. Measure 8: Treble clef, notes 0, 5, 0; Bass clef, notes 5, 4, 6.

10

1X..... Fine:

Measures 9-12 of guitar tablature. Measure 9: Treble clef, notes 3, 3, 3, 2; Bass clef, notes 2, 3, 0. Measure 10: Treble clef, notes 2, 3, 3; Bass clef, notes 0, 0, 0. Measure 11: Treble clef, notes 2, 3, 3; Bass clef, notes 0, 0, 0. Measure 12: Treble clef, notes 2, 3, 3; Bass clef, notes 0, 3, 5, 3, 2, 2, 5, 4. Includes a double bar line and the word 'Fine'.

15

Measures 13-16 of guitar tablature. Measure 13: Treble clef, notes 0, 0; Bass clef, notes 2, 2, 2, 2, 3, 3. Measure 14: Treble clef, notes 0, 0; Bass clef, notes 4, 2, 1, 1, 2, 2. Measure 15: Treble clef, notes 0, 3, 5, 3, 2, 2; Bass clef, notes 3, 3, 4, 4, 6, 6. Measure 16: Treble clef, notes 5, 2; Bass clef, notes 5, 4.





19

Measures 17-20 of guitar tablature. Measure 17: Treble clef, notes 5, 4, 4, 3; Bass clef, notes 4, 5, 4. Measure 18: Treble clef, notes 3, 2, 3; Bass clef, notes 3, 0, 0. Measure 19: Treble clef, notes 3, 2, 3; Bass clef, notes 0, 0. Measure 20: Treble clef, notes 3, 2, 3; Bass clef, notes 0, 0.

D.C. al Fine

# LXII

07.03.2016





# LXII

07.03.2016

0 3-2-0 0-2 2-0 0 0 0-2

**T** 1 0 3 0 3-2-3 0 3-2-3-2-0 1 1-1

**A** 3-3 1 1 0 1 0 3-3 3-3

**B** 2 2 2 2 2 2 2 2 0-0 2-2

0 3 2 3 2 0 0 0 1 1

8

3-2-0 2-0 3-2-0 2-0 2-3-2 3-2-0

**T** 0 0 3 3-2-0 0 0 3 3-2-0 0 0 0 0 3-2-0 0-0

**A** 1 1 1 0 0 0 0 0 0 0 0 0 0 0

**B** 2 2 2 2 2 2 2 2 2 2 2 2 2 2

13

0-2 2-2-2-0-0-0 0-2 3-3-3 2-2-2

**T** 3 0 0 3-3-3 3 0-2 0 3-3 0 0-0-0 0 2-2-2 0-0-0

**A** 0 1 1 1 0 0 1 0-0-0 1-1-1 0 0-0-0 0-0-0

**B** 2 2 2 2 2 2 2 2 2 2 2 2 2 2

3 3 3 3 3 3 3 3 3 3

18

0-0-0 3-3-3 0-0-0 3 0-2 2

**T** 3 3 3 0 0 0 3 0 2 3

**A** 0 0 0 0 0 0 0 0 0 0

**B** 2 2 2 2 2 2 2 2 2 2

3 3 3 3 3 3 3 3 3 3

# LXIII

08.03.2016

Musical staff 1, starting at measure 8. The key signature is two sharps (F# and C#). The staff contains a melody in the upper voice and a bass line in the lower voice. The melody consists of quarter and eighth notes, while the bass line features chords and single notes.

Musical staff 2, starting at measure 5. The key signature is two sharps. The staff contains a melody in the upper voice and a bass line in the lower voice. The melody consists of quarter and eighth notes, while the bass line features chords and single notes.

Musical staff 3, starting at measure 7. The key signature is two sharps. The staff contains a melody in the upper voice and a bass line in the lower voice. The melody consists of quarter and eighth notes, while the bass line features chords and single notes.

Musical staff 4, starting at measure 11. The key signature is two sharps. The staff contains a melody in the upper voice and a bass line in the lower voice. The melody consists of quarter and eighth notes, while the bass line features chords and single notes.

Musical staff 5, starting at measure 15. The key signature is two sharps. The staff contains a melody in the upper voice and a bass line in the lower voice. The melody consists of quarter and eighth notes, while the bass line features chords and single notes.


Musical staff 6, starting at measure 18. The key signature is two sharps. The staff contains a melody in the upper voice and a bass line in the lower voice. The melody consists of quarter and eighth notes, while the bass line features chords and single notes. The staff ends with a double bar line.

# LXIII

08.03.2016

2 0


|   |   |     |   |   |   |       |   |     |   |   |   |   |     |   |
|---|---|-----|---|---|---|-------|---|-----|---|---|---|---|-----|---|
| T | 0 | 2-3 | 2 | 0 | 0 | 3-2-0 | 0 | 2-3 | 0 | 2 | 3 | 0 | 2-3 | 0 |
| A | 0 | 0   |   | 0 | 0 | 0     | 3 | 0   | 0 | 0 | 3 | 0 | 0   | 0 |
| B | 1 | 0   |   | 1 | 0 | 0     |   | 1   | 0 | 1 | 0 | 1 | 0   |   |
|   | 2 | 2   |   | 2 | 2 | 2     |   | 2   | 2 | 1 | 2 | 2 | 2   |   |



5

2 3 2 0 3 2 0

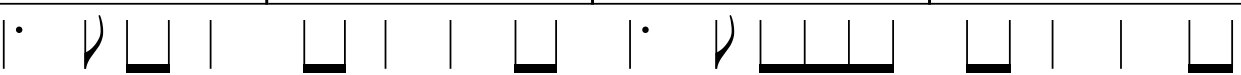
|   |   |       |       |   |   |   |         |       |       |       |   |   |   |   |
|---|---|-------|-------|---|---|---|---------|-------|-------|-------|---|---|---|---|
| T | 0 | 3-2-0 | 0     | 0 | 0 | 0 | 2-3-2-3 | 3-2-0 | 0     | 2-0-2 | 2 | 0 | 0 | 0 |
| A | 0 | 0     | 3-2-0 | 0 | 0 | 0 | 0       | 0     | 0     | 0     | 0 | 0 | 0 | 0 |
| B | 1 | 0     |       | 1 | 0 | 0 | 0       | 0     | 1     | 1     | 1 | 1 | 1 |   |
|   | 2 | 2     |       | 2 | 2 | 2 | 2       | 2     | 2-0-2 | 2     | 2 | 2 | 2 |   |



8

10 10 9 7 9


|   |   |          |         |   |        |    |            |      |   |   |   |   |   |   |
|---|---|----------|---------|---|--------|----|------------|------|---|---|---|---|---|---|
| T | 0 | 10-9-7-9 | 7       | 0 | 10-9-7 | 9  | 10-9-10-12 | 10-9 | 0 | 0 | 0 | 0 | 0 | 0 |
| A | 0 | 0        | 10-9-10 | 0 | 0      | 10 | 0          | 0    | 0 | 0 | 0 | 0 | 0 | 0 |
| B | 9 | 9        | 9-7-9   | 9 | 9      | 9  | 9          | 9    | 9 | 9 | 9 | 9 | 9 | 9 |



12

7 7 10 10 9 7 9


|   |   |         |         |    |          |   |   |       |   |   |   |   |       |   |
|---|---|---------|---------|----|----------|---|---|-------|---|---|---|---|-------|---|
| T | 0 | 10-9-10 | 7       | 10 | 10-9-7-9 | 7 | 0 | 2-3-2 | 0 | 2 | 3 | 0 | 3-2-0 | 0 |
| A | 0 | 0       | 10-9-10 | 0  | 0        | 0 | 0 | 0     | 0 | 0 | 0 | 0 | 0     | 3 |
| B | 9 | 9       | 9-7-9   | 9  | 9        | 9 | 9 | 1     | 0 | 1 | 0 | 1 | 0     |   |
|   |   |         |         |    |          |   |   | 2     | 2 | 2 | 2 | 2 | 2     |   |



17

0 2 3 0 2 0 2 3 2 0 0 2 0 2

|   |   |     |   |   |   |   |         |       |   |   |       |   |   |   |
|---|---|-----|---|---|---|---|---------|-------|---|---|-------|---|---|---|
| T | 0 | 2-3 | 0 | 2 | 0 | 0 | 2-3-2-0 | 3-2-3 | 0 | 0 | 2-0-2 | 0 | 0 | 0 |
| A | 0 | 0   | 0 | 0 | 0 | 0 | 0       | 0     | 0 | 0 | 0     | 0 | 0 | 0 |
| B | 1 | 0   |   | 1 | 0 | 1 | 1       | 1     | 1 | 1 | 0     | 0 | 0 |   |
|   | 2 | 2   |   | 2 | 2 | 2 | 2       | 2     | 2 | 2 | 0     | 2 | 2 |   |



# LXIV

09.03.2016

8

4

8

7

8

9

8

11

8

13

8

# LXIV

09.03.2016

7 8 5 7 3 2 1

TAB 0 8 0 8 0 6 0 4 0 3 3 2

0 1 3 2

4

7 7 7 5 8 7

TAB 0 3 5 4 0 5 7 6 5 7 6 7 0 5 8 5 8 7

6 6 6

7

7 10 8 11 10 8 8 10 10 8 10

TAB 0 7 6 8 8 11 10 8 12 12 10 11 10 11

0 0

9

7 9 5 7 4 3 2 1 3 3

TAB 0 10 7 8 7 6 4 5 6 5 4 4 3 0 3 3

0

11

4 4 5 10 9 9 8 8 7 5 5 3 2 2



TAB 5 7 9 8 8 7 7 7 5 7 7 7 5 5 3 3 2

TAB 5 7 9 8 7 7 6 7 7 7 5 5 3 3 0 0 0 0 0 0 0

0 0 0 0 0 0 0 0 0 0 0 0 0 0 0 0 0 0 0 0 0

# LXV

11.03.2016



# LXV

11.03.2016

I I I

Measure 1: T: 1-1-3, A: 1, B: 2-3. Measure 2: T: 1-0, A: 3, B: 3. Measure 3: T: 1-0-1-3, A: 3, B: 0. Measure 4: T: 1-1-3, A: 3, B: 2-0. Measure 5: T: 1-1-3-0, A: 1, B: 2-3.

Diagram showing finger positions for measures 1-5.

6 I I

Measure 6: T: 1-3, A: 1, B: 3. Measure 7: T: 0-2, A: 1, B: 3. Measure 8: T: 3-2-0, A: 1-0, B: 0. Measure 9: T: 0-0, A: 2, B: 0. Measure 10: T: 0-0, A: 1, B: 3-2-2.

Diagram showing finger positions for measures 6-10.

11

Measure 11: T: 1-1-0-0, A: 3, B: 0. Measure 12: T: 0-0, A: 3, B: 0. Measure 13: T: 1-1-1-0-0-0, A: 3, B: 2. Measure 14: T: 2-2, A: 0, B: 2. Measure 15: T: 1-1-1-2-2-2, A: 3, B: 2.

Diagram showing finger positions for measures 11-15.

16

Measure 16: T: 2-2-2-3-3-3, A: 0, B: 2. Measure 17: T: 2-2-2-2-2, A: 0, B: 2. Measure 18: T: 2-2-2-2-2, A: 0, B: 1.

Diagram showing finger positions for measures 16-18.

19 I I

Measure 19: T: 2-3-2-0, A: 0, B: 2. Measure 20: T: 0-2, A: 3, B: 2. Measure 21: T: 1-1-3, A: 1, B: 3. Measure 22: T: 1-0, A: 3, B: 3. Measure 23: T: 1-0-1-3, A: 3, B: 0. Measure 24: T: 1-0-1-3, A: 3, B: 0.

Diagram showing finger positions for measures 19-24.



25

Measure 25: T: 0, A: 0, B: 3. Measure 26: T: 0, A: 4, B: 2. Measure 27: T: 0, A: 2, B: 2. Measure 28: T: 0, A: 2, B: 0.

Diagram showing finger positions for measures 25-28.

# LXVI

13.03.2016





# LXVI

13.03.2016

0 2-3-2-0 0-2-3-2 0-0 2-3-2-3-2-0

**T** 3 0 3 0 2-3 3 0 2-3 3 0 0 3

**A** 0 0 0 0 0 0 0 0 0 0 0 3

**B** 2 2 2 2-0 2

Musical notation for system 1, measures 1-4. The notation includes TAB (Top, A, B) and guitar diagrams. The TAB lines show fret numbers and fingerings. The guitar diagrams show the string positions and fingerings for each measure.

6

0-2-0 0-2-3-3 3-2 3 0-2 3 0-2-0 3-2

**T** 3-2-0 0-2-3-3 3-2 3 0-2 3 0-2-0 3-2

**A** 0 0 4 0 0 0 0 0 0 0-2-4 0 0-2-4-2-0

**B** 2 2 2 2 0-2-4 0-2-4-2-0 4

Musical notation for system 2, measures 5-8. The notation includes TAB (Top, A, B) and guitar diagrams. The TAB lines show fret numbers and fingerings. The guitar diagrams show the string positions and fingerings for each measure.

11

0-2 0-3-2-0 0-3-2-0-2-0 0 3-2 3-2 3-2 2-0

**T** 3 0 3-2-3 3 3-2-3 3 3-2 3-2 2-0

**A** 0 0 0 0 0 0 0 0 0 0 0

**B** 2-0-2 2-0 3 2 2 2 2 2 2

Musical notation for system 3, measures 9-12. The notation includes TAB (Top, A, B) and guitar diagrams. The TAB lines show fret numbers and fingerings. The guitar diagrams show the string positions and fingerings for each measure.

16

VII

10-9-7-9 10 7 7 7 7

**T** 0 0 8 8 7 8 7 7





**A** 9 9 9 8 9 8 8 8

**B** 9 7 9 10 7 9 9 9 7

Musical notation for system 4, measures 13-16. The notation includes TAB (Top, A, B) and guitar diagrams. The TAB lines show fret numbers and fingerings. The guitar diagrams show the string positions and fingerings for each measure.

# LXVII

15.03.2016



# LXVII

15.03.2016

0-0-2 | 3-2-3-2-0 | 0-2-3 | 0-1-0

**T** 0-0 | 0-0-3 | 3-2-3 | 0-2-3 | 3-2-3-0-3

**A** 1-1 | 1-1 | 0 | 0-2-3 | 0-0

**B** 2-2 | 2-2 | 0 | 0 | 0

0-0 | 0

5

0-1-0 | 0-1-0 | 2-0-2-3-3-2-0 | 2 | 0-0-2

**T** 3-2-3 | 0-3-2-3-0-3 | 0-0-3-2-0-0 | 0-0-0-2

**A** 0-0 | 0-0 | 0 | 0 | 1-1

**B** 0-0 | 0-0 | 1-1 | 2-2 | 2-2

2 | 2 | 0-0

8

3-2-0 | 2-0-0 | 10-10 | 9-9 | 7-7 | 5-5

**T** 0-3-3 | 3-2-2-3-2 | 0-0 | 0-0 | 0-0 | 0-0

**A** 0-0 | 0-3 | 9-8-8 | 8-7-7 | 6-5-5 | 4-3-3

13

3-3 | 2-2 | 0-2 | 3-2-0 | 2-0-0 | 2

**T** 0-0 | 0-0 | 0 | 0-3-3-3-2-2-3-2 | 0-0

**A** 1-1 | 0-0 | 1 | 0-0-0-3-2 | 0-0

**B** 2-2 | 1-1 | 2 | 0-0-0-0-3 | 1-1

0-0 | 2-2

# LXVIII

17.03.2016

Musical staff 1: Treble clef, key signature of two sharps (F# and C#), 8/8 time signature. The staff contains a sequence of chords and single notes with upward and downward arrows indicating fingerings. It concludes with a double bar line and repeat dots.

4

Musical staff 2: Treble clef, key signature of two sharps, 8/8 time signature. Starts with a measure containing a double bar line and repeat dots. The staff continues with a sequence of chords and notes with fingerings, ending with a double bar line and repeat dots.

7

Musical staff 3: Treble clef, key signature of two sharps, 8/8 time signature. Starts with a measure containing a double bar line and repeat dots. The staff continues with a sequence of chords and notes with fingerings, ending with a double bar line and repeat dots.

10

Musical staff 4: Treble clef, key signature of two sharps, 8/8 time signature. The staff contains a sequence of chords and notes with fingerings.

12

Musical staff 5: Treble clef, key signature of two sharps, 8/8 time signature. The staff contains a sequence of chords and notes with fingerings.

13

Musical staff 6: Treble clef, key signature of two sharps, 8/8 time signature. Starts with a measure containing a double bar line and repeat dots. The staff continues with a sequence of chords and notes with fingerings, ending with a double bar line and repeat dots.

15

Musical staff 7: Treble clef, key signature of two sharps, 8/8 time signature. Starts with a measure containing a double bar line and repeat dots. The staff continues with a sequence of chords and notes with fingerings, ending with a double bar line and repeat dots.

# LXVIII

17.03.2016

**T**  $\uparrow 2 \downarrow 2 \uparrow 2 \uparrow 2 \uparrow 2$   $2-3-2-0$   $0-2-3$   
**A**  $0 \downarrow 0 \uparrow 0 \downarrow 0 \uparrow 0$   $0$   $0$   $0$   $0$   $0$   $0$   $0$   $0$   
**B**  $2$   $1$   $2$   $1$   $2$   $1$   $2$   $2$   $2$

4  $\text{w}$

**T**  $2-2-2$   $2-0-2-3$   $\uparrow 2 \downarrow 2 \uparrow 2$   
**A**  $0$   $0$   $0$   $0$   $0$   $0$   $0$   $0$   $0$   $0$   $0$   $0$   
**B**  $1$   $1$   $2$   $1$   $2$   $0$   $2$   $1$   $2$

7

**T**  $3-2-0-2$   $\uparrow 2 \downarrow 2 \uparrow 2$   $2-2-2-2-2-2-2-2-2-2$   
**A**  $0$   $0$   $0$   $0$   $0$   $0$   $0$   $0$   $0$   $0$   
**B**  $3-2-0-2$   $0-1$   $2$   $1$   $2$   $1$

10

**T**  $\uparrow 2 \downarrow 2 \uparrow 2$   $\uparrow 3 \downarrow 3 \uparrow 2$   
**A**  $0$   $0$   $0$   $0$   $0$   $0$   $0$   $0$   $0$   
**B**  $2$   $1$   $3$   $1$


12

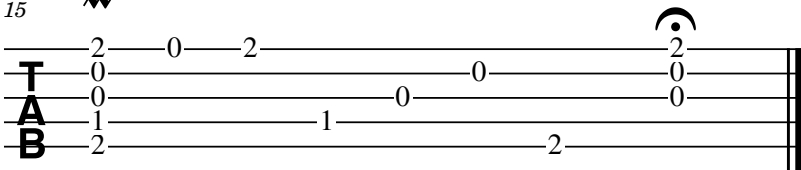
**T**  $2-2-2$   $2-2-2$   $2-2-2$   $2-2-2$   $0$   $2-2-2$   $2-2-2$   
**A**  $0$   $0$   $0$   $0$   $0$   $0$   $0$   
**B**  $2$   $1$   $0$   $0$

13

**T**  $3-2-0$   $2-0$   $0$   $0$   $0-2-2-3-2-0$   $\uparrow 2 \downarrow 2 \uparrow 2$   
**A**  $0$   $3-2-3$   $0$   $3-2-2-3-2-3$   $3$   $3$   $0$   $0$   $0$   $0$   $0$   
**B**  $2$   $1$

2

15 




T  
A  
B

2 0 2 2

0 0 0




1 1 2

2 2



# LXIX

17.03.2016



# LXIX

17.03.2016

3 2 | 2 0 2 | 3 2 0 2 0 | 3 2 | 2 3 2 0 | 0 2 3 2 0

T 0 | 0 | 0 0 3 | 0 2 | 0 3 2 3 | 0

A 0 | 0 | 0 | 0 | 0 0 0

B 2 | 2 | 2 | 2 | 2

6

5 3 2 3 2 0 2 0 | 0 2 2 2 2 | 3 2 | 7 8 7

T 0 0 0 3 2 3 | 0 0 0 0 | 0 | 0

A 0 0 0 3 2 3 | 0 0 0 0 | 0 | 0

B 2 2 2 2 | 2 2 0 | 2 3 | 7 7 5 3

10

2 3 2 | 3 2 0 2 3 6 | 7 8 7 5 7

T 0 | 0 | 0 0 0 0 0




A 0 | 0 | 0 0 0 0 0

B 2 2 0 2 | 3 2 0 2 3 6 | 7 7



# LXX

18.03.2016



# LXX

18.03.2016

7

TAB system 1: Measures 1-6. Treble clef. Fingerings: 0, 2-2, 3-2-3-2-0, 0-2-3, 0-0-3-2, 0. Bass clef: 2, 2, 2-2, 2, 2-2, 2-0-2-4. Includes fretboard diagrams.

7

TAB system 2: Measures 7-10. Treble clef: 3-2-3, 0-2-0-2-3-2-0, 3-2-0, 2-3-2-0-0, 3-0-2-0, 3-2. Bass clef: 2, 1-1, 2-2, 2. Includes fretboard diagrams.

11



TAB system 3: Measures 11-14. Treble clef: 2-0-2, 0, 2-3-2-0-5-3-2-0, 0-2-0-3-2-0, 3. Bass clef: 2-0-2, 2-0-2, 2. Includes fretboard diagrams.

15

TAB system 4: Measures 15-18. Treble clef: 0-2-0, 2, 2, 0, 3. Bass clef: 2-3, 3, 2, 2, 2, 2, 2. Measure 18 has a VII chord diagram with notes 7, 8, 9, 9, 7. Includes fretboard diagrams.

# LXXI

19.03.2016



# LXXI

19.03.2016

II

TAB

4

II

TAB

7

II

TAB

10

TAB

14

II I II

TAB

19

TAB

# LXXII

20.03.2016

Musical staff 1, measures 1-5. Treble clef, key signature of two sharps (F# and C#), 8/8 time signature. The staff contains a sequence of chords and melodic lines.

Musical staff 2, measures 6-8. Treble clef, key signature of two sharps, 8/8 time signature. The staff contains a sequence of chords and melodic lines.

Musical staff 3, measures 9-12. Treble clef, key signature of two sharps, 8/8 time signature. The staff contains a sequence of chords and melodic lines.

Musical staff 4, measures 13-17. Treble clef, key signature of two sharps, 8/8 time signature. The staff contains a sequence of chords and melodic lines.

Musical staff 5, measures 18-22. Treble clef, key signature of two sharps, 8/8 time signature. The staff contains a sequence of chords and melodic lines. The label "Harm12" is positioned above the staff at the end of the line.

Musical staff 6, measures 23-24. Treble clef, key signature of two sharps, 8/8 time signature. The staff contains a sequence of chords and melodic lines.

# LXXII

20.03.2016

2-2-2 | 2-2-2 | 5-4-2-4-2-0 | 2-2-0 | 2-0-4 | 5-9

TAB 0 | 0 | 0 | 3 | 3 | 7

1-1 | 2-1 | 0 | 3 | 3 | 7

0 | 2 | 0 | 0 | 0 | 0

10-9-7-5-3-2-1-1 | 1-2-3-2-0-0-2

TAB 12-12-10-10-8-8-7-7 | 5-5-3-3-2-2-1

12-12-10-10-8-8-7-7 | 5-5-3-3-2-2-1

0-0-0-0-0-0-0-0 | 0-0-0-0-0-0-0-0

2-3-2 | 0-0-0 | 2-2-3-3 | 5-7-5-3-5-3

TAB 0-0-0 | 0-0-0 | 3-3-3 | 7-7-5-3-5-3

1-0-0 | 2-0-0 | 2-3-3 | 7-7-5-3-5-3

2-2-2-0 | 3-2-3 | 0-0-0 | 0-0-0

1-1 | 1-2-2 | 9-9-10-9 | 7-7-8-7 | 5-5-7-5 | 3-3-5-3

TAB 2-2-3-3 | 10-10-10 | 8-8-8 | 7-7-7 | 5-5-5

2-2-3-3 | 10-10-10 | 8-8-8 | 7-7-7 | 5-5-5

0-0 | 0-0 | 0-0 | 0-0 | 0-0 | 0-0

2-2-3-2 | 1-1-2-1-1 | 1-2 | Harm12.....

TAB 3-3-3 | 2-2-2 | 2-3-3 | 2-3-3

3-3-3 | 2-2-2 | 2-3-3 | 2-3-3

0-0 | 0-0 | 0-0 | 0-0

# LXXIII

20.03.2016

Adagio 8

Allegro

5

9

# LXXIII

20.03.2016

3 3-2-0 3-2-3-5-2-0-2-3 0 3-1-3-1-0-1-0-0 3-3-1

**T**  
**A**  
**B**

2 2 2 2 3 2 0 3

Adagio Allegro

Detailed description: This block contains the first system of guitar tablature. It features three staves labeled T, A, and B. The top staff (T) has a sequence of notes: 3, 3-2-0, 3-2-3-5-2-0-2-3, 0, 3-1-3-1-0-1-0-0, and 3-3-1. The middle staff (A) has notes: 2, 2, 2, 2, 3, 2, 0, 3. The bottom staff (B) has notes: 2, 2, 2, 2, 3, 2, 0, 3. Below the staves, there are two tempo markings: 'Adagio' with a half note symbol and 'Allegro' with a quarter note symbol. To the right of each tempo marking are several vertical lines representing fretted notes on the strings.

5 2-2-3-3 2-2-0-0 0-0-2-0-2-3 3-2-0-2-0-0 3-3-2

**T**  
**A**  
**B**

2 2 2 2 2 2 2 2 2 2 2 2

Detailed description: This block contains the second system of guitar tablature, starting at measure 5. It features three staves labeled T, A, and B. The top staff (T) has a sequence of notes: 2-2-3-3, 2-2-0-0, 0-0-2-0-2-3, 3-2-0-2-0-0, and 3-3-2. The middle staff (A) is empty. The bottom staff (B) has notes: 2, 2, 2, 2, 2, 2, 2, 2, 2, 2, 2, 2. Below the staves, there are several vertical lines representing fretted notes on the strings.

9 3 3-2-0 4 0 2-2-2-0-0 0 0 0

**T**  
**A**  
**B**






3 2 3 2 2 2 2

Detailed description: This block contains the third system of guitar tablature, starting at measure 9. It features three staves labeled T, A, and B. The top staff (T) has a sequence of notes: 3, 3-2-0, 4, 0, 2-2-2-0-0, 0, 0, 0. The middle staff (A) has notes: 3, 2, 3, 2, 2, 2, 2. The bottom staff (B) has notes: 3, 2, 3, 2, 2, 2, 2. Below the staves, there are several vertical lines representing fretted notes on the strings.



# LXXIV

21.03.2016



# LXXIV

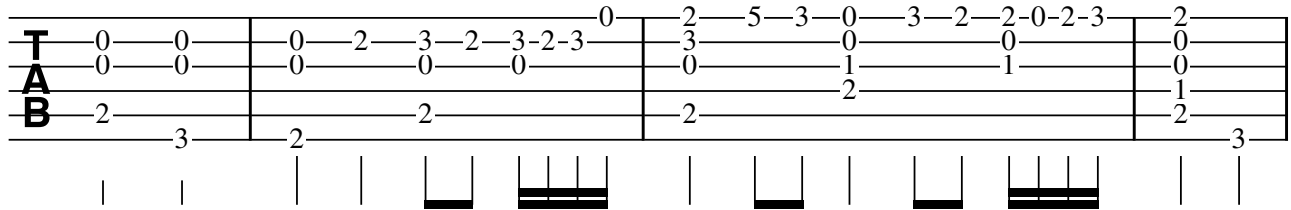
21.03.2016

0 2 5 3 0 3 2 2 0 2 3 2

T 0 0 | 0 2 3 2 3 2 3 | 3 5 3 0 3 2 2 0 2 3 | 2

A 0 0 | 0 0 0 0 | 0 1 1 0

B 2 | 2 2 | 2 2 | 2 2 | 2 3



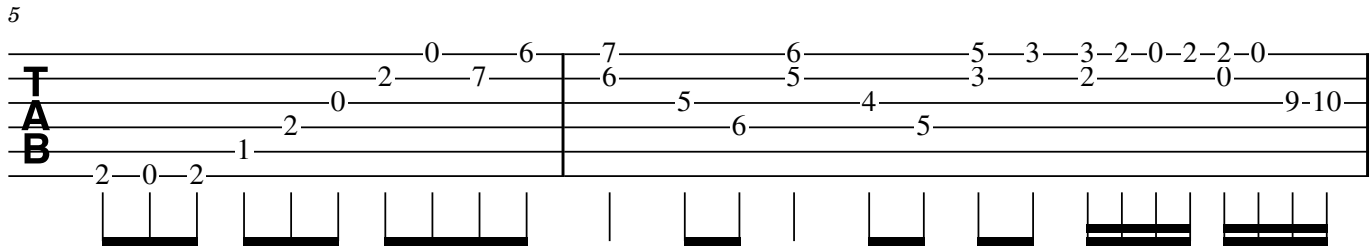
5

2 0 6 7 6 5 3 3 2 0 2 2 0

T 2 0 7 | 6 5 4 5 3 2 0 2 2 0

A 2 0 1 | 6 5 4 5 9-10

B 2 0 2 | 1 2 | 2 2 | 2 2 | 2 2 | 2 2 | 2 2



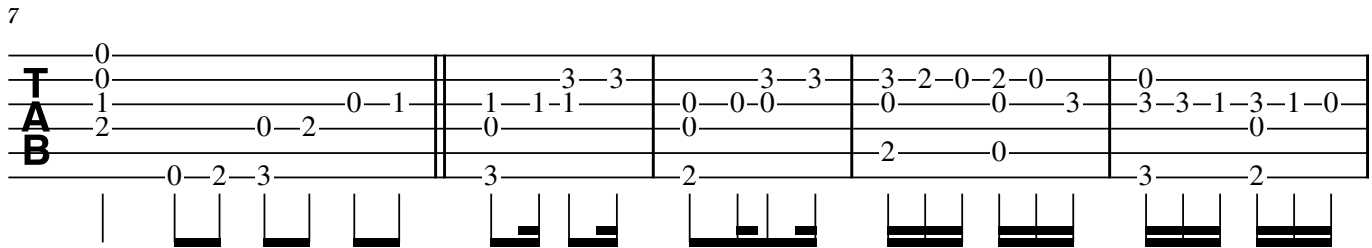
7

0 3 3 3 2 0 2 0 3 3 1 3 1 0

T 0 0 0 1 | 1 1 1 3 3 3 2 0 2 0 0 3 3 1 3 1 0

A 1 0 0 1 | 0 0 0 0 0 0 0 3 3 3 1 3 1 0

B 2 0 2 3 | 3 2 2 2 2 2 2 3 3



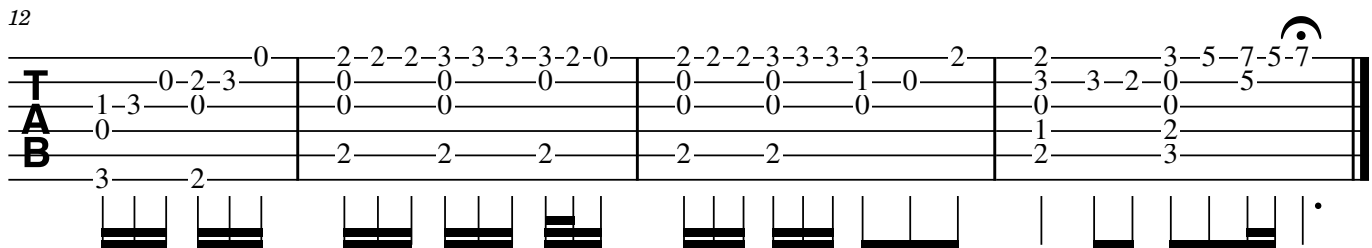
12

0 2 2 2 3 3 3 3 2 0 2 2 2 3 3 3 3 2 2 3 5 7 5 7

T 0 2 3 | 0 0 0 0 0 0 0 1 0 2 | 2 3 3 2 0 5

A 1 3 0 | 0 0 0 0 0 0 0 0 0 0 0 0 0 0 0 0

B 0 | 2 2 2 2 | 2 2 2 2 | 2 2 2 2 | 2 3



# LXXV

22.03.2016

Musical staff 1, starting at measure 1. The key signature is two sharps (F# and C#). The staff contains a series of eighth notes in the upper voice and a bass line of eighth notes in the lower voice. The music is in a 2/4 time signature.

4

Musical staff 2, starting at measure 4. The key signature is two sharps. The staff contains a series of eighth notes in the upper voice and a bass line of eighth notes in the lower voice. The music is in a 2/4 time signature.

7

Musical staff 3, starting at measure 7. The key signature is two sharps. The staff contains a series of eighth notes in the upper voice and a bass line of eighth notes in the lower voice. The music is in a 2/4 time signature.

11

Musical staff 4, starting at measure 11. The key signature is two sharps. The staff contains a series of eighth notes in the upper voice and a bass line of eighth notes in the lower voice. The music is in a 2/4 time signature.

15

Musical staff 5, starting at measure 15. The key signature is two sharps. The staff contains a series of eighth notes in the upper voice and a bass line of eighth notes in the lower voice. The music is in a 2/4 time signature.

19

Musical staff 6, starting at measure 19. The key signature is two sharps. The staff contains a series of eighth notes in the upper voice and a bass line of eighth notes in the lower voice. The music is in a 2/4 time signature.

# LXXV

22.03.2016

0-2-3 0-2-3-2-0 3-2-0 0-2-3-5-3-2-0 0 0-2-3 3-2-3

TAB 3 0 0 0 0 0

4

0 0-2-4 5-5-3-2-0-2-0 0-2-3 0-2-3 3 0 0 3

TAB 1-3 0-1-3 2 0-2-3 4 2 0 3

B 3 2 0 4 2 0 3

7

2-0-0-3-3-2-0-2-0 0-2-3 3-2-0-2-0-0 0-2-3 0-2-3

TAB 3-3-5-5-3 5 5 5 3-1-3-1 2

B 3 2 0 3 3 1 3 1 2

10

0-2-3 0-2-3 0-2-3 3-3-2-2-2-0-0-0 3 3-3-1-1-1-0-0-0 3

TAB 0-2-3 0-2-3 2 0 3 2 0 3

B 3 0 3 2 0 3

14

0 0-2 0-2-3 0-2-3 0-2-3 0-2-3 0-2-3

TAB 0-1-3-1-3 3 2 2 2 3 0

B 2 2 2 2 3 0

18

5-5-3-2-0-2-0 10-9-7-9-7 2 3-10-8-7 0 0 10 10-8-7-5-3-2-3-3 3 3

TAB 4 2 0 0 9 9 0 0 3-2-0 3 3 0

B 4 2 0 9 9 0 0 3-2-0

# LXXVI

23.03.2016

Musical staff 1, starting at measure 1. The key signature has two sharps (F# and C#). The staff contains a series of chords and melodic lines, including a prominent eighth-note pattern in the right hand.

7

Musical staff 2, starting at measure 7. The key signature has two sharps. The staff continues the musical composition with various chordal textures and melodic fragments.

14

Musical staff 3, starting at measure 14. The key signature has two sharps. The staff features a sequence of chords and melodic lines, including a series of eighth-note chords in the right hand.

24

Musical staff 4, starting at measure 24. The key signature has two sharps. The staff contains a complex texture with many chords and melodic lines, including a series of eighth-note chords in the right hand.

32

Musical staff 5, starting at measure 32. The key signature has two sharps. The staff features a sequence of chords and melodic lines, including a series of eighth-note chords in the right hand.

39

Musical staff 6, starting at measure 39. The key signature has two sharps. The staff concludes the piece with a final chord and a double bar line.



# LXXVII

Skjærtorsdag 2016

This musical score is written for a single melodic line in G major (one sharp) and 8/8 time. It consists of eight staves of music, with measure numbers 4, 7, 11, 16, 22, 26, and 29 marking the beginning of new phrases. The notation includes various rhythmic values such as eighth, sixteenth, and thirty-second notes, as well as rests and accidentals. The piece concludes with a double bar line at the end of the eighth staff.

2

36

40

44

46

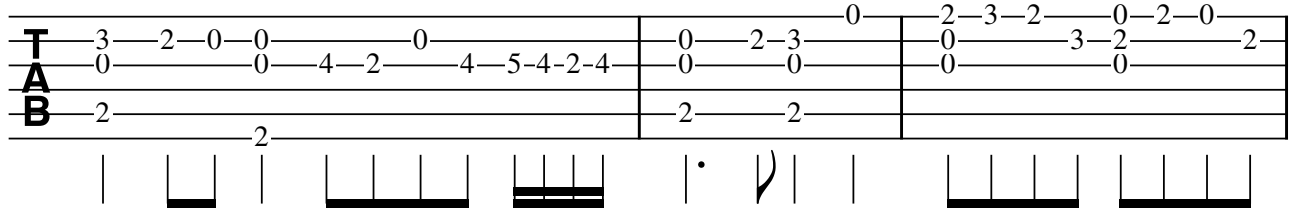
48



# LXXVII

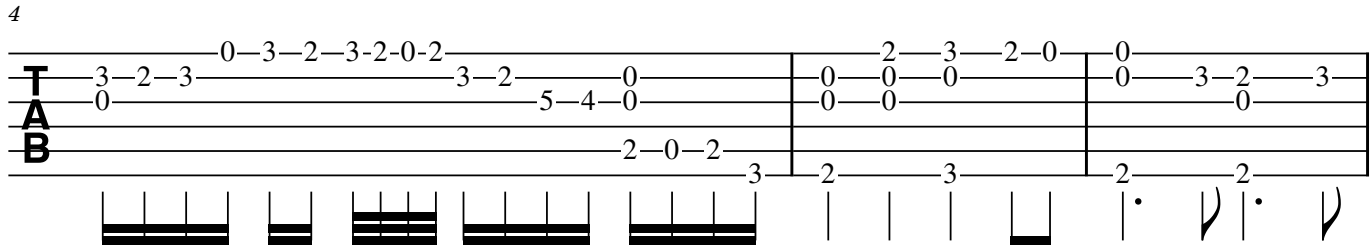
Skjærtorsdag 2016

4



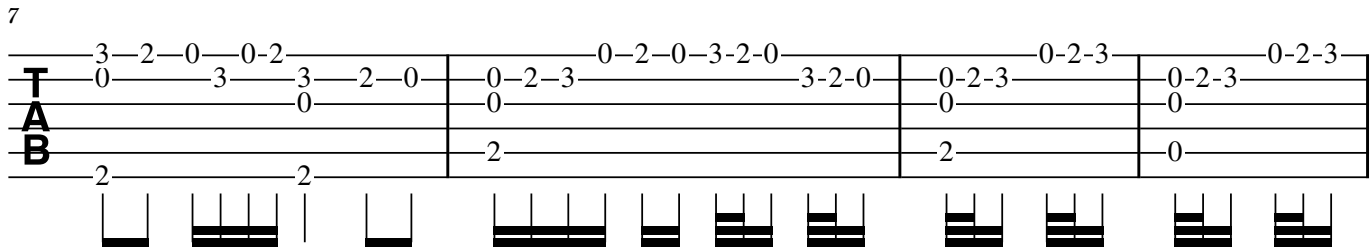
System 1: Tablature for measures 1-3. Measure 1: Treble clef, notes 3-2-0-0-0-0, bass clef notes 2-2. Measure 2: Treble clef, notes 0-2-3-0, bass clef notes 2-2. Measure 3: Treble clef, notes 0-3-2-0-0-2, bass clef notes 0-0-0-0-0-2. Fingering numbers are shown above the notes.

4



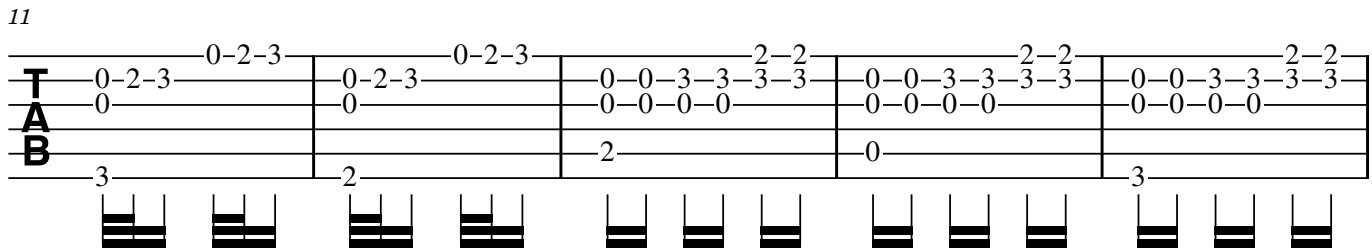
System 2: Tablature for measures 4-6. Measure 4: Treble clef, notes 3-2-3-0-3-2-3-2-0-2, bass clef notes 2-0-2. Measure 5: Treble clef, notes 3-2-0-0-5-4-0, bass clef notes 2-0-2. Measure 6: Treble clef, notes 0-2-3-2-0-0, bass clef notes 2-3. Fingering numbers are shown above the notes.

7



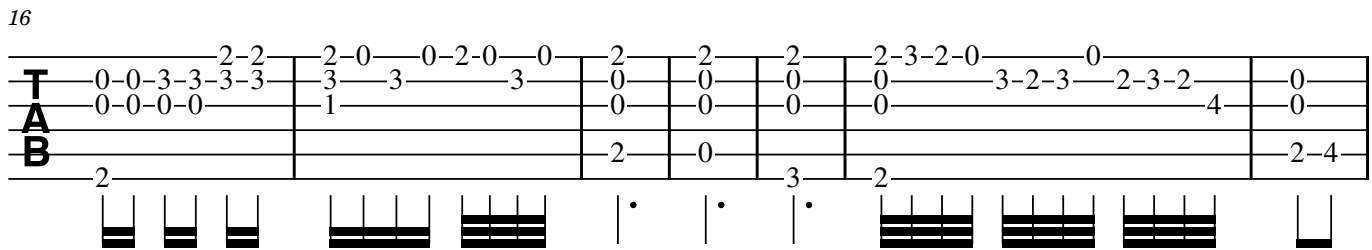
System 3: Tablature for measures 7-10. Measure 7: Treble clef, notes 3-2-0-0-2-0, bass clef notes 2-2. Measure 8: Treble clef, notes 0-3-3-2-0-0, bass clef notes 2-2. Measure 9: Treble clef, notes 0-2-3-0-2-0-3-2-0, bass clef notes 2-2. Measure 10: Treble clef, notes 3-2-0-0-2-3, bass clef notes 0-0. Fingering numbers are shown above the notes.

11



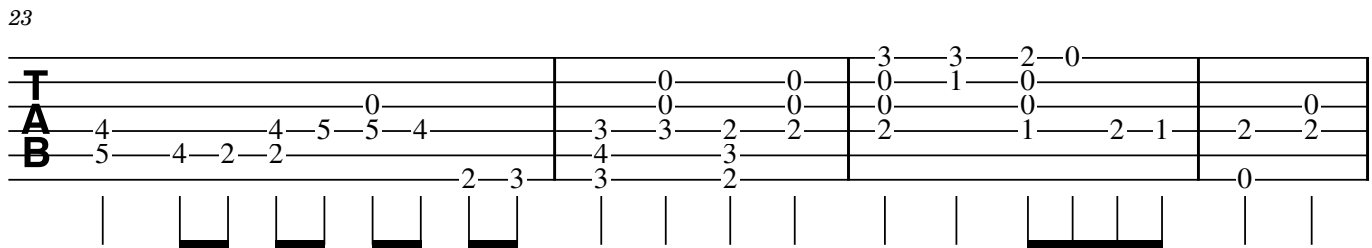
System 4: Tablature for measures 11-15. Measure 11: Treble clef, notes 0-2-3-0-2-3, bass clef notes 3-2. Measure 12: Treble clef, notes 0-2-3-0-2-3, bass clef notes 2-2. Measure 13: Treble clef, notes 0-0-3-3-3-3, bass clef notes 2-2. Measure 14: Treble clef, notes 0-0-3-3-3-3, bass clef notes 2-2. Measure 15: Treble clef, notes 0-0-3-3-3-3, bass clef notes 3-3. Fingering numbers are shown above the notes.

16



System 5: Tablature for measures 16-22. Measure 16: Treble clef, notes 2-2-0-0-3-3-3-3, bass clef notes 2-2. Measure 17: Treble clef, notes 2-0-0-2-0-0, bass clef notes 2-0. Measure 18: Treble clef, notes 0-0-0-0, bass clef notes 2-0. Measure 19: Treble clef, notes 0-0-0-0, bass clef notes 2-0. Measure 20: Treble clef, notes 2-3-2-0-0, bass clef notes 3-2. Measure 21: Treble clef, notes 3-2-3-2-3-2, bass clef notes 2-4. Measure 22: Treble clef, notes 0-0-0-0, bass clef notes 2-4. Fingering numbers are shown above the notes.

23



System 6: Tablature for measures 23-26. Measure 23: Treble clef, notes 4-4-4-5-5-4, bass clef notes 5-4-2-2. Measure 24: Treble clef, notes 0-0-0-0, bass clef notes 2-3. Measure 25: Treble clef, notes 0-0-0-0, bass clef notes 3-2. Measure 26: Treble clef, notes 3-3-2-0, bass clef notes 2-1. Fingering numbers are shown above the notes.

2

27

TAB

Measure 27: TAB notation on a six-string guitar. The top line (high E) has notes 2-2-2-2-3-2. The second line (D) has notes 2-3-3-3-2-3-3-3-0-2-2. The third line (G) has notes 0-3-3-2-2-2-2-2-2-2-2. The fourth line (B) has notes 2-0-3-2. The fifth line (E) has notes 0-3-3-2-2-0-0-2-2-2. The sixth line (A) has notes 2-0. Fingering numbers are placed above the notes. Below the TAB is a rhythmic diagram with vertical stems and horizontal bars indicating note durations.

29

TAB

Measure 29: TAB notation on a six-string guitar. The top line (high E) has notes 2-0-10-10-9-9-9-9-10-9-7-9-10-9. The second line (D) has notes 3-2-0-0-0-0-10-10-9-9-9-9-10-9-0. The third line (G) has notes 4-9-9-7-9-10-9-8-9-0-9-8-0. The fourth line (B) has notes 2-2-9-7-9-10-9-8-9-9-8. The fifth line (E) has notes 2-2-9-10-9-8-9-9-8. The sixth line (A) has notes 2-2-9-10-9-8-9-9-8. Fingering numbers are placed above the notes. Below the TAB is a rhythmic diagram with vertical stems and horizontal bars indicating note durations.

36

TAB

Measure 36: TAB notation on a six-string guitar. The top line (high E) has notes 2-3-2-0-7-5-5-7-7-6-7-3-2-3-2-0-0-2-0-2-3-5-5-3-3. The second line (D) has notes 0-0-8-8-7-5-2-0-3-2-3-3-3-5-2-3. The third line (G) has notes 0-0-8-8-7-5-2-0-3-2-3-3-3-5-2-3. The fourth line (B) has notes 0-0-8-8-7-5-2-0-3-2-3-3-3-5-2-3. The fifth line (E) has notes 0-0-8-8-7-5-2-0-3-2-3-3-3-5-2-3. The sixth line (A) has notes 0-0-8-8-7-5-2-0-3-2-3-3-3-5-2-3. Fingering numbers are placed above the notes. Below the TAB is a rhythmic diagram with vertical stems and horizontal bars indicating note durations.

40

TAB

Measure 40: TAB notation on a six-string guitar. The top line (high E) has notes 2-0-2-3-2-0-2-0-2-3-2-0-0-3-2-0-2-2-2-2-2-2-2-2-2-2-2-2. The second line (D) has notes 3-0-0-3-2-3-0-3-2-3-0-3-0-3-0-0-3-0-0-0-0-0-0-0-0-0. The third line (G) has notes 3-0-0-3-2-3-0-3-2-3-0-3-0-3-0-0-3-0-0-0-0-0-0-0-0-0. The fourth line (B) has notes 0-2-2-2-2-2-2-2-2-2-2-2-2-2-2-2-2-2-2-2-2-2-2-2-2-2. The fifth line (E) has notes 0-2-2-2-2-2-2-2-2-2-2-2-2-2-2-2-2-2-2-2-2-2-2-2-2-2. The sixth line (A) has notes 0-2-2-2-2-2-2-2-2-2-2-2-2-2-2-2-2-2-2-2-2-2-2-2-2-2. Fingering numbers are placed above the notes. Below the TAB is a rhythmic diagram with vertical stems and horizontal bars indicating note durations.

44

TAB

Measure 44: TAB notation on a six-string guitar. The top line (high E) has notes 2-2-2-2-2-2-2-2-2-2-2-2-2-2-2-2-2-2-2-2-2-2-2-2-2-2. The second line (D) has notes 0-3-0-3-0-3-0-3-0-3-0-3-0-3-0-3-0-3-0-3-0-3-0-3-0-3. The third line (G) has notes 0-3-0-3-0-3-0-3-0-3-0-3-0-3-0-3-0-3-0-3-0-3-0-3-0-3. The fourth line (B) has notes 0-3-0-3-0-3-0-3-0-3-0-3-0-3-0-3-0-3-0-3-0-3-0-3-0-3. The fifth line (E) has notes 0-3-0-3-0-3-0-3-0-3-0-3-0-3-0-3-0-3-0-3-0-3-0-3-0-3. The sixth line (A) has notes 0-3-0-3-0-3-0-3-0-3-0-3-0-3-0-3-0-3-0-3-0-3-0-3-0-3. Fingering numbers are placed above the notes. Below the TAB is a rhythmic diagram with vertical stems and horizontal bars indicating note durations.

46

TAB

Measure 46: TAB notation on a six-string guitar. The top line (high E) has notes 2-2-2-2-2-2-2-2-2-2-3-3-3-3-3-3-3-3-3-3-3-3-3-3-3-3. The second line (D) has notes 0-3-0-3-0-3-0-3-0-3-3-3-3-3-3-3-3-3-3-3-3-3-3-3-3-3. The third line (G) has notes 0-3-0-3-0-3-0-3-0-3-3-3-3-3-3-3-3-3-3-3-3-3-3-3-3-3. The fourth line (B) has notes 0-3-0-3-0-3-0-3-0-3-3-3-3-3-3-3-3-3-3-3-3-3-3-3-3-3. The fifth line (E) has notes 0-3-0-3-0-3-0-3-0-3-3-3-3-3-3-3-3-3-3-3-3-3-3-3-3-3. The sixth line (A) has notes 0-3-0-3-0-3-0-3-0-3-3-3-3-3-3-3-3-3-3-3-3-3-3-3-3-3. Fingering numbers are placed above the notes. Below the TAB is a rhythmic diagram with vertical stems and horizontal bars indicating note durations.

48

**T  
A  
B**

2-2-2-3 2-2-2-0 2-2-2-3 2-2-2 | 2-2-3 3-2 3-3-9-10 3-9-10 2-3-0

2 2

•

# LXXVIII

Langfredag 2016

Allegretto

6=D 8

9

15

21

Andante

29

35

Adagio

42

2

47

Musical notation for measures 47-55. The score is in treble clef with a key signature of two sharps (F# and C#). The music features a rhythmic pattern of eighth notes in the upper voice and a bass line with chords and eighth notes. The texture is dense with many beamed notes.

56

*Allegro moderato*

Musical notation for measures 56-61. The tempo marking *Allegro moderato* is present. The notation includes a repeat sign in measure 59. The music continues with eighth-note patterns and chords.

62

Musical notation for measures 62-68. The music concludes with a final cadence, featuring a whole note chord in the final measure.

# LXXVIII

Langfredag 2016

Allegretto

6=D

6=D

9

15

22

Andante

30

♯

37

Adagio

2

45

TAB

5-3-2-3-2-0 | 0-0-0-4-4-4-2-4 | 0-2-2 | 2-0-2-3 | 2-0-2-3 | 3-2-3-0 | 0-2-3

52

*Allegro moderato*

TAB

2-3-5 | 0-2-3 | 2-3-5 | 5-5 | 3-2-0 | 2-0-0-2-0-2-3-5-3-2-0 | 0-2-5

60

TAB

7-8-8-0 | 10-8-8-0 | 4-5-6-7-6-7-0 | 5-5-5-0 | 3-5-3-3-3-0 | 2-0-2-3-2-0-0-1-2-2-3-2-3-0 | 2-3-3-0-0-0

# LXXIX

Páskeften 2016

The musical score consists of seven staves of music, each beginning with a treble clef, a key signature of two sharps (F# and C#), and a common time signature of 8. The notation includes various rhythmic values, including eighth and sixteenth notes, and rests. The music is written in a style that suggests a traditional or folk tune. The staves are numbered 3, 6, 10, 14, 19, and 24, indicating the starting measure of each system. The final staff ends with a double bar line and a repeat sign.



2

27

Musical notation for measures 27-31. The key signature is two sharps (F# and C#). The notation features a treble clef with a common time signature. The melody consists of eighth and quarter notes, while the bass line features a steady eighth-note accompaniment. A flat (b) is placed above the second measure of the fifth staff.

32

Musical notation for measures 32-33. The key signature is two sharps (F# and C#). The notation features a treble clef with a common time signature. The melody consists of eighth and quarter notes, while the bass line features a steady eighth-note accompaniment. A sharp (#) is placed above the second measure of the second staff.

34

Musical notation for measures 34-38. The key signature is two sharps (F# and C#). The notation features a treble clef with a common time signature. The melody consists of eighth and quarter notes, while the bass line features a steady eighth-note accompaniment. A flat (b) is placed above the second measure of the fourth staff.

# LXXIX

Páskeften 2016

0-0-2-3-2-0-0-2-0-2-3-3-2-2-0-2-2-0-2-2-3-5-2-10-9-7-9

TAB

Diagram showing guitar tablature for measures 1-3. The top staff contains the sequence of fret numbers: 0-0-2-3-2-0-0-2-0-2-3-3-2-2-0-2-2-0-2-2-3-5-2-10-9-7-9. The bottom staff shows the corresponding fret positions on the strings.

4

9-9-7-7-2-3-2

TAB

Diagram showing guitar tablature for measures 4-6. The top staff contains the sequence of fret numbers: 9-9-7-7-2-3-2. The bottom staff shows the corresponding fret positions on the strings.

7

0-2-3-2-3-5-3-5-7-3-5-3-2-3-2-0-0-2-0-0-2-1-0-0

TAB

Diagram showing guitar tablature for measures 7-9. The top staff contains the sequence of fret numbers: 0-2-3-2-3-5-3-5-7-3-5-3-2-3-2-0-0-2-0-0-2-1-0-0. The bottom staff shows the corresponding fret positions on the strings.

12

2-0-3-2-3-0-2-0-2-2-2-3

TAB

Diagram showing guitar tablature for measures 10-11. The top staff contains the sequence of fret numbers: 2-0-3-2-3-0-2-0-2-2-2-3. The bottom staff shows the corresponding fret positions on the strings.

16

5-5-5-3-2-2-2-2-2-2-2-2-3-2-0-2-5-5-7-7-7-7-5-5-5-5

TAB

VII V

Diagram showing guitar tablature for measures 12-15. The top staff contains the sequence of fret numbers: 5-5-5-3-2-2-2-2-2-2-2-2-3-2-0-2-5-5-7-7-7-7-5-5-5-5. The bottom staff shows the corresponding fret positions on the strings. Roman numerals VII and V are placed above the final two measures.

22

3-3-3-3-2-2-0-2-3-2-0-2-3-2-0-2-3-5-5-7-5-5

TAB


III

Diagram showing guitar tablature for measures 16-21. The top staff contains the sequence of fret numbers: 3-3-3-3-2-2-0-2-3-2-0-2-3-2-0-2-3-5-5-7-5-5. The bottom staff shows the corresponding fret positions on the strings. Roman numeral III is placed above the first measure.

2


26

|          |     |       |       |           |     |       |       |     |
|----------|-----|-------|-------|-----------|-----|-------|-------|-----|
|          | 7-5 | 7     | 5-3   | 3-3-10-10 | 9-9 | 10-10 | 7-7-7 | 6-6 |
| <b>T</b> | 5   | 5     | 3     | 3         | 10  | 10    | 7     | 6   |
| <b>A</b> | 6   | 6-5-5 | 3     | 0         | 0   | 0     | 0     | 0   |
| <b>B</b> |     | 7-5-7 | 3-3-2 | 0         | 0   | 0     | 0     | 0   |
|          |     |       | 3-2   | 2         | 9   | 9     | 9     | 5   |




31

|          |     |       |             |   |   |   |   |   |   |   |   |
|----------|-----|-------|-------------|---|---|---|---|---|---|---|---|
|          | 4-4 | 4-4-4 | 3-3-3-2-2-2 |   |   |   |   |   |   |   |   |
| <b>T</b> | 5   | 5     | 5           | 5 | 4 | 3 | 3 | 3 | 2 | 2 | 2 |
| <b>A</b> | 0   | 0     | 0           | 0 | 0 | 0 | 0 | 0 | 0 | 0 | 0 |
| <b>B</b> | 3   |       | 0           | 3 | 3 | 0 | 0 | 2 | 2 | 0 | 0 |



34

|          |       |             |             |             |   |   |   |   |   |
|----------|-------|-------------|-------------|-------------|---|---|---|---|---|
|          | 2-2-2 | 2-2-2-2-2-2 | 2-2-2-2-2-2 | 2-2-2-2-2-2 | 2 |   |   |   |   |
| <b>T</b> |       | 3           | 2           | 0           | 0 | 0 | 2 | 2 | 2 |
| <b>A</b> | 0     | 0           | 0           | 0           | 0 | 0 | 0 | 0 | 0 |
| <b>B</b> | 1     | 1           |             | 1           | 1 | 2 | 2 | 2 | 2 |
|          | 0     |             |             |             |   |   |   |   | 2 |



# LXXX

Påskedag 2016

6=D 8

The first system of musical notation is written on a single staff in treble clef. It begins with a key signature of one sharp (F#) and a common time signature (C). The notation consists of a series of eighth and sixteenth notes, with some notes beamed together. There are several accidentals (sharps) throughout the piece. The system concludes with a double bar line.

5

The second system of musical notation continues on a single staff in treble clef. It begins with a key signature change to one flat (Bb) and a common time signature (C). The notation continues with eighth and sixteenth notes, including some beamed notes and accidentals. The system ends with a double bar line.

# LXXX

Påskedag 2016

6=D




2 3 3 5 5 5 7 7 8 8 9 10 9 9 7 9 7 10  
3 3 5 5 7 7 8 8 10 10 8 8  
0 0 0 0 0 0 0 0 0 0 0 0

5

6 8 6 10 10 7 3 2 0 2 2 0 9 9 10  
8 10 8 10 7 0 0 3 0 3 3 3 10 7  
8 8 0 0 1 0 0 3 0 0 3 0 10 8  
0 0 0 0 0 0 0 0 0 0 0 0

# LXXXI

30.03.2016



# LXXXI

30.03.2016

0 2 3 3 2 2 0 10 9 7 0

|   |   |   |   |   |   |   |   |   |   |   |   |   |   |
|---|---|---|---|---|---|---|---|---|---|---|---|---|---|
| 3 | 0 | 0 | 0 | 0 | 0 | 3 | 0 | 0 | 0 | 0 | 0 | 0 |   |
| 0 | 0 | 1 | 3 | 0 | 0 | 0 | 0 | 4 | 4 | 4 | 4 | 2 | 4 |
| 2 | 2 |   | 0 | 9 | 9 | 2 |   |   |   |   |   |   |   |

2

8

0 2 3 0 2 0 3 2 0 2 2 3 2 2 2 5 5 7 7 5 5

|   |   |   |   |   |   |   |   |   |   |   |   |   |   |   |   |   |   |   |   |   |
|---|---|---|---|---|---|---|---|---|---|---|---|---|---|---|---|---|---|---|---|---|
| 0 | 2 | 3 | 0 | 2 | 0 | 3 | 2 | 0 | 2 | 2 | 3 | 2 | 2 | 2 | 5 | 5 | 7 | 7 | 5 | 5 |
| 0 |   |   |   |   |   |   |   | 0 | 2 |   |   |   |   | 3 | 7 | 8 | 8 | 7 |   |   |
| 2 |   |   |   |   |   |   |   | 2 | 0 | 2 |   |   |   | 0 | 0 | 0 | 0 |   |   |   |

12

3 5 3 2 3 2 2 0 2 2 2 2 2 0 2

|   |   |   |   |   |   |   |   |   |   |   |   |   |   |   |
|---|---|---|---|---|---|---|---|---|---|---|---|---|---|---|
| 3 | 5 | 3 | 2 | 3 | 2 | 2 | 0 | 2 | 2 | 2 | 2 | 2 | 0 | 2 |
| 5 |   | 3 |   | 0 |   |   |   | 0 |   | 3 |   |   | 3 | 3 |
| 5 |   | 3 |   | 0 |   |   |   | 0 |   | 0 |   |   | 0 | 3 |
| 0 |   | 0 |   |   |   |   |   | 1 |   | 0 |   |   | 0 | 0 |
|   |   |   |   |   |   |   |   | 2 |   | 2 |   |   | 0 | 0 |

2

# LXXXII

31.03.2016

6=D 8

The first system of music contains measures 1 through 6. It begins with a treble clef, a key signature of two sharps (F# and C#), and a common time signature. A '6=D' instruction is placed below the first measure, and an '8' is below the second measure. The notation features a mix of eighth and sixteenth notes, often beamed together, and various chordal textures. Some notes have upward and downward arrows above them, possibly indicating fingerings or articulation. The system concludes with a double bar line.

7

The second system of music contains measures 7 through 11. It continues with the same key signature and time signature. The notation is primarily composed of eighth and sixteenth notes, with some chords. The system ends with a double bar line.

12

The third system of music contains measures 12 through 16. It features several triplet markings, indicated by the number '3' above or below groups of notes. The notation includes eighth and sixteenth notes, some beamed together, and chords. The system concludes with a double bar line and a fermata over the final note.



# LXXXII

31.03.2016

6=D

Measure 1: T: 2, 3, 3, 3; A: 3, 3, 3, 3; B: 0. Arrows: up on 2, down on 3.

Measure 2: T: 2, 3, 3, 3; A: 3, 3, 3, 3; B: 0. Arrows: up on 2, down on 3.

Measure 3: T: 3, 2, 0, 2; A: 3, 3, 3, 3; B: 0.

Measure 4: T: 3, 2, 0, 2; A: 3, 3, 3, 3; B: 0.

Measure 5: T: 3, 2, 0, 0; A: 3, 3, 3, 3; B: 0.

Measure 6: T: 2, 2, 2, 2; A: 3, 3, 3, 3; B: 0.

Diagram: Vertical lines representing fret positions with horizontal bars indicating string groups.

7

Measure 7: T: 3, 2, 0, 0, 2; A: 0, 3, 3, 3; B: 1.

Measure 8: T: 0, 2, 3, 2, 3; A: 2, 3, 3, 3; B: 0.

Measure 9: T: 5, 5, 3, 2; A: 3, 3, 3, 3; B: 0.

Measure 10: T: 5, 5; A: 7, 8, 7; B: 0.

Measure 11: T: 7, 7, 5, 5; A: 8, 7, 8, 8, 7, 7; B: 0.

Diagram: Vertical lines representing fret positions with horizontal bars indicating string groups.

12

Measure 12: T: 7, 5, 3, 5, 3, 2, 3; A: 0, 0, 0, 3, 3, 3; B: 0, 0, 0.

Measure 13: T: 2, 0, 3, 0; A: 2, 3, 3, 3; B: 0, 4.

Measure 14: T: 3, 2, 0, 2, 0; A: 0, 1, 0, 0; B: 0.

Measure 15: T: 7, 5, 3, 5, 3, 2, 3, 2, 0; A: 0, 0, 0, 0, 0, 0; B: 0.


Measure 16: T: 2; A: 0; B: 1.

Measure 17: T: 2; A: 0; B: 2.

Diagram: Vertical lines representing fret positions with horizontal bars indicating string groups. Triplet markings '3' are present under measures 12, 13, 14, 15, and 16.

# LXXXIII

01.04.2016



# LXXXIII

01.04.2016

II II

5-4-2 4-2-0 2-0-2-3-2 5-4-2 2-4 4-2-0 0-2

2 0 0 2 5 0 4

4 2 1 4 2 2 4

2 0 2 2 2 0 0

• √ | • √ | □ □ | • √ | | | • √ | | |

8

3-2-0 0-2 2-0 7-7-7 3-3-3 0-2-3-2-0 0

0 4 0 4-5 1 0 3 0




0 0 0 6 2 1 3 2

2 2 0 0 0 0 0

□ □ □ □ □ □ □ | •

# LXXXIV

02.04.2016



# LXXXIV

02.04.2016

2-3-2-0 | 0-2-3 | 0-2-3 | 0-2-3-5-3

**T** 2-2 | 3-3-2-0 | 3-3-2 | 0-0-2-3 | 3-2-3

**A** 3 | 3 | 0 | 0-4 | 3

**B** 0 | 0 | 2 | 2 | 0

Diagram 1: Two notes on strings 2 and 3, fret 2.

Diagram 2: Notes on strings 2, 3, 4, 5, frets 3, 3, 2, 0.

Diagram 3: Notes on strings 2, 3, 4, 5, frets 3, 3, 2, 0.

Diagram 4: Notes on strings 2, 3, 4, 5, frets 0, 0, 2, 3.

Diagram 5: Notes on strings 2, 3, 4, 5, frets 3, 2, 3.

Diagram 6: Notes on strings 2, 3, 4, 5, frets 0, 2, 3, 5, 3.

6

2-3-2 | 0-2-3 | 0-2-3 | 0-2-3

**T** 0-2-3-2-0 | 0-2-3-2-0 | 0-2-3 | 0-2-3 | 0-2-3 | 0-2-3

**A** 0-0-0-4-2-4 | 0-0-3 | 0-0-2-3 | 0-0-2-3

**B** 2-0 | 2 | 2 | 3 | 2

Diagram 7: Notes on strings 2, 3, 4, 5, frets 2, 3, 2, 0.

Diagram 8: Notes on strings 2, 3, 4, 5, frets 2, 3, 2, 0.

Diagram 9: Notes on strings 2, 3, 4, 5, frets 0, 2, 3.

Diagram 10: Notes on strings 2, 3, 4, 5, frets 0, 2, 3.

Diagram 11: Notes on strings 2, 3, 4, 5, frets 0, 2, 3.

Diagram 12: Notes on strings 2, 3, 4, 5, frets 0, 2, 3.

10

2-3-2-0-2-0-0 | 0-2 | 0-2 | 0-2-0

**T** 0-0-3-2 | 0-3 | 0-2-3-3 | 0-3 | 0-2-3-3-3-2

**A** 0-0-0 | 0-0 | 0-0-0 | 0-0 | 0-0-0

**B** 2-2-2 | 2-2 | 2-2 | 2-2 | 2-2

Diagram 13: Notes on strings 2, 3, 4, 5, frets 2, 2, 2.

Diagram 14: Notes on strings 2, 3, 4, 5, frets 2, 2.

Diagram 15: Notes on strings 2, 3, 4, 5, frets 2, 2.

Diagram 16: Notes on strings 2, 3, 4, 5, frets 2, 2.

Diagram 17: Notes on strings 2, 3, 4, 5, frets 2, 2.

15

2-3-2-0-2-0-0 | 2-3-3-3-3-0-4 | 0-0-0-0-4 | 0-0-0-0-0-0-0

**T** 3-3-2-0-2-0-0 | 3-3-3-3-3-0-4 | 0-0-0-0-4 | 0-0-0-0-0-0-0

**A** 0-0-0-0-0-0-0 | 0-0-0-0-0-0-4 | 0-0-0-0-0-0-0 | 0-0-0-0-0-0-0

**B** 2-2-2-2-2-2-2 | 2-2-2-2-2-2-2 | 2-3-2-1 | 2-2-2-2-2-2-2

Diagram 18: Notes on strings 2, 3, 4, 5, frets 2, 2, 2, 2, 2, 2, 2.

Diagram 19: Notes on strings 2, 3, 4, 5, frets 2, 2, 2, 2, 2, 2, 2.

Diagram 20: Notes on strings 2, 3, 4, 5, frets 2, 3, 2, 1.

Diagram 21: Notes on strings 2, 3, 4, 5, frets 2, 2, 2, 2, 2, 2, 2.

# LXXXV

03.04.2016

8

3

8

5

8

8

8

11

8

15

8

17

8

2

19

Musical notation for measure 19, featuring a treble clef, a key signature of two sharps (F# and C#), and a common time signature (C). The notation consists of a series of eighth notes and quarter notes, with a fermata over the final note. A double bar line is present at the end of the measure.

21

Musical notation for measure 21, featuring a treble clef, a key signature of two sharps (F# and C#), and a common time signature (C). The notation consists of a series of eighth notes and quarter notes, with a fermata over the final note. A double bar line is present at the end of the measure.

22

Musical notation for measure 22, featuring a treble clef, a key signature of two sharps (F# and C#), and a common time signature (C). The notation consists of a series of eighth notes and quarter notes, with a fermata over the final note. A double bar line is present at the end of the measure.

# LXXXV

03.04.2016

♯

T  
A  
B

3

T  
A  
B

5

V III I

T  
A  
B

9

V

T  
A  
B

13

I

T  
A  
B

16

V

T  
A  
B



2

19

Measure 19 guitar TAB. The top staff shows fret numbers: 7-7-7-9-9-9-10-10-10-9-9-9 | 10-9-7-10-9-7-7-9-7. The middle staff shows fret numbers: 0-0-0-0-0-0-0-0-0-10-0-0. The bottom staff shows fret numbers: 9-9-9-9-9-9-9. A double bar line is after the 11th fret. A wavy line symbol is above the 12th fret. Below the staff are seven vertical bar groups, each with a horizontal bar underneath, and a final vertical bar with a dot to its right.

21

Measure 21 guitar TAB. The top staff shows fret numbers: 7-7-10-9-7-7-7-10-9 | 7-7-7-9-9-9-10-10-10-9-9-9. The middle staff shows fret numbers: 0-10-0-0-0-10-0-10 | 0-0-0-0-0-0-0-0-0-0-0-0. The bottom staff shows fret numbers: 9-9-9-9-9-9-9-9. A double bar line is after the 11th fret. Below the staff are eight vertical bar groups, each with a horizontal bar underneath, and a final vertical bar with a dot to its right.

23

Measure 23 guitar TAB. The top staff shows fret numbers: 10-9-7-10-9-7-7-9-7. The middle staff shows fret numbers: 0-0-0-0-0-10-0-0-0-0-0-0. The bottom staff shows fret numbers: 9-9-9-9-9-9-9-9. A double bar line is at the end of the staff. Below the staff are three vertical bar groups, each with a horizontal bar underneath, and a final vertical bar with a dot to its right.

# LXXXVI

03.04.2016

The first system of music consists of two measures. It begins with a treble clef, a key signature of three sharps (F#, C#, G#), and a common time signature (C). The melody in the treble clef starts with a quarter rest, followed by a quarter note G4, an eighth note A4, and a quarter note B4. The bass clef accompaniment starts with a quarter rest, followed by a quarter note G3, an eighth note A3, and a quarter note B3. The piece concludes with a double bar line and repeat dots.

3

The second system consists of two measures. The treble clef melody continues with a quarter note C5, an eighth note D5, and a quarter note E5. The bass clef accompaniment continues with a quarter note C4, an eighth note D4, and a quarter note E4. The piece concludes with a double bar line and repeat dots.

8

The third system consists of two measures. The treble clef melody continues with a quarter note F5, an eighth note G5, and a quarter note A5. The bass clef accompaniment continues with a quarter note F4, an eighth note G4, and a quarter note A4. The piece concludes with a double bar line and repeat dots.

11

The fourth system consists of two measures. The treble clef melody continues with a quarter note B5, an eighth note C6, and a quarter note D6. The bass clef accompaniment continues with a quarter note B4, an eighth note C5, and a quarter note D5. The piece concludes with a double bar line and repeat dots.

14

The fifth system consists of two measures. The treble clef melody continues with a quarter note E6, an eighth note F6, and a quarter note G6. The bass clef accompaniment continues with a quarter note E5, an eighth note F5, and a quarter note G5. The piece concludes with a double bar line and repeat dots.

# LXXXVI

03.04.2016

2-3-2-0 0-2-3-2 2-3-2-0 0

TAB

0 0 1 2 | 0 0 1 2 | 0 0 1 2 | 0 0 0 2

3-2-3 0 3-2-0 0-2-3

0 0 0 0 | 0 0 0 0 | 0 0 0 0 | 0 0 0 0

0 0 0 0 | 0 0 0 0 | 0 0 0 0 | 0 0 0 0

0 0 0 0 | 0 0 0 0 | 0 0 0 0 | 0 0 0 0

Diagram showing fingerings for measures 1-4. Measure 1: fret 2 (finger 2), fret 3 (finger 3), fret 2 (finger 2), fret 0 (finger 0). Measure 2: fret 0 (finger 0), fret 2 (finger 2), fret 3 (finger 3), fret 2 (finger 2). Measure 3: fret 2 (finger 2), fret 3 (finger 3), fret 2 (finger 2), fret 0 (finger 0). Measure 4: fret 0 (finger 0), fret 0 (finger 0), fret 2 (finger 2), fret 0 (finger 0).

4

0-2-3 5-3-2 2-0 0-2-3-5 0-2-3-2-0 5-3-2-3-2-0-2-0 0

TAB

0 0 0 0 0 0 0 0 0 0 0 0 0 0 0 0 0 0 0 0 0 0

0 0 0 0 0 0 0 0 0 0 0 0 0 0 0 0 0 0 0 0 0 0

4 0 0 0 0 0 0 0 0 0 0 0 0 0 0 0 0 0 0 0 0 0

2 0 0 0 0 0 0 0 0 0 0 0 0 0 0 0 0 0 0 0 0 0

Diagram showing fingerings for measures 5-8. Measure 5: fret 0 (finger 0), fret 2 (finger 2), fret 3 (finger 3), fret 0 (finger 0). Measure 6: fret 5 (finger 5), fret 3 (finger 3), fret 2 (finger 2), fret 0 (finger 0). Measure 7: fret 2 (finger 2), fret 0 (finger 0), fret 0 (finger 0), fret 2 (finger 2), fret 3 (finger 3), fret 5 (finger 5). Measure 8: fret 0 (finger 0), fret 2 (finger 2), fret 3 (finger 3), fret 2 (finger 2), fret 0 (finger 0), fret 0 (finger 0), fret 2 (finger 2), fret 0 (finger 0).

9

5-3-2-3-2-0 2-3-2-0 0-2-3-2 2-3-2-0 0

TAB

0 0 0 0 0 0 0 0 0 0 0 0 0 0 0 0 0 0 0 0 0 0

0 0 0 0 0 0 0 0 0 0 0 0 0 0 0 0 0 0 0 0 0 0

1 1 1 1 1 1 1 1 1 1 1 1 1 1 1 1 1 1 1 1 1 1

2 2 2 2 2 2 2 2 2 2 2 2 2 2 2 2 2 2 2 2 2 2

3-2 0 3-2-3 0 3-2

0 0 0 0 0 0 0 0 0 0 0 0 0 0 0 0 0 0 0 0 0 0

2 2-0-2-4

Diagram showing fingerings for measures 9-12. Measure 9: fret 5 (finger 5), fret 3 (finger 3), fret 2 (finger 2), fret 3 (finger 3), fret 2 (finger 2), fret 0 (finger 0). Measure 10: fret 2 (finger 2), fret 3 (finger 3), fret 2 (finger 2), fret 0 (finger 0). Measure 11: fret 0 (finger 0), fret 2 (finger 2), fret 3 (finger 3), fret 2 (finger 2). Measure 12: fret 2 (finger 2), fret 3 (finger 3), fret 2 (finger 2), fret 0 (finger 0).

13

0 0-2 0 2 2-3-2-0 0

TAB

0 0 0 0 0 0 0 0 0 0 0 0 0 0 0 0 0 0 0 0 0 0

3 3 3 3 3 3 3 3 3 3 3 3 3 3 3 3 3 3 3 3 3 3

0 0 0 0 0 0 0 0 0 0 0 0 0 0 0 0 0 0 0 0 0 0

1 1 1 1 1 1 1 1 1 1 1 1 1 1 1 1 1 1 1 1 1 1

2 2 2 2 2 2 2 2 2 2 2 2 2 2 2 2 2 2 2 2 2 2

0 0 0 0 0 0 0 0 0 0 0 0 0 0 0 0 0 0 0 0 0 0

3-2-3 3-2-0

Diagram showing fingerings for measures 13-16. Measure 13: fret 0 (finger 0), fret 0 (finger 0), fret 2 (finger 2). Measure 14: fret 0 (finger 0), fret 2 (finger 2), fret 3 (finger 3), fret 1 (finger 1), fret 3 (finger 3). Measure 15: fret 0 (finger 0), fret 2 (finger 2), fret 3 (finger 3), fret 2 (finger 2), fret 0 (finger 0). Measure 16: fret 2 (finger 2), fret 3 (finger 3), fret 2 (finger 2), fret 0 (finger 0).

17

10 9 7 7

TAB

0 0 0 0

0 0 0 0

9 9 9 9

Diagram showing fingerings for measures 17-18. Measure 17: fret 10 (finger 10), fret 9 (finger 9), fret 7 (finger 7). Measure 18: fret 7 (finger 7).

# LXXXVII

04.04.2016

Musical notation for measures 1-4. The piece is in G major (one sharp) and 8/8 time. The notation features a treble clef and a bass clef. The melody in the treble clef consists of quarter and eighth notes, while the bass clef provides a steady accompaniment of eighth notes. Measure 4 ends with a repeat sign.

Musical notation for measures 5-8. The notation continues with similar rhythmic patterns. Measures 7 and 8 feature a more complex accompaniment with sixteenth-note chords in the bass clef.

Musical notation for measures 9-12. Measures 11 and 12 feature a dense texture with many sixteenth-note chords in the bass clef, creating a rich harmonic background for the melody.

Musical notation for measures 13-14. Measure 13 has a simple accompaniment. Measure 14 features a melodic phrase in the treble clef with a slur and a fermata, accompanied by a bass line with a flat sign (b) and a fermata.

# LXXXVII

04.04.2016

**T  
A  
B**

0-0-2-4 | 5-3-2-3-3-2-0-2 | 2-0-2 | 0-0-2-4 | 5-5-5-3-3-3  
0 | 3 | 3 | 0 | 3-3-3-3-3-3  
2 | 0 | 0 | 0 | 0  
0 | | | 2-0-2 | 2 | 0

Diagram showing fret positions for measures 1-5. Measure 1: 0-0-2-4. Measure 2: 5-3-2-3-3-2-0-2. Measure 3: 2-0-2. Measure 4: 0-0-2-4. Measure 5: 5-5-5-3-3-3.

6

**T  
A  
B**

2-2-2-0 | 2-3-2-0 | 2-2-2-3-3-3-2-0 | 2-3-2-0  
0-0-0-0 | 0 | 3-2 | 0-0-0-0-0-0-0-0 | 0 | 3-2  
0-0-0-0-0-0-0-0  
2-0 | 2-0 | 2-2-2-0 | 2-0

Diagram showing fret positions for measures 6-10. Measure 6: 2-2-2-0. Measure 7: 2-3-2-0. Measure 8: 2-2-2-3-3-3-2-0. Measure 9: 2-3-2-0. Measure 10: 0-0-0-0-0-0-0-0.

10

**T  
A  
B**

2-3-2 | 2-2-2-0-2-2-2-0 | 0 | 0-2-10-9 | 6-7  
0 | 0-0-0-0-0-0-0-0 | 3-2-3 | 0-0-0 | 0  
0 | 0-0-0-0-0-0-0-0 | 0 | 0-0-0 | 0  
2-0-2-3-2-0 | 2-2-2-0-2-2-2-0 | 2 | 2 | 6-7

Diagram showing fret positions for measures 11-15. Measure 11: 2-3-2. Measure 12: 2-2-2-0-2-2-2-0. Measure 13: 0. Measure 14: 0-2-10-9. Measure 15: 6-7.

# LXXXVIII

05.04.2016

Musical staff 1: Treble clef, key signature of two sharps (F# and C#), 8/8 time signature. The staff contains a sequence of notes and rests, including a double bar line in the second measure.

Musical staff 2: Treble clef, key signature of two sharps, 8/8 time signature. The staff contains a sequence of notes and rests, including a double bar line in the second measure.

Musical staff 3: Treble clef, key signature of two sharps, 8/8 time signature. The staff contains a sequence of notes and rests, including a double bar line in the second measure.

Musical staff 4: Treble clef, key signature of two sharps, 8/8 time signature. The staff contains a sequence of notes and rests, including a double bar line in the second measure.

Musical staff 5: Treble clef, key signature of two sharps, 8/8 time signature. The staff contains a sequence of notes and rests, including a double bar line in the second measure.

# LXXXVIII

05.04.2016

6

6-measure guitar tablature. Measure 1: Treble (0, 3, 2), Bass (2). Measure 2: Treble (0, 2), Bass (2). Measure 3: Treble (0, 4, 0, 4, 2, 4), Bass (2). Measure 4: Treble (0, 2, 3, 5, 3, 2, 3), Bass (2). Measure 5: Treble (2, 0, 3, 0), Bass (2). Diagrams show fret positions for each measure.

6

6-measure guitar tablature. Measure 6: Treble (5, 0, 3, 0, 0, 4, 2, 4), Bass (2). Measure 7: Treble (0, 2, 3, 2, 5, 3, 2, 3), Bass (2). Measure 8: Treble (2, 3, 0, 0, 2, 0), Bass (2). Diagrams show fret positions for each measure.

9

9-measure guitar tablature. Measure 9: Treble (3, 5, 0, 2, 3, 0, 0, 4, 2, 4), Bass (2). Measure 10: Treble (0, 2, 3, 5, 3), Bass (2). Measure 11: Treble (2, 3, 2, 0, 0, 2, 0, 3, 2, 3, 2, 3), Bass (2). Diagrams show fret positions for each measure.

12

12-measure guitar tablature. Measure 12: Treble (2, 3, 2, 0, 7, 8, 7, 5, 7), Bass (2). Measure 13: Treble (7, 5, 3, 5), Bass (2). Measure 14: Treble (3, 2, 0, 2), Bass (2). Measure 15: Treble (3, 2, 0), Bass (2). Diagrams show fret positions for each measure.

16

2-measure guitar tablature. Measure 16: Treble (2, 3, 2, 0, 2), Bass (2). Measure 17: Treble (2), Bass (1, 2). Diagrams show fret positions for each measure.

# LXXXIX

05.04.2016

6=D

5

9

11

13

15

18



# LXXXIX

05.04.2016

2-5-3 3-5 | 2-3-2 3-2-0 3-2-3 | 3-5-5 2-3-2-0 3 | 2-3

TAB

6=D

5

2-5-3 3-5 | 2-3-2 3-2-0 3-2-3 | 5-5 2-3-2-0 3 | 2-3

TAB

9

2 2 3 3 5 5 7 7 | 2 3 3 3 5 5 2 3 3

TAB

11

2 2 5 5 7 7 8 8 | 2 3 3 5 5 5 7 7 | 2-3-2-0 3-2-3 0

TAB

14

2 0 0 3 0 0 2 0 0 | 7 0 0 5 0 0 3 0 0

TAB

16

2 3 2 0 3 2 3 0 | 2 3 2 0 3 2 3 0 | 2 5 3 3 5

TAB

2

19

**T  
A  
B**

2 3 2 3 2 0 | 3 5 5 2 | 3 2 0 3 2 3 | 2 3 3 0

# XC

08.04.2016

Musical notation for measures 1-8. The piece is in G major (one sharp) and 8/8 time. The notation features a treble clef with a common time signature of 8. The melody consists of eighth and quarter notes, while the bass line provides a steady accompaniment of eighth notes.

9

Musical notation for measures 9-12. The notation continues with eighth and quarter notes in the melody and eighth notes in the bass line. Measure 12 ends with a double bar line.

13

Musical notation for measures 13-16. The notation continues with eighth and quarter notes in the melody and eighth notes in the bass line. Measure 16 ends with a double bar line.

17

Musical notation for measures 17-20. The notation continues with eighth and quarter notes in the melody and eighth notes in the bass line. Measure 20 ends with a double bar line.

# XC

08.04.2016

9

9 10 11 12

TAB notation for measures 9-12. Measure 9: T (2), A (3-3), B (0). Measure 10: T (2-0-3), A (0), B (2). Measure 11: T (2-3-2), A (0), B (2-2-0). Measure 12: T (3), A (0), B (2). Measure 13: T (2), A (0), B (2). Measure 14: T (2-0-0), A (1), B (2). Measure 15: T (5-3-3-2), A (3), B (4-2). Fingering: 2, 3, 0, 3, 2, 0, 3, 2, 0, 1, 3, 2, 4, 2.

9

9 10 11 12

TAB notation for measures 9-12. Measure 9: T (2-0-2), A (0), B (2). Measure 10: T (2-3-2-0), A (0), B (2-0-2). Measure 11: T (2-3-2-0), A (3-2-0), B (0). Measure 12: T (2-3-2-0), A (3-2-0), B (0). Measure 13: T (2-3-2-0), A (3-2-0), B (3). Measure 14: T (2-3-2-0), A (3-2-0), B (3). Measure 15: T (2-3-2-0), A (3-2-0), B (3). Fingering: 2, 0, 2, 0, 0, 0, 2, 3, 2, 0, 0, 3, 2, 0, 0, 3, 2, 0, 0, 3, 2, 0, 3, 2, 0, 3, 2, 0, 3, 2, 0, 3, 2, 0, 3, 2, 0, 3, 2, 0, 3.

13

13 14 15 16

TAB notation for measures 13-16. Measure 13: T (2-3-2-0), A (0), B (2). Measure 14: T (0-3-2-0), A (0), B (2). Measure 15: T (0-3-3-3-0-3), A (0-0-1), B (2). Measure 16: T (2-2-2), A (0-0-1), B (2-0-3-2-0). Measure 17: T (2), A (0), B (3). Measure 18: T (2), A (1), B (3). Measure 19: T (2), A (1-0-3), B (2-0-2). Fingering: 2, 3, 2, 0, 0, 3, 2, 0, 0, 3, 3, 3, 0, 3, 2, 0, 0, 2, 0, 0, 2, 2, 2, 0, 0, 1, 2, 0, 0, 0, 1, 1, 1, 1, 0, 3, 2, 0, 3, 2, 0, 2, 0, 2.

17

17 18

TAB notation for measures 17-18. Measure 17: T (1), A (0), B (2). Measure 18: T (10-9), A (0), B (9). Measure 19: T (7), A (0), B (7). Measure 20: T (7), A (0), B (7). Fingering: 1, 0, 0, 10, 9, 0, 0, 9, 7, 0, 0, 7, 7.

# XCI

19.04.2016

Musical staff 1, measures 1-5. Treble clef, key signature of two sharps (F# and C#), 8/8 time signature. The staff contains a melody in the upper voice and a bass line in the lower voice.

Musical staff 2, measures 6-10. Treble clef, key signature of two sharps, 8/8 time signature. The staff contains a melody in the upper voice and a bass line in the lower voice.

Musical staff 3, measures 11-17. Treble clef, key signature of two sharps, 8/8 time signature. The staff contains a melody in the upper voice and a bass line in the lower voice.

Musical staff 4, measures 18-22. Treble clef, key signature of two sharps, 8/8 time signature. The staff contains a melody in the upper voice and a bass line in the lower voice.

Musical staff 5, measures 23-26. Treble clef, key signature of two sharps, 8/8 time signature. The staff contains a melody in the upper voice and a bass line in the lower voice.

Musical staff 6, measures 27-29. Treble clef, key signature of two sharps, 8/8 time signature. The staff contains a melody in the upper voice and a bass line in the lower voice.

Musical staff 7, measures 30-34. Treble clef, key signature of two sharps, 8/8 time signature. The staff contains a melody in the upper voice and a bass line in the lower voice. Measure 30 includes three repeat signs. Measure 31 contains a double bar line and the word 'dim.' with a hairpin symbol.

2

36

8

41

8

46

8

51

8

53

8

55

8

# XCI

19.04.2016

2-3 2-0 0-2 3-2-0 0-2 2-0 0

0-0 0-3 3-2-0 0-2 2-3 0-3 0-3-2-3

0-0 0-0 0-4 0-0 0-2 0-0 0-0

TAB 2-2 2-2 2-2 2-2 2-2 2-2

Diagram showing fingerings (dots) and chord diagrams (vertical lines with horizontal bars) for measures 1 through 6.

7

2-0-2-0-2-0-2-0-2-0-0 2-3 2-3 2-3 2-0 0 2 2

3-2 2-0 0-3-2-3 0-0 0-0 0-0 0-0 3-2-3 0-0 0-0

0-0 0-0 0-0 0-0 0-0 0-0 0-0 0-0 0-0 0-0

TAB 2-0 0 3 2 2-0

Diagram showing fingerings and chord diagrams for measures 7 through 13.

14

2 2-0 2-2 2-0 0 2-0 0 2-2-0 2-3-2-0

0 0 3-2 2-3-3-3 3-3-2-3 0 3-3-2-3 0 3 0 3-2

0 0 0 0 0 0 0 0 0 0 0 0

TAB 3 2 2 2 0 3 2

Diagram showing fingerings and chord diagrams for measures 14 through 20.

21

2-0-2 3-2-0 2-0 0 7-5-3-5

2 2 2 3-2-3 3 3-2-3 3-2 0 0 0 0 0

0 0 0 0 0 0 0 0 0 0 0 0

TAB 2 2 4 5

Diagram showing fingerings and chord diagrams for measures 21 through 25.

26

2-3-2-0 0-2-3-2-0-3-2-0 0-2-0 2-0

0 3-2 3-2-3 3 2-0-2-3 3 3-2

0 0 0 0 0 0 0 0

TAB 1 2 0

Diagram showing fingerings and chord diagrams for measures 26 through 28.

29

0 0-2-3 3-2 3 2-2-2 2 VII 7 10-10-9 9-9

0-3 0-0-0 0-0-0 0 7 7 0 0 11

0-3 0-0-0 0-0-0 0 8 8 0 0 0

TAB 3 2-0 3 2-0-2-3-2-5 9 9 8 8

Diagram showing fingerings and chord diagrams for measures 29 through 33.

2

35

VII

TAB

41

TAB

47

TAB

51

TAB

53

TAB

55

TAB



# XCII

25.04.2016

Musical staff 1: Treble clef, key signature of two sharps (F# and C#), 8/8 time signature. The staff contains a sequence of chords and eighth notes. A double bar line is present after the second measure. A wavy line symbol (w) is placed above the third measure.

Musical staff 2: Treble clef, key signature of two sharps (F# and C#), 8/8 time signature. The staff contains a sequence of chords and eighth notes. A double bar line is present after the second measure. A wavy line symbol (w) is placed above the third measure.

Musical staff 3: Treble clef, key signature of two sharps (F# and C#), 8/8 time signature. The staff contains a sequence of chords and eighth notes. A double bar line is present after the second measure.

Musical staff 4: Treble clef, key signature of two sharps (F# and C#), 8/8 time signature. The staff contains a sequence of chords and eighth notes. A double bar line is present after the second measure.

Musical staff 5: Treble clef, key signature of two sharps (F# and C#), 8/8 time signature. The staff contains a sequence of chords and eighth notes. A double bar line is present after the second measure. A wavy line symbol (w) is placed above the third measure. The staff ends with a double bar line and a repeat sign.

# XCII

25.04.2016

(w)

5

6

6

11 VII

11

17 (w)

17

23 II

23

# XCIII

29.04.2016

Musical staff 1: Treble clef, key signature of two sharps (F# and C#), 8/8 time signature. The staff contains a sequence of eighth notes and quarter notes, with some beamed eighth notes. The bass line consists of a few notes, including a low octave marked with an '8'.

Musical staff 2: Treble clef, key signature of two sharps, 8/8 time signature. The staff contains a sequence of eighth notes and quarter notes. There are three "H12" labels above the staff. The bass line includes a low octave marked with an "8".

Musical staff 3: Treble clef, key signature of two sharps, 8/8 time signature. The staff contains a sequence of eighth notes and quarter notes. The bass line includes a low octave marked with an "8".

Musical staff 4: Treble clef, key signature of two sharps, 8/8 time signature. The staff contains a sequence of eighth notes and quarter notes. There are "Harm12" and "Harm5" labels above the staff. The bass line includes a low octave marked with an "8".



# XCIV

29.04.2016

Musical staff 1, measures 1-4. Treble clef, key signature of two sharps (F# and C#), 8/8 time signature. The staff contains a melodic line with eighth and sixteenth notes and a bass line with chords and eighth notes.

Musical staff 2, measures 5-8. Treble clef, key signature of two sharps, 8/8 time signature. The staff contains a melodic line with eighth and sixteenth notes and a bass line with chords and eighth notes.

Musical staff 3, measures 9-13. Treble clef, key signature of two sharps, 8/8 time signature. The staff contains a melodic line with eighth notes and a bass line with chords. The label "Harm12" is written above the staff in measures 11 and 13.

Musical staff 4, measures 14-19. Treble clef, key signature of two sharps, 8/8 time signature. The staff contains a melodic line with eighth and sixteenth notes and a bass line with chords and eighth notes.

Musical staff 5, measures 20-24. Treble clef, key signature of two sharps, 8/8 time signature. The staff contains a melodic line with eighth and sixteenth notes and a bass line with chords and eighth notes. The label "Harm12" is written above the staff in measure 20. The piece ends with a double bar line and a repeat sign.



# XCV

30.04.2016

8

Harm12

5

7

11

Harm12

15

# XCV

30.04.2016

III II Harm12.....

System 1: TAB notation on six strings. Measures 1-2: 0-0-3-3 | 2-0-2-0. Measure 3: 3-3-4-5 with an upward arrow above the 3 and a downward arrow below the 5. Measure 4: 2-2-3-4 with an upward arrow above the 2. Measure 5: 0-0-2-2. Fingering numbers are present on the strings.

5

System 2: TAB notation on six strings. Measure 1: 3-2-0 with a dotted line above. Measure 2: 3-3-2-0. Measure 3: 0-2-3-0. Measure 4: 0-2-3-2-0. Measure 5: 3-2-0-2-0. Measure 6: 3-2-0-4. Measure 7: 2-2. Fingering numbers are present on the strings.

7  $\text{♩} = \text{♩}$

System 3: TAB notation on six strings. Measure 1: 0-2-3-2-0. Measure 2: 0-3-3-2-0. Measure 3: 0-0-2-2-3-3. Measure 4: 3-3-3-0. Measure 5: 2-2-2-2. Fingering numbers are present on the strings.

11  $\text{♩} = \text{♩}$  Harm12.....

System 4: TAB notation on six strings. Measure 1: 2-3-2-0-0. Measure 2: 3-0-3-2-0-0. Measure 3: 0-0-4-4. Measure 4: 0-0-3-3-2-0. Measure 5: 0-2-0-0. Measure 6: 2-0. Fingering numbers are present on the strings.

16

System 5: TAB notation on six strings. Measure 1: 7-5-8-7. Measure 2: 7-0-7. Fingering numbers are present on the strings.



# XCVI

01.05.2016

Harm12

Musical staff for measures 1-7, featuring a treble clef, a key signature of two sharps (F# and C#), and a common time signature. The notation includes a series of chords and melodic lines, with a 'Harm12' label above the staff. The first measure contains a complex chord with many notes, followed by several measures of chords and moving lines.

8

Musical staff for measures 8-14, continuing the composition in the same key and time signature. The notation shows a progression of chords and melodic fragments, with a measure number '8' at the beginning.

15

Musical staff for measures 15-20, continuing the composition. This section includes some slanted notes and a 'Harm12' label above the staff. A measure number '15' is at the beginning.

21

Musical staff for measures 21-27, continuing the composition. It features a 'Harm12' label above the staff and concludes with a double bar line. A measure number '21' is at the beginning.

# XCVI

01.05.2016

Harm12 . . . . .

0 0 3 2 0 0 7 7 8 8 7 9 9 10  
0 0 0 0 0 0 0 0 10 10 9 10 10  
1 1 1 6 0 0 0 0  
2 2 2 7 7 9 0 0  
2 2 2 7 6 9 9  
0 0 0 7

1 . | | | | | | | | | | | | | | | |

9 V

10 9 7 7 5 7 7 12 12 12 7 7 5 3 2 2 2  
0 5 0 10 5 3 5 5 3 2 3 2 3 3  
0 6 0 11 6 4 0 0 0 0 0  
9 5 7 0 0 0 0 0 0 2

| | | | | | | | | | | | | | | |

17 Harm12 Harm12

2 0 0 0 0 0 7 7 2 2 0  
0 0 0 0 0 0 0 0 0 0 4  
0 1 0 1 1 6 0 0 1  
1 0 0 1 2 7 7 7 2  
2 0 2 2 2 7 6 7 2  
2 0 2 2 0 0 7 7 0

| | | | | | | | | | | | | | |




25

0 0  
4 0  
0 2  
2 2  
2 2  
0 0

| |

# XCVII

02.05.2016



# XCVII

02.05.2016

**T**  
**A**  
**B**

0-0-1 | 1-0 | 2 | 0-2-0-3-2 | 2-0-3-2-0  
2-3 | 3-2-0 | 0-2-3 | 0-3-2-3-3-2-0 | 3-2-3-3-2-0  
3 | 0-4 | 4 | 0-3 | 0-3  
2 | 2 | 2 | 2 | 2  
3 | 2 | 2 | 2 | 2


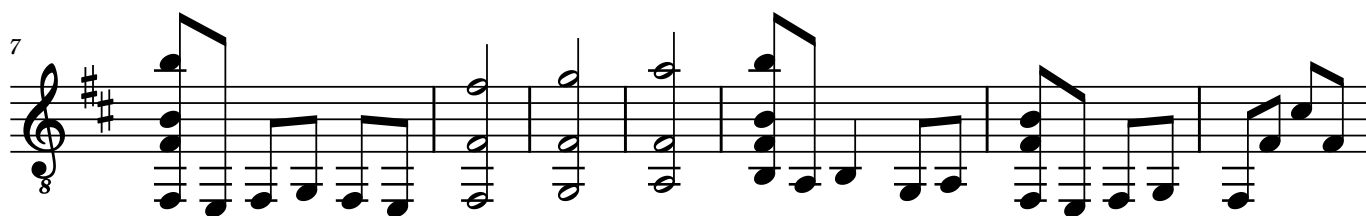
6

**T**  
**A**  
**B**

2 | 2 | 10-9 | 0 | 0 | 0 | 2-0 | 0-3-2-0 | 0  
0 | 4 | 4 | 11 | 0 | 0 | 0 | 0 | 4 | 0  
2 | 2 | 7 | 5 | 3 | 2 | 2 | 2 | 2  
2 | 2 | 2 | 2 | 2 | 2 | 2 | 2 | 2

# XCVIII

03.05.2016



# XCVIII

03.05.2016

2-2-2-2 | 2-0-0 | 7-8-7-5-5 | 7-7-7

TAB 0-0-0-0 | 3-3-3-2 | 0-0-8 | 0-0-0

0-0-0-0 | 0-0-4 | 0-0 | 0-0-0

2-2-2-2 | 2-2-2 | 7 | 7-5-3

2-2-3 | 3-2 | 7 | 7-5-3

7

7-7-7 | 7-8-10 | 7-0-0-2-3

TAB 0-0-0-0 | 0-0-0 | 0-0-0-0-0

0-0-0-0 | 0-0-0-0-0 | 0-0-0-0-0

2-0-2-3-2-0 | 2-3-5 | 7-5-7-3-5 | 2-0-2-3 | 2-2

15

2-0-0 | 2-3-5 | 7-8 | 7-7-5-8-0

TAB 3-3-0-0-0 | 0-0-0 | 0-0-0-0-0 | 0-0-0-0-0

0-0-0-0 | 0-0-0-0-0 | 0-0-0-0-0 | 0-0-0-0-0

2-2 | 7-5-7 | 7-7-7-7-7 | 7-7-7-7-7

22

0-0-0 | 2-0-2-3-2-0 | 2-3-2-0 | 2-2




TAB 0-0-0 | 0-0-0 | 0-0-3-2 | 0-0-4 | 0-0-0

0-0-0 | 0-0-0 | 0-0-0 | 0-0-0 | 0-0-0

7-5-3 | 2-2-2 | 3-2-2-2-2 | 3-2-2-2-2

# XCIX

03.05.2016



# XCIX

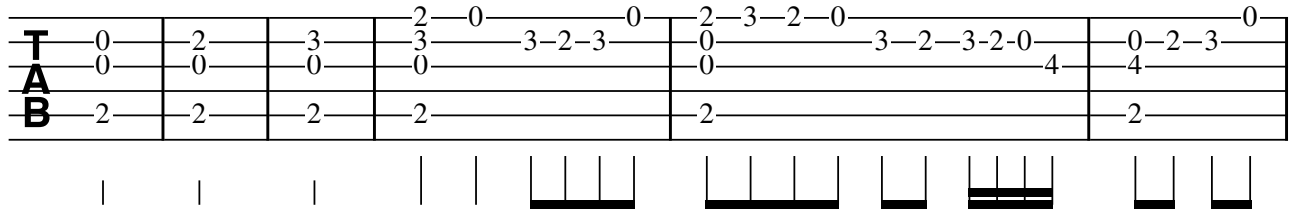
03.05.2016

2-0 0 2-3-2-0 0 2-3-2-0 0

**T** 0 2 3 3 0 0 3-2-3 0 3-2-3-2-0 0-2-3 0

**A** 0 0 0 0 0 0 0 0 4 4

**B** 2 2 2 2 2 2



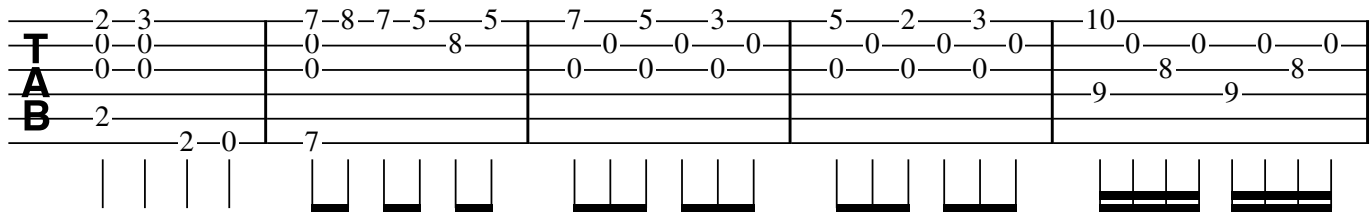
7

2-3 7-8-7-5-5 7-5-3 5-2-3 10

**T** 0 0 0 0 8 0 0 0 0 0 0 0 0 0 0 0 0

**A** 0 0 0 0 0 0 0 0 0 0 0 0 8 8 8

**B** 2 2-0 7



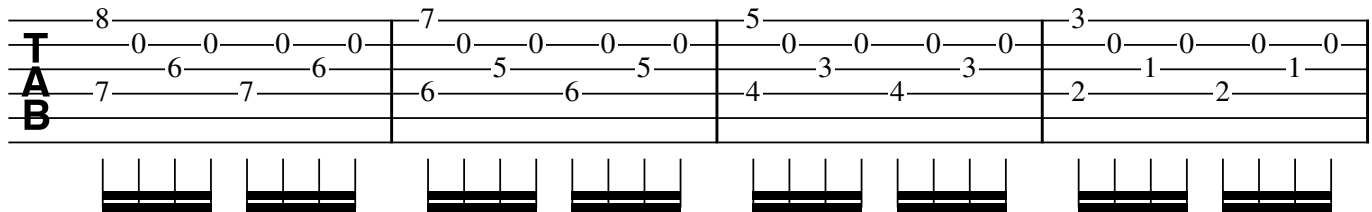
12

8 7 5 3

**T** 0 0 0 0 0 0 0 0 0 0 0 0 0 0 0 0 0

**A** 6 6 6 5 5 3 3 1 1

**B** 7 7 6 6 4 4 2 2



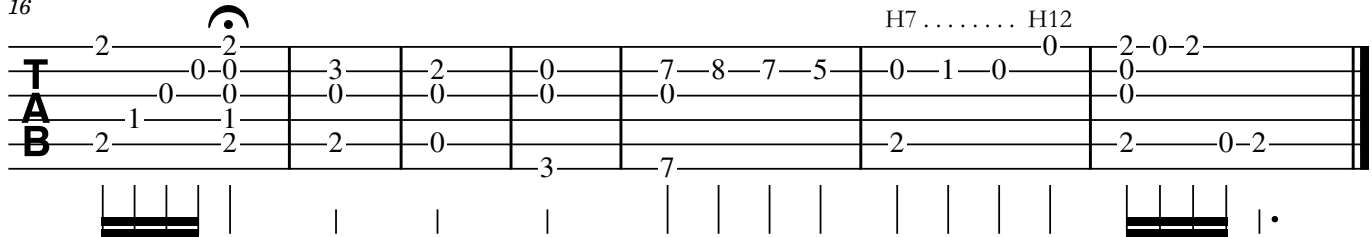
16

2 2 H7..... H12 2-0-2

**T** 0-0 3 2 0 7-8-7-5 0-1-0 0 0-2

**A** 0 0 0 0 0 0 0 0 0 0 0

**B** 1 1 2 0 3 7 2 2 0-2





# C

Kristi himmelfartsdag 2016

Musical notation for measures 8-9. The key signature is two sharps (F# and C#). The time signature is 8/8. Measure 8 begins with a treble clef, a key signature of two sharps, and a common time signature of 8. The music consists of a series of chords and single notes, with a fermata over the first measure.

Musical notation for measures 10-11. The key signature is two sharps (F# and C#). The time signature is 8/8. Measure 10 begins with a treble clef, a key signature of two sharps, and a common time signature of 8. The music consists of a series of chords and single notes, with a fermata over the first measure.

Musical notation for measures 15-16. The key signature is two sharps (F# and C#). The time signature is 8/8. Measure 15 begins with a treble clef, a key signature of two sharps, and a common time signature of 8. The music consists of a series of chords and single notes, with a fermata over the first measure.

Musical notation for measures 18-19. The key signature is two sharps (F# and C#). The time signature is 8/8. Measure 18 begins with a treble clef, a key signature of two sharps, and a common time signature of 8. The music consists of a series of chords and single notes, with a fermata over the first measure.

Musical notation for measures 20-24. The key signature is two sharps (F# and C#). The time signature is 8/8. Measure 20 begins with a treble clef, a key signature of two sharps, and a common time signature of 8. The music consists of a series of chords and single notes, with a fermata over the first measure.

Musical notation for measure 25. The key signature is two sharps (F# and C#). The time signature is 8/8. Measure 25 begins with a treble clef, a key signature of two sharps, and a common time signature of 8. The music consists of a series of chords and single notes, with a fermata over the first measure.

# C

Kristi himmelfartsdag 2016

2

10-9 9-7 7-5 5-3 3-2-0 7-7 8-7 9-10

0-0 0 0 0 0 0 0 0 0 0

2 9 7 5 4 2 7 7 0

Diagram showing fret positions for measures 1-3. Measure 1: 2 on 1st string. Measure 2: 10-9 on 2nd string, 9-7 on 3rd string. Measure 3: 7-5 on 4th string, 5-3 on 5th string, 3-2-0 on 6th string. Measure 4: 7-7 on 2nd string, 8-7 on 3rd string. Measure 5: 9-10 on 4th string.

10

10-10 9-7 7-7-6 0 2-3-2-0 2-3-2-0 3-2-3-2-0

0-0 0 0 0-2-3 0 0 0 3-2 0 3-2-3-2-0

10-9 5 0 0 0 0 4

Diagram showing fret positions for measures 4-6. Measure 4: 10-10 on 2nd string, 9-7 on 3rd string. Measure 5: 7-7-6 on 4th string, 0 on 5th string, 2-3-2-0 on 6th string. Measure 6: 2-3-2-0 on 2nd string, 3-2 on 3rd string, 0 on 4th string, 3-2-3-2-0 on 5th string.

15

0-0-0-0-0-0-0-0 0-0-0-0-0-0-0-0 0-0-0-0 0-2-0-2-0 3-2-3-2

5-7-8-7 9-7-5-4 5-4 2

Diagram showing fret positions for measures 7-10. Measure 7: 0-0-0-0-0-0-0-0 on 2nd string, 5-7-8-7 on 3rd string. Measure 8: 9-7-5-4 on 4th string. Measure 9: 5-4 on 5th string. Measure 10: 0-2-0-2-0 on 6th string, 3-2-3-2 on 2nd string.

19

0-2-3-2-3 0-2-0-2-3 2-0-0 0-3-3-2-3-2-0-2-0-0 0-0 0-0

0 0 3 0 4 5-4 5-4-5

2 2 2 2 3 2

Diagram showing fret positions for measures 11-14. Measure 11: 0-2-3-2-3 on 2nd string, 0 on 3rd string. Measure 12: 0-2-0-2-3 on 4th string, 3 on 5th string. Measure 13: 2-0-0 on 6th string, 0-3-3-2-3-2-0-2-0-0 on 2nd string. Measure 14: 0-0 on 3rd string, 0-0 on 4th string, 0-0 on 5th string, 0-0 on 6th string, 5-4 on 2nd string, 5-4-5 on 3rd string.

23

0 0 7

0 0 0

7 8 9 7 7

Diagram showing fret positions for measures 15-17. Measure 15: 0 on 2nd string, 0 on 3rd string. Measure 16: 7 on 4th string, 8 on 5th string. Measure 17: 9 on 6th string, 7 on 2nd string, 7 on 3rd string.

# CI

06.05.2016

First musical staff, measures 1-8. Treble clef, key signature of two sharps (F# and C#). The staff contains a sequence of eighth notes and quarter notes, with a flat (b) appearing under the eighth note in measure 4.

9

Second musical staff, measures 9-16. Treble clef, key signature of two sharps. The staff contains a sequence of eighth notes and quarter notes, with a flat (b) appearing under the eighth note in measure 10 and another flat (b) under the eighth note in measure 14.

17

Third musical staff, measures 17-24. Treble clef, key signature of two sharps. The staff contains a sequence of eighth notes and quarter notes, with a flat (b) appearing under the eighth note in measure 20. There are some rests and a double bar line in measure 24.

25

Fourth musical staff, measures 25-32. Treble clef, key signature of two sharps. The staff contains a sequence of eighth notes and quarter notes, with a flat (b) appearing under the eighth note in measure 30. A wavy line symbol (w) is placed above the staff in measure 28.

33

Fifth musical staff, measures 33-40. Treble clef, key signature of two sharps. The staff contains a sequence of eighth notes and quarter notes, with a flat (b) appearing under the eighth note in measure 34 and another flat (b) under the eighth note in measure 40.

41

Sixth musical staff, measures 41-48. Treble clef, key signature of two sharps. The staff contains a sequence of eighth notes and quarter notes, with a flat (b) appearing under the eighth note in measure 42. The staff ends with a double bar line.

# CI

06.05.2016

9

0-0 | 3-3 | 2-0-2 | 4 | 5-5 | 2 | 3-3 | 5-5 | 7-5-7-3 | 5-3-5-2

TAB

Diagram showing fret positions for the first system of guitar tablature. The top staff contains the fret numbers, and the bottom staff shows the corresponding fretted strings.

9

3-2-3-0 | 2-0-2 | 4 || 0-0 | 3-3 | 2-0-2 | 0-0-2 | 3-3 | 5-5 | 7-5-7-3

TAB

2

1

0

Diagram showing fret positions for the second system of guitar tablature, including a double bar line and additional fret numbers on the lower strings.

18

5-3-5-2 | 3-2-3-0 | 2-0-2 | 4 || 0-0 | 0 | 3-3 | 2-0-2 | 0-0-2 | 3-3 | 5-5

TAB

0

0

0

0

0

0

0

2

0

3-2

Diagram showing fret positions for the third system of guitar tablature, including a double bar line and fret numbers on the lower strings.

27

7-5-7-3 | 5-3-5-2 | 3-2-3-0 | 2-0-2 | 4 || 0-0 | 8-8 | 7-5-7-4 | 5-5-7

TAB

0

3

4

0

0

0

0

0

2

Diagram showing fret positions for the fourth system of guitar tablature, including a double bar line and a wavy line symbol above the staff.

35

8-8 | 10-10 | 12-10-12-8 | 10-8-10-7 | 8-7-8-5 | 7-5-7-4 | 0

TAB

0

1

2

2

0

Diagram showing fret positions for the fifth system of guitar tablature, ending with a double bar line and a final fret number of 0.

# CII

07.05.2016

Musical staff 1: Treble clef, key signature of two sharps (F# and C#), 8/8 time signature. The staff contains a sequence of notes and rests, including a double bar line and a fermata over a whole note.

Musical staff 2: Treble clef, key signature of two sharps, 8/8 time signature. The staff contains a sequence of notes and rests, including a double bar line and a fermata over a whole note.

Musical staff 3: Treble clef, key signature of two sharps, 8/8 time signature. The staff contains a sequence of notes and rests, including a double bar line and a fermata over a whole note.

Musical staff 4: Treble clef, key signature of two sharps, 8/8 time signature. The staff contains a sequence of notes and rests, including a double bar line and a fermata over a whole note.

Musical staff 5: Treble clef, key signature of two sharps, 8/8 time signature. The staff contains a sequence of notes and rests, including a double bar line and a fermata over a whole note.

# CII

07.05.2016

8

8-measure guitar tablature. The top staff (TAB) contains fret numbers: 0-2-3, 0-2, 3-2-0, 3-2-0, 3-2-0, 0, 0, 3-2, 2-0. The middle staff (TAB) contains: 0, 3, 0, 0, 0, 0, 0, 0. The bottom staff (TAB) contains: 2, 2, 2, 2, 2, 2, 3, 3. Vertical bar lines are present below the bottom staff.

8

8-measure guitar tablature. The top staff (TAB) contains fret numbers: 0, 3-2, 2-3, 3, 3, 3, 2, 0, 3, 1, 0. The middle staff (TAB) contains: 2, 0, 0, 0, 0, 0, 0, 1, 3, 0, 1, 0. The bottom staff (TAB) contains: 2, 2, 2, 2, 2, 2, 2, 0, 2, 0, 2, 3. Vertical bar lines are present below the bottom staff.

18

8-measure guitar tablature. The top staff (TAB) contains fret numbers: 7, 7, 7, 7, 7-5-7-8, 8-7-7-5, 5, 3-2. The middle staff (TAB) contains: 0, 0, 0, 0, 0, 0, 0, 0. The bottom staff (TAB) contains: 7-7, 5-5, 3-3, 2-0-2-3-2-0, 7, 7, 5, 4-5, 2. Vertical bar lines are present below the bottom staff.

26

8-measure guitar tablature. The top staff (TAB) contains fret numbers: 2-0-0, 2-2, 5-5, 7-7, 9-9, 10-9-7-10, 9-7-9, 7-7. The middle staff (TAB) contains: 2, 2-3, 3, 7, 8, 10, 0, 10, 0-10-8. The bottom staff (TAB) contains: 0, 0, 0, 0, 0, 9, 9, 10. Vertical bar lines are present below the bottom staff.

34

4-measure guitar tablature. The top staff (TAB) contains fret numbers: 10-8-7, 7, 7, 7, 7. The middle staff (TAB) contains: 0, 10, 0, 0, 0. The bottom staff (TAB) contains: 9, 10, 9, 7-5, 7. Vertical bar lines are present below the bottom staff.

# CIII

08.05.2016

Musical staff 1, measures 1-5. Treble clef, key signature of two sharps (F# and C#), 8/8 time signature. The staff contains a series of chords and melodic lines.

Musical staff 2, measures 6-11. Treble clef, key signature of two sharps, 8/8 time signature. The staff contains a series of chords and melodic lines.

Musical staff 3, measures 12-16. Treble clef, key signature of two sharps, 8/8 time signature. The staff contains a series of chords and melodic lines.

Musical staff 4, measures 17-20. Treble clef, key signature of two sharps, 8/8 time signature. The staff contains a series of chords and melodic lines.

Musical staff 5, measures 21-24. Treble clef, key signature of two sharps, 8/8 time signature. The staff contains a series of chords and melodic lines. The word "Harm12" is written above the staff in measures 23 and 24.

Musical staff 6, measures 25-28. Treble clef, key signature of two sharps, 8/8 time signature. The staff contains a series of chords and melodic lines.

# CIII

08.05.2016

7

|   |         |     |         |     |     |         |     |         |
|---|---------|-----|---------|-----|-----|---------|-----|---------|
| T | 0-0-2-3 | 2-0 | 3-3-2-2 | 0-0 | 2-0 | 3-2-2-0 | 0-7 | 7-7-5-5 |
| A | 0-0     | 0   | 0       | 1-1 | 0-0 | 0-0     | 0   | 0-7-9   |
| B | 0-0     | 0   | 0       | 2-2 | 0-0 | 0-0     | 0   | 0       |
| B | 2-2     | 2-0 | 3-2     | 0   | 2-2 | 2-2     | 2   |         |

7

|   |           |        |    |         |         |   |       |
|---|-----------|--------|----|---------|---------|---|-------|
| T | 9-10-10-9 | 9-7-7  | 7  | 0-0     | 7-5-5-7 | 0 | 2-0-2 |
| A | 0-0       | 0-0-11 | 0  | 0-7-8-7 | 0-0     | 0 | 0-3-2 |
| B | 8         | 9      | 10 | 7-0     | 5-3     | 0 | 2     |

14

|   |       |       |       |       |       |
|---|-------|-------|-------|-------|-------|
| T | 2-0-2 | 2-0-2 | 2-0-2 | 2-2   | 2-2   |
| A | 0-3-2 | 0-3-2 | 0-3-2 | 0-0-0 | 0-0-0 |
| B | 0     | 3     | 2     | 2     | 0     |

19

|   |     |     |             |             |
|---|-----|-----|-------------|-------------|
| T | 2-2 | 2-2 | 2-0-2-3-2-0 | 2           |
| A | 0-0 | 0-0 | 3-2-3-2-0   | 0           |
| B | 3   | 2   | 2           | 2-0-2-3-2-0 |

23




|   |       |       |       |     |     |
|---|-------|-------|-------|-----|-----|
| T | 0-0-0 | 2-2-2 | 2-2-3 | 3-2 | 2-0 |
| A | 0     | 0     | 0     | 0   | 0   |
| B | 2     | 1     | 1     | 0   | 0   |
| B | 2     | 2     | 2     | 2   | 2   |

Harm12 Harm12



# CIV

11.05.2016



# CIV

11.05.2016

8

TAB notation for measures 8-12. The notation is arranged in three staves: Top (T), Middle (A), and Bottom (B). Measure 8: T (0-0), A (0-0), B (2-2). Measure 9: T (2-2), A (0-0), B (2-2). Measure 10: T (3-2-2), A (0-0-0), B (2). Measure 11: T (3-2-2), A (0-0-0), B (2-0). Measure 12: T (2-2), A (0-0), B (4-4). Measure 13: T (2-2), A (0-0), B (2-2). Measure 14: T (2-0-0), A (3-3-0), B (0). Measure 15: T (9-7-7), A (0-10-0), B (9). Vertical bar lines are present below the staves.

8

Musical notation for measures 8-12. Measure 8: Treble clef, quarter note G7 (10-9-7), quarter note G7 (11). Measure 9: Treble clef, quarter note G7 (2-0), quarter note G7 (3-3-2-0). Measure 10: Treble clef, quarter note G7 (3-2-0-3), quarter note G7 (0-2). Measure 11: Treble clef, quarter note G7 (2-2-2-3), quarter note G7 (2-2-2). Measure 12: Treble clef, quarter note G7 (2-2-2-3), quarter note G7 (2-2-2). Measure 13: Treble clef, quarter note G7 (2-2-2-3), quarter note G7 (2-2-2). Measure 14: Treble clef, quarter note G7 (2-2-2-3), quarter note G7 (2-2-2). Measure 15: Treble clef, quarter note G7 (2-2-2-3), quarter note G7 (2-2-2). Bass clef notation is present below the staves.

13

Musical notation for measures 13-19. Measure 13: Treble clef, quarter note G7 (2-2-2-3-2-0), quarter note G7 (2-2). Measure 14: Treble clef, quarter note G7 (0-0), quarter note G7 (0-0). Measure 15: Treble clef, quarter note G7 (3-2-0), quarter note G7 (4). Measure 16: Treble clef, quarter note G7 (5), quarter note G7 (5). Measure 17: Treble clef, quarter note G7 (5), quarter note G7 (0). Measure 18: Treble clef, quarter note G7 (3-2-0), quarter note G7 (4). Measure 19: Treble clef, quarter note G7 (3-2-0), quarter note G7 (4). Bass clef notation is present below the staves.

20

TAB notation for measures 20-21. Measure 20: T (0-2), A (0-0), B (2). Measure 21: T (3-0-2), A (0-0), B (2). Measure 22: T (0-0-0), A (0-0-0), B (2). Measure 23: T (2-3-0), A (0-0-0), B (2). Measure 24: T (0-0-0), A (0-0-0), B (2). Measure 25: T (0-0-0), A (0-0-0), B (2). Measure 26: T (0-0-0), A (0-0-0), B (2). Measure 27: T (0-0-0), A (0-0-0), B (2). Measure 28: T (0-0-0), A (0-0-0), B (2). Measure 29: T (0-0-0), A (0-0-0), B (2). Measure 30: T (0-0-0), A (0-0-0), B (2). Measure 31: T (0-0-0), A (0-0-0), B (2). Measure 32: T (0-0-0), A (0-0-0), B (2). Measure 33: T (0-0-0), A (0-0-0), B (2). Measure 34: T (0-0-0), A (0-0-0), B (2). Measure 35: T (0-0-0), A (0-0-0), B (2). Measure 36: T (0-0-0), A (0-0-0), B (2). Measure 37: T (0-0-0), A (0-0-0), B (2). Measure 38: T (0-0-0), A (0-0-0), B (2). Measure 39: T (0-0-0), A (0-0-0), B (2). Measure 40: T (0-0-0), A (0-0-0), B (2). Measure 41: T (0-0-0), A (0-0-0), B (2). Measure 42: T (0-0-0), A (0-0-0), B (2). Measure 43: T (0-0-0), A (0-0-0), B (2). Measure 44: T (0-0-0), A (0-0-0), B (2). Measure 45: T (0-0-0), A (0-0-0), B (2). Measure 46: T (0-0-0), A (0-0-0), B (2). Measure 47: T (0-0-0), A (0-0-0), B (2). Measure 48: T (0-0-0), A (0-0-0), B (2). Measure 49: T (0-0-0), A (0-0-0), B (2). Measure 50: T (0-0-0), A (0-0-0), B (2). Measure 51: T (0-0-0), A (0-0-0), B (2). Measure 52: T (0-0-0), A (0-0-0), B (2). Measure 53: T (0-0-0), A (0-0-0), B (2). Measure 54: T (0-0-0), A (0-0-0), B (2). Measure 55: T (0-0-0), A (0-0-0), B (2). Measure 56: T (0-0-0), A (0-0-0), B (2). Measure 57: T (0-0-0), A (0-0-0), B (2). Measure 58: T (0-0-0), A (0-0-0), B (2). Measure 59: T (0-0-0), A (0-0-0), B (2). Measure 60: T (0-0-0), A (0-0-0), B (2). Measure 61: T (0-0-0), A (0-0-0), B (2). Measure 62: T (0-0-0), A (0-0-0), B (2). Measure 63: T (0-0-0), A (0-0-0), B (2). Measure 64: T (0-0-0), A (0-0-0), B (2). Measure 65: T (0-0-0), A (0-0-0), B (2). Measure 66: T (0-0-0), A (0-0-0), B (2). Measure 67: T (0-0-0), A (0-0-0), B (2). Measure 68: T (0-0-0), A (0-0-0), B (2). Measure 69: T (0-0-0), A (0-0-0), B (2). Measure 70: T (0-0-0), A (0-0-0), B (2). Measure 71: T (0-0-0), A (0-0-0), B (2). Measure 72: T (0-0-0), A (0-0-0), B (2). Measure 73: T (0-0-0), A (0-0-0), B (2). Measure 74: T (0-0-0), A (0-0-0), B (2). Measure 75: T (0-0-0), A (0-0-0), B (2). Measure 76: T (0-0-0), A (0-0-0), B (2). Measure 77: T (0-0-0), A (0-0-0), B (2). Measure 78: T (0-0-0), A (0-0-0), B (2). Measure 79: T (0-0-0), A (0-0-0), B (2). Measure 80: T (0-0-0), A (0-0-0), B (2). Measure 81: T (0-0-0), A (0-0-0), B (2). Measure 82: T (0-0-0), A (0-0-0), B (2). Measure 83: T (0-0-0), A (0-0-0), B (2). Measure 84: T (0-0-0), A (0-0-0), B (2). Measure 85: T (0-0-0), A (0-0-0), B (2). Measure 86: T (0-0-0), A (0-0-0), B (2). Measure 87: T (0-0-0), A (0-0-0), B (2). Measure 88: T (0-0-0), A (0-0-0), B (2). Measure 89: T (0-0-0), A (0-0-0), B (2). Measure 90: T (0-0-0), A (0-0-0), B (2). Measure 91: T (0-0-0), A (0-0-0), B (2). Measure 92: T (0-0-0), A (0-0-0), B (2). Measure 93: T (0-0-0), A (0-0-0), B (2). Measure 94: T (0-0-0), A (0-0-0), B (2). Measure 95: T (0-0-0), A (0-0-0), B (2). Measure 96: T (0-0-0), A (0-0-0), B (2). Measure 97: T (0-0-0), A (0-0-0), B (2). Measure 98: T (0-0-0), A (0-0-0), B (2). Measure 99: T (0-0-0), A (0-0-0), B (2). Measure 100: T (0-0-0), A (0-0-0), B (2). Vertical bar lines are present below the staves.

# CV

12.05.2016

Musical staff 1: Treble clef, key signature of two sharps (F# and C#), 8/8 time signature. The staff contains a single melodic line with eighth notes and quarter notes, starting on a whole rest.

Musical staff 2: Treble clef, key signature of two sharps, 8/8 time signature. The staff contains a single melodic line with eighth notes and quarter notes, starting on a whole rest.

Musical staff 3: Treble clef, key signature of two sharps, 8/8 time signature. The staff contains a single melodic line with eighth notes and quarter notes, starting on a whole rest.

Musical staff 4: Treble clef, key signature of two sharps, 8/8 time signature. The staff contains a single melodic line with eighth notes and quarter notes, starting on a whole rest.

Musical staff 5: Treble clef, key signature of two sharps, 8/8 time signature. The staff contains a single melodic line with eighth notes and quarter notes, starting on a whole rest.

Musical staff 6: Treble clef, key signature of two sharps, 8/8 time signature. The staff contains a single melodic line with a whole note and a half note, ending with a double bar line.

# CV

12.05.2016

8

8-measure guitar TAB. Staff 1: 3-3-3 | 2-2-2 | 0-0-0 | 3-3-3 | 1-1-1 | 0-0-0 | 3-3-3. Staff 2: 2 | 0 | 3 | 2 | 0 | 3 | 2. Staff 3: | | | 3 | 2 | 0 | 3 | 2. Vertical bar lines are present below the staff.

8

5-measure guitar TAB. Staff 1: 0 | 2-2-2 | 2-3-2 | 0-2 | 0-2-0 | 0 | 3-2-0 | 0-2. Staff 2: 0-1-3 | 0 | 0 | 3 | 0 | 2-3 | 3. Staff 3: 1-3 | 0 | 2 | 0-2-0 | 3-2 | 3 | 2 | 3. Vertical bar lines are present below the staff.

13

5-measure guitar TAB. Staff 1: 3-3-3 | 0-0-0 | 2-2-2-3-3-3 | 10-10-10-10-10-10 | 7-7-7 | 10-10-10 | 3-3-3-2-2-2. Staff 2: 2 | 3 | 0 | 2 | 9 | 9 | 10 | 9 | 2 | 0. Staff 3: | | | 9 | 9 | 10 | 9 | 2 | 0. Vertical bar lines are present below the staff.

18




7-measure guitar TAB. Staff 1: 2 | 2-0 | 0 | 2 | 5-5-3 | 0-2-2-0 | 2-3 | 2-0. Staff 2: 0 | 0 | 3-2-3 | 3-3-3 | 7-7-5 | 3-3-2 | 3-2 | 2-2-2 | 3-3-2. Staff 3: 3 | 2 | 2 | 0 | 2 | 3-2-0 | 2 | 2. Vertical bar lines are present below the staff.

25

3-measure guitar TAB. Staff 1: 0 | 2 | 2 | 3 | 0. Staff 2: 4 | 2 | 4 | 2 | 4 | 0 | 0. Staff 3: 2 | 2 | 2. Vertical bar lines are present below the staff.

# CVI

12.05.2016



# CVI

12.05.2016

6

Measure 6: TAB notation on six strings. The strings from top to bottom are: 1 (treble), 2, 3, 4, 5, 6 (bass). The notation includes fret numbers (0, 2, 3, 4) and techniques like triplets (3) and bends (marked with a tilde ~). The measure is divided into six groups of notes, each with a vertical bar below it.

7

Measure 7: TAB notation on six strings. The strings from top to bottom are: 1 (treble), 2, 3, 4, 5, 6 (bass). The notation includes fret numbers (0, 2, 3) and techniques like triplets (3). The measure is divided into three groups of notes, each with a vertical bar below it.

10

Measure 10: TAB notation on six strings. The strings from top to bottom are: 1 (treble), 2, 3, 4, 5, 6 (bass). The notation includes fret numbers (0, 2, 3, 4) and techniques like triplets (3) and bends (marked with a tilde ~). The measure is divided into six groups of notes, each with a vertical bar below it.

14

Measure 14: TAB notation on six strings. The strings from top to bottom are: 1 (treble), 2, 3, 4, 5, 6 (bass). The notation includes fret numbers (0, 2, 3, 4, 7) and techniques like triplets (3) and bends (marked with a tilde ~). The measure is divided into six groups of notes, each with a vertical bar below it.

# CVII

13.05.2016

6=D 8

Musical notation for measures 1-8. The piece is in D major (one sharp) and 8/8 time. The melody consists of eighth notes, and the bass line features a steady eighth-note accompaniment. The notation includes a treble clef, a key signature of one sharp (F#), and a time signature of 8/8. The first measure is marked with '6=D' and '8'.

9

Musical notation for measures 9-15. The melody continues with eighth notes, and the bass line remains consistent. The notation includes a treble clef, a key signature of one sharp (F#), and a time signature of 8/8. The measure number '9' is written at the beginning of the system.

16

Musical notation for measures 16-21. The melody continues with eighth notes, and the bass line remains consistent. The notation includes a treble clef, a key signature of one sharp (F#), and a time signature of 8/8. The measure number '16' is written at the beginning of the system.

22

Musical notation for measures 22-24. The melody continues with eighth notes, and the bass line remains consistent. The notation includes a treble clef, a key signature of one sharp (F#), and a time signature of 8/8. The measure number '22' is written at the beginning of the system. The piece concludes with a double bar line.





# CVIII

Pinseften 2016

Musical staff 1, measures 1-4. Treble clef, key signature of two sharps (F# and C#), and a common time signature (C). The staff contains a melodic line with eighth and quarter notes, and a bass line with chords and eighth notes. A '8' is written below the staff.

Musical staff 2, measures 5-8. Treble clef, key signature of two sharps, and common time. The staff contains a melodic line and a bass line with chords. A '5' is written above the staff and an '8' is written below the staff.

Musical staff 3, measures 9-14. Treble clef, key signature of two sharps, and common time. The staff contains a melodic line and a bass line with chords. A '10' is written above the staff. A double bar line is present between measures 11 and 12. Above measure 12, the text "Harm12..." is written. An '8' is written below the staff.

Musical staff 4, measures 15-18. Treble clef, key signature of two sharps, and common time. The staff contains a melodic line and a bass line with chords. A '15' is written above the staff. The piece ends with a double bar line. An '8' is written below the staff.

# CVIII

Pinseften 2016

**T**  
**A**  
**B**

2-2-7-7 | 3-2-0 | 2-3-5 | 7-7-10-10 | 10-9-7-7 | 2-2-7-7

4-5 | 0 | 0 | 9 | 11-0 | 0 | 9 | 9

0 | 0 | 9 | 9

6

**T**  
**A**  
**B**

5-3-2-0 | 2-3-2-0-0 | 0 | 7-7-8-7-5-7 | 7-5 | 3-2

0 | 4 | 0 | 0 | 0 | 0 | 0 | 0 | 0 | 0

1 | 2 | 2 | 0 | 7 | 5 | 3 | 2-0-2

12

Harm12...

**T**  
**A**  
**B**

2-0-2 | 2-2-7-7 | 3-2-0 | 2-3-5 | 7-7-10-10 | 10-9-7-7

0 | 0 | 5 | 4-5 | 3 | 0 | 0 | 0 | 11-0

0 | 9 | 9 | 9

# CIX

16.05.2016

8

4

8

12

18

22

25

8

2

27

8

Musical staff for measures 27-31. The staff is in treble clef with a key signature of two sharps (F# and C#). It features a melodic line in the upper voice and a bass line in the lower voice. The melody consists of eighth and sixteenth notes, with some beamed sixteenth notes. The bass line consists of quarter and eighth notes.

32

Harm12 Harm12 Harm12 Harm12

8

Musical staff for measures 32-37. The staff is in treble clef with a key signature of two sharps. It features a melodic line in the upper voice and a bass line in the lower voice. The melody consists of quarter and eighth notes. The bass line consists of quarter notes. The word "Harm12" is written above the staff in measures 32, 33, 34, and 35, indicating a 12th harmonic.

38

8

Musical staff for measures 38-43. The staff is in treble clef with a key signature of two sharps. It features a melodic line in the upper voice and a bass line in the lower voice. The melody consists of quarter and eighth notes. The bass line consists of quarter notes.

44

Harm12

8

Musical staff for measures 44-49. The staff is in treble clef with a key signature of two sharps. It features a melodic line in the upper voice and a bass line in the lower voice. The melody consists of quarter and eighth notes. The bass line consists of quarter notes. The word "Harm12" is written above the staff in measure 49, indicating a 12th harmonic.

50

Harm12 Harm12 Harm12 Harm5

8

Musical staff for measures 50-54. The staff is in treble clef with a key signature of two sharps. It features a melodic line in the upper voice and a bass line in the lower voice. The melody consists of quarter and eighth notes. The bass line consists of quarter notes. The words "Harm12" are written above the staff in measures 50, 51, and 52, and "Harm5" is written above the staff in measure 54, indicating a 5th harmonic.

# CIX

16.05.2016

2-2-2-2 | 2-0 3-2-3-2-0 | 0 2 3 2 0

TAB

4

5-3-2 3-2-0 | II 2 2 2-0-0 | 1-0-0 I 1 1 0

TAB

9

0-0-9-7 | V 5 5-9-9-7 | 10-10-9-7-7 | 7-7 7-5-5-4 | IV 4 4

TAB

15

4 2 3 2-3-2-0-2-3-2-0-2-3-2-0 | 2 0

TAB

20

3 1 3-3-3-2-0 | 3 3-2-0-3-2-0-3-2-0 | 2 3-3-3 3-3-3

TAB

24

2 3-3-3 2-2-2 2-2-2 2-2-2 2-2-2 2-2-2 | 2-2-2-2-2-2

TAB

2

27

TAB notation for measure 27. The staff shows fret numbers for six strings. The top string has frets 3, 5, 5, 7, 7. The second string has frets 6, 8. The third string has fret 0. The fourth string has fret 0. The fifth string has fret 10. The sixth string has fret 9. The measure is divided into six groups of notes, each with a vertical bar below it.

33

TAB notation for measure 33. The staff shows fret numbers for six strings. The top string has frets 7, 5, 3, 2, 3, 2, 0, 3, 2, 0. The second string has frets 0, 0, 0, 0, 0, 0, 3, 2, 2, 0, 0. The third string has frets 0, 0, 0, 0, 0, 0, 0, 4, 0. The fourth string has frets 7, 5, 3, 2, 0, 2, 2. The measure is divided into seven groups of notes, each with a vertical bar below it. The word "Harm12" is written above the first five groups.

40

TAB notation for measure 40. The staff shows fret numbers for six strings. The top string has frets 2, 0, 2, 3, 2, 2, 2, 2, 2, 0, 2, 3, 3, 3, 3, 5, 3, 2, 2, 0, 0. The second string has frets 3, 2, 2, 0, 0, 0, 0, 0, 0, 0, 0, 0, 0, 0, 0, 0, 0, 0, 0, 0, 0. The third string has frets 0, 0, 0, 0, 0, 0, 0, 0, 0, 0, 0, 0, 0, 0, 0, 0, 0, 0, 0, 0, 0. The fourth string has frets 2, 2, 2, 2, 0, 0, 0, 0. The measure is divided into seven groups of notes, each with a vertical bar below it.

47

TAB notation for measure 47. The staff shows fret numbers for six strings. The top string has frets 2, 2, 2, 2, 2, 2, 2, 2, 0, 0, 0, 0. The second string has frets 0, 0, 0, 0, 0, 0, 0, 0, 1, 1, 1, 1, 1, 1, 1, 1, 0, 0, 0, 0. The third string has frets 0, 0, 0, 0, 0, 0, 0, 0, 2, 0, 0, 0, 0, 0, 0, 0, 0, 0, 0, 0. The fourth string has frets 3, 3, 3, 3, 2, 0, 2, 0, 3, 2, 2, 2. The measure is divided into seven groups of notes, each with a vertical bar below it. The words "Harm12" and "Harm5" are written above the first six and seventh groups, respectively.

# CX

21.05.2016

Musical staff 1: Treble clef, key signature of three sharps (F#, C#, G#), 8/8 time signature. The staff contains a sequence of notes and rests, including a double bar line and a fermata over the final measure.

Musical staff 2: Treble clef, key signature of three sharps, 8/8 time signature. The staff contains a sequence of notes and rests, including a double bar line and a fermata over the final measure.

Musical staff 3: Treble clef, key signature of three sharps, 8/8 time signature. The staff contains a sequence of notes and rests, including a double bar line and a fermata over the final measure.

Musical staff 4: Treble clef, key signature of three sharps, 8/8 time signature. The staff contains a sequence of notes and rests, including a double bar line and a fermata over the final measure.

Musical staff 5: Treble clef, key signature of three sharps, 8/8 time signature. The staff contains a sequence of notes and rests, including a double bar line and a fermata over the final measure.

# CX

21.05.2016

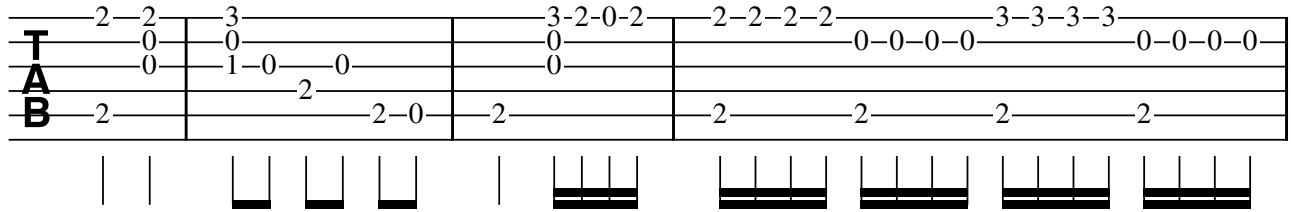
2-2-3 | 3-2-0-2 | 2-2-2-2 | 3-3-3-3 | 0-0-0-0 | 0-0-0-0

0 | 0 | 0 | 0 | 0 | 0 | 0 | 0

0 | 1-0 | 0 | 0 | 0 | 0 | 0 | 0

T  
A  
B

2 | 2-0 | 2 | 2 | 2 | 2 | 2 | 2



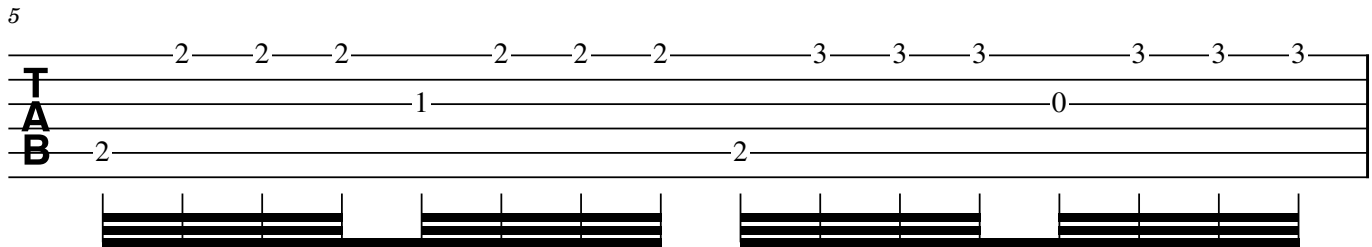
5

2-2-2-2-2-2-3-3-3-3-3-3

1-0

T  
A  
B

2-2



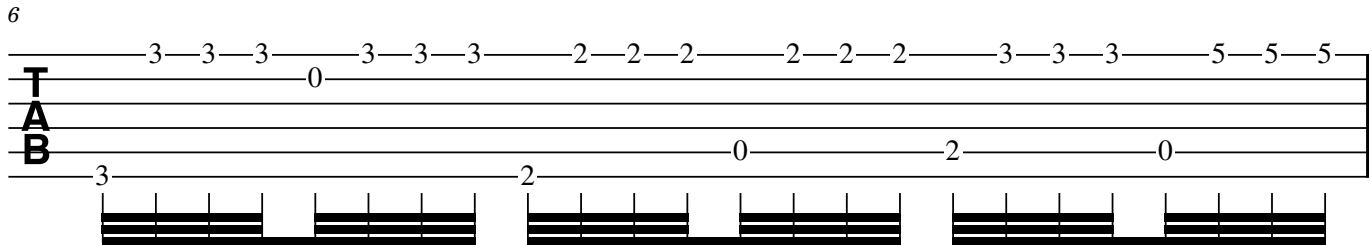
6

3-3-3-0-3-3-3-2-2-2-2-2-2-3-3-3-5-5-5

0

T  
A  
B

3-2-0-2-0



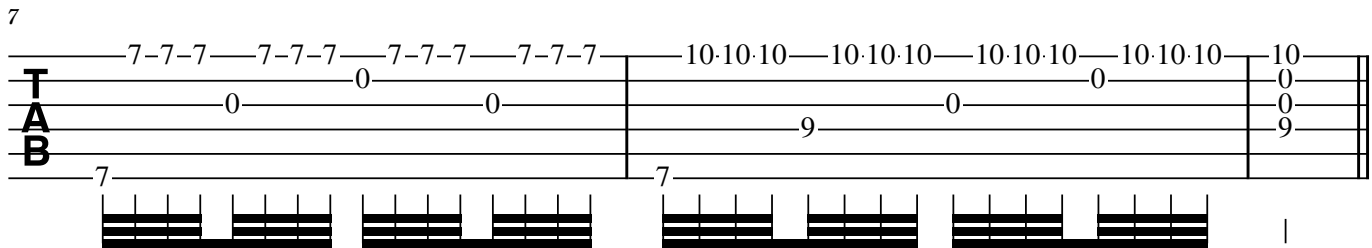
7

7-7-7-7-7-7-7-7-7-10-10-10-10-10-10-10-10-10-10

0-0-0-0-0-0-0-0-0-0-0-0-0-0-0-0-0-0-0

T  
A  
B

7-7-9-9-9-9-9-9-9-10-10-10-10-10-10-10-10-10-10



10

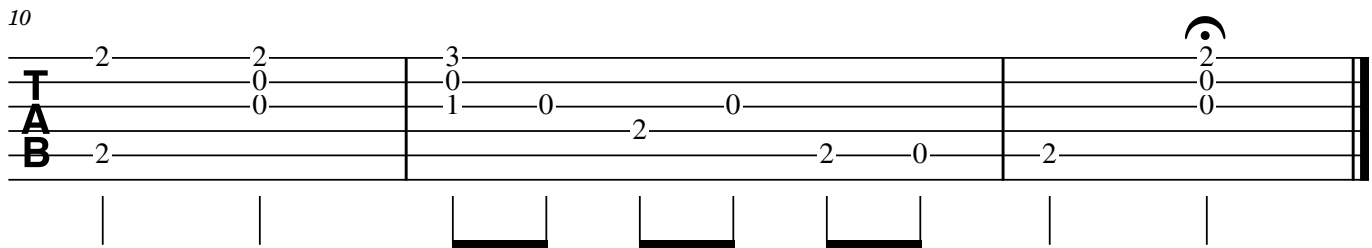
2-2-3-2

0 | 0 | 0 | 0 | 0 | 0 | 0 | 0

0 | 1-0 | 2-0 | 2-0 | 2-0 | 2-0 | 2-0 | 2-0

T  
A  
B




2-2-2-2





# CXI

22.05.2016



# CXI

22.05.2016

II II

|          |         |       |           |     |   |       |       |     |
|----------|---------|-------|-----------|-----|---|-------|-------|-----|
|          | 4-2-4-5 | 5-4-2 | 0-0-2-4-4 | 4-2 | 2 | 4-5-4 | 5-4-2 | 2-4 |
| <b>T</b> |         |       | 0         | 2   | 2 | 2     | 2     | 5-0 |
| <b>A</b> | 5       | 2     | 2         | 2   | 2 | 2     | 2     | 2   |
| <b>B</b> | 4       | 2     | 2         | 2   | 2 | 2     | 2     | 2   |
|          | 2       | 4     | 0         | 4   | 4 |       |       |     |

6

|          |         |       |       |         |     |       |   |
|----------|---------|-------|-------|---------|-----|-------|---|
|          | 2-4-2-0 | 5-4-2 | 0-2-4 | 2-4-2-0 | 0   |       |   |
| <b>T</b> | 0       | 4-2   | 0-2-4 | 0       | 4-2 | 5-4-2 | 0 |
| <b>A</b> | 0       | 2     | 0     | 0       | 2   | 0     | 0 |
| <b>B</b> | 1       | 0     | 5-4   | 0       | 0   | 9-8   | 9 |
|          | 2       |       | 2     | 2       |     |       | 9 |

12

|          |    |
|----------|----|
|          | 11 |
| <b>T</b> | 0  |
| <b>A</b> | 0  |
| <b>B</b> | 9  |
|          | 9  |
|          | 7  |

|

# CXII

22.05.2016

Musical staff 1: Treble clef, key signature of two sharps (F# and C#), 8/8 time signature. The staff contains a sequence of chords and melodic lines. The first measure has a treble clef and a bass clef with an '8' below it. The music features various chordal textures and melodic fragments.

Musical staff 2: Treble clef, key signature of two sharps, 8/8 time signature. The staff begins with a measure number '5' and a bass clef with an '8' below it. It includes annotations: 'Harm12' above the first measure, 'H7' above the second measure, 'H5' above the third measure, and 'Harm12' above the fourth measure. The notation shows complex harmonic structures.

Musical staff 3: Treble clef, key signature of two sharps, 8/8 time signature. The staff begins with a measure number '9' and a bass clef with an '8' below it. The music consists of a series of chords and melodic lines, continuing the harmonic development.

Musical staff 4: Treble clef, key signature of two sharps, 8/8 time signature. The staff begins with a measure number '11' and a bass clef with an '8' below it. It includes an annotation 'Harm12' above the final measure. The staff concludes with a double bar line.

# CXII

22.05.2016

Tablature system 1:

Strings: T, A, B

Fret numbers: 2-0, 2-0, 2-3-2-0, 3-2-3, 2-3-5-3-2-2-0-0, 2-0

Chord diagrams: [x222222], [x222222], [x222222], [x222222], [x222222]

5

Harm12 H7 H5 Harm12...

Strings: T, A, B

Fret numbers: 2-0, 2-0, 3-2, 2-0-2, 2-0-2, 7-5-5-0-8, 7-5-5

Chord diagrams: [x222222], [x222222], [x222222], [x222222], [x222222], [x222222], [x222222]

9

Harm12

Strings: T, A, B

Fret numbers: 2-0, 2-0, 2-3-3, 2-0-0, 0-0-0-0-0-0-0-0-0-0-0, 0-0, 2-0

Chord diagrams: [x222222], [x222222], [x222222], [x222222], [x222222], [x222222], [x222222], [x222222], [x222222]

13

Strings: T, A, B


Fret numbers: 2, 3, 2

|

# CXIII

24.05.2016

(Mandolintremolo)




7




15



19



24



# CXIII

24.05.2016

(Mandolintremolo)

Mandolin tablature for measures 1-7. The notation includes fret numbers (0, 1, 2, 3, 7, 8, 9, 10) and fingerings (1, 2). The strings are labeled T (top), A, B, and B (bottom). Vertical bar lines indicate measure boundaries. Some measures contain tremolos, indicated by three slanted hash marks (#) under the strings.

8

Mandolin tablature for measures 8-15. The notation includes fret numbers (0, 2, 3, 4, 5, 7) and fingerings (1, 2, 3, 4, 5). The strings are labeled T, A, B, and B. Vertical bar lines indicate measure boundaries.

16

Mandolin tablature for measures 16-18. The notation includes fret numbers (0, 2, 3, 6, 7, 11) and fingerings (1, 2, 3). The strings are labeled T, A, B, and B. Vertical bar lines indicate measure boundaries.

19

Mandolin tablature for measures 19-24. The notation includes fret numbers (0, 7, 8) and fingerings (1, 2, 3, 7). The strings are labeled T, A, B, and B. Vertical bar lines indicate measure boundaries. Some measures contain tremolos, indicated by three slanted hash marks (#) under the strings.

25

Mandolin tablature for measures 25-28. The notation includes fret numbers (0, 2, 3, 5, 7, 9, 10) and fingerings (1, 2, 3, 7). The strings are labeled T, A, B, and B. Vertical bar lines indicate measure boundaries. Some measures contain tremolos, indicated by three slanted hash marks (#) under the strings. The final measure is marked 'Rasg.' with a wavy arrow pointing to the strings.

# CXIV

27.05.2016

6=D 8

6 8 Harm12 Harm12 H12

11 8 3 3 3

16 8

21 8

28 8

33 8

2

38

8

Musical notation for measures 38-42. The system starts with a treble clef, a key signature of two sharps (F# and C#), and a common time signature (C). The music features a melody in the upper voice and a bass line in the lower voice. Measure 38 begins with a whole note chord. The melody consists of eighth and quarter notes. Measure 42 ends with a double bar line.

43

8

Musical notation for measures 43-47. The system continues with the same key signature and time signature. The melody and bass line continue. Measure 47 ends with a double bar line.

48

8

Harm12

Musical notation for measures 48-53. The system continues with the same key signature and time signature. The melody and bass line continue. Measure 53 ends with a double bar line. The text "Harm12" is written above the staff in measure 52.

54

8

Musical notation for measures 54-58. The system continues with the same key signature and time signature. The melody and bass line continue. Measure 58 ends with a double bar line.





2

36

TAB

43

TAB

49

Harm12

TAB

56

TAB

|•

# CXV

28.05.2016

6=D

8

The first system of musical notation for 'CXV' is written on a single staff in treble clef. It begins with a key signature of two sharps (F# and C#) and a common time signature. The notation includes a series of chords and melodic lines. A circled '8' is placed below the first measure. The piece concludes with a double bar line.

5

8

The second system of musical notation for 'CXV' continues on a single staff in treble clef. It maintains the key signature of two sharps. The notation features a mix of chords and melodic passages. A circled '8' is placed below the first measure. The system ends with a double bar line.

# CXV

28.05.2016

**T**  
**A**  
**B**

6=D





6

**T**  
**A**  
**B**

1.

# CXVI

29.05.2016



# CXVI

29.05.2016

10-10-9 | 9-7 | 7-10 | 12 | 10 | 7 | 10-9

0 | 0 | 0 | 0 | 0 | 0 | 0

9 | 9 | 9 | 11-12-11 | 9-7 | 0 | 0

9 | 9 | 9 | 13 | 10 | 9 | 9

10-9

8

5-7 | 8 | 2-0-0 | 0-2-0 | 10-10-9

7-9 | 0 | 0-3-2 | 0 | 0 | 2-3 | 3-2-3 | 0

0 | 0 | 0-4-5 | 5 | 5 | 0 | 0 | 9

7 | 7-5-3 | 2 | 3 | 2 | 2 | 2

15

9-7 | 10-8 | 10-10-8 | 7 | 0 | 0 | 2

0 | 0 | 0 | 0-10-8-7 | 7 | 0 | 0




9 | 0 | 0 | 0 | 0 | 0 | 1

9 | 0 | 9 | 9 | 7 | 7 | 5 | 3 | 2

10 | 7 | 7 | 5 | 3 | 2

# CXVII

30.05.2016



# CXVII

30.05.2016

6

Measure 6: TAB notation for three strings. Top string: 0-0-0-0 | 2-0-0-0 | 2-0-0-0 | 2-0-0-0 | 2-2-3. Middle string: 1-1-1-1 | 1-3-2-3 | 0-3-2-3 | 0-3-2-3 | 0-0-0-0. Bottom string: 0-0-0-0 | 0-0-0-0 | 0-0-0-0 | 0-0-0-0 | 0-0-0-0. Fingering numbers are shown above and below the notes. A bar line is present after the first four notes.

6

II

Measure 6, second system: TAB notation for three strings. Top string: 3-3-2-0 | 4-2-5-4-2 | 4-4-4-4 | 4-9-10-9 | 12-10-9. Middle string: 0-4-4-4 | 5-4-4-2 | 5-4-4-2 | 0-0-0-0 | 0-7-7-7. Bottom string: 2-2-2-2 | 4-5-4-2 | 2-2-2-2 | 9-9-9-9 | 0-0-0-8. A bar line is present after the first four notes.

11

Measure 11: TAB notation for three strings. Top string: 0-2-3-3-2-3 | 2-0-2-3-2-0 | 3-2-0-3-2 | 10-9-7-11 | 10-9-7-11 | 2-2-2-2. Middle string: 0-0-0-0 | 0-3-2-3-2-0 | 0-4-4-4 | 0-11-11-11 | 0-11-11-11 | 0-0-0-0. Bottom string: 2-2-2-2 | 2-2-2-2 | 2-2-2-2 | 2-2-2-2 | 9-9-9-9 | 2-2-2-2. A bar line is present after the first four notes.

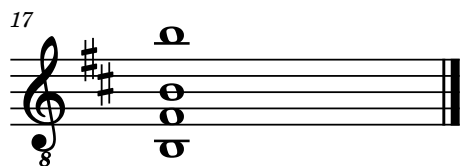



17

Measure 17: TAB notation for three strings. Top string: 3-3-3-3 | 2-0-3-2-3-0 | 2-2-2-2 | 2-2-2-2 | 2-2-2-2. Middle string: 0-0-0-0 | 0-3-2-3-0-0 | 0-0-0-0 | 0-0-0-0 | 0-0-0-0. Bottom string: 2-2-2-2 | 2-2-2-2 | 2-2-2-2 | 2-2-2-2 | 2-2-2-2. A bar line is present after the first four notes.



# CXVIII

01.06.2016



# CXVIII

01.06.2016

3-2 3-2-0 0-2 2-2 2-0 0-2-3 2 2-0

T 0-0-3 0 3 3-2 0-0-3 0 3-2-3 0 0

A 0-0 0 0 0 0 0 0 0 0

B 2 2 2 2 2-0-2

6

2-0 0-2-3-2 5-3-3-2 2-3 0-2-3-2-0 3 2-0-2 2-0-2 2-0-2-2-0

T 0-2 3-2 5-3 0 0 0 3 3 3 3 3

A 5-3 0 0 0 0 0 0 0 0 0 0

B 4 2 2 2 3 0 2

12

2-0-3-2 2 0-2-3-2-0 2-2-7-7-10-10 9-7 9 7 7



T 3-2-5 2-0-2 0 0 0 10-11 0-8-7-5 0

A 0 0 0 0 0 0 0

B 7 7

# CXIX

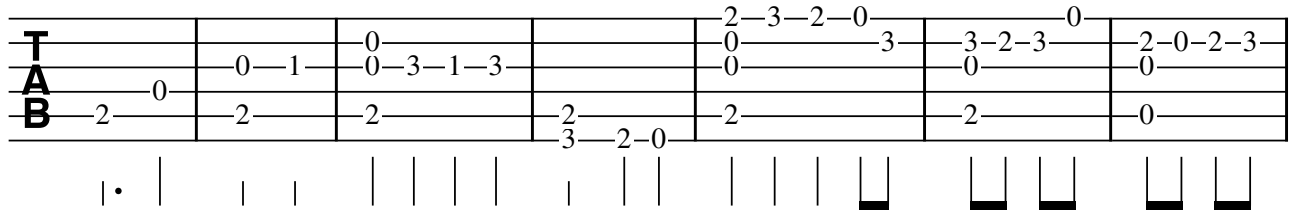
02.06.2016



# CXIX

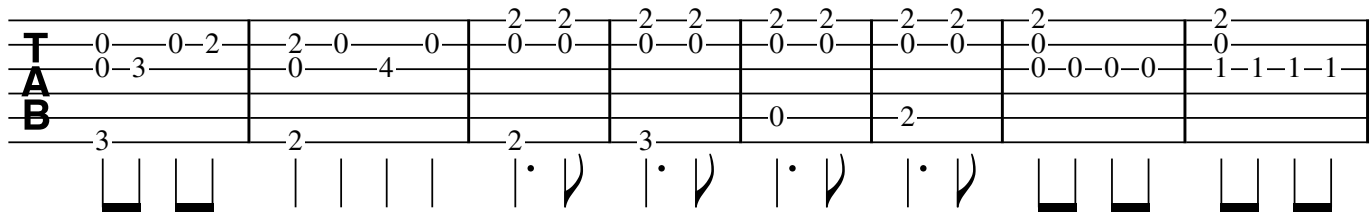
02.06.2016

8



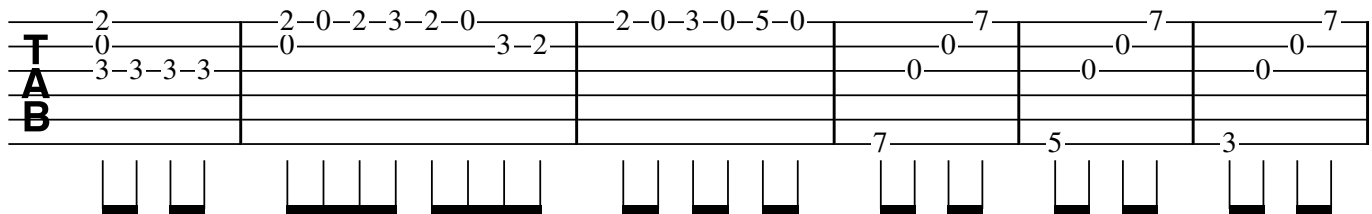
8-measure guitar TAB system. The top staff (TAB) contains fret numbers: 0, 0-1, 0-3-1-3, 2-3-2-0, 0-3, 3-2-3-0, 2-0-2-3. The middle staff (TAB) contains fret numbers: 0, 2, 2, 3-2-0, 2, 2, 0. The bottom staff (TAB) contains fret numbers: 2, 2, 2, 3, 2-0, 2, 2, 0. Rhythmic notation is shown below the staffs.

8



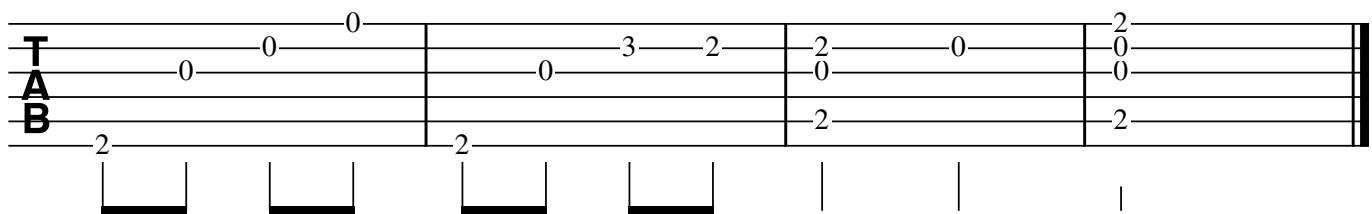
8-measure guitar TAB system. The top staff (TAB) contains fret numbers: 0-0-2, 2-0-0, 2-2-0-0, 2-2-0-0, 2-2-0-0, 2-2-0-0, 2-0-0-0-0, 2-0. The middle staff (TAB) contains fret numbers: 0-3, 0-4, 0, 0, 0, 0, 0-0-0-0, 1-1-1-1. The bottom staff (TAB) contains fret numbers: 3, 2, 2, 3, 0, 2. Rhythmic notation is shown below the staffs.

16



6-measure guitar TAB system. The top staff (TAB) contains fret numbers: 2-0, 2-0-2-3-2-0, 2-0-3-0-5-0, 0-7, 0-7, 0-7. The middle staff (TAB) contains fret numbers: 3-3-3-3, 0-3-2, 0, 0, 0, 0. The bottom staff (TAB) contains fret numbers: 3, 7, 5, 3. Rhythmic notation is shown below the staffs.

22





4-measure guitar TAB system. The top staff (TAB) contains fret numbers: 0, 0, 3-2, 2-0. The middle staff (TAB) contains fret numbers: 0, 0, 0, 0. The bottom staff (TAB) contains fret numbers: 2, 2, 2, 2. Rhythmic notation is shown below the staffs.





# CXXI

04.06.2016



# CXXI

04.06.2016

9 9 9 7 | 7 5 5 3 | 3 2 2 | 2 4 5 | 4 2 2 3 | 3 2

T 10 10 | 8 4 | 4 0 | 0 0 | 0 0 | 2 2

A 0 8 | 6 6 | 2 1 0 | 0 0 | 0 0 | 0 0

B 9 9 | 0 5 | 3 0 | 1 4 5 | 2 0 | 0 0

2 2 | 2 2 | 2 2 | 2 2 | 2 2 | 2 2

7

2 0 2 3 5 3 2 0 | 7 8 7 5 3 5 2 | 3 2 0 5 | 7 8 7 5 3 5 2 | 2 2 5

T 0 0 | 0 3 | 0 0 | 0 3 | 3 3

A 0 0 | 0 0 | 0 0 | 0 0 | 0 0

B 0 0 | 0 0 | 0 0 | 0 0 | 0 0

12

5 5 9 | 7 10 7 | 10 10 | 9 7 | VII 7

T 3 3 | 8 7 8 | 7 8 | 7 8 | 7 7

A 3 3 | 0 8 8 | 8 8 | 8 8 | 8 8

B 0 0 | 0 8 9 | 9 9 | 9 9 | 9 7



# CXXII

05.06.2016

6=D

8

This system contains measures 1 through 7. It begins with a treble clef, a key signature of two sharps (F# and C#), and a common time signature. The melody starts on a half note G4, followed by quarter notes A4, B4, and C5. The bass line consists of a half note G3, followed by quarter notes F3, E3, and D3. Measures 2-4 continue with similar rhythmic patterns. Measure 5 features a complex chordal texture with sixteenth notes in the upper voice and quarter notes in the lower voice. Measure 6 has a similar texture. Measure 7 concludes with a final chord of G4, B4, and C5 in the upper voice and G3, F3, and E3 in the lower voice.

8

8

This system contains measures 8 through 13. Measure 8 starts with a treble clef, a key signature of two sharps, and a common time signature. The melody begins with a half note G4, followed by quarter notes A4, B4, and C5. The bass line has a half note G3, followed by quarter notes F3, E3, and D3. Measures 9-11 continue with similar rhythmic patterns. Measure 12 features a complex chordal texture with sixteenth notes in the upper voice and quarter notes in the lower voice. Measure 13 concludes with a final chord of G4, B4, and C5 in the upper voice and G3, F3, and E3 in the lower voice.

14

8

This system contains measures 14 through 17. Measure 14 starts with a treble clef, a key signature of two sharps, and a common time signature. The melody begins with a half note G4, followed by quarter notes A4, B4, and C5. The bass line has a half note G3, followed by quarter notes F3, E3, and D3. Measures 15-16 continue with similar rhythmic patterns. Measure 17 concludes with a final chord of G4, B4, and C5 in the upper voice and G3, F3, and E3 in the lower voice.

# CXXII

05.06.2016

6=D

A guitar TAB for a measure labeled "6=D". It consists of six horizontal lines representing the strings. The notes are: E4 (open), D4 (open), G3 (open), G3 (open), B2 (open), and D3 (open). The fret numbers are: 5, 7, 8, 7, 5, 5, 7, 8, 10, 10, 8, 8, 7, 7, 9, 9. The TAB is written as: TAB 8 7 5 | 8 7 | 0 0 0 | 5 5 7 | 8 10 10 | 0 0 0 | 8 8 7 | 7 9 9.

9





A guitar TAB for a measure labeled "9". It consists of six horizontal lines representing the strings. The notes are: E4 (open), D4 (open), G3 (open), G3 (open), B2 (open), and D3 (open). The fret numbers are: 5, 7, 8, 7, 0, 1, 0, 1, 3, 0, 0, 2, 3, 0, 1, 2, 3, 5, 7, 10, 8, 7. The TAB is written as: TAB 5 7 8 7 | 0 0 | 1 0 1 3 | 0 0 2 | 3 3 3 | 0 0 0 | 2 3 5 7 | 10 8 7.

16

A guitar TAB for a measure labeled "16". It consists of six horizontal lines representing the strings. The notes are: E4 (open), D4 (open), G3 (open), G3 (open), B2 (open), and D3 (open). The fret numbers are: 10, 7, 8, 0, 0, 0. The TAB is written as: TAB 10 7 8 0 0 0.

# CXXIII

05.06.2016



# CXXIII

05.06.2016

TAB notation for the first system, measures 1-3. The notation is as follows:

|   |       |       |       |     |   |
|---|-------|-------|-------|-----|---|
| 0 | 0-0-0 | 0-0-0 | 0-2-3 | 2-0 | 2 |
| 0 | 1-1-1 | 0-0-0 | 1     |     |   |
| 1 |       |       | 2     |     |   |
| 2 |       |       |       |     |   |

The diagram below shows the fretboard for these measures. Measure 1 has an open string (0) on the high E string and frets 1, 1, 1 on the G, A, and B strings. Measure 2 has an open string (0) on the high E string and frets 0, 0, 0 on the G, A, and B strings. Measure 3 has frets 0, 2, 3 on the high E string, fret 2 on the G string, and an open string (0) on the B string.

TAB notation for the second system, measures 4-6. The notation is as follows:

|   |       |         |     |       |       |
|---|-------|---------|-----|-------|-------|
| 2 | 2-2-2 | 3-2-0-0 | 0-0 |       |       |
| 0 | 0-0-0 | 0-0-0   | 0-0 | 0-0-0 | 0-0-0 |
| 0 |       | 1       | 3-2 |       |       |
| 1 | 2-2-2 | 0       | 2   | 2-3   |       |
| B |       |         |     |       |       |

The diagram below shows the fretboard for these measures. Measure 4 has frets 2, 2, 2 on the high E string and frets 0, 0, 0 on the G, A, and B strings. Measure 5 has frets 3, 2, 0, 0 on the high E string, fret 1 on the G string, and frets 3, 2 on the A and B strings. Measure 6 has frets 2, 3 on the high E string and frets 2, 3 on the G and A strings.

TAB notation for the third system, measures 7-10. The notation is as follows:

|       |       |       |       |      |   |   |          |
|-------|-------|-------|-------|------|---|---|----------|
| 0-0-0 | 0-0-0 | 0-0-0 | 0-0-0 | 10-9 | 9 | 7 | 10-9-9-9 |
|       |       |       |       | 0    | 0 | 0 | 0        |
|       |       |       |       |      |   |   |          |
|       |       |       |       |      |   |   |          |
|       |       |       |       |      |   |   |          |
|       |       |       |       |      |   |   |          |
|       |       |       |       |      |   |   |          |
|       |       |       |       |      |   |   |          |
|       |       |       |       |      |   |   |          |
|       |       |       |       |      |   |   |          |

The diagram below shows the fretboard for these measures. Measure 7 has frets 7 and 6 on the high E string and frets 10 and 9 on the G string. Measure 8 has frets 10 and 9 on the high E string and frets 9 and 9 on the G and A strings. Measure 9 has frets 9 and 9 on the high E string and frets 9 and 7 on the G and A strings. Measure 10 has frets 10, 9, 9, 9 on the high E string and frets 9 and 9 on the G and A strings.

TAB notation for the fourth system, measure 13. The notation is as follows:

|   |   |
|---|---|
| 9 |   |
| 9 |   |
| 0 |   |
| 9 | 2 |

Plukkehand krysses over

The diagram below shows the fretboard for measure 13. The high E string has frets 9 and 9. The G string has fret 0. The A string has fret 9. The B string has fret 2. The instruction 'Plukkehand krysses over' indicates that the picking hand crosses over the strings.

# CXXIV

09.06.2016

Musical staff 1: Treble clef, key signature of two sharps (F# and C#), 8/8 time signature. The staff contains a sequence of notes and rests, including a dotted quarter note followed by an eighth rest, and a final quarter note with a flat (Bb).

Musical staff 2: Treble clef, key signature of two sharps, 8/8 time signature. The staff contains a sequence of notes and rests, including a dotted quarter note followed by an eighth rest, and a final quarter note with a flat (Bb).

Musical staff 3: Treble clef, key signature of two sharps, 8/8 time signature. The staff contains a sequence of notes and rests, including a dotted quarter note followed by an eighth rest, and a final quarter note with a flat (Bb).

Musical staff 4: Treble clef, key signature of two sharps, 8/8 time signature. The staff contains a sequence of notes and rests, including a dotted quarter note followed by an eighth rest, and a final quarter note with a flat (Bb).

Musical staff 5: Treble clef, key signature of two sharps, 8/8 time signature. The staff contains a sequence of notes and rests, including a dotted quarter note followed by an eighth rest, and a final quarter note with a flat (Bb).

# CXXIV

09.06.2016

2-3-2-0

0-0-3-2-3 | 0-2-3-2-0-2-3-2 | 2-3-0-2-0-2

0-0-3-2-3 | 0-0-4-0-0-3-2

T  
A  
B

2

4

0-2-3-0-2-3-0-2-0

0-2-3-3-2 | 2-3-2-0-0-0 | 0-0-3-3-2-0-4 | 0-0-2-0-2

0-0-4-0-0-3-2-0-4 | 0-0-2-0-2

T  
A  
B

2

8

3-2-0-2-0-0-0

0-3-3-2 | 2-2-10-9-7-5-3 | 2-0-2-3-2-0-2-3-5-3-2

0-0-4-0-0-0-0-0-0-0

T  
A  
B

2

11

2-3-2-0

0-3-2 | 3-2-3-0-3-2-0-0-2-0-0

0-0-3-3-2 | 2-0-2-2-0-2

0-0-3-3-2 | 0-0-0-0-2

T  
A  
B

2

# CXXV

11.06.2016

Musical score for CXXV, measures 1-19. The score is written in treble clef with a key signature of two sharps (F# and C#) and a common time signature (C). The piece begins with a piano (p) dynamic. The first system (measures 1-4) features a melodic line in the right hand and a bass line in the left hand. The second system (measures 5-8) continues the melodic and bass lines. The third system (measures 9-10) is marked with a repeat sign. The fourth system (measures 11-12) features a dense texture with many beamed notes. The fifth system (measures 13-14) is marked with a decrescendo hairpin and the instruction "Demp". The sixth system (measures 15-16) is marked with a crescendo hairpin and the instruction "Rasg.". The seventh system (measures 17-19) concludes with a final chord and a double bar line.

# CXXV

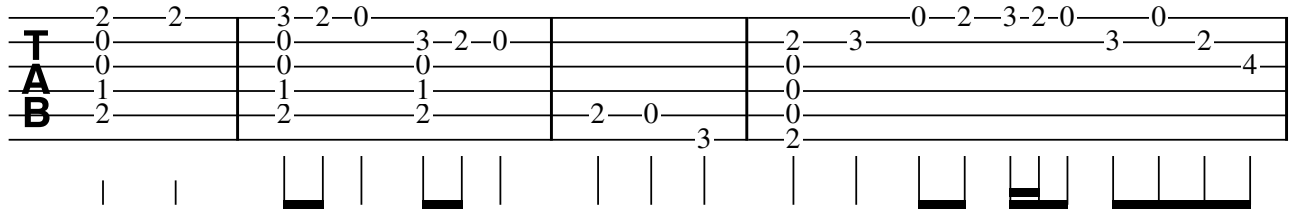
11.06.2016

2 2 3 2 0 0 3 2 0 2 3 0 2 3 2 0 0 0

T 0 0 0 2 3 0 3 0 2 4

A 0 0 0 0 0 0 0 0 0 0

B 1 1 1 2 0 3 2



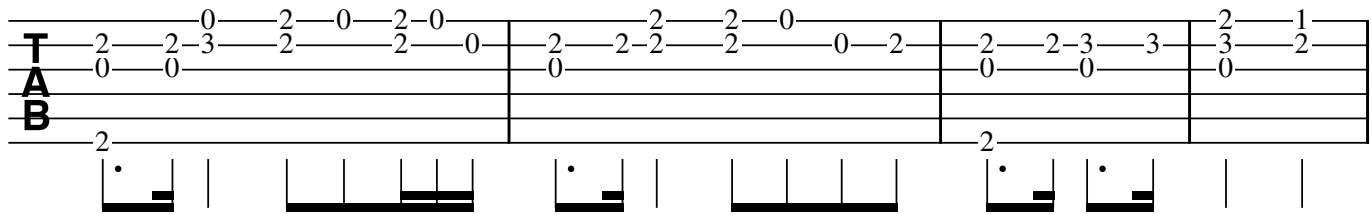
5

0 2 0 2 0 2 2 0 2 2 3 3 2 1

T 2 2 3 2 2 0 2 2 2 2 0 2 2 3 3 3 2

A 0 0 0 0 0 0 0 0 0 0 0 0 0 0 0 0

B 2 2



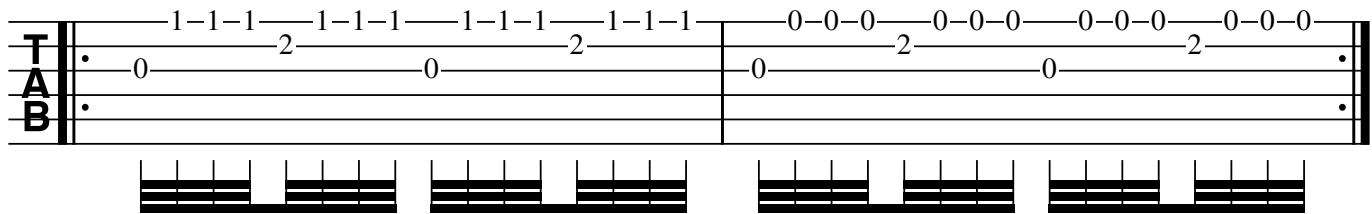
9

1 1 1 1 1 1 1 1 0 0 0 0 0 0 0 0 0 0

T 0 2 0 2 0 2 0 2 0 2 0 2 0 2 0 2 0 2

A 0 0 0 0 0 0 0 0 0 0 0 0 0 0 0 0 0 0

B 0 0 0 0 0 0 0 0 0 0 0 0 0 0 0 0 0 0



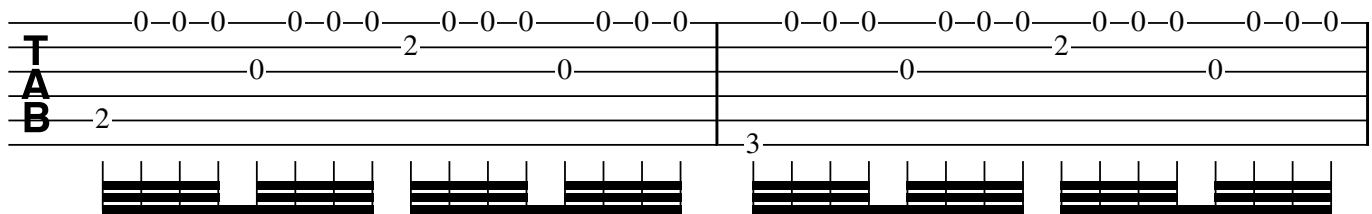
11

0 0 0 0 0 0 0 0 0 0 0 0 0 0 0 0 0 0

T 0 2 0 2 0 2 0 2 0 2 0 2 0 2 0 2 0 2

A 0 0 0 0 0 0 0 0 0 0 0 0 0 0 0 0 0 0

B 2 2 3



13

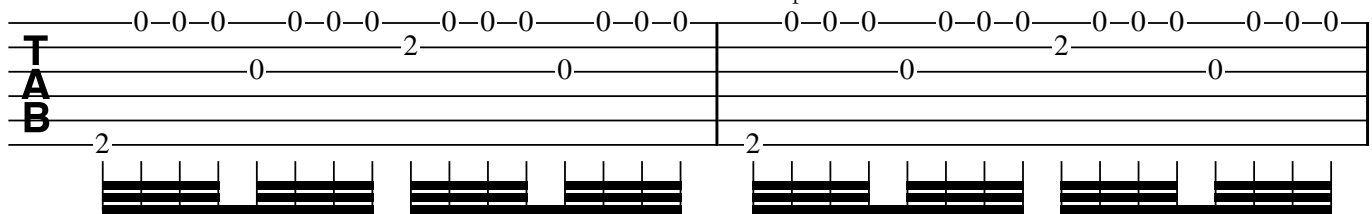
0 0 0 0 0 0 0 0 0 0 0 0 0 0 0 0 0 0

T 0 2 0 2 0 2 0 2 0 2 0 2 0 2 0 2 0 2

A 0 0 0 0 0 0 0 0 0 0 0 0 0 0 0 0 0 0

B 2 2

Demp.....



15

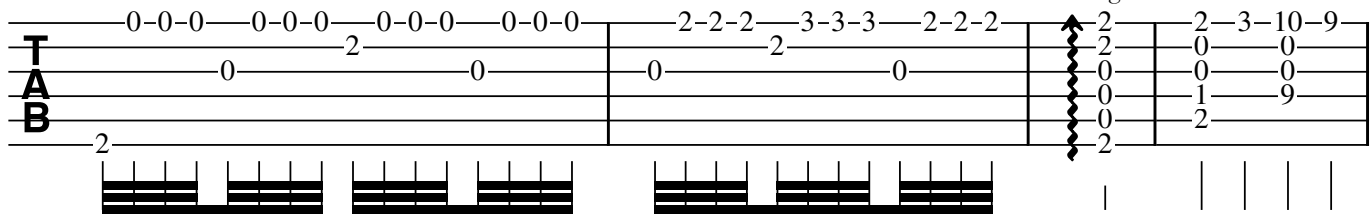
0 0 0 0 0 0 0 0 2 2 2 3 3 3 2 2 2 2 3 10 9

T 0 2 0 2 0 2 0 2 2 2 2 3 3 3 2 2 2 2 2 3 10 9

A 0 0 0 0 0 0 0 0 0 0 0 0 0 0 0 0 0 0 0 0 0 0

B 2 2

Rasg.





2

19

VII

|          |   |    |   |
|----------|---|----|---|
|          | 9 |    | 7 |
| <b>T</b> | 0 | 11 | 7 |
| <b>A</b> | 0 |    | 9 |
|          | 8 |    | 9 |
| <b>B</b> | 9 |    | 9 |
|          |   |    | 7 |

| | |

# CXXVI

12.06.2016

Musical staff 1: Treble clef, key signature of two sharps (F# and C#), 8/8 time signature. The staff contains a sequence of notes and chords, including a prominent bass line with a double bar line and a fermata.

Musical staff 2: Treble clef, key signature of two sharps, 8/8 time signature. The staff contains notes and chords, with a double bar line and fermata. Chord labels "Harm12" and "H7" are present above the staff.

Musical staff 3: Treble clef, key signature of two sharps, 8/8 time signature. The staff contains notes and chords, with a double bar line and fermata. A chord label "Harm12" is present above the staff.

# CXXVI

12.06.2016

2-2-0 | 2-0-0 | 2-2-4 | 5-4 | 5-4-9 | 10-10-9

**T** 0 4 | 2-0-0 | 0 | 0 | 0 | 0

**A** 0 | 0-4 | 0 | 0 | 0 | 0

**B** 1 | 1 | 1 | 4-2-4 | 4 | 9

2 | 2 | 2 | | | |

7

9-11-12 | Harm12 | H7 | 10-9-7-5-3-2 | 2-2-0 | 2-0-2-3

**T** 0 0 0 | 0 0 | | | 0 4 | 0

**A** 0 0 0 | 0 | | | 0 | 0

**B** 8 9 | | | | 1 2 | 1 2

| | | | | | | | | | |

11

3-2-2-0 | Harm12 | 2

**T** 0 2 | | | 0

**A** 1 0 | 0 | 2 | 0

**B** | | | 2-0 | 2

| | | | | | |

# CXXVII

13.06.2016

Grave 8

Langsomt

4 8

6 8

8 8

Rasg.

Aksellerert til ~

14 8

16 8

Hurtig

18 8

Detailed description: The score is written in treble clef with a key signature of two sharps (F# and C#). It begins with a 'Grave' tempo marking and a time signature of 8. The first system shows a sparse texture with long note values. The second system, marked 'Langsomt', features a more active texture with eighth notes and rests. The third system continues this texture. The fourth system, marked 'Rasg.', shows a change in texture with more frequent notes and rests. The fifth system, marked 'Aksellerert til ~', shows a significant increase in note density. The sixth system, marked 'Hurtig', continues the fast, dense texture. The seventh system shows a return to a more active but slightly less dense texture. The eighth system continues this texture. The score is divided into systems by bar lines, with measure numbers 4, 6, 8, 14, 16, and 18 indicated at the start of their respective systems.

2

20

8

Musical notation for measures 20-21. The piece is in treble clef with a key signature of two sharps (F# and C#). Measure 20 features a rhythmic pattern of eighth notes in the right hand and a bass line of eighth notes in the left hand. Measure 21 continues this pattern with a slight variation in the bass line.

22

A tempo  
Rasg.

8

Musical notation for measures 22-23. Measure 22 continues the rhythmic pattern from the previous measures. Measure 23 begins with a wavy line indicating a trill or tremolo on the first note, followed by a melodic phrase in the right hand and a bass line in the left hand. The piece concludes with a final chord in the left hand.

# CXXVII

13.06.2016

Langsomt

TAB notation for measures 1-4. Measure 1: 10-10-9 | 9-9-6 | 7-7 | 8-8-8-8-8-8-8-8-8-8-8-8. Measure 2: 0-0-0 | 0-0-0 | 0-0-0 | 0-0-0-0-0-0-0-0-0-0-0-0. Measure 3: 9-8-9 | 8-7-7 | 5-5 | 7-7-7-7-7-7-7-7-7-7-7-7.

Grave

5

TAB notation for measures 5-6. Measure 5: 8-8-8-8-8-8-8-8-8-8-8-8 | 7-7-7-7-7-7-7-7-7-7-7-7. Measure 6: 0-0-0-0-0-0-0-0-0-0-0-0 | 0-0-0-0-0-0-0-0-0-0-0-0.

7

Rasg.

TAB notation for measures 7-12. Measure 7: 7-7-7-7-7-7-7-7-7-7-7-7 | 9-9-9-9-9-9-9-9-9-9-9-9. Measure 8: 0-0-0-0-0-0-0-0-0-0-0-0 | 7-7-7-7-7-7-7-7-7-7-7-7. Measure 9: 5-5-5-5-5-5-5-5-5-5-5-5 | 0-0-0-0-0-0-0-0-0-0-0-0. Measure 10: 7-7-7-7-7-7-7-7-7-7-7-7 | 0-0-0-0-0-0-0-0-0-0-0-0. Measure 11: 7-7-7-7-7-7-7-7-7-7-7-7 | 0-0-0-0-0-0-0-0-0-0-0-0. Measure 12: 7-7-7-7-7-7-7-7-7-7-7-7 | 0-0-0-0-0-0-0-0-0-0-0-0.

13 Aksellerert til ~

TAB notation for measures 13-14. Measure 13: 0-0-0-0-0-0-0-0-0-0-0-0 | 0-0-0-0-0-0-0-0-0-0-0-0. Measure 14: 0-0-0-0-0-0-0-0-0-0-0-0 | 0-0-0-0-0-0-0-0-0-0-0-0.

15

TAB notation for measures 15-16. Measure 15: 0-0-0-0-0-0-0-0-0-0-0-0 | 7-7-7-7-7-7-7-7-7-7-7-7. Measure 16: 0-0-0-0-0-0-0-0-0-0-0-0 | 0-0-0-0-0-0-0-0-0-0-0-0.

17 Hurtig

TAB notation for measures 17-18. Measure 17: 7-7-7-7-7-7-7-7-7-7-7-7 | 8-8-8-8-8-8-8-8-8-8-8-8. Measure 18: 0-0-0-0-0-0-0-0-0-0-0-0 | 0-0-0-0-0-0-0-0-0-0-0-0.

2

19

TAB

9-9-9—9-9-9—9-9-9—9-9-9 | 10-10-10—10-10-10—10-10-10—10-10-10 |

0—0—0—0 | 0—0—0—0 |

7—7 |

21

TAB

10-10-10—10-10-10—10-10-10—10-10-10 | 10-10-10—10-10-10—10-10-10—10-10-10 |

0—0—0—0 | 0—0—0—0 |

9—9 |

23

A tempo  
Rasg.

TAB

10—10—9—9—9—6—7 |

0—0—0—0—0—0—0 |

9—9—9—8—6—7 |

# CXXVIII

18.06.2016

The first system of musical notation consists of four measures. It begins with a treble clef, a key signature of two sharps (F# and C#), and a common time signature (C). The first measure contains a whole note chord with notes G4, A4, B4, and C5. The second measure contains a half note G4, a quarter note A4, and a quarter note B4. The third measure contains a half note A4, a quarter note G4, and a quarter note F#4. The fourth measure contains a half note G4, a quarter note A4, and a quarter note B4.

The second system of musical notation consists of four measures, starting at measure 5. It begins with a treble clef, a key signature of two sharps (F# and C#), and a common time signature (C). The first measure contains a whole note chord with notes G4, A4, B4, and C5. The second measure contains a half note G4, a quarter note A4, and a quarter note B4. The third measure contains a half note A4, a quarter note G4, and a quarter note F#4. The fourth measure contains a half note G4, a quarter note A4, and a quarter note B4.

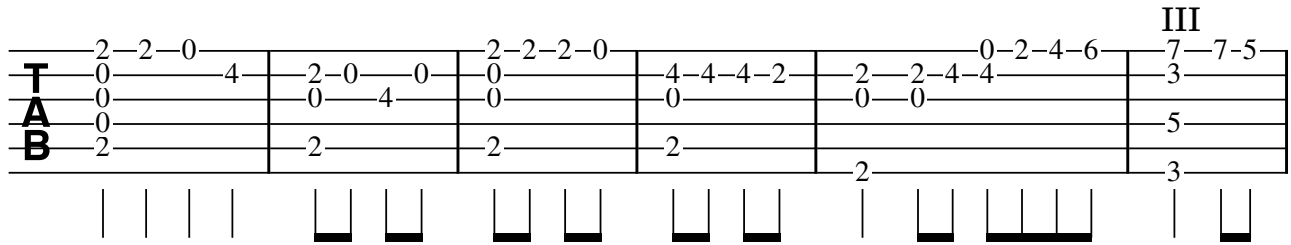
The third system of musical notation consists of four measures, starting at measure 12. It begins with a treble clef, a key signature of two sharps (F# and C#), and a common time signature (C). The first measure contains a whole note chord with notes G4, A4, B4, and C5. The second measure contains a half note G4, a quarter note A4, and a quarter note B4. The third measure contains a half note A4, a quarter note G4, and a quarter note F#4. The fourth measure contains a half note G4, a quarter note A4, and a quarter note B4.



# CXXVIII

18.06.2016

III



2-2-0 | 2-0-0 | 2-2-2-0 | 4-4-4-2 | 2-2-4-4 | 0-2-4-6 | 7-7-5

TAB

0 | 0 | 0 | 0 | 0 | 0 | 3

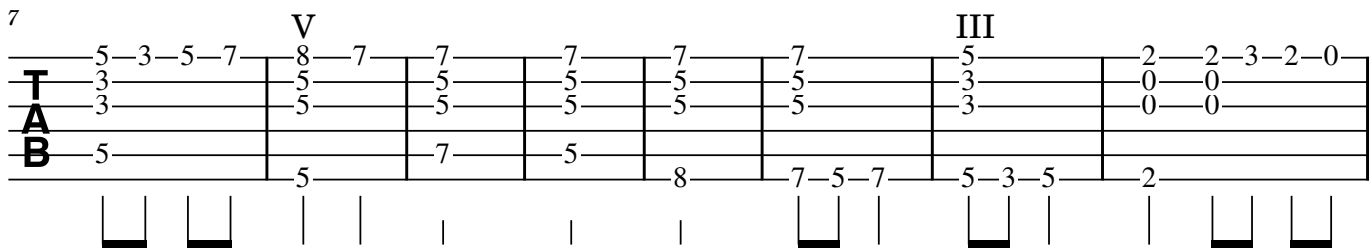
0 | 0 | 0 | 0 | 0 | 0 | 5

2 | 2 | 2 | 2 | 2 | 2 | 3

Diagram showing guitar tablature for the first system, measures 1-6. The top line contains fret numbers: 2-2-0, 2-0-0, 2-2-2-0, 4-4-4-2, 2-2-4-4, 0-2-4-6, 7-7-5. The letters 'T', 'A', and 'B' are stacked vertically on the left. Below the lines are vertical bar lines and horizontal bars representing fretted notes.

7

V III



5-3-5-7 | 8-7-7-7-7-7 | 5-2-2-3-2-0

TAB


3 | 5 | 5 | 5 | 5 | 5 | 3 | 0 | 0

3 | 5 | 5 | 5 | 5 | 5 | 3 | 0 | 0

5 | 5 | 7 | 5 | 8 | 7-5-7 | 5-3-5 | 2

Diagram showing guitar tablature for the second system, measures 7-14. The top line contains fret numbers: 5-3-5-7, 8-7-7-7-7-7, 5-2-2-3-2-0. The letters 'T', 'A', and 'B' are stacked vertically on the left. Above the first measure is a 'V' and above the eighth measure is an 'III'. Below the lines are vertical bar lines and horizontal bars representing fretted notes.

15



2-3-0-2-3-2-0 | 2-0-0 | 2-0-0

TAB

0 | 0 | 0 | 0 | 0 | 0 | 0 | 0 | 0

2 | 2 | 2 | 2 | 2 | 2 | 2 | 2 | 2

Diagram showing guitar tablature for the third system, measures 15-17. The top line contains fret numbers: 2-3-0-2-3-2-0, 2-0-0, 2-0-0. The letters 'T', 'A', and 'B' are stacked vertically on the left. Below the lines are vertical bar lines and horizontal bars representing fretted notes.

# CXXIX

20.06.2016

Rasg.

Musical notation for measures 8-14. The key signature is two sharps (F# and C#). Measure 8 starts with a treble clef and a bass clef. The notation includes a Rasg. (Rasga) ornament in measure 8, followed by a series of eighth and sixteenth notes in the treble clef and a bass line with eighth notes.

9

R. R.

Musical notation for measures 15-21. Measure 15 is marked with a '9'. The notation includes Rasga (R.) ornaments in measures 15 and 16, followed by a series of eighth and sixteenth notes in the treble clef and a bass line with eighth notes.

15

R.

Musical notation for measures 22-28. Measure 22 is marked with a '15'. The notation includes a Rasga (R.) ornament in measure 25, followed by a series of eighth and sixteenth notes in the treble clef and a bass line with eighth notes.

22

(Ekko)

*pp*

Musical notation for measures 29-35. Measure 29 is marked with a '22'. The notation includes a series of eighth and sixteenth notes in the treble clef and a bass line with eighth notes. The piece concludes with a double bar line and a piano (*pp*) dynamic marking.

# CXXIX

20.06.2016

Rasg.

T  
A  
B

9

T  
A  
B

15

T  
A  
B

22


T  
A  
B

(Ekko)

*pp*

# CXXX

22.06.2016



# CXXX

22.06.2016

2 2 0 0 0 2 3 3 2 0 2 2

TAB 0 0 0 0 0 0 4 0 0

1 1 1 3 2 1 1 0 0

2 2 2 2 2 2 2 1 1

B 0 3 2 0 0 2 0 2 0 2 1

7

2 2 2 3 3 3 2 2 3 3 8 7 5

TAB 0 0 0 0 0 0 0 0 0 0 0 0

1 1 1 1 0 0 0 0 0 0 0 0

2 2 2 1 1 1 1 1 1 1 1 1

B 2 0 2 2 2 0 2 1 1 1 1 1

12

7 5 3 5 3 5 7 7 7

TAB 0 0 0 0 0 0 0 0 0

0 0 0 0 0 0 6 6 6

B 0 0 0 0 0 0 7 7 7

# CXXXI

Sankthansaften 2016

Musical staff 1, starting at measure 1. The key signature is two sharps (F# and C#). The staff contains a series of chords and melodic lines, including a prominent eighth-note pattern in the right hand.

Musical staff 2, starting at measure 6. The key signature is two sharps. The staff continues the musical composition with various chordal textures and melodic fragments.

Musical staff 3, starting at measure 10. The key signature is two sharps. The staff features a mix of chords and moving lines, maintaining the piece's harmonic structure.

Musical staff 4, starting at measure 17. The key signature is two sharps. The staff includes a measure marked 'H12' at the end, indicating a specific harmonic or performance instruction.

Musical staff 5, starting at measure 22. The key signature is two sharps. This staff is characterized by a dense, rhythmic texture with many beamed notes.

Musical staff 6, starting at measure 25. The key signature is two sharps. The staff concludes with a final chord and a double bar line.

# CXXXI

Sankthansaften 2016

7 7 7 6 7 2 3 2 0 2 0 3 2 0 3 3 3 3 0 3 2 3 0

5 5 0 0 0 0 3 2 0 0 0 0 0 0 0 0 0 0 0 0 0

7 5 3 2 2 2 2

6

7 6 6 7 8 7 5 0 0 12 12 3 2 0 2

7 5 5 0 0 0 8 8 7 10 9 10 2 2 2 0 2 3 3 0

6 7 7 8 9 10 2 2

12

7 7 7 5 5 3 3 2 2 3 3 2 7 7 7 6 10 10

8 8 8 7 7 8 5 0 0 0 0 0 5 5 0 0 0 0

2 2 3 1 2 9

20

9 10 9 10 9 7 0 H12 2 3 2 0 0 2 3 5 0 2 3

0 10 9 7 7 7 5 0 0 3 2 3 0 0 0

9 7 7 0 0 0 0 0 0 0 0 0 0 0

24



2 0 0 2 0 0 2 0 0 0 0 0 0 0 0 0 0 0

3 2 3 3 3 2 2 0 4 0 0 0 0 0 0 0 0 0

2 2 3 2 3 5 7

# CXXXII

25.06.2016







# CXXXIII

27.06.2016

Musical staff 1, measures 1-5. Treble clef, key signature of two sharps (F# and C#), 8/8 time signature. The staff contains a complex melodic line with various rhythmic values and a bass line with chords and single notes.

Musical staff 2, measures 6-9. Treble clef, key signature of two sharps, 8/8 time signature. The staff continues the melodic and harmonic development from the previous staff.

Musical staff 3, measures 10-14. Treble clef, key signature of two sharps, 8/8 time signature. This staff features more complex rhythmic patterns and some tremolos in the bass line.

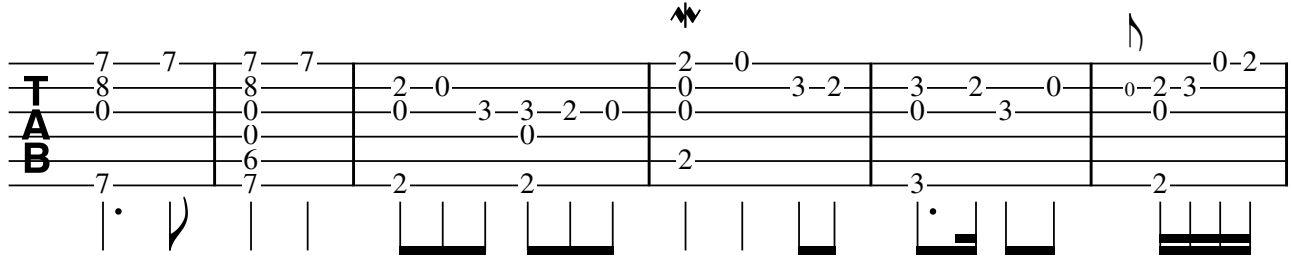
Musical staff 4, measures 15-18. Treble clef, key signature of two sharps, 8/8 time signature. The melodic line continues with eighth and sixteenth notes.

Musical staff 5, measures 19-25. Treble clef, key signature of two sharps, 8/8 time signature. This staff includes a prominent sixteenth-note run in the first measure.

Musical staff 6, measures 26-30. Treble clef, key signature of two sharps, 8/8 time signature. The piece concludes with a final cadence in the bass line.

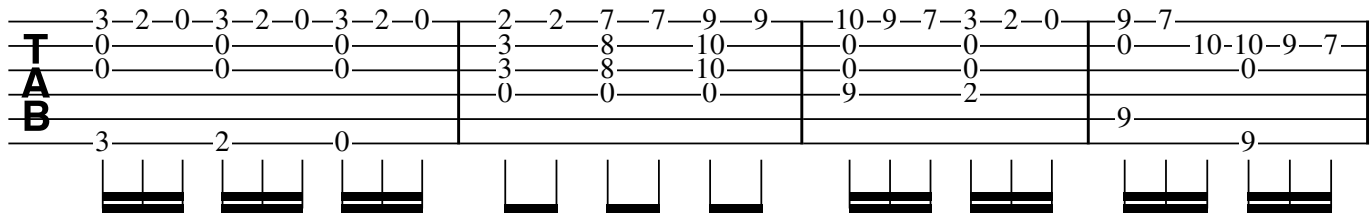
# CXXXIII

27.06.2016



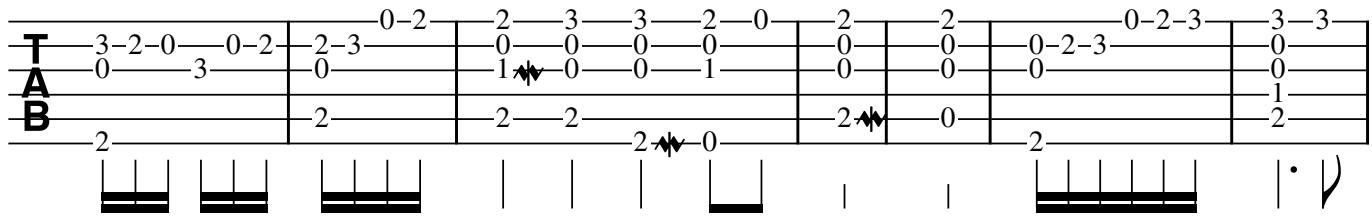
System 1: Measures 1-6. TAB notation on six strings. Measure 1: 7-7-7-7. Measure 2: 8-8. Measure 3: 2-0, 0-3-3-2-0. Measure 4: 2-0, 0-3-2. Measure 5: 3-2-0, 0-3. Measure 6: 0-2-3, 0-0. Includes a double bar line with a repeat sign and a fermata over the final measure.

6



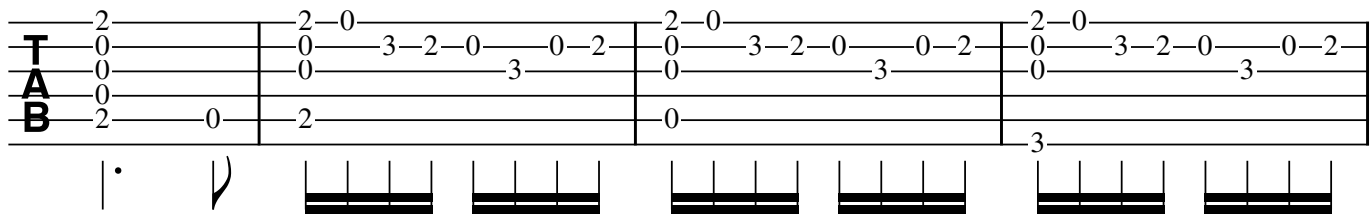
System 2: Measures 7-10. TAB notation on six strings. Measure 7: 3-2-0, 0-3-2-0, 0-3-2-0. Measure 8: 2-2-7-7-9-9, 3-8-10, 0-0-0. Measure 9: 10-9-7-3-2-0, 0-0, 0-0. Measure 10: 9-7, 0-10-10-9-7, 0-0. Includes a double bar line with a repeat sign and a fermata over the final measure.

10



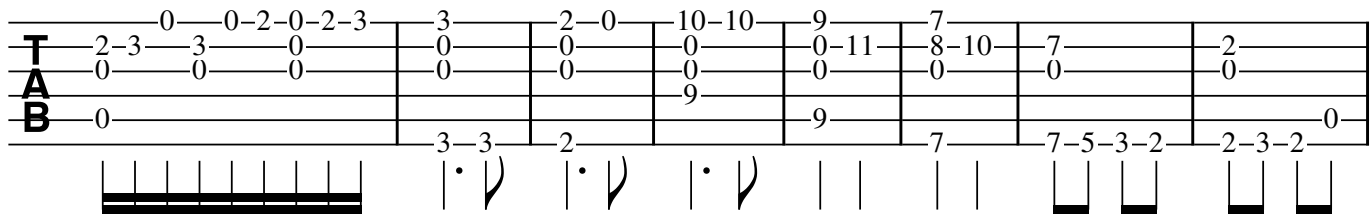
System 3: Measures 11-14. TAB notation on six strings. Measure 11: 3-2-0, 0-2, 0-3, 0-2-3. Measure 12: 0-2, 2-3, 0-0, 0-0, 1-0, 0-1. Measure 13: 2-3, 3-2-0, 2-2, 2-0, 2-0, 0-2-3. Measure 14: 0-2-3, 0-0, 3-3, 0-0, 1-0, 2. Includes a double bar line with a repeat sign and a fermata over the final measure.

15



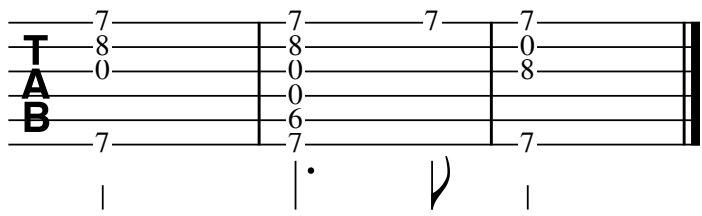
System 4: Measures 15-18. TAB notation on six strings. Measure 15: 2-0, 0-3-2-0, 0-0-2, 0-3. Measure 16: 2-0, 0-3-2-0, 0-0-2, 0-3. Measure 17: 2-0, 0-3-2-0, 0-0-2, 0-3. Measure 18: 2-0, 0-3-2-0, 0-0-2, 0-3. Includes a double bar line with a repeat sign and a fermata over the final measure.

19



System 5: Measures 19-26. TAB notation on six strings. Measure 19: 0-0-2-0-2-3, 2-3, 3-0, 0-0, 0-0, 0-0, 10-10, 9-7, 0-11, 8-10, 7-0, 2-0. Measure 20: 0-0, 0-0, 0-0, 9-9, 0-0, 0-0, 0-0, 0-0, 0-0, 0-0. Measure 21: 0-0, 0-0, 0-0, 9-9, 0-0, 0-0, 0-0, 0-0, 0-0, 0-0. Measure 22: 0-0, 0-0, 0-0, 9-9, 0-0, 0-0, 0-0, 0-0, 0-0, 0-0. Measure 23: 0-0, 0-0, 0-0, 9-9, 0-0, 0-0, 0-0, 0-0, 0-0, 0-0. Measure 24: 0-0, 0-0, 0-0, 9-9, 0-0, 0-0, 0-0, 0-0, 0-0, 0-0. Measure 25: 0-0, 0-0, 0-0, 9-9, 0-0, 0-0, 0-0, 0-0, 0-0, 0-0. Measure 26: 0-0, 0-0, 0-0, 9-9, 0-0, 0-0, 0-0, 0-0, 0-0, 0-0. Includes a double bar line with a repeat sign and a fermata over the final measure.

27



System 6: Measures 27-29. TAB notation on six strings. Measure 27: 7-7-7-7. Measure 28: 7-7-7-7. Measure 29: 7-7-7-7. Includes a double bar line with a repeat sign and a fermata over the final measure.

# CXXXIV

28.06.2016

Musical staff 1: Treble clef, key signature of two sharps (F# and C#), 8/8 time signature. The staff contains a sequence of notes and rests, including a triplet of eighth notes in the final measure.

Musical staff 2: Treble clef, key signature of two sharps, 8/8 time signature. The staff contains a sequence of notes and rests, including a triplet of eighth notes in the final measure.

Musical staff 3: Treble clef, key signature of two sharps, 8/8 time signature. The staff contains a sequence of notes and rests, including a triplet of eighth notes in the final measure. The label "Harm12" is written above the staff at two points.

Musical staff 4: Treble clef, key signature of two sharps, 8/8 time signature. The staff contains a sequence of notes and rests, including a triplet of eighth notes in the final measure.

Musical staff 5: Treble clef, key signature of two sharps, 8/8 time signature. The staff contains a sequence of notes and rests, including a triplet of eighth notes in the final measure.

Musical staff 6: Treble clef, key signature of two sharps, 8/8 time signature. The staff contains a sequence of notes and rests, including a triplet of eighth notes in the final measure.

# CXXXIV

28.06.2016

4

TAB

4

TAB

7

TAB

11

TAB

13

TAB


17

II

TAB

# CXXXV

12.07.2016



# CXXXV

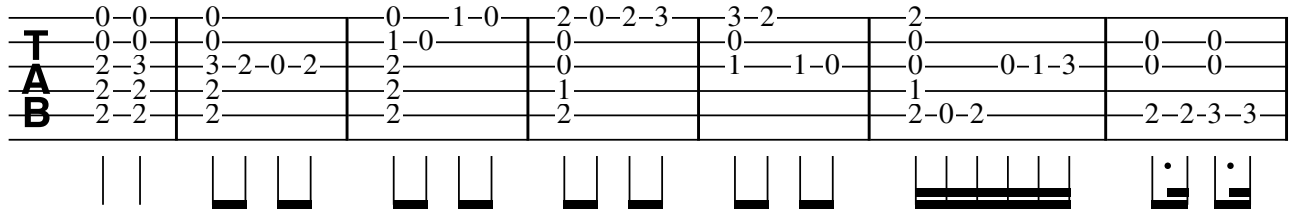
12.07.2016

0-0-0-0-1-0-2-0-2-3-3-2-2-0-0-0-0

**T** 0-0-0-1-0-0-0-0-0-0-0-0-0-0-0-0

**A** 2-3-3-2-0-2-2-0-0-1-1-0-0-0-1-3-0-0

**B** 2-2-2-2-2-2-2-1-2-2-2-0-2-2-2-3-3



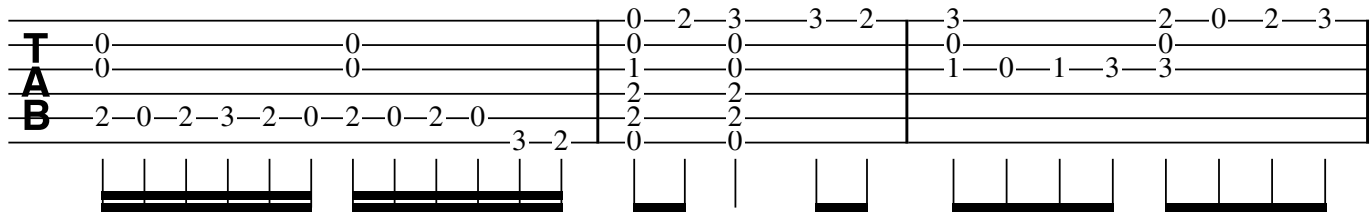
8

0-2-3-3-2-3-2-0-2-3

**T** 0-0-0-0-0-0-0-0-0-0-0-0-0-0-0-0

**A** 0-0-1-0-1-3-3-0-0-0-0-0-0-0-0-0

**B** 2-0-2-3-2-0-2-0-2-0-3-2-2-2-2-0-0



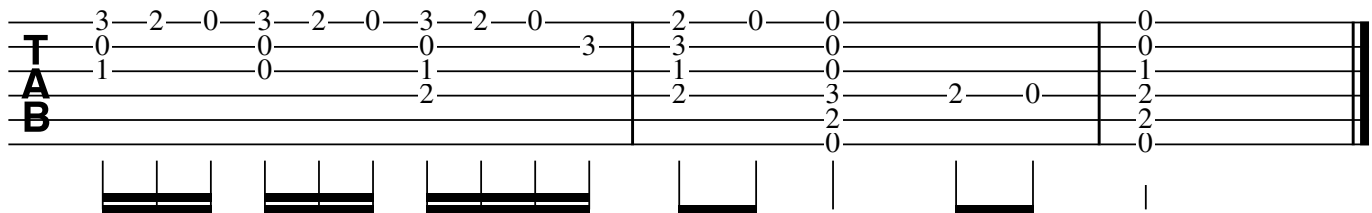
11

3-2-0-3-2-0-3-2-0-2-0-0-0-0-0-0-0

**T** 0-0-0-0-0-0-0-0-0-0-0-0-0-0-0-0

**A** 1-0-0-1-2-2-2-3-2-0-2-2-2-2-2-2

**B** 1-0-2-2-2-3-2-0-2-2-2-2-2-2-2-2



# CXXXVI

13.07.2016

Allegro

Musical staff 1, measures 1-5. Treble clef, key signature of three sharps (F#, C#, G#), 8/8 time signature. The staff contains a melodic line with eighth notes and a bass line with chords.

Musical staff 2, measures 6-9. Treble clef, key signature of three sharps, 8/8 time signature. Continuation of the melodic and bass lines from the previous staff.

Musical staff 3, measures 10-13. Treble clef, key signature of three sharps, 8/8 time signature. The tempo marking "Adagio" is placed above the staff at the beginning of measure 10.

Musical staff 4, measures 14-20. Treble clef, key signature of three sharps, 8/8 time signature. The music features a mix of eighth and sixteenth notes.

Musical staff 5, measures 21-26. Treble clef, key signature of three sharps, 8/8 time signature. Continuation of the musical material.

Allegro

Musical staff 6, measures 27-31. Treble clef, key signature of three sharps, 8/8 time signature. The tempo marking "Allegro" is placed above the staff at the beginning of measure 27.

Musical staff 7, measures 32-35. Treble clef, key signature of three sharps, 8/8 time signature. Continuation of the musical material.



2

36

Musical score for a piano piece, measures 36-41. The score is written on a grand staff with a treble clef on the upper staff and a bass clef on the lower staff. The key signature is three sharps (F#, C#, G#). The time signature is 8/8, indicated by the number '8' below the treble clef. The piece concludes with a double bar line and repeat dots at the end of the final measure.

Measure 36: Treble clef, key signature of three sharps. The melody begins with a quarter note G4, followed by quarter notes A4, B4, and C5. The bass line has a whole note G3.

Measure 37: Treble clef. The melody continues with quarter notes D5, E5, and F#5. The bass line has a whole note G3.

Measure 38: Treble clef. The melody continues with quarter notes G5, A5, and B5. The bass line has a whole note G3.

Measure 39: Treble clef. The melody continues with quarter notes C6, B5, and A5. The bass line has a whole note G3.

Measure 40: Treble clef. The melody continues with quarter notes G5, F#5, and E5. The bass line has a whole note G3.

Measure 41: Treble clef. The melody continues with quarter notes D5, C5, and B4. The bass line has a whole note G3. The piece concludes with a double bar line and repeat dots.

# CXXXVI

13.07.2016

Allegro

TAB

2-2-2-0 | 4 | 2-0-2-4 | 0-2 | 2-2-2-0 | 4 | 0-0-0 | 4-2 | 4

0 | 0 | 0 | 0 | 0 | 3 | 2 | 5

1 | 1 | 1 | 1 | 1 | 2 | 2 | 4

2 | 0 | 2 | 0 | 0 | 0 | 0 | 2

Diagram showing fret positions for the first system of guitar TAB.

6

TAB

7-7-5-4-2-4-5-4-2-0 | 12-12 | 5-5 | 12-11-9-7-9-7-5-4 | 4-5-7-7

0 | 0 | 0 | 0

Diagram showing fret positions for the second system of guitar TAB.

10

Adagio

TAB

2-4-5-5 | 2-0 | 0-4-2-4-2-4 || 0-0-2 | 3-2-0 | 2-0 | 2

0 | 0 | 0 | 0 | 0 | 0 | 0 | 0 | 0 | 0

0 | 1 | 0 | 0 | 0 | 0 | 0 | 0 | 0 | 0

2 | 2 | 2 | 2 | 2 | 2 | 3 | 2

Diagram showing fret positions for the third system of guitar TAB.

16

TAB

2 | 2 | 0-2 | 2-3-2-0 | 2-0-2-3-2-0 | 10-9-7

0 | 0 | 0-1-3 | 0-3 | 0 | 3-2-3 | 0 | 3-2 | 0-11

0 | 0 | 0 | 0 | 0 | 0 | 0 | 9

3 | 2 | 2 | 2 | 2

Diagram showing fret positions for the fourth system of guitar TAB.

23

VII III II

Allegro

TAB

9-7 | 7-3 | 2 | 0 | 2-2-2-0 | 0-2

0 | 11 | 7-3 | 2 | 2-3 | 3-2-3 | 0 | 4 | 2-0-2-4

8 | 4 | 3-2-3-5 | 0 | 0 | 0 | 1

9 | 7-3 | 2 | 2 | 2 | 2 | 0

Diagram showing fret positions for the fifth system of guitar TAB.

30

TAB

2-2-2-0 | 0-0-0 | 2 | 7-7-5-4-2-4-5-4-2-0 | 12-12 | 5-5

0 | 4 | 2 | 4-2 | 4 | 0 | 0

0 | 3 | 3 | 5 | 5 | 0

1 | 2 | 2 | 4 | 4 | 0

2 | 0 | 2 | 0

Diagram showing fret positions for the sixth system of guitar TAB.

2

35

**T  
A  
B**

12-11-9-7-9-7-5-4 | 4-5-7-7 | 2-4-5-5 | 2-0 | 0-0-0-0 | 0

0 | 4-2-4-4-4-2-4 | 0

0

2

0

0

# CXXXVII

16.07.2016

6=D

8

8

14

20



# CXXXVIII

18.07.2016

8

Harm12 Harm12 Harm5

7

8

11

8

Harm7 Harm7 Harm9

# CXXXVIII

18.07.2016

3-3-3-3 | 2-0-2-5 | 10-9-7-10-15-14 | 14 Harm12 | 15 Harm12 | 7 Harm5

**T** 2-2 | 3 | 0 | 0 | 0 | 0 | 0 | 0

**A** 0-3 | 3 | 0 | 0 | 0 | 0 | 0 | 0

**B** 0 | 0 | 9 | 0 | 0 | 0 | 0 | 0

7

2 | 2 | 2-3-2-0 | 0

**T** 3-2-0-2-3 | 0 | 2-3-0 | 3 | 3-2-3 | 3-2-0 | 3-1-1-0

**A** 0 | 0 | 0 | 0 | 0 | 3 | 0 | 0

**B** 2 | 2-0-2-3-2-0 | 2 | 2 | 2 | 2 | 3 | 2

12

Harm7... | Harm7..... | Harm9

0-2 | 2-2-0 | 2-0-2-3-2-0 | 0-0-2 | 0

**T** 0 | 0 | 0 | 0 | 0 | 0 | 0

**A** 0 | 1 | 0 | 0 | 0 | 0 | 0

**B** 2 | 2 | 2-0 | 2 | 2 | 2 | 2

# CXXXIX

19.07.2016

8

8

Harm12

12

3 3

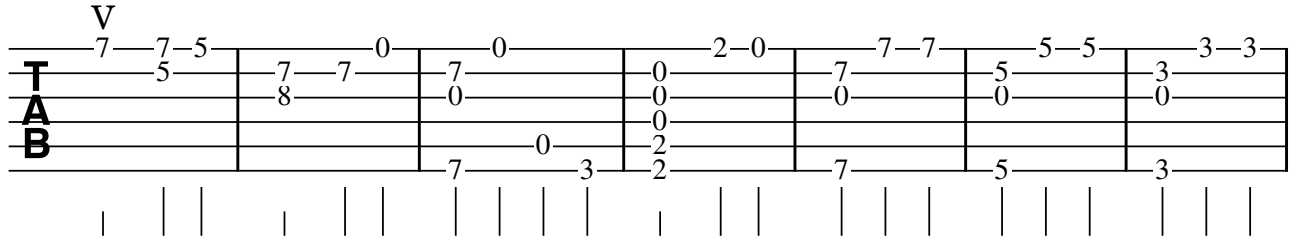
20



# CXXXIX

19.07.2016

V



7 7 5 7 7 0 7 0 0 2 0 7 7 5 5 3 3

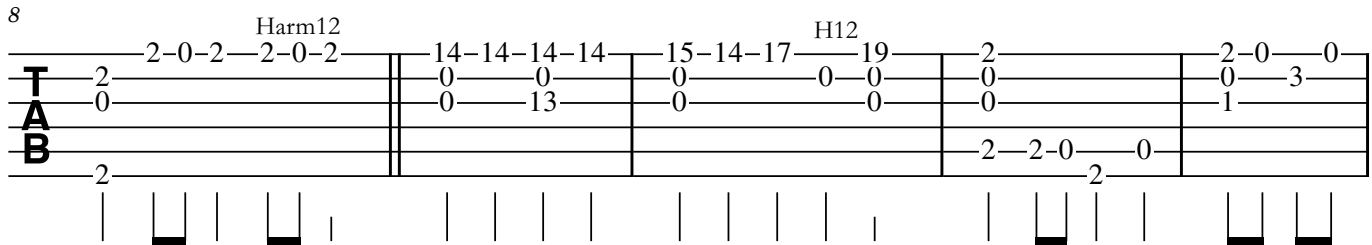
5 8 0 0 0 0 0 0 0 0 0 0 0 0 0 0

7 0 3 2 7 5 3

Diagram showing guitar TAB notation for system 1. It consists of three staves. The top staff has notes 7, 7, 5, 7, 7, 0, 7, 0, 0, 2, 0, 7, 7, 5, 5, 3, 3. The middle staff has notes 5, 8, 0, 0, 0, 0, 0, 0, 0, 0, 0, 0, 0, 0, 0, 0. The bottom staff has notes 7, 0, 3, 2, 7, 5, 3. Vertical bar lines separate the measures.

8

Harm12 H12



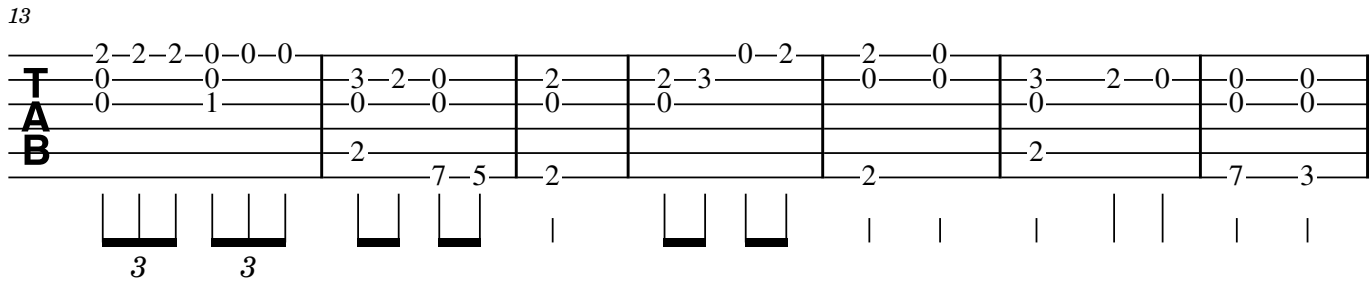
2 2 0 2 2 0 2 14 14 14 14 15 14 17 19 2 2 0 0

0 0 0 0 0 0 0 0 0 0 0 0 0 0 0 0 0 3 0

2 2 2 0 0 2 2

Diagram showing guitar TAB notation for system 2. It consists of three staves. The top staff has notes 2, 2, 0, 2, 2, 0, 2, 14, 14, 14, 14, 15, 14, 17, 19, 2, 2, 0, 0. The middle staff has notes 0, 0, 0, 0, 0, 0, 0, 0, 0, 0, 0, 0, 0, 0, 0, 0, 0, 3, 0. The bottom staff has notes 2, 2, 2, 0, 0, 2, 2. Vertical bar lines separate the measures.

13



2 2 2 0 0 0 3 2 0 2 0 2 0 0 3 2 0 0 0

0 0 0 0 0 0 0 0 0 0 0 0 0 0 0 0 0 0 0

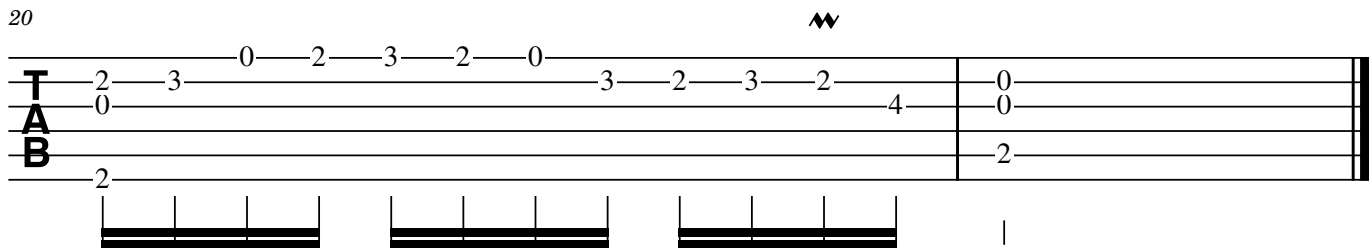
2 7 5 2 2 2 7 3

3 3

Diagram showing guitar TAB notation for system 3. It consists of three staves. The top staff has notes 2, 2, 2, 0, 0, 0, 3, 2, 0, 2, 0, 2, 0, 0, 3, 2, 0, 0, 0. The middle staff has notes 0, 0, 0, 0, 0, 0, 0, 0, 0, 0, 0, 0, 0, 0, 0, 0, 0, 0, 0. The bottom staff has notes 2, 7, 5, 2, 2, 2, 7, 3. Vertical bar lines separate the measures. There are triplets indicated by a '3' below the first two measures.

20

W



0 2 3 2 0 3 2 3 2 4 0 0

2 3 0 0 0 0 0 0 0 0 0 0

2 2 2

Diagram showing guitar TAB notation for system 4. It consists of three staves. The top staff has notes 0, 2, 3, 2, 0, 3, 2, 3, 2, 4, 0, 0. The middle staff has notes 2, 3, 0, 0, 0, 0, 0, 0, 0, 0, 0, 0. The bottom staff has notes 2, 2, 2. Vertical bar lines separate the measures.

# CXL

20.07.2016

Harm12

The first system of music is written on a single staff in treble clef with a key signature of two sharps (F# and C#). It begins with a bass clef and the number '8' below it. The notation consists of several measures of music, primarily using chords and some melodic lines. A 'Harm12' label is placed above the staff in the middle of the system.

7

H12 H7

The second system of music is written on a single staff in treble clef with a key signature of two sharps. It begins with a bass clef and the number '7' above it. The notation continues with chords and melodic fragments. Labels 'H12' and 'H7' are placed above the staff in the middle of the system.

12

Harm12

The third system of music is written on a single staff in treble clef with a key signature of two sharps. It begins with a bass clef and the number '12' above it. The notation features several measures of music, including chords and a final cadence. A 'Harm12' label is placed above the staff in the middle of the system.

# CXL

20.07.2016

14-14-17-15 | 14-12-2-0 | Harm12 2 | 5-5-4-2 | 2-0 | II 2 | 10-10

TAB 0 0 | 0 0 | 2 | 0 0 | 0 | 4 5 4 | 2 | 0 0

13 0 | 12 1 | 4 | 0 0 | 4 5 4 | 2 | 7 7 9

2 | 2 | 2 | 2 | 2 | 2 | 2

8

14 | H12 H7 1-1-0 | 14-15-15-14-12 | 12 Harm12 5 Harm12 2 | 0 0 | 0 0 | 0 0

TAB 0 | 3 4 13 | 13 13 12 | 0 0 | 0 0 | 0 0 | 0 0

9 9 13 | 0 0 | 0 0 | 0 0 | 0 0 | 0 0 | 0 0

2 | 2 | 2 | 2 | 2 | 2 | 2

# CXLI

21.07.2016

The musical score consists of six staves of music, each beginning with a treble clef and a common time signature (C). The key signature is one sharp (F#). The score includes various musical notations such as chords, eighth notes, and triplets. Specific annotations include 'Harm12' above the staff at measure 7 and 'Harm7' above the staff at measure 18. The piece concludes with a double bar line at the end of the sixth staff.

8

4

8

10

8

13

8

19

8

23

8

Harm12

Harm7

3

3

3

3

3

# CXLI

21.07.2016

0-0-0-0 | 0-1-0 | 2-3-2-0 | 0 | 2 | 0

0-0-0-0 | 0 | 0-3-2-3 | 0 | 0 | 0

0-0-0-0 | 0 | 0 | 0 | 0 | 0 | 1-1-1

2-2 | 3 | 2 | 2 | 2-0-2-3-2-0 | 3-2 | 2-2 | 0

Diagrammatic representation of the guitar strings for measures 1-5.

6

Harm12

0 | 0 | 0 | 19 | 19 | 17 | 17 | 0

0 | 0 | 0 | 0 | 0 | 0 | 0 | 0

6 | 6 | 8 | 8 | 19 | 19 | 17 | 17

7-7 | 9-9 | | | | | | |

7 | 9 | | | | | | |

0 | 0 | | | | | | |

Diagrammatic representation of the guitar strings for measures 6-10.

11

15 | 15 | 15 | 16 | 16 | 15 | 15 | 15 | 15 | 14 | 14 | 14 | 14 | 15

15 | 15 | 15 | 14 | 14 | 13 | 13 | 13 | 13 | 14 | 14 | 13 | 13 | 14

12 | 13 | 14 | 14 | 13 | 13 | 14 | 14 | 13 | 13 | 14 | 14 | 13 | 13 | 14

Diagrammatic representation of the guitar strings for measures 11-14.

15

0-0-0-0 | 0-1-0 | 0-1-1 | 2-2-2 | 3-3-3

0-0-0-0 | 0 | 0 | 0 | 0 | 0 | 0 | 0 | 0

0-0-0-0 | 0 | 0 | 0 | 0 | 0 | 0 | 0 | 0

2-2 | 3 | 2 | 2 | 2 | 1 | 1 | 3

Diagrammatic representation of the guitar strings for measures 15-19.

20

Harm7

3-3-3-4-4-4-4-4-8-8-8-9-9-9 | 10 | 10 | 0-0-0-0 | 0

0 | 0 | 0 | 0 | 0 | 0 | 0 | 0 | 0 | 0 | 0 | 0 | 0 | 0 | 0

0 | 0 | 0 | 0 | 0 | 0 | 0 | 0 | 0 | 0 | 0 | 0 | 0 | 0 | 0

3-3-2-0 | 6 | 10-2-2 | 3-2 | 0

3 | 3 | 3 | 3 | 3 | 9 | 3 | 3-2 | 0

Diagrammatic representation of the guitar strings for measures 20-24.

# CXLII

22.07.2016

3=G 8

6

8

9

10



# CXLIII

24.07.2016

Musical notation for the first system, measures 1-6. The key signature is two sharps (F# and C#). The notation includes a treble clef, a common time signature, and a '8' below the staff. The music features a melodic line in the upper voice and a bass line in the lower voice. A double bar line is present after measure 3. The label 'Harm12' is placed above the staff in measure 4.

Musical notation for the second system, measures 7-11. The key signature is two sharps (F# and C#). The notation includes a treble clef, a common time signature, and an '8' below the staff. The music continues with a melodic line and a bass line. A double bar line is present after measure 10. The label 'Harm12' is placed above the staff in measure 11.

Musical notation for the third system, measures 12-16. The key signature is two sharps (F# and C#). The notation includes a treble clef, a common time signature, and an '8' below the staff. The music continues with a melodic line and a bass line. A double bar line is present after measure 14.

Musical notation for the fourth system, measures 17-21. The key signature is two sharps (F# and C#). The notation includes a treble clef, a common time signature, and an '8' below the staff. The music continues with a melodic line and a bass line. A double bar line is present after measure 19. The label 'H12' is placed above the staff in measure 18.



# CXLIII

24.07.2016

14-14 15-14-12-14 17 Harm12 2-2-2-2-2 2-0 0 2-2-2-2-2

TAB 0 0 0 0 0 0 0 0 0 0 0 0

13 0 0 0 0 0 0 0 0 0 0 0

14 2 2

7 2-2-2-2-2 2-2-2-2-2 2-0 0 Harm12 H12 Harm12.....

TAB 0 0 0 0 0 0 0 0 0 0 0 0 0 0 0 0 0 0

0 0 0 0 0 0 0 0 0 0 0 0 0 0 0 0 0 0

0 0 0 0 0 0 0 0 0 0 0 0 0 0 0 0 0 0

3 2 4 3-1 2 2 2 3

13 H12 H12 H12 7-7-7-7 10-10-10-10 14-14-14-14 2 H12 2 14-14

TAB 2 0 0 0 0 0 0 0 0 0 0 0 0 0 0 0 0 0

0 0 0 0 0 0 0 0 0 0 0 0 0 0 0 0 0 0

0 0 0 0 0 0 0 0 0 0 0 0 0 0 0 0 0 0

2 2-0 2 7 9 13 2 2 1 13

21 15-14-12-14 14

TAB 0 0 0 0 0

0 0 0 0 0

13

# CXLIV

25.07.2016

Musical notation for the first system, measures 1-4. The key signature is two sharps (F# and C#). The notation includes a treble clef, a common time signature, and a bass clef. The first measure contains a whole note chord with a sub-octave '8'. The second and third measures feature a melodic line in the treble clef and a bass line in the bass clef, with 'Harm12' labels above the treble clef. The fourth measure continues the bass line.

Musical notation for the second system, measures 5-8. The notation continues from the first system. Measure 5 starts with a treble clef and a sub-octave '8'. Measures 6 and 7 have 'Harm12' labels above the treble clef. Measure 8 has 'H7' and 'H5' labels above the treble clef. The system concludes with a 'Harm12' label above the treble clef.

Musical notation for the third system, measures 9-11. The notation continues from the second system. Measure 9 starts with a treble clef and a sub-octave '8'. Measures 10 and 11 feature a melodic line in the treble clef and a bass line in the bass clef. Measure 11 ends with a triplet of notes in the bass line, indicated by a bracket and the number '3'.

Musical notation for the fourth system, measure 20. The notation continues from the third system. Measure 20 starts with a treble clef and a sub-octave '8'. The measure contains a whole note chord with a sub-octave '8' and a double bar line at the end.

# CXLIV

25.07.2016

Harm12 Harm12

TAB notation for measures 1-5. Measure 1: 0-0-0-2 (Harm12). Measure 2: 2-3-2-0 (Harm12). Measure 3: 7-0-0-0. Measure 4: 2-0-2-3-7-8-5. Measure 5: 7-9-10-9-7-11. Vertical bar lines are present below the strings.

6 Harm12 ..... H7 H5 Harm12

TAB notation for measures 6-10. Measure 6: 0-3-1-0 (Harm12). Measure 7: 0-0-0-0 (H7 H5). Measure 8: 2-0-0-0-3-2-0. Measure 9: 3-1-0-0-2 (Harm12). Measure 10: 2-2-2-2-0-0-0-0. Vertical bar lines are present below the strings.

14

TAB notation for measures 14-18. Measure 14: 3-3-3-3. Measure 15: 2-2-2-2. Measure 16: 0-0-0-0. Measure 17: 2-0-2-7. Measure 18: 14-14-14-14. Measure 19: 0-0-0-0. Measure 20: 0-0-0-0. Measure 21: 14-14. Measure 22: 13-14. A triplet bracket is shown under the final measure.

# CXLV

26.07.2016

Musical score for guitar, system 1-6. The score is written in treble clef with a key signature of one sharp (F#) and a time signature of 8/8. The system consists of six staves of music, each starting with a measure number (6, 11, 17, 21, 26, 29) and a guitar-specific instruction '8'. The notation includes various chord voicings, triplets, and melodic lines. Specific annotations include 'Harm12' and 'H5' for harmonics, and 'Tamb. (Bank på lokk i rytme)' and 'Tamb.' for tambourine effects. The score concludes with a double bar line at the end of the sixth staff.

CLVI-CLXXIII

Tristans Harpe **2** Suite

# Tristans Harpe

for renessanselutt eller gitar solo

2015-2022

**Bok II**

Simen Kjærdsdalen

**Copyright Simen Kjærdsalen 2023**

**ISMN:** 979-0-9005156-1-5

## Garantert menneskelig kunst

Komposisjonene i *Tristans Harpe* er menneskeskapte. Dataverktøy er ikke brukt under noe stadium av tilblivelsesprosessen.



2016



## **Grunnstemming**

1 E (Diskant)

2 H

3 F#

4 D

5 A

6 E (Bass)

Avvik fra dette vil markeres.

# Tristans Harpe

Bok II

I  
Tombeau over Kjell Ivar Sandvik

04.09.2016

Musical score for Tombeau over Kjell Ivar Sandvik, measures 8-18. The score is written in treble clef with a key signature of three sharps (F#, C#, G#) and a common time signature (C). The music is in 8/8 time, as indicated by the '8' below the staff. The score consists of seven staves of music, each starting with a measure number (8, 7, 11, 15, 16, 17, 18) and a treble clef. The music features a variety of rhythmic patterns, including eighth and sixteenth notes, and rests. The first staff (measure 8) begins with a whole note chord. The second staff (measure 7) features a complex rhythmic pattern with many sixteenth notes. The third staff (measure 11) has a more melodic line with some accidentals. The fourth staff (measure 15) is a simple eighth-note melody. The fifth staff (measure 16) has a more complex rhythmic pattern with many sixteenth notes. The sixth staff (measure 17) has a more complex rhythmic pattern with many sixteenth notes. The seventh staff (measure 18) has a more complex rhythmic pattern with many sixteenth notes.

2

19

8

Musical notation for measures 19 and 20. The key signature is two sharps (F# and C#). The notation features a treble clef and a bass clef. Measures 19 and 20 contain complex rhythmic patterns with many beamed notes and rests.

21

8

Musical notation for measures 21 and 22. The key signature is two sharps (F# and C#). The notation features a treble clef and a bass clef. Measures 21 and 22 contain complex rhythmic patterns with many beamed notes and rests.

23

8

Musical notation for measures 23 and 24. The key signature is two sharps (F# and C#). The notation features a treble clef and a bass clef. Measures 23 and 24 contain complex rhythmic patterns with many beamed notes and rests. Measure 24 ends with a double bar line and a fermata.

25

Harm12

8

Musical notation for measures 25 and 26. The key signature is two sharps (F# and C#). The notation features a treble clef and a bass clef. Measures 25 and 26 contain complex rhythmic patterns with many beamed notes and rests. Measure 26 ends with a double bar line and a fermata.

# I

## Tombeau over Kjell Ivar Sandvik

04.09.2016

System 1: TAB notation on a six-line staff. The top line is the treble clef staff. Fingering numbers (2, 3, 2, 0, 3, 2, 3, 0, 2, 2, 2, 2, 2, 2, 2, 2, 0, 3, 2) are placed above the staff. A circled '2' is above the first measure. The bottom line is the bass clef staff with the letter 'B' on the left. Fingering numbers (2, 2) are below the staff. A rhythmic staff below shows vertical stems and beams for notes.

7

System 2: TAB notation. Treble staff has fingering numbers: 2-0, 0-2-3-3, 0, 2-2-2-3-3-3-2-2-2, 0-0-0, 0-0-0, 3-3-3-2-2-2, 0-0, 7-9. Bass staff has 'B' and fingering numbers: 2, 2, 2, 2, 2, 2, 2, 2-7. A h-shaped symbol is above the last measure. Rhythmic staff shows notes.

11

System 3: TAB notation. Treble staff has fingering numbers: 10-10-9, 9-7, 9, 7-7-7, 0-2-3-2-0, 2-0, 3-2-0, 4. Bass staff has 'B' and fingering numbers: 11, 9, 7-5-3, 2. Rhythmic staff shows notes.

15

System 4: TAB notation. Treble staff has fingering numbers: 0-0-0-0-0-0-0-0-0-0-0-0-0. Bass staff has 'B' and fingering numbers: 5, 7, 8, 7, 5, 3, 1. A long horizontal bar is below the staff. Rhythmic staff shows notes.

16

System 5: TAB notation. Treble staff has fingering numbers: 2-2-2, 2-2-2, 0, 2-2-2, 2-2-2, 0, 3-3-3, 3-3-3. Bass staff has 'B' and fingering number: 2. Rhythmic staff shows notes.

17

System 6: TAB notation. Treble staff has fingering numbers: 2-2-2, 2-2-2, 2-2-2, 0, 2-2-2, 2-2-2, 0, 2-2-2. Bass staff has 'B' and fingering numbers: 0, 0, 1, 0, 0. Rhythmic staff shows notes.

2

18

TAB

19

TAB

21

TAB

23

TAB

25

Harm12.....

TAB

# II

16.09.2016

Musical staff 1, starting at measure 8. The key signature is three sharps (F#, C#, G#). The staff contains a sequence of chords and melodic lines, including a prominent eighth-note pattern in the upper voice.

Musical staff 2, starting at measure 7. The key signature is three sharps (F#, C#, G#). The staff contains a sequence of chords and melodic lines, including a prominent eighth-note pattern in the upper voice.

Musical staff 3, starting at measure 14. The key signature is three sharps (F#, C#, G#). The staff contains a sequence of chords and melodic lines, including a prominent eighth-note pattern in the upper voice.

Musical staff 4, starting at measure 21. The key signature is three sharps (F#, C#, G#). The staff contains a sequence of chords and melodic lines, including a prominent eighth-note pattern in the upper voice, ending with a double bar line.

# II

16.09.2016

Measure 1: T: 2-2-0, A: 3, B: 0. Measure 2: T: 4-2-0, A: 2, B: 0. Measure 3: T: 2-0, A: 3-3, B: 0. Measure 4: T: 3-2-0, A: 0, B: 2. Measure 5: T: 2-2, A: 0-3, B: 2. Measure 6: T: 2-0-0-2-3, A: 3-3, B: 0. Measure 7: T: 3-2-3-0-2-0-2-4, A: 0-3-3, B: 2. Diagrams show fretting patterns and a bend in measure 5.

8

Measure 8: T: 4-4-5, A: 5-7-5, B: 0. Measure 9: T: 9-9, A: 5, B: 5. Measure 10: T: 7-7, A: 5, B: 7. Measure 11: T: 5-5, A: 3, B: 5. Measure 12: T: 4-2-4-5-2-4, A: 2, B: 0. Measure 13: T: 0, A: 2-2-3, B: 0. Measure 14: T: 4-2-0, A: 0, B: 2. Measure 15: T: 2-0, A: 3-3, B: 0. Measure 16: T: 0, A: 2-3-2, B: 0. Diagrams show fretting patterns and a bend in measure 12.

17

Measure 17: T: 3-2-0, A: 2-3, B: 0. Measure 18: T: 5-5-7-9, A: 0, B: 0. Measure 19: T: 9-7-5-4, A: 0, B: 7. Measure 20: T: 4-2-4-5-4, A: 0-7, B: 2. Measure 21: T: 9-7-5, A: 5-9, B: 5. Measure 22: T: 5-7-5, A: 9, B: 7. Measure 23: T: 7-7-5, A: 5-5, B: 7. Measure 24: T: 5-7, A: 5-7, B: 7. Measure 25: T: 5, A: 7-7, B: 7. Measure 26: T: 5, A: 5, B: 5. Diagrams show fretting patterns and a double bar line at the end.



# III

20.09.2016

8

5

3 3 3

Harm 12

9

8

15

8

19

3 3 3 3

22

3 3 3 3

# III

20.09.2016

↗

T  
A  
B

6

Harm 12

T  
A  
B

12

T  
A  
B

17

T  
A  
B

21

T  
A  
B

# IV

21.09.2016

Musical staff 1, starting at measure 8. The key signature is two sharps (F# and C#). The staff contains a sequence of chords and melodic lines, including a prominent eighth-note pattern in the upper voice.

Musical staff 2, starting at measure 7. The key signature changes to one sharp (F#). The staff continues the melodic and harmonic development with various chordal textures.

Musical staff 3, starting at measure 13. The key signature changes to one flat (Bb). The staff features a mix of eighth and sixteenth notes, with some chords marked with a sharp sign.

Musical staff 4, starting at measure 18. The key signature changes to two flats (Bb and Eb). The staff shows a continuation of the melodic line with some rests and chordal accompaniment.

Musical staff 5, starting at measure 24. The key signature changes to one flat (Bb). The staff contains a series of chords and eighth-note patterns, ending with a double bar line.

Musical staff 6, starting at measure 31. The key signature changes to one sharp (F#). The staff concludes the piece with a few final chords and a double bar line.

# IV

21.09.2016

VII

0-0 | 1-1-3 0-1 | 1-0-0-2-0 | 3-1-0 | 3-3-5-7 | 7-7-9-7

0 | 1 | 1 | 0 | 1 | 8-7

2 | 0 | 2 | 0 | 1 | 9-9-7

0-2 | 3 | | 2 | | 7

7

V III

5-5 | 3-3 | 3-2-2-0 | 2-2-5 | 7-7-5-7-8

5-5 | 3-3 | 0-3 | 0-0 | 0-0 | 0-0

6-5 7-5 | 5-5 | 4-3 | 1-1 | 0-1 | 1-0

7-7 | 6-6 | 5-4 | 0-1 | 1-0 | 0-0

5-4 | 3-3 | 3-3 | 2-2 | 2-2 | 7

14

8-8 | 7-7 | 5-5 | 3-3-2-0 | 2-0-0 | 0-0-10-9 | 7-5-7-8

0-0 | 0-0 | 0-0 | 0-0 | 0-4 | 0-1 | 0-0

0-0 | 0-0 | 0-0 | 0-0 | 0-0 | 1-2 | 0-0

6-6 | 6-5 | 5-5 | 3-3 | 3-3 | 2-2 | 2-2

21

5-3-5-6 | 2-2-2 | 2-2-2 | 3-3-3 | 3-2-0-2-3 | 2-3 | 0-2

0-0 | 0-0 | 0-0 | 0-0 | 2-0-2-3 | 3-3 | 1-0-1-3

0-0 | 1-0 | 0-0 | 0-0 | 3-1 | 0-0 | 0-0

2-2 | 2-2 | 2-2 | 2-2 | 2-2 | 2-2 | 2-2

28

2-0-2-3 | 2-2-3-5 | 5-5 | 5-5 | 5-5

0-0 | 3-3 | 3-3 | 3-3 | 3-3

0-0 | 3-3 | 0-0 | 0-0 | 0-0

2-2 | 0-0 | 4-5 | 4-5 | 5-5

# V

27.09.2016

6=D 8

5

Accelerando - til %

8

Tremolo samme mønster

12

19

# V

27.09.2016

II

6=D

5

Accelerando - til %

8

%

Tremolo samme mønster

•

12

• • • • •

20

• • • •

# VI

30.09.2016

8

7

8

14

8

20

8

3

25

8

30

8

35

8

2

41

8

Musical notation for measures 41-46. The system begins with a treble clef, a key signature of three sharps (F#, C#, G#), and a common time signature. A measure rest for 8 measures is indicated at the start. The notation consists of a single melodic line with eighth and sixteenth notes, and a bass line with eighth notes and rests. The piece concludes with a double bar line.

47

8

Musical notation for measures 47-51. The system begins with a treble clef, a key signature of three sharps (F#, C#, G#), and a common time signature. A measure rest for 8 measures is indicated at the start. The notation consists of a single melodic line with eighth and sixteenth notes, and a bass line with eighth notes and rests. The piece concludes with a double bar line.

52

8

Musical notation for measures 52-56. The system begins with a treble clef, a key signature of three sharps (F#, C#, G#), and a common time signature. A measure rest for 8 measures is indicated at the start. The notation consists of a single melodic line with eighth and sixteenth notes, and a bass line with eighth notes and rests. A trill ornament is placed above the first note of the first measure. The piece concludes with a double bar line.



# VI

30.09.2016

V

T  
A  
B

7

T  
A  
B

15

T  
A  
B

22

T  
A  
B

28

T  
A  
B


34

T  
A  
B

2


40

|          |           |           |         |        |         |        |                |
|----------|-----------|-----------|---------|--------|---------|--------|----------------|
|          | 5         | 5         | 2-2-3-5 | 10-9-7 | 2-2-3-5 | 10-9-7 |                |
| <b>T</b> | 3-2-2-2-0 | 3-3-3-3-2 | 3       | 0-10   | 3       | 0      | 10-10 10 10-10 |
| <b>A</b> | 3         | 3         | 3       | 0      | 3       | 0      | 0              |
| <b>B</b> | 0         | 0         | 0       | 9      | 0       | 9      | 9              |




47

|          |           |           |           |        |         |             |
|----------|-----------|-----------|-----------|--------|---------|-------------|
|          |           |           |           | V      | W       |             |
| <b>T</b> | 9-9-9-9-9 | 7-7-7-7-7 | 9-9-9-9-9 | 10-9-7 | 9-9-7-5 | 7-5-7-9-7-5 |
| <b>A</b> | 0         | 0         | 0         | 0-11   | 7       | 5-5-7-9     |
| <b>B</b> | 7         | 9         | 9         | 9      | 5       | 7           |



53

|          |    |    |    |    |    |    |    |   |    |
|----------|----|----|----|----|----|----|----|---|----|
| <b>T</b> | 10 | 10 | 10 | 10 | 10 | 10 | 12 | 9 | 10 |
| <b>A</b> |    |    |    |    |    |    |    |   | 10 |
| <b>B</b> | 0  |    |    |    |    |    |    |   | 0  |



# VII

30.09.2016

Musical notation for measures 1-6. The piece is in G major (one sharp) and 8/8 time. The tempo is marked 'Adagio' for the first three measures and 'Allegro' for the last three. The notation features a treble clef with a key signature of one sharp (F#) and a time signature of 8/8. The melody consists of eighth and quarter notes, while the bass line is primarily composed of quarter notes.

7

Musical notation for measures 7-10. The tempo is marked 'Demp' (Dolce e Piano). The notation continues with eighth and quarter notes in the treble clef and quarter notes in the bass clef. The key signature remains G major.

11

Musical notation for measures 11-13. The notation features a treble clef with a key signature of one sharp (F#) and a time signature of 8/8. The melody consists of eighth and quarter notes, while the bass line is primarily composed of quarter notes.

14

Musical notation for measures 14-16. The notation features a treble clef with a key signature of one sharp (F#) and a time signature of 8/8. The melody consists of eighth and quarter notes, while the bass line is primarily composed of quarter notes. The piece concludes with a double bar line.

# VII

30.09.2016

Adagio Allegro

|          |   |     |     |       |   |         |         |
|----------|---|-----|-----|-------|---|---------|---------|
|          | 3 | 3 3 | 2 0 | 0 2 3 | 0 | 2 3 2 0 | 0       |
| <b>T</b> |   |     |     |       |   |         |         |
| <b>A</b> |   | 0   | 0 4 | 4     | 0 | 3 2     | 3       |
| <b>B</b> |   | 2   |     | 2     | 2 | 2       | 2 0 3 2 |

7 ( )=Demp

|          |     |                   |             |                   |
|----------|-----|-------------------|-------------|-------------------|
|          | 0   | 2 2 2 3 3 3 2 2 2 |             | 2 2 2 3 3 3 2 2 2 |
| <b>T</b> | 0   | 0 0 0 0 0         |             | 0 0 0 0 0         |
| <b>A</b> | 1 3 | 0 0 0 0           |             | 0 0 0 0           |
| <b>B</b> | 0   | 2 2 2             | (2) (2) (2) | 2 2 2             |

11

|          |                                     |                       |                       |                       |
|----------|-------------------------------------|-----------------------|-----------------------|-----------------------|
| <b>T</b> |                                     | 0                     | 2                     | 2                     |
| <b>A</b> |                                     | 0                     | 0                     | 0                     |
| <b>B</b> | (2) (2) (2) (1) (1) (1) (0) (0) (0) | 2 (2) (2) (2) (2) (2) | 2 (2) (2) (2) (2) (2) | 2 (2) (2) (2) (2) (2) |

15

|          |     |     |     |
|----------|-----|-----|-----|
|          | 0   | 0 2 | 2   |
| <b>T</b> | 2 3 | 3   | 0   |
| <b>A</b> | 0   |     | 0   |
| <b>B</b> | 2   |     | 1 2 |

# VIII

09.10.2016

Musical notation for measures 1-5. The piece is in G major (one sharp) and 8/8 time. Measure 1 features a treble clef, a key signature of one sharp, and a common time signature of 8. The melody begins with a dotted quarter note G4, followed by eighth notes A4, B4, and C5. The bass line consists of a dotted quarter note G2 and an eighth note A2. Measure 2 continues the melody with eighth notes D5, E5, and F5, while the bass line has a dotted quarter note G2 and an eighth note A2. Measure 3 has a melody of eighth notes G5, F5, E5, and D5, with a bass line of a dotted quarter note G2 and an eighth note A2. Measure 4 features a melody of eighth notes C5, B4, A4, and G4, with a bass line of a dotted quarter note G2 and an eighth note A2. Measure 5 concludes with a melody of eighth notes F4, E4, and D4, and a bass line of a dotted quarter note G2 and an eighth note A2.

Musical notation for measures 6-11. Measure 6 starts with a treble clef, a key signature of one sharp, and a common time signature of 8. The melody begins with a dotted quarter note G4, followed by eighth notes A4, B4, and C5. The bass line consists of a dotted quarter note G2 and an eighth note A2. Measure 7 continues the melody with eighth notes D5, E5, and F5, while the bass line has a dotted quarter note G2 and an eighth note A2. Measure 8 has a melody of eighth notes G5, F5, E5, and D5, with a bass line of a dotted quarter note G2 and an eighth note A2. Measure 9 features a melody of eighth notes C5, B4, A4, and G4, with a bass line of a dotted quarter note G2 and an eighth note A2. Measure 10 concludes with a melody of eighth notes F4, E4, and D4, and a bass line of a dotted quarter note G2 and an eighth note A2. Measure 11 features a melody of eighth notes C5, B4, A4, and G4, with a bass line of a dotted quarter note G2 and an eighth note A2.

Musical notation for measures 12-16. Measure 12 starts with a treble clef, a key signature of one sharp, and a common time signature of 8. The melody begins with a dotted quarter note G4, followed by eighth notes A4, B4, and C5. The bass line consists of a dotted quarter note G2 and an eighth note A2. Measure 13 continues the melody with eighth notes D5, E5, and F5, while the bass line has a dotted quarter note G2 and an eighth note A2. Measure 14 has a melody of eighth notes G5, F5, E5, and D5, with a bass line of a dotted quarter note G2 and an eighth note A2. Measure 15 features a melody of eighth notes C5, B4, A4, and G4, with a bass line of a dotted quarter note G2 and an eighth note A2. Measure 16 concludes with a melody of eighth notes F4, E4, and D4, and a bass line of a dotted quarter note G2 and an eighth note A2.

Musical notation for measures 17-18. Measure 17 starts with a treble clef, a key signature of one sharp, and a common time signature of 8. The melody begins with a dotted quarter note G4, followed by eighth notes A4, B4, and C5. The bass line consists of a dotted quarter note G2 and an eighth note A2. Measure 18 concludes with a melody of eighth notes F4, E4, and D4, and a bass line of a dotted quarter note G2 and an eighth note A2.

# VIII

09.10.2016

0-2-4-5 | 4-2-0 | 2-4-2-0 | 2-4-2-0 | 0-2-4-5

TAB

0 | 5 | 0 | 0 | 0

2 | 5 | 0 | 1 | 2

0 | 0 | 2 | 2 | 2

6

4-7 | 7-10-9-7 | 5 | II | 2-0 | 0-7 | 5-5-4-2

TAB

5-8 | 8 | 7 | 4 | 2 | 2 | 9 | 0

5-8 | 8 | 8 | 5 | 4 | 3 | 10 | 0

0 | 0 | 0 | 7-5-4 | 2 | 0 | 9 | 0

12

2-0-2-4-2-0 | 4-4 | 4-2-0-2 | 2-0-2 | 0-2-4-11

TAB

0 | 2-4 | 5 | 5-4-5 | 4-2-4-5-0-2-4 | 0

0 | 0 | 0 | 0 | 2

17

12

TAB

9

10

0

# IX

## Eufori og Elegi (I)

13.10.2016

Musical notation for the first system, measures 1-4. The key signature is three sharps (F#, C#, G#). The notation features a treble clef and a bass clef. The first measure contains a whole note chord. The second measure has a half note chord. The third and fourth measures contain eighth notes.

Musical notation for the second system, measures 5-8. Measure 5 starts with a treble clef and a bass clef. Measures 5 and 6 contain eighth notes with a '3' below them, indicating a triplet. Measures 7 and 8 contain eighth notes with a '3' above them, also indicating a triplet.

Musical notation for the third system, measures 9-12. The notation continues with eighth notes and chords in the treble and bass staves.

Musical notation for the fourth system, measures 13-16. The notation continues with eighth notes and chords in the treble and bass staves.

Musical notation for the fifth system, measures 17-20. The notation continues with eighth notes and chords in the treble and bass staves. The piece concludes with a double bar line.

# IX

## Eufori og Elegi (I)

13.10.2016

5

5-measure guitar tab. Measure 1: Treble (2, 2), Bass (0). Measure 2: Treble (2, 0), Bass (0). Measure 3: Treble (2, 0), Bass (0). Measure 4: Treble (4, 2, 4), Bass (0, 5, 4, 0). Measure 5: Treble (4, 2, 0), Bass (2, 4, 5). Includes rhythmic notation and bar lines.

5

6-measure guitar tab. Measure 5: Treble (2, 3, 2, 0), Bass (0, 3, 0, 2). Measure 6: Treble (0, 2), Bass (1, 0, 2). Measure 7: Treble (4, 2), Bass (5, 4, 2). Measure 8: Treble (4, 2, 0), Bass (0, 4). Measure 9: Treble (2, 4, 5), Bass (2). Measure 10: Treble (2, 0, 2, 3, 2, 0), Bass (2). Includes triplets and rhythmic notation.

11

III V

7-measure guitar tab. Measure 11: Treble (7, 7), Bass (3, 5). Measure 12: Treble (9, 9), Bass (7, 9). Measure 13: Treble (10, 9, 7), Bass (0, 9). Measure 14: Treble (9, 7), Bass (0, 11, 9). Measure 15: Treble (2, 3, 2, 0), Bass (0, 3, 2, 3). Measure 16: Treble (4, 4), Bass (5, 4). Measure 17: Treble (9, 9), Bass (9, 10, 9, 10). Includes fretted notes and rhythmic notation.

18

II V III II

8-measure guitar tab. Measure 18: Treble (2, 0, 4), Bass (0, 2). Measure 19: Treble (5, 4, 2), Bass (2, 4). Measure 20: Treble (9, 7, 5), Bass (5, 7). Measure 21: Treble (7, 5, 3), Bass (3, 5). Measure 22: Treble (5, 4, 2), Bass (2, 4). Measure 23: Treble (4, 2, 0), Bass (0, 0). Measure 24: Treble (10, 9, 7), Bass (0, 2, 4, 6). Measure 25: Treble (9, 9, 7, 6), Bass (9, 9, 7, 6). Includes fretted notes and rhythmic notation.

26

1-measure guitar tab. Treble (0, 0), Bass (2, 2, 2, 0). Includes a bar line.

|•



# X

## Eufori og Elegi (II)

15.10.2016

This musical score is written for a single melodic line on a treble clef staff with a key signature of three sharps (F#, C#, G#) and a common time signature. The score is divided into six systems, each starting with a measure number (6, 8, 11, 18, 21) and a small '8' below the staff. The notation includes various rhythmic values, accidentals, and articulation marks. Specific performance instructions are placed above the staff: 'Harm12' appears above measures 1, 8, and 18; 'H12' appears above measures 2 and 10; and '3' (triplets) are marked above measures 9, 12, 13, 14, 15, 16, 17, and 19. The piece concludes with a double bar line at the end of the sixth system.

# X

## Eufori og Elegi (II)

15.10.2016

Harm12 . . . . . H12 . . .

|          |   |   |         |     |     |   |
|----------|---|---|---------|-----|-----|---|
|          | 0 | 0 | 2-0-2-3 | 3-2 | 0   | 0 |
| <b>T</b> | 0 | 0 | 0-2-3   | 3   | 0   | 0 |
| <b>A</b> | 1 | 0 |         | 1   | 1-0 | 0 |
| <b>B</b> | 2 | 2 | 2       | 2   | 3   | 2 |
|          | 0 | 3 | 2       |     |     | 3 |

6 V Harm12

|          |   |             |           |       |           |
|----------|---|-------------|-----------|-------|-----------|
|          | 0 | 2-0-2-3-2-0 | 5-5-7-8-7 | 0     | 0         |
| <b>T</b> | 3 | 0           | 5         | 5     | 0         |
| <b>A</b> | 0 | 0           | 6         | 6     | 1         |
| <b>B</b> | 2 | 2-0-2-3-2-0 | 7         | 7-7-5 | 7-3-2-0-2 |
|          |   |             | 7         |       |           |
|          |   |             | 5         |       | 5-1-0     |

3 3

9

|          |             |             |                 |     |               |
|----------|-------------|-------------|-----------------|-----|---------------|
|          | 2-0-2-4-4-2 | 4-4-4-4-4-4 | 4-4-4-4-2-0-2-4 | 4-2 | 2             |
| <b>T</b> | 0           | 2-2-0       | 5               | 4   | 2             |
| <b>A</b> | 1           |             | 0               | 3   | 2-0           |
| <b>B</b> |             |             |                 |     | 4-2-4-5-5-4-2 |
|          |             |             |                 |     | 5             |
|          |             |             |                 |     | 4             |
|          |             |             |                 |     | 2             |

14 H12 H12 . . . . .

|          |   |   |         |   |       |   |
|----------|---|---|---------|---|-------|---|
|          | 4 | 2 | 0-0-3-2 | 2 | 2-2-0 | 0 |
| <b>T</b> | 5 | 3 | 0       | 0 | 2     | 0 |
| <b>A</b> | 4 | 2 | 1       | 1 | 0     | 0 |
| <b>B</b> | 2 | 0 | 0       | 1 | 0     | 0 |
|          |   |   | 3       | 2 | 2     | 0 |

20

|          |         |         |   |   |   |
|----------|---------|---------|---|---|---|
|          | 2-3-2-0 | 0-2-0-2 | 0 | 2 | 4 |
| <b>T</b> | 0       | 3       | 0 | 0 | 4 |
| <b>A</b> | 0       | 0       | 0 | 0 | 5 |
| <b>B</b> | 2       |         |   |   | 4 |
|          |         |         |   |   | 2 |

3 3 3 3 3

# XI

25.10.2016

Musical notation for the first system, measures 1-5. The key signature is two sharps (F# and C#). The notation includes a treble clef, a common time signature, and a bass clef. The music features a melodic line in the treble and a bass line in the bass. The first measure has a dynamic marking of *8*. The piece concludes with a double bar line.

Musical notation for the second system, measures 6-10. The key signature remains two sharps. The notation includes a treble clef, a common time signature, and a bass clef. The music features a melodic line in the treble and a bass line in the bass. The first measure has a dynamic marking of *8*. The piece concludes with a double bar line. Annotations above the staff include "Harm12" above measure 9, "H7" above measure 10, and "H12" above measure 10.

Musical notation for the third system, measures 11-15. The key signature remains two sharps. The notation includes a treble clef, a common time signature, and a bass clef. The music features a melodic line in the treble and a bass line in the bass. The first measure has a dynamic marking of *8*. The piece concludes with a double bar line.

# XI

25.10.2016

VI

VI

V

3 3 2 0 | 2 | 2 | 10 10 9 7 | 7 5

0 | 0 | 0 0 | 0 0 | 7 5

0 | 0 | 0 0 | 0 0 | 8 6

1 | 1 | 0 0 | 9 | 9 7

2 2 0 2 | 2 2 | 2 2 | 7 7 | 9 7

3 2 | 2 2 | 7 5

6

Harm12 H7 H12

II

7 7 5 3 2 3 2 0 | 2 | 0 0 0 0 | 3 3 2 0 | 2

0 | 0 | 0 0 | 0 0 | 4 4

0 | 0 | 1 0 | 0 0 | 5 5

1 | 1 | 2 2 | 0 0 | 4 4

2 3 2 0 | 2 2 | 2 2 | 2 2 | 2

3 2 | 0 0 | 2 2 | 2 2 | 2

12

II

5 5 3 2 | 3 2 | 2 | 8 8 7 7 | 7 | 2

0 | 0 | 0 | 0 0 0 0 | 0 | 4

0 | 1 | 0 | 0 0 5 | 0 | 5

2 | 2 | 1 | 2 0 5 | 0 | 4

2 0 | 3 2 | 2 0 | 5 4 5 | 2 | 2

3 2 | 2 0 | 2 0 | 2 0 | 2

# XII

25.10.2016

Musical notation for measures 1-7. The piece is in treble clef with a key signature of two sharps (F# and C#). It begins with a piano (p) dynamic. The melody consists of quarter and eighth notes, while the bass line features a steady eighth-note accompaniment. The system concludes with a double bar line and a fermata over the final note.

Musical notation for measures 8-12. The notation continues with similar melodic and accompaniment patterns. The piano (p) dynamic is maintained throughout this section.

Musical notation for measures 13-17. The melody continues with quarter and eighth notes, and the bass line remains consistent. The piano (p) dynamic is still present.

Musical notation for measures 18-21. This section features more complex rhythmic patterns, including sixteenth-note runs in the melody. The piano (p) dynamic is maintained.

Musical notation for measures 22-24. The word "Crescendo" is written above the staff. The music shows a gradual increase in volume and intensity. The piano (p) dynamic is still indicated.

Musical notation for measures 25-29. The word "Langsamt" (Ritardando) is written above the staff. The tempo slows down, and the music becomes more spacious. The piano (p) dynamic is maintained.

Musical notation for measures 30-31. The key signature changes to one sharp (F#) and one flat (C), indicated by a double sharp sign and a flat sign. The piece concludes with a final chord and a double bar line.

# XII

25.10.2016

8

8

10-10 9-7-5 5-3-3-2 2 2 2 7 7

3 2 0 0 0 7 7

0 0 0 0 0 8 8

2 0 4 2-0 3-2 9 9

7

VII

TAB

8

14

10-9-7-5 5 5-7-9 10 9 7

7-8-7-5 7 5 0 0 0

9 9-7-9-10 9-7-9-10 9-7

TAB

14

19

7 2 0-2-3-2-0

0 0 0 4 0 3

5-7-4 5 7-5-7-3 2-0-2-3 2 2

TAB

19

23

0-2-3 0-2-3-2-0 0-2-3 0-2-3-2-0 2-0-0

0 0 0 4 0

0 3 2-3-2-0 0 2-3-2-0 3-2-3 0

TAB

Crescendo

23

27

2 3 0 2-3-2-0

0 0 0 3-2-3 0

2-3-2-0 3-2-3 0 2-3-2-0 3-2-3 0 2-3-2-0 3-2-3 0

TAB

27

Langsomt

10-10 9-7 7 7

11 11 7

0 0 0

1 1




2 2

TAB

(767)

# XIII

26.10.2016







# XIV

27.10.2016

Musical notation for the first system, measures 1-7. The key signature is three sharps (F#, C#, G#). The notation features a treble clef with a '3' below it, and a bass clef with an '8' below it. The music consists of a melody in the treble and a bass line in the bass clef, primarily using chords and eighth notes.

Musical notation for the second system, measures 8-13. The key signature remains three sharps. The notation continues with a treble clef (marked with a '3') and a bass clef (marked with an '8'). The melody and bass line are composed of chords and eighth notes.

Musical notation for the third system, measures 14-17. The key signature is three sharps. The notation includes a treble clef (marked with a '3') and a bass clef (marked with an '8'). This system introduces dotted rhythms and more complex rhythmic patterns in the melody.

Musical notation for the fourth system, measures 18-22. The key signature is three sharps. The notation features a treble clef (marked with a '3') and a bass clef (marked with an '8'). The melody is more active, with eighth-note runs, while the bass line remains chordal.

Musical notation for the fifth system, measures 23-26. The key signature is three sharps. The notation includes a treble clef (marked with a '3') and a bass clef (marked with an '8'). The piece concludes with a final cadence in the bass clef, marked with a double bar line and repeat dots.

# XIV

27.10.2016

2-2 7-7 10-9-7 9-7 7 2-2 7-7 9-7 10-9-7 2-2  
T 0-0 0-0 0 0-11 0-0 0-0 0-11 0-11 0-0  
A 0-0 0-0 0 9 0-0 0-0 0 9 0-0  
B 2 7 9 9 2 7 9 9 2

| | | | | | | | | |

10

7-7 10-9-7 9-7 7 2-2 6-7 7 10-9-7 10-9-7  
T 0-0 0 0-11 0-0 0-0 0 0 0-11 0-11  
A 0-0 0 9 0-0 0-0 0 0 0 8  
B 7 9 2 6-7 9 9

| | | | | | | | | |

17

0-2-0 0-2-3 2-3-2-0 0  
T 0-2-3 3-2-3 0 3-2-3 2-3-2 4 0  
A 0 0 0 0 0 0 0 0  
B 2 2 2 2 2 2 2-0 3-2-3 0

| | | | | | | | | |

20

2-2 7-7 10-9-7 7-9 7 VII  
T 0-0 0-0 0-0 0-11 0 0 7-7  
A 1 0-0 0-0 0 0 0 8-8-8-7-7  
B 0 2 7 9 7-5-7-8-7-5 7 9 9 8  
2 2 7 9 7-5-7-8-7-5 7 9 9 8

| | | | | | | | | |

26

7  
T 7  
A 8  
B 9  
9  
7

|•

# XV

31.10.2016

H12 H5

5

9

# XV

31.10.2016

H12 H5

Measure 1: 13-13-12, 0-14, 0-0, 12-0, 0-0. Measure 2: 7-5-5-3-3-2, 0-4-0, 0, 1. Measure 3: 2, 0, 2-0, 3-2. Measure 4: 7-8-7, 0-0-0, 7.

5

Measure 5: 8-8-8-8-8-8-8-8, 0-0-0-0-0-0-0-0. Measure 6: 9-9-9-9-9-9, 0-0-0-0-0-0. Measure 7: 10-10, 0, 7, 0, 7-7, 0-0. Measure 8: 7, 0, 7, 0, 7, 0.

11

Measure 9: 1-1, 3, 2, 0. Measure 10: 2-2, 3, 2, 0. Measure 11: 3-3, 0, 0, 0, 2, 2, 3, 3.

# XVI

02.11.2016



# XVI

02.11.2016

Musical notation for guitar TAB, measures 1-7. The notation is presented in three rows: T (Treble), A (Alto), and B (Bass). The strings are numbered 1 to 6 from top to bottom. The notation includes fret numbers, accidentals, and rhythmic symbols.

| Measure | T     | A     | B   | Rhythm  |
|---------|-------|-------|-----|---------|
| 1       | 0-2-5 |       |     |         |
| 2       | 5-3-2 |       |     | ▭ ▭     |
| 3       | 2     | 2-0-0 | 4   |         |
| 4       | 0     | 2-0   | 3-0 | ▭ ▭     |
| 5       | 0-0   | 0     | 2   |         |
| 6       | 0-0   | 3-1-0 | 2   | ▭   . ♪ |
| 7       | 2-2   | 0     | 2   | . ♪     |

8

Musical notation for guitar TAB, measures 8-11. The notation is presented in three rows: T (Treble), A (Alto), and B (Bass). The strings are numbered 1 to 6 from top to bottom. The notation includes fret numbers, accidentals, and rhythmic symbols.

| Measure | T         | A     | B | Rhythm  |
|---------|-----------|-------|---|---------|
| 8       | 3-2-0     |       | 2 | ▭       |
| 9       | 2-0       | 0-0-3 | 0 | ▭       |
| 10      | 0         | 0-3-1 | 3 |         |
| 11      | 0-2-3     | 0     | 2 | ▭ ▭ ▭ ▭ |
| 12      | 0-2-0-2-3 | 0     | 2 | ▭ ▭ ▭ ▭ |
| 13      | 2         | 0     | 2 |         |

# XVII

23.11.2016

8

5

9

13

18

21

23

8

8

8

8

8

8

2

25

Musical notation for measures 25-27. The key signature is two sharps (F# and C#). The notation consists of a treble clef staff with a treble clef and a bass clef. The melody is written in the treble clef, and the accompaniment is written in the bass clef. The melody consists of eighth notes, and the accompaniment consists of eighth notes. The piece ends with a double bar line.

28

Musical notation for measures 28-31. The key signature is two sharps (F# and C#). The notation consists of a treble clef staff with a treble clef and a bass clef. The melody is written in the treble clef, and the accompaniment is written in the bass clef. The melody consists of eighth notes, and the accompaniment consists of eighth notes. The piece ends with a double bar line.

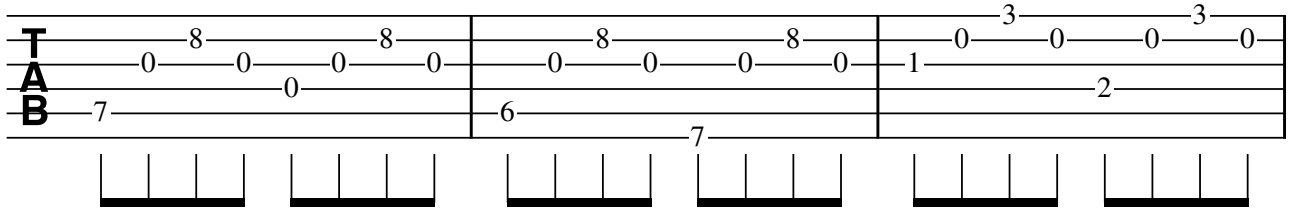


# XVII

23.11.2016

4

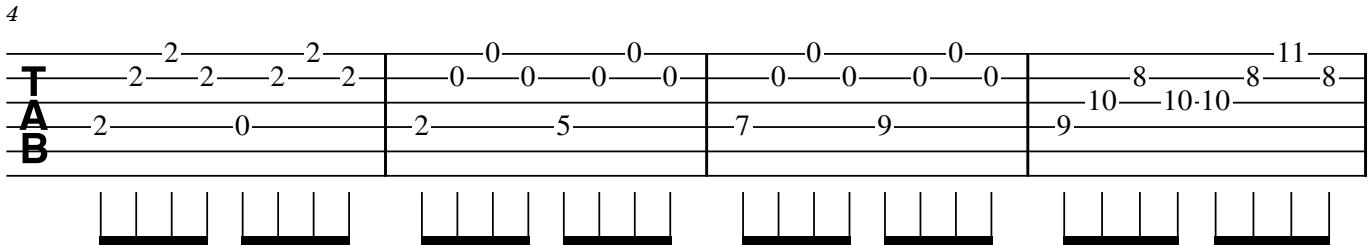
TAB



System 1: Tablature for measures 1-3. Measure 1: Treble clef has notes 8, 0, 8, 0; Bass clef has notes 7, 0. Measure 2: Treble clef has notes 8, 0, 8, 0; Bass clef has notes 6, 7. Measure 3: Treble clef has notes 0, 3, 0, 0, 3, 0; Bass clef has notes 1, 2.

4

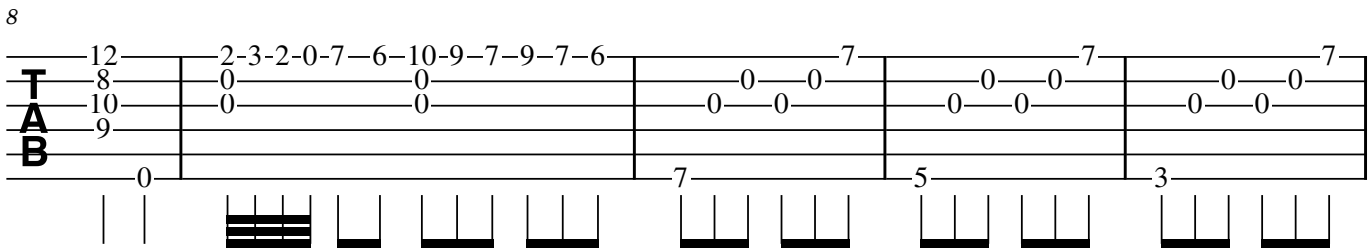
TAB



System 2: Tablature for measures 4-7. Measure 4: Treble clef has notes 2, 2, 2, 2; Bass clef has notes 2, 0. Measure 5: Treble clef has notes 0, 0, 0, 0; Bass clef has notes 2, 5. Measure 6: Treble clef has notes 0, 0, 0, 0; Bass clef has notes 7, 9. Measure 7: Treble clef has notes 11, 8, 8; Bass clef has notes 9, 10, 10.

8

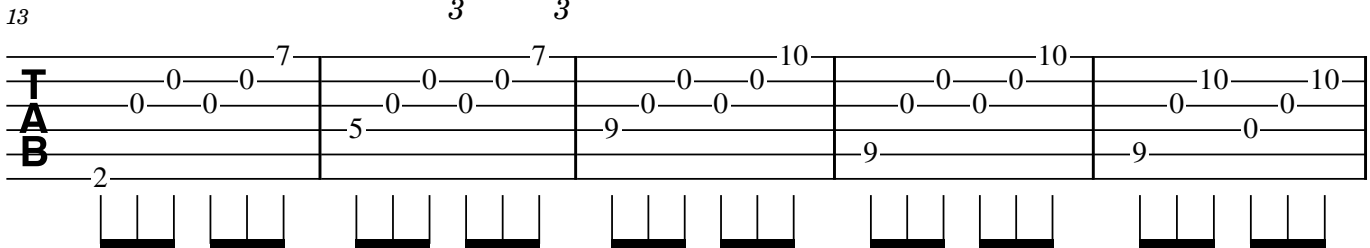
TAB



System 3: Tablature for measures 8-12. Measure 8: Treble clef has notes 12, 8, 10, 9; Bass clef has note 0. Measure 9: Treble clef has notes 2, 3, 2, 0, 7, 6, 10, 9, 7, 9, 7, 6; Bass clef has notes 0, 0. Measure 10: Treble clef has notes 0, 0, 7; Bass clef has note 7. Measure 11: Treble clef has notes 0, 0, 7; Bass clef has note 5. Measure 12: Treble clef has notes 0, 0, 7; Bass clef has note 3.

13

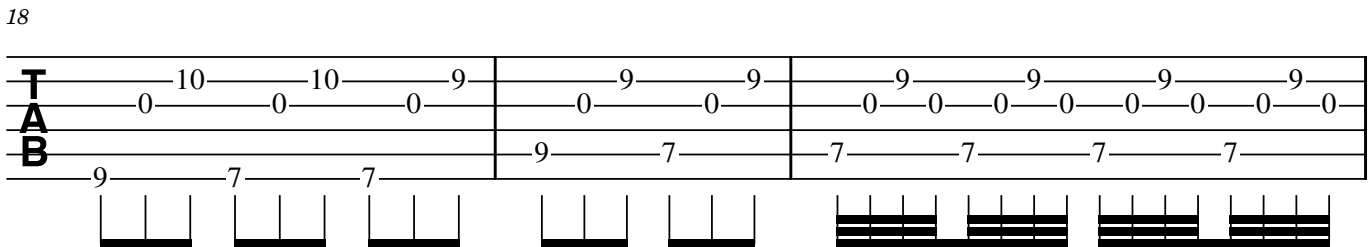
TAB



System 4: Tablature for measures 13-17. Measure 13: Treble clef has notes 0, 0, 7; Bass clef has note 2. Measure 14: Treble clef has notes 0, 0, 7; Bass clef has notes 5, 7. Measure 15: Treble clef has notes 0, 0, 10; Bass clef has notes 9, 7. Measure 16: Treble clef has notes 0, 0, 10; Bass clef has note 9. Measure 17: Treble clef has notes 10, 10; Bass clef has note 9.

18

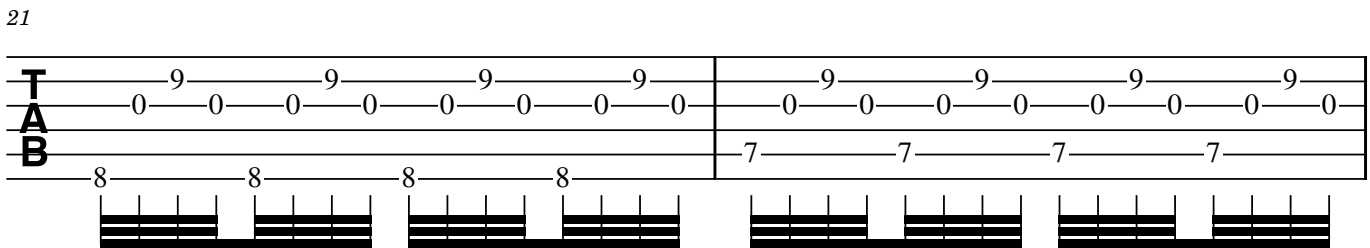
TAB



System 5: Tablature for measures 18-20. Measure 18: Treble clef has notes 10, 10, 9; Bass clef has notes 9, 7, 7. Measure 19: Treble clef has notes 9, 9; Bass clef has notes 9, 7. Measure 20: Treble clef has notes 9, 9, 9, 9, 9, 9, 9, 9; Bass clef has notes 7, 7, 7, 7.

21

TAB



System 6: Tablature for measures 21-24. Measure 21: Treble clef has notes 9, 9, 9, 9; Bass clef has notes 8, 8, 8, 8. Measure 22: Treble clef has notes 9, 9, 9, 9, 9, 9, 9, 9; Bass clef has notes 7, 7, 7, 7. Measure 23: Treble clef has notes 9, 9, 9, 9; Bass clef has notes 7, 7. Measure 24: Treble clef has notes 9, 9, 9, 9; Bass clef has notes 7, 7.

2

23

**T** 9 9 9 9 | 10 10 10 10

**A** 0 0 0 0 | 0 0 0 0

**B** 8 8 8 8 | 9 9 9 9

25

**T** 9 9 9 9 | 10 10 10 10 | 10 10

**A** 10 10 10 10 | 0 0 0 0 | 0 0

**B** 0 0 0 0 | 0 0 0 0 | 9

28

9 9 9 9 9 9 9 9 9 | 10 10 9 9 9 9 7 6 | 7

**T** 0 10 10 10 9 9 9 | 0 0 0 0 0 0 0 8

**A** 0 0 0 0 0 0 0 0 | 0 0 0 0 0 0 0 0


**B** 9 9 9 9 9 9 9 9 | 9 9 9 9 9 9 9 9

# XVIII

04.11.2016



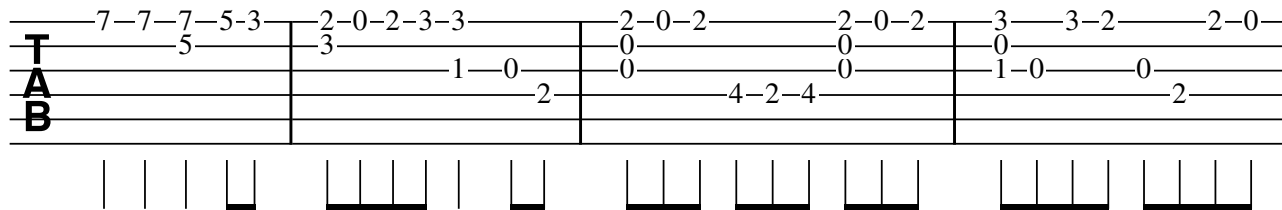
D.C. til § -  
så Fine



# XVIII

04.11.2016


**TAB**



7-7-7-5-3 | 2-0-2-3-3 | 2-0-2 | 2-0-2 | 3 3-2 | 2-0

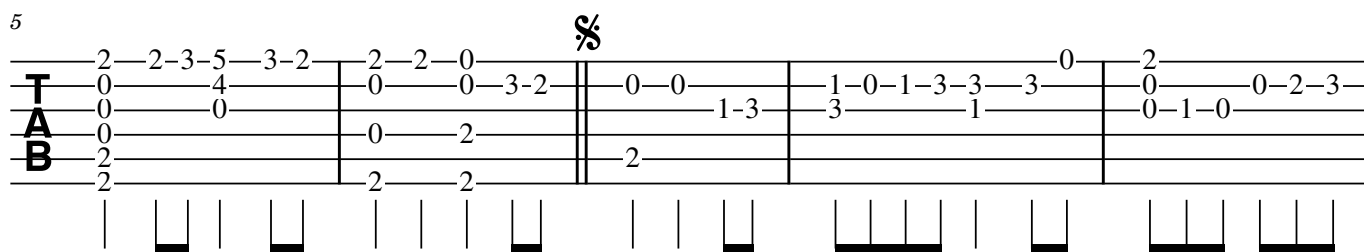
5 | 3 | 0 | 0 | 0 | 0 | 1-0 | 0 | 1-0 | 0 | 2

2 | 4-2-4 | 2



5

**TAB**

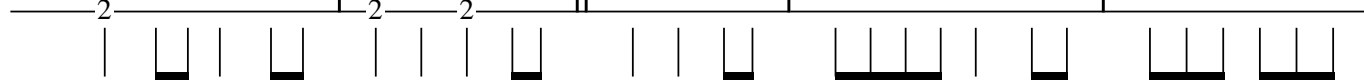


2-2-3-5 | 3-2 | 2-2-0 | % | 0-0 | 0-0 | 1-0-1-3-3 | 3 | 0 | 2

0 | 4 | 0 | 0-3-2 | 0-0 | 1-3 | 3 | 1-3-3 | 3 | 0-1-0 | 0-2-3

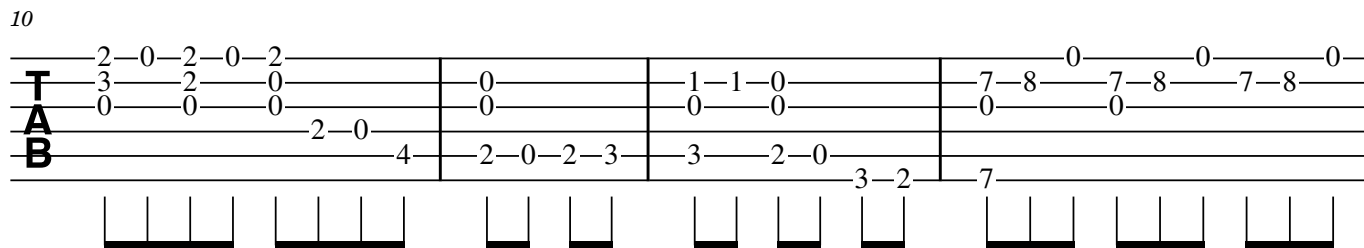
0 | 0 | 0 | 0 | 2 | 2 | 2 | 0-1-0 | 0-1-0

2 | 2 | 2 | 2 | 2 | 2 | 2 | 2 | 2 | 2



10


**TAB**



2-0-2-0-2 | 0 | 0 | 1-1-0 | 0 | 7-8 | 0 | 7-8 | 0 | 7-8 | 0

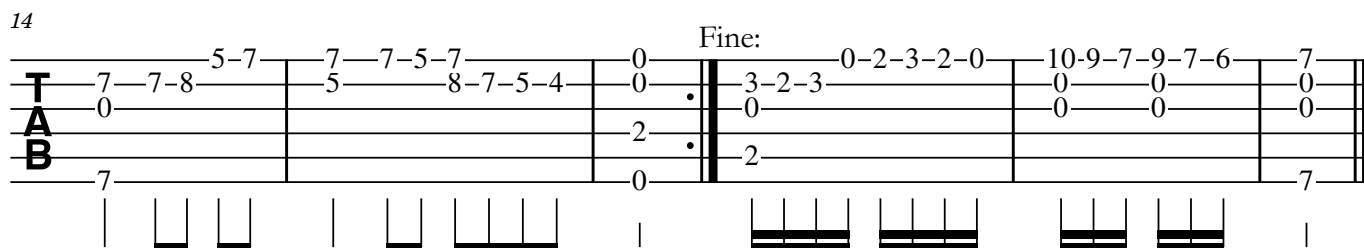
3 | 2 | 0 | 0 | 0 | 0 | 0 | 0 | 0 | 0 | 0 | 0

0 | 0 | 0 | 2-0 | 4 | 2-0-2-3 | 3 | 2-0 | 3-2 | 7



14

**TAB**




5-7 | 7-7-5-7 | 0 | Fine: | 0-2-3-2-0 | 10-9-7-9-7-6 | 7

7-7-8 | 5 | 8-7-5-4 | 0 | 3-2-3 | 0 | 0 | 0 | 0

0 | 0 | 2 | 0 | 0 | 0 | 0 | 0

7 | 0 | 2 | 2 | 2 | 2 | 2 | 7



D.C. til % -  
så Fine

XIX  
"Scott Royal"

20.11.2016

The first staff of music is in treble clef with a key signature of three sharps (F#, C#, G#) and a common time signature (C). It begins with a bassoon clef (8) and contains a sequence of eighth and sixteenth notes. A fermata is placed over the eighth measure.

The second staff continues the melody from the first. It starts with a measure rest for three measures (3) before the music resumes. A fermata is placed over the eighth measure.

The third staff continues the melody. It begins with a measure rest for five measures (5) before the music resumes. The notation includes various rhythmic values and rests.

The fourth and final staff of music concludes the piece. It starts with a measure rest for eight measures (8) before the music resumes. The piece ends with a double bar line and the instruction "D.C." (Da Capo).

XIX  
"Scott Royal"

20.11.2016

(w)

T  
A  
B

3 (w) w

T  
A  
B

6

T  
A  
B

D.C.

10

T  
A  
B

|

# XX

22.11.2016

Musical notation for the first system, measures 1-6. The key signature is two sharps (F# and C#). The notation consists of a treble clef with a common time signature (C) and a bass clef. The melody is written in the treble clef, and the accompaniment is in the bass clef. The melody starts with a quarter note G4, followed by quarter notes A4, B4, and C5. The accompaniment consists of chords: G4-B4, G4-B4-C#4, G4-B4-C#4, G4-B4-C#4, and G4-B4-C#4. The system ends with a double bar line.

Musical notation for the second system, measures 7-12. The key signature is two sharps (F# and C#). The notation consists of a treble clef with a common time signature (C) and a bass clef. The melody is written in the treble clef, and the accompaniment is in the bass clef. The melody starts with a quarter note G4, followed by quarter notes A4, B4, and C5. The accompaniment consists of chords: G4-B4, G4-B4-C#4, G4-B4-C#4, G4-B4-C#4, and G4-B4-C#4. The system ends with a double bar line. A measure number '7' is written above the first measure. A 'b' symbol is written above the eighth measure. The label 'H7' is written above the twelfth measure.

# XX

22.11.2016

2-2-7-7-10-10-7-7-2-2-0-3-2-3-0-2-0-2-0-2-0-0-3

T  
A  
B

2-7-9-7-2-2

• √ • √ • √ • √ | | ▭ ▭ ▭ ▭ ▭ ▭

8

2-0-1-0-2-6-7-9-11-0-0-9-0

T  
A  
B

7-9-11 H7


▭ ▭ ▭ ▭ | | ▭



# XXI

29.11.2016


Adagio



5 Allegro



8 Adagio



# XXI

29.11.2016

Adagio

2 2 3 2 0 2 | 2 | 0 7 8 10 9 | 7 7 | 7  
0 0 | 0 | 7 8 7 0 0 | 8 8 | 0  
0 1 | 0 | 0 0 0 | 0 | 0  
2 | 2 0 | 3 5 7 | 9 | 7 | 7 5 3

• ) | | | | | | | • ) | | | |

6 Allegro

0 2 2 2 2 0 0 0 | 0 2 2 2 2 0 0 0 | 3 3 3 2 2 2 0 0 0 2 2 2  
2 3 | 2 3 | 3 3 3 2 2 2 | 3 3 3 2 2 2 0 0 0 2 2 2  
0 | 0 | 0 | 0 0 0 0  
2 | 2 | | | | | | | | | |

| | | | | | | | | | | |

9 Adagio

3 2 3 0 | 2  
0 | 0  
2 | 2

| | |

# XXII

20.12.2016

The first system of musical notation for XXII. It consists of a single staff in treble clef with a key signature of two sharps (F# and C#) and a common time signature (C). The music begins with a whole note chord of F#4 and C#5. This is followed by a series of eighth notes: F#4, G4, A4, B4, A4, G4, F#4. The next measure contains a quarter note chord of F#4 and C#5, followed by a quarter note chord of F#4 and C#5. The system concludes with a quarter note chord of F#4 and C#5.

5

The second system of musical notation for XXII, starting at measure 5. It begins with a whole note chord of F#4 and C#5. This is followed by a series of eighth notes: F#4, G4, A4, B4, A4, G4, F#4. The next measure contains a quarter note chord of F#4 and C#5, followed by a quarter note chord of F#4 and C#5. The system concludes with a quarter note chord of F#4 and C#5.

9

The third system of musical notation for XXII, starting at measure 9. It begins with a quarter note chord of F#4 and C#5, followed by a quarter note chord of F#4 and C#5. The next measure contains a quarter note chord of F#4 and C#5, followed by a quarter note chord of F#4 and C#5. The system concludes with a quarter note chord of F#4 and C#5.

# XXII

20.12.2016

0-10 8-7-5-7 0-10 9-7-7-5-5-3 2  
0-0 0 8-7-5-4 4-0-0 0-0-0-0 0  
9 0 0 9  
0 7 7 2 0 9-7-5 2-0-2-3-2-0 3-2

Detailed description: This block contains the first four measures of the XXII piece. The notation is written on a six-line staff. The top line is labeled 'TAB'. The notes are: Measure 1: 0-10, 0-0; Measure 2: 8-7-5-7, 0; Measure 3: 4-0-0, 0-0-0-0; Measure 4: 9-7-7-5-5-3, 0. There are also fret numbers 9, 0, 0, 9 on the second line, and 0, 7, 7, 2, 0, 9-7-5, 2-0-2-3-2-0, 3-2 on the third line. Vertical bar lines separate the measures. Below the staff, there are vertical tick marks and horizontal bars indicating fret positions.

6

7-8-7 8 8 8 8 8 8  
0 0-0-0-0 0 0-0-0-0 0 0-0-0-0 0 0-0-0-0 0 0-0-0-0  
0 0 0 7 5 7 8  
2 7 7 8

Detailed description: This block contains measures 5 through 8 of the XXII piece. The notation is written on a six-line staff. The top line is labeled 'TAB'. The notes are: Measure 5: 7-8-7, 0; Measure 6: 8, 0; Measure 7: 8, 0; Measure 8: 8, 0. There are also fret numbers 0, 0-0-0-0, 0, 0-0-0-0, 0, 0-0-0-0, 0, 0-0-0-0, 0, 0-0-0-0 on the second line, and 0, 0, 0, 7, 5, 7, 8 on the third line, and 2, 7, 7, 8 on the fourth line. Vertical bar lines separate the measures. Below the staff, there are vertical tick marks and horizontal bars indicating fret positions.

11

8 7  
0 0  
0 0  
0 0  
7 6  
8 7

Detailed description: This block contains the final two measures of the XXII piece. The notation is written on a six-line staff. The top line is labeled 'TAB'. The notes are: Measure 9: 8, 0; Measure 10: 7, 0. There are also fret numbers 0, 0, 0, 0, 7, 6, 8, 7 on the second and third lines. Vertical bar lines separate the measures. Below the staff, there are vertical tick marks and horizontal bars indicating fret positions.

# XXIII

21.12.2016

First musical staff, starting with a treble clef and a key signature of three sharps (F#, C#, G#). The staff contains a sequence of eighth and sixteenth notes, with some beamed notes and a few accidentals (a flat and a natural).

3

Second musical staff, starting with a treble clef and a key signature of three sharps. It features a series of chords and eighth notes, with some beamed notes and a few accidentals.

5

Third musical staff, starting with a treble clef and a key signature of three sharps. It contains a sequence of eighth notes and chords, with some beamed notes and a few accidentals. The staff ends with a double bar line and a final chord.

8

Fourth musical staff, starting with a treble clef and a key signature of three sharps. It features a series of chords and eighth notes, with some beamed notes and a few accidentals.

10

Fifth musical staff, starting with a treble clef and a key signature of three sharps. It contains a sequence of eighth notes and chords, with some beamed notes and a few accidentals. The staff ends with a double bar line and a final chord.

# XXIII

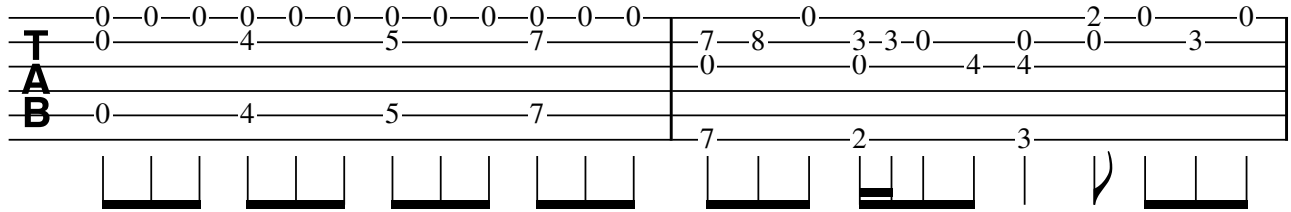
21.12.2016

0-0-0-0-0-0-0-0-0-0-0-0 | 0 2-0-0

**T** 0-0-0-0-0-0-0-0-0-0-0-0 | 7-8-0 3-3-0 0-0-3-0

**A** 0-0-0-0-0-0-0-0-0-0-0-0 | 0 0 0 4-4 0 0 3

**B** 0-4-5-7 | 7-2-3



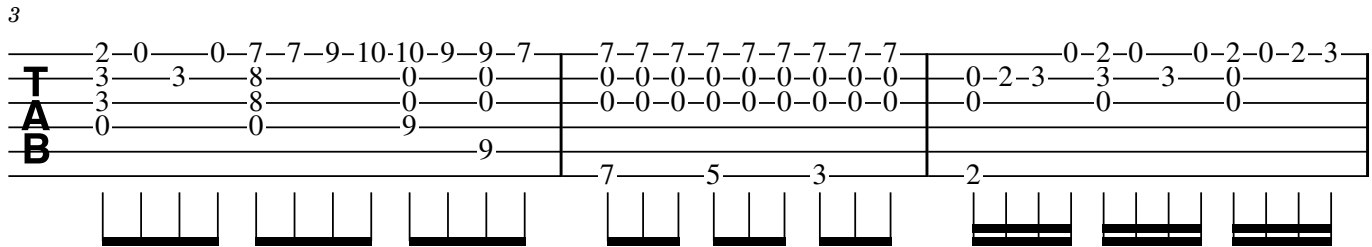
3

2-0-0-7-7-9-10-10-9-9-7 | 7-7-7-7-7-7-7-7-7-7 | 0-2-0-0-2-0-2-3

**T** 3-3-8-0-0 | 0-0-0-0-0-0-0-0-0-0 | 0-2-3 3-3-0

**A** 3-3-8-0-0 | 0-0-0-0-0-0-0-0-0-0 | 0 0 0

**B** 0-0-9-9 | 7-5-3 | 2



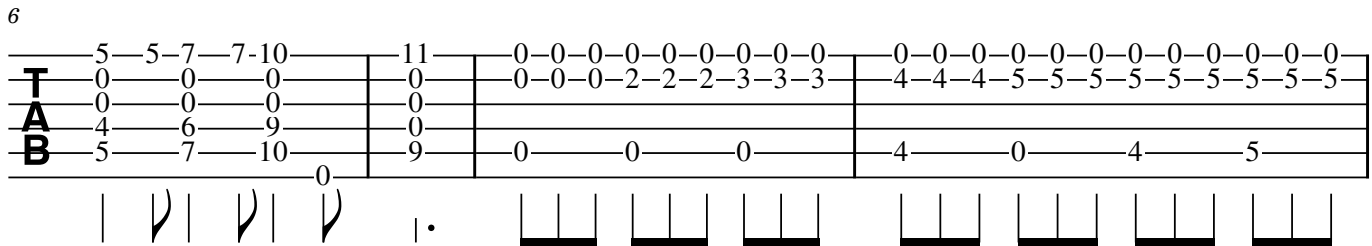
6

5-5-7-7-10 | 11 | 0-0-0-0-0-0-0-0-0-0 | 0-0-0-0-0-0-0-0-0-0

**T** 0-0-0-0 | 0 | 0-0-0-2-2-2-3-3-3 | 4-4-4-5-5-5-5-5-5-5

**A** 0-0-0-0 | 0 | 0-0-0-0-0-0-0-0-0-0 | 4-4-4-5-5-5-5-5-5-5

**B** 4-6-9-0 | 9 | 0-0-0-0 | 4-0-4-5



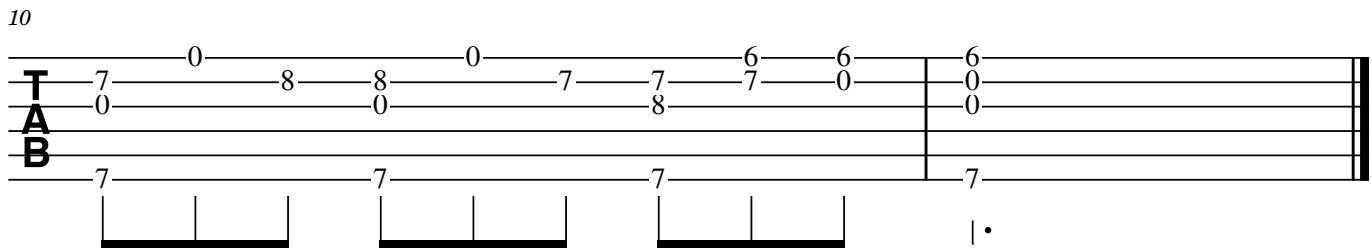
10

0-8-8-0-7-7-7-6-6 | 6

**T** 7-0-8-0-7-7-7-6-6 | 6

**A** 0-0-0-0-0-0-0-0-0 | 0

**B** 7-7-7-7 | 7



# XXIV

25.12.2016

The first system of musical notation for XXIV. It begins with a treble clef, a key signature of two sharps (F# and C#), and a common time signature (C). The music is written on a single staff. It starts with a bass line of eighth notes (labeled '8') and a melody of quarter notes. A triplet of eighth notes is marked with a '3' and an upward-pointing arrow. The system concludes with a double bar line.

The second system of musical notation for XXIV, starting at measure 5. It continues with the same key signature and time signature. The bass line features a triplet of eighth notes (labeled '3') and an upward-pointing arrow. The melody consists of quarter notes, some with upward-pointing arrows. The system ends with a double bar line.

The third system of musical notation for XXIV, starting at measure 8. It continues with the same key signature and time signature. The bass line features a triplet of eighth notes (labeled '3') and an upward-pointing arrow. The melody consists of quarter notes, some with upward-pointing arrows. The system ends with a double bar line.

# XXIV

25.12.2016

2 2 3 2 2 3 2 0 2 2 7 7 6 7 7 0

1 0 0 0 0 0 0 0 0 0 0 0 0 0 0 0

3 0 0 0 0 0 0 0 0 0 0 0 0 0 0 0

0 0 0 0 0 0 0 0 0 0 0 0 0 0 0 0

2 0 0 1 2 2 2 2 2 2 2 2 2 2 2 2

3 3 3 3 3 3 3 3 3 3 3 3 3 3 3 3

3 3 3 3 3 3 3 3 3 3 3 3 3 3 3 3

6

10 10 12 10 9 10 9 7 9 7 6 7 8 7 7 7 7 2

0 0 0 0 0 0 0 0 0 0 0 0 0 0 0 0 0 0

0 0 0 0 0 0 0 0 0 0 0 0 0 0 0 0 0 0

0 0 0 0 0 0 0 0 0 0 0 0 0 0 0 0 0 0

0 0 0 0 0 0 0 0 0 0 0 0 0 0 0 0 0 0

0 0 0 0 0 0 0 0 0 0 0 0 0 0 0 0 0 0

0 0 0 0 0 0 0 0 0 0 0 0 0 0 0 0 0 0

10

0 0 5 0 9 10 10 10

0 0 0 0 0 0 0 0

0 0 0 0 0 0 0 0

0 0 0 0 0 0 0 0

4 4 4 8 8 9 9 10

5 5 5 9 9 10 10 10



# XXV

26.12.2016

Musical notation for the first system, measures 1-4. The key signature is two sharps (F# and C#). The melody in the treble clef starts with a quarter note G4, followed by eighth notes A4 and B4, and a quarter note C5. The bass line consists of a series of chords: a triad of G2, B1, and D2; a dyad of G2 and B1; a triad of G2, B1, and D2; a triad of G2, B1, and D2; a triad of G2, B1, and D2; a triad of G2, B1, and D2; a triad of G2, B1, and D2; and a triad of G2, B1, and D2. A fermata is placed over the final chord.

Musical notation for the second system, measures 5-8. The key signature is two sharps (F# and C#). The melody in the treble clef starts with a quarter note G4, followed by eighth notes A4 and B4, and a quarter note C5. The bass line consists of a series of chords: a triad of G2, B1, and D2; a triad of G2, B1, and D2; a triad of G2, B1, and D2; a triad of G2, B1, and D2; a triad of G2, B1, and D2; a triad of G2, B1, and D2; a triad of G2, B1, and D2; and a triad of G2, B1, and D2. A fermata is placed over the final chord.

Musical notation for the third system, measures 9-12. The key signature is two sharps (F# and C#). The melody in the treble clef starts with a quarter note G4, followed by eighth notes A4 and B4, and a quarter note C5. The bass line consists of a series of chords: a triad of G2, B1, and D2; a triad of G2, B1, and D2; a triad of G2, B1, and D2; a triad of G2, B1, and D2; a triad of G2, B1, and D2; a triad of G2, B1, and D2; a triad of G2, B1, and D2; and a triad of G2, B1, and D2. A fermata is placed over the final chord.

# XXV

26.12.2016

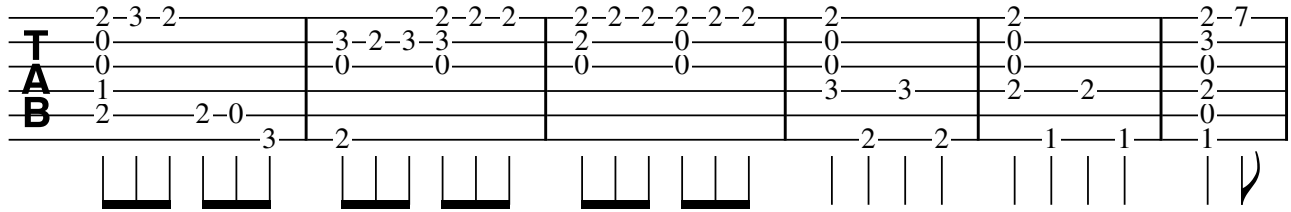
2-3-2 2-2-2 2-2-2-2-2-2 2 2 2-7

**T** 0 3-2-3-3 2 0 0 0 0 3 0 3-7

**A** 0 0 0 0 0 0 0 0 0 0 0

**B** 1 2-0 3 2 3 3 2 2 2 2 1 1 1

2 2-0 3 2 2 2 1 1 1



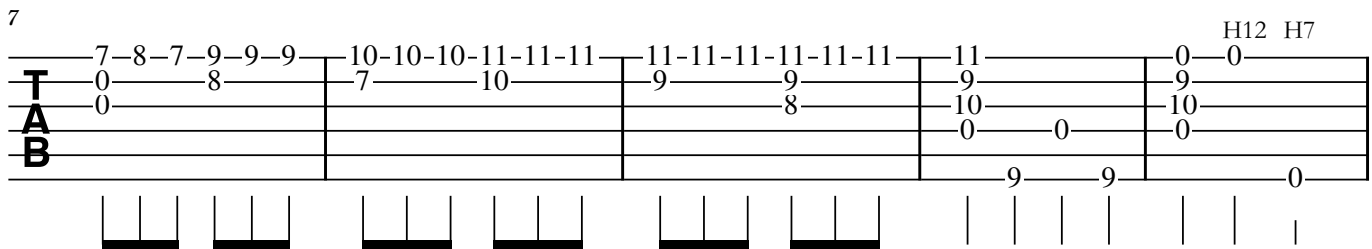
7

7-8-7-9-9-9 10-10-10-11-11-11 11-11-11-11-11-11 11 0-0 H12 H7

**T** 0 8 7 10 9 9 9 9 9 9 0 0

**A** 0 0 0 0 0 0 0 0 0 0 0 0

0 0 0 0 0 0 9 9 0



12

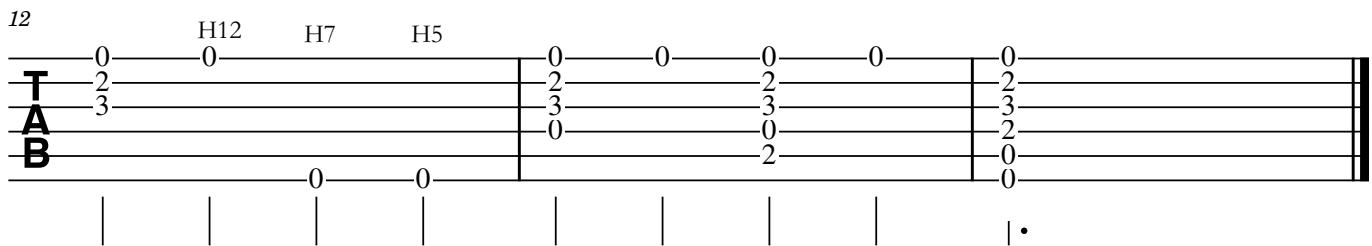
0 H12 H7 H5 0 0 0 0 0

**T** 2 2 2 2 2 2 2 2 2

**A** 3 3 3 3 3 3 3 3 3






**B** 0 0 0 0 0 0 0 0 0

0 0 0 0 0 0 0 0 0



# XXVI

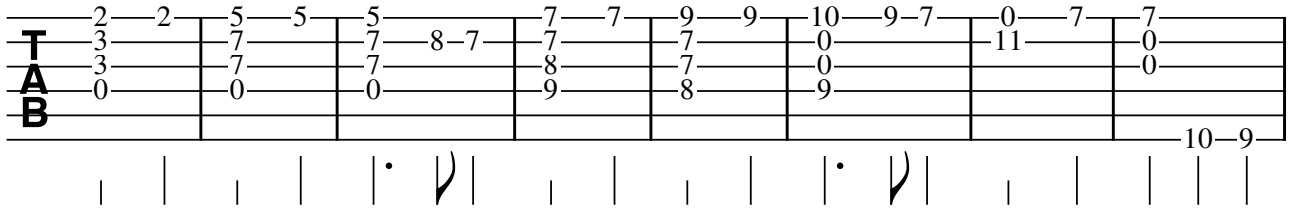
24.12.2016





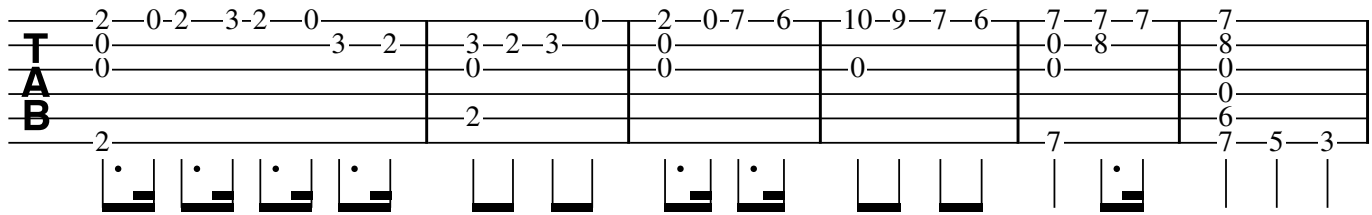
# XXVI

24.12.2016



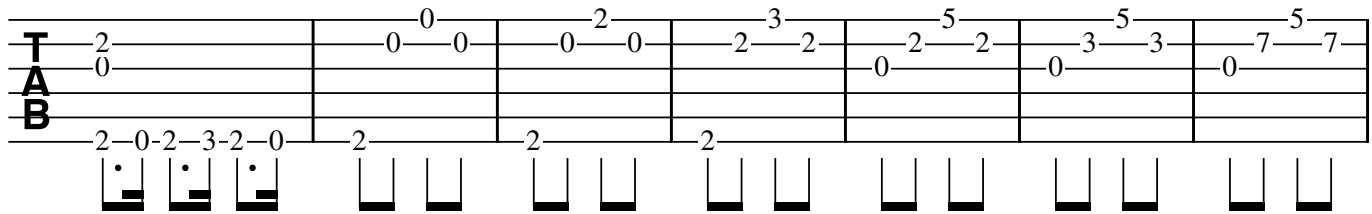
System 1: TAB notation with three staves. The top staff contains fret numbers: 2-2 | 5-5 | 5-7-8-7 | 7-7 | 9-9 | 10-9-7 | 0-7 | 7. The middle staff contains fret numbers: 3 | 7 | 7 | 8 | 7 | 0 | 11 | 0. The bottom staff contains fret numbers: 0 | 0 | 0 | 9 | 8 | 9 | 10-9. Vertical bar lines separate the measures. Below the staves are vertical tick marks and some curved symbols.

9



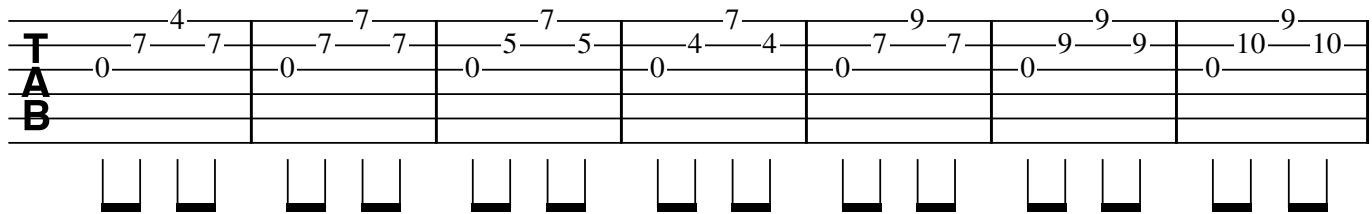
System 2: TAB notation with three staves. The top staff contains fret numbers: 2-0-2-3-2-0 | 3-2 | 3-2-3 | 0 | 2-0-7-6 | 10-9-7-6 | 7-7-7 | 7. The middle staff contains fret numbers: 0 | 3-2 | 0 | 0 | 0 | 0 | 0 | 8 | 8. The bottom staff contains fret numbers: 0 | 2 | 0 | 2 | 0 | 0 | 0 | 7 | 7-5-3. Vertical bar lines separate the measures. Below the staves are vertical tick marks and some curved symbols.

15



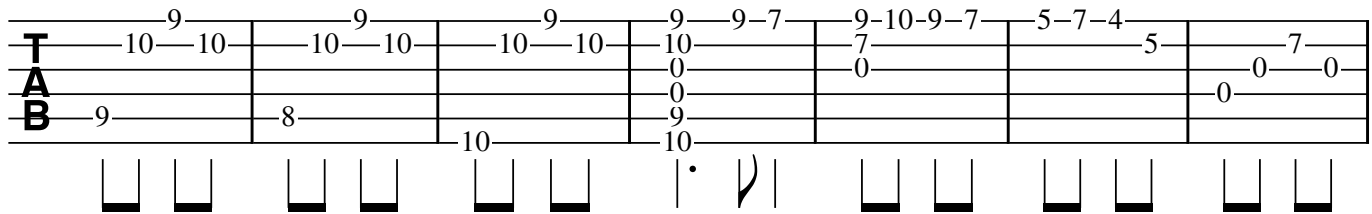
System 3: TAB notation with three staves. The top staff contains fret numbers: 2 | 0-0 | 0-2 | 2-3 | 2-5 | 3-5 | 7-5. The middle staff contains fret numbers: 0 | 0 | 0 | 0 | 0 | 0 | 0. The bottom staff contains fret numbers: 2-0-2-3-2-0 | 2 | 2 | 2 | 2 | 2 | 2. Vertical bar lines separate the measures. Below the staves are vertical tick marks and some curved symbols.

22



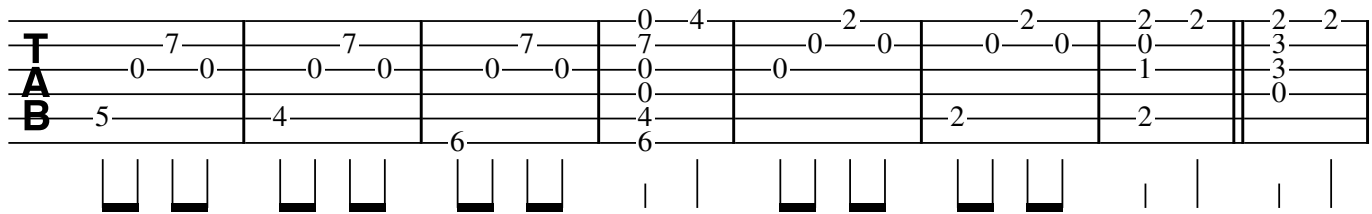
System 4: TAB notation with three staves. The top staff contains fret numbers: 4 | 7 | 7 | 7 | 7 | 9 | 9 | 9 | 10-10. The middle staff contains fret numbers: 0 | 0 | 0 | 0 | 0 | 0 | 0 | 0. The bottom staff contains fret numbers: 0 | 0 | 0 | 0 | 0 | 0 | 0 | 0. Vertical bar lines separate the measures. Below the staves are vertical tick marks and some curved symbols.

29



System 5: TAB notation with three staves. The top staff contains fret numbers: 9 | 9 | 9 | 9-9-7 | 9-10-9-7 | 5-7-4 | 5 | 7 | 0. The middle staff contains fret numbers: 10-10 | 10-10 | 10-10 | 10 | 7 | 0 | 0 | 0-0. The bottom staff contains fret numbers: 9 | 8 | 10 | 9 | 10 | 10 | 0 | 0. Vertical bar lines separate the measures. Below the staves are vertical tick marks and some curved symbols.

36



System 6: TAB notation with three staves. The top staff contains fret numbers: 7 | 7 | 7 | 0-4 | 2 | 2 | 2-2 | 2-2. The middle staff contains fret numbers: 0 | 0 | 0 | 0 | 0 | 0 | 1 | 3 | 3 | 0. The bottom staff contains fret numbers: 5 | 4 | 6 | 4 | 2 | 2 | 2 | 2. Vertical bar lines separate the measures. Below the staves are vertical tick marks and some curved symbols.

2

44

**T  
A  
B**

|   |   |   |     |   |   |   |    |   |   |    |   |   |
|---|---|---|-----|---|---|---|----|---|---|----|---|---|
| 5 | 5 | 5 | 7   | 7 | 9 | 9 | 10 | 9 | 7 | 0  | 7 | 7 |
| 7 |   | 7 | 8-7 | 7 | 7 | 9 | 0  | 0 | 0 | 11 | 7 | 7 |
| 7 |   | 7 |     | 8 | 7 | 7 | 0  | 0 | 0 | 0  | 8 | 8 |
| 0 |   | 0 |     | 9 | 8 | 8 | 9  | 9 | 9 | 9  | 9 | 9 |
|   |   |   |     |   |   |   |    |   |   |    |   | 7 |

| | | · | | | | | · | | | | | ·

# XXVII

27.12.2016

Musical staff 1, measures 1-4. Treble clef, key signature of two sharps (F# and C#). Measure 1 starts with a bass clef '8' below the staff. The melody consists of quarter notes: F#4, G4, A4, B4, C5, B4, A4, G4. Measure 2 has a bass clef '8' below the staff. The melody continues: F#4, G4, A4, B4, C5, B4, A4, G4. Measure 3 has a bass clef '8' below the staff. The melody continues: F#4, G4, A4, B4, C5, B4, A4, G4. Measure 4 has a bass clef '8' below the staff. The melody continues: F#4, G4, A4, B4, C5, B4, A4, G4. There are triplets of eighth notes in measures 3 and 4.

Musical staff 2, measures 5-7. Treble clef, key signature of two sharps (F# and C#). Measure 5 starts with a bass clef '8' below the staff. The melody consists of quarter notes: F#4, G4, A4, B4, C5, B4, A4, G4. Measure 6 has a bass clef '8' below the staff. The melody continues: F#4, G4, A4, B4, C5, B4, A4, G4. Measure 7 has a bass clef '8' below the staff. The melody continues: F#4, G4, A4, B4, C5, B4, A4, G4.

Musical staff 3, measures 8-11. Treble clef, key signature of two sharps (F# and C#). Measure 8 starts with a bass clef '8' below the staff. The melody consists of quarter notes: F#4, G4, A4, B4, C5, B4, A4, G4. Measure 9 has a bass clef '8' below the staff. The melody continues: F#4, G4, A4, B4, C5, B4, A4, G4. Measure 10 has a bass clef '8' below the staff. The melody continues: F#4, G4, A4, B4, C5, B4, A4, G4. Measure 11 has a bass clef '8' below the staff. The melody continues: F#4, G4, A4, B4, C5, B4, A4, G4. There are triplets of eighth notes in measures 10 and 11.

Musical staff 4, measures 12-14. Treble clef, key signature of two sharps (F# and C#). Measure 12 starts with a bass clef '8' below the staff. The melody consists of quarter notes: F#4, G4, A4, B4, C5, B4, A4, G4. Measure 13 has a bass clef '8' below the staff. The melody continues: F#4, G4, A4, B4, C5, B4, A4, G4. Measure 14 has a bass clef '8' below the staff. The melody continues: F#4, G4, A4, B4, C5, B4, A4, G4. There are triplets of eighth notes in measures 12, 13, and 14.

Musical staff 5, measures 15-17. Treble clef, key signature of two sharps (F# and C#). Measure 15 starts with a bass clef '8' below the staff. The melody consists of quarter notes: F#4, G4, A4, B4, C5, B4, A4, G4. Measure 16 has a bass clef '8' below the staff. The melody continues: F#4, G4, A4, B4, C5, B4, A4, G4. Measure 17 has a bass clef '8' below the staff. The melody continues: F#4, G4, A4, B4, C5, B4, A4, G4. There are triplets of eighth notes in measures 15, 16, and 17.

# XXVII

27.12.2016

7 7 12 10 | 10 9 7 7 | 2 3 2 0 0 | 2 0

TAB

Diagrammatic representation of the first four measures of the piece. The first measure contains notes 7, 7, 12, 10 on the top line. The second measure contains 10, 9, 7, 7. The third measure contains 2, 3, 2, 0, 0. The fourth measure contains 2, 0. The bottom line shows fret positions: 7, 7, 12, 10, 10, 9, 7, 7, 2, 3, 2, 0, 0, 2, 0. There are two triplets of notes in the third measure, each marked with a '3' below the notes.

5

10 10 10 10 10 10 | 9 7 | 7 5 5 3 | 0 0

TAB

Diagrammatic representation of measures 5-8. Measure 5: 10 10 10 10 10 10. Measure 6: 9 7. Measure 7: 7 5 5 3. Measure 8: 0 0. The bottom line shows fret positions: 10, 10, 10, 10, 10, 10, 9, 7, 7, 5, 5, 3, 0, 0. There are two triplets of notes in measure 7, each marked with a '3' below the notes.

9

7 7 12 10 | 10 9 7 7 | 2 0 2 3 2 0 0 | 2 0 2 3 2 0 0

TAB

Diagrammatic representation of measures 9-12. Measure 9: 7 7 12 10. Measure 10: 10 9 7 7. Measure 11: 2 0 2 3 2 0 0. Measure 12: 2 0 2 3 2 0 0. The bottom line shows fret positions: 7, 7, 12, 10, 10, 9, 7, 7, 2, 0, 2, 3, 2, 0, 0, 2, 0, 2, 3, 2, 0, 0. There are three triplets of notes in measure 11, each marked with a '3' below the notes.

13

2 2 2 3 3 3 2 2 2 0 | 2 0 2 | 2 0 2 3 2 0 0 | 2 0 2 3 2 0 0 2 | 0 0 0 0

TAB

Diagrammatic representation of measures 13-16. Measure 13: 2 2 2 3 3 3 2 2 2 0. Measure 14: 2 0 2. Measure 15: 2 0 2 3 2 0 0. Measure 16: 2 0 2 3 2 0 0 2. The bottom line shows fret positions: 2, 2, 2, 3, 3, 3, 2, 2, 2, 0, 2, 0, 2, 2, 0, 2, 3, 2, 0, 0, 2, 0, 0, 0, 0, 0, 0, 0, 2. There are three triplets of notes in measure 13, each marked with a '3' below the notes.



# XXVIII

01.01.2017

Musical staff 1: Treble clef, key signature of two sharps (F# and C#), 8/8 time signature. The staff contains a sequence of notes and chords, including a half note G4, a quarter note F#4, and a half note E4, followed by a series of eighth notes and chords.

Musical staff 2: Treble clef, key signature of two sharps, 8/8 time signature. The staff contains a sequence of notes and chords, including a half note G4, a quarter note F#4, and a half note E4, followed by a series of eighth notes and chords.

Musical staff 3: Treble clef, key signature of two sharps, 8/8 time signature. The staff contains a sequence of notes and chords, including a half note G4, a quarter note F#4, and a half note E4, followed by a series of eighth notes and chords.

Musical staff 4: Treble clef, key signature of two sharps, 8/8 time signature. The staff contains a sequence of notes and chords, including a half note G4, a quarter note F#4, and a half note E4, followed by a series of eighth notes and chords.

Musical staff 5: Treble clef, key signature of two sharps, 8/8 time signature. The staff contains a sequence of notes and chords, including a half note G4, a quarter note F#4, and a half note E4, followed by a series of eighth notes and chords.

# XXVIII

01.01.2017

7

V

TAB 0-2-3-2 2-0-0 5 5-5-7 3-3-5

TAB 2-2 2 0 0

TAB 3 3 0 0

7

TAB 2-0-2-3-2-0 10-0 9-0 9-0 9-10 9-10 9-10 9-10

TAB 3 3 0 0 0 0 0 0

TAB 0 5-7 9 8 7 0 9

14

TAB 2 2 3 2 0 0 2 2 3-2-0 3 3-2-0 0-2-3 0-2-3

TAB 3 3 0 0 0 1 1 0 0-4 4

TAB 0 0 0 2 2 2 2 2 3

21

TAB 7-7-7-6-6-6 5-5-5-4-4-4 4-4-4-2-2-2 2 2 2

TAB 5 5 7 7 0 0 0 0 0 0

TAB 0 0 0 0 1 1 1 1 1 1 2 2 0 0 3 3

25

TAB 2 2 0-2-3 2

TAB 0 0 1 4-1-0 1 2

TAB 1 0 1 2 2

# XXIX

03.01.2017

Musical notation for the first system, measures 1-7. The piece is in G major (one sharp) and 8/8 time. The melody is written in the treble clef, and the bass line is in the bass clef. The melody consists of quarter and eighth notes, with some rests. The bass line features a steady eighth-note accompaniment.

Musical notation for the second system, measures 8-12. The melody continues with eighth-note patterns and some triplet-like groupings. The bass line remains consistent with the eighth-note accompaniment.

Musical notation for the third system, measures 13-18. This system includes a fermata over the first measure. The melody features a mix of quarter and eighth notes, while the bass line continues with eighth notes and some chordal textures.

Musical notation for the fourth system, measures 19-24. This system concludes the piece with a double bar line. It features triplet markings (the number '3') under the first three measures of the system. The melody ends with a half note, and the bass line concludes with a final chord.

# XXIX

03.01.2017

9

1-1 3-3 2-2-0 2 0-2 3 1

0 0 0 0 0 0 0 0

0 0 1 0 0 0 0 0

1 0 1 0 1 0 1 1

0 0 0 1 0 1 0 0

9

7 5 5-5-5-5-5-5 3-3-3-3-3-3 3 9 10-13-12

0 0 0 0 0 0 0 0 0 0

6 6 4 4 5 4 3 2 3 0 0

0 0 0 0 5 4 3 2 2 3 0

15

1-0 1-1 1 2-10 7-5-4-5-4-2-4-2-0 2 2-6

0 0 0 3 0 0 0 0 0 0 0 0

0 0 0 0 0 0 0 0 0 0 0 0

1-0 1 1 0 1 2 2 2 2 1 0 2

3 3 3

22





7 0 0 0 6 7

1.

# XXX

## Vuggevisse for druknende barn

07.01.2017



# XXX

## Vuggevisse for druknende barn

07.01.2017

10-9-7 | 9-7-6 | 7-7 | 2-3-2 | 3-3-5 | 2-6 | 10-10-10 | 9-7-6

TAB

• | √ | | | | • | √ | | | | | | | • | √ |

9

7- | 0-2-0 | 0-1-1-1-1 | 2- | 3- | 10- | 6- | 3-

TAB

7-5-3 | 2- | 2-2-2 | 0-0-0 | 0-0-0 | 0-0-0 | 0-0-0

16

2-2-2 | 2-2-2 | 2-2-2 | 2-2-2 | 0 | 4 | 2 | 0 | 2 | 4 | 0

TAB

1 | 0 | 1 | 1 | 1 | 1 | 1 | 1 | 1 | 1

B

2 | 2 | 2 | 2 | 2 | 2 | 2 | 2 | 2 | 2

Tremolo samme mønster

24

2-2-2 | 2-2-2 | 2-2-2 | 3-3-3 | 2-2-2 | 2-2 | 10-9-7 | 9-7-6 | 7-

TAB

0 | 0 | 0 | 0 | 0 | 0 | 0 | 6 | 10-9-8

B

10

Ujevnt, langsomt, vakkende

28

2- | 3- | 2- | 7-

TAB

6 | 0 | 0 | 7

B

6 | 5

Langsom arp., "under vann"

# XXXI

13.01.2017

First staff of musical notation, measures 1 to 5. The key signature is three sharps (F#, C#, G#). The notation includes a treble clef, an 8-measure repeat sign, and various notes and rests.

Second staff of musical notation, measures 6 to 10. The key signature is three sharps. The notation includes a treble clef, an 8-measure repeat sign, and various notes and rests.

Third staff of musical notation, measures 11 to 13. The key signature is three sharps. The notation includes a treble clef, an 8-measure repeat sign, and various notes and rests.

Fourth staff of musical notation, measures 14 to 17. The key signature is three sharps. The notation includes a treble clef, an 8-measure repeat sign, and various notes and rests.

# XXXI

13.01.2017

**T**  
**A**  
**B**

3-2 | 5-3 | 2-0 | 4 | 0-2-3 | 2-0 | 3-2 | 2-0-2-3-2-0 | 3-2

4 | 4 | 3 | 2-0-2-3-2-0 | 3-2

2

2-0-2-3-2-0 | 3-2

Diagram showing fret positions for measures 1-4. Measure 1: frets 3, 2. Measure 2: frets 5, 3. Measure 3: frets 2, 0. Measure 4: fret 4. Measure 5: frets 0, 2, 3. Measure 6: frets 2, 0. Measure 7: frets 3, 2. Measure 8: frets 2, 0, 2, 3, 2, 0. Measure 9: frets 3, 2.

7

**T**  
**A**  
**B**

2-2-3-2-0 | 2-0 | 7 | 7-8-7 | 8-7-5-2

0 | 0 | 3 | 3-3-3-2 | 0 | 0 | 0 | 0-10-8-7 | 0

0 | 0 | 2-3-2 | 3 | 2 | 2 | 7

2 | 2 | 2-3-2 | 3 | 2 | 2 | 7

Diagram showing fret positions for measures 7-10. Measure 7: frets 2, 2, 3, 2, 0. Measure 8: frets 2, 0. Measure 9: fret 7. Measure 10: frets 7, 8, 7. Measure 11: frets 8, 7, 5, 2.

13

**T**  
**A**  
**B**

3-2-0 | 0-2-3 | 0 | 2-2-2-3-3-3-2 | 0-0 | 2

0 | 4 | 0 | 0 | 0 | 0-0 | 0

2 | 2 | 2 | 2 | 0-2-3 | 2

Diagram showing fret positions for measures 13-16. Measure 13: frets 3, 2, 0. Measure 14: frets 0, 2, 3. Measure 15: fret 0. Measure 16: frets 2, 2, 2, 3, 3, 3, 2. Measure 17: frets 0, 0. Measure 18: fret 2. Measure 19: frets 0, 0, 0. Measure 20: frets 0, 2, 3. Measure 21: fret 2. Measure 22: fret 1. Measure 23: fret 2.



# XXXII

15.01.2017

Musical staff 1, measures 1-6. The staff is in treble clef with a key signature of two sharps (F# and C#). It begins with a bass clef and the number 8. The melody consists of eighth and quarter notes, with some chords. A flat sign is present above the final note of the staff.

Musical staff 2, measures 7-9. The staff is in treble clef with a key signature of two sharps. It begins with a bass clef and the number 8. The melody continues with eighth and quarter notes, featuring some triplets and chords.

Musical staff 3, measures 10-11. The staff is in treble clef with a key signature of two sharps. It begins with a bass clef and the number 8. The melody continues with eighth and quarter notes, featuring some triplets and chords.

Musical staff 4, measures 12-15. The staff is in treble clef with a key signature of two sharps. It begins with a bass clef and the number 8. The melody continues with eighth and quarter notes, featuring some triplets and chords. A flat sign is present above the first note of the final measure.

Musical staff 5, measures 16-19. The staff is in treble clef with a key signature of two sharps. It begins with a bass clef and the number 8. The melody continues with eighth and quarter notes, featuring some triplets and chords. The piece ends with a double bar line.

# XXXII

15.01.2017

10

TAB notation for measures 1-7. The notation is written on a six-line staff. Measure 1: 10 on the top line, 0 on the second line, 9 on the third line. Measure 2: 0 on the second line, 0 on the third line. Measure 3: 0 on the second line, 0 on the third line. Measure 4: 0 on the second line, 8 on the third line. Measure 5: 7-7 on the top line, 7 on the second line, 9 on the third line. Measure 6: 7-11 on the top line, 7 on the second line, 7 on the third line. Measure 7: 12 on the top line, 0 on the second line, 10 on the third line. Below the staff are vertical bar lines and horizontal lines representing fret positions.

8

TAB notation for measures 8-10. Measure 8: 0 on the top line, 0 on the second line, 7 on the third line, 2 on the fourth line, 3 on the fifth line, 0 on the sixth line. Measure 9: 0-2-3 on the top line, 0 on the second line, 0 on the third line, 3-2-3-2-0 on the fourth line. Measure 10: 0 on the top line, 0 on the second line, 5-4-5-7-8-7-8-10-8-7 on the third line, 9-8 on the fourth line. Below the staff are vertical bar lines and horizontal lines representing fret positions.

11

TAB notation for measures 11-14. Measure 11: 2-0-2-3-2-0 on the top line, 0 on the second line, 0 on the third line, 3-2 on the fourth line. Measure 12: 10-10-10-9-9-9-7-7-7 on the top line, 0 on the second line, 0 on the third line, 8 on the fourth line. Measure 13: 3-3-3-2-2-2-2-3 on the top line, 0 on the second line, 0 on the third line, 1-2 on the fourth line. Measure 14: 0-2 on the top line, 2 on the second line, 3 on the third line, 0 on the fourth line. Below the staff are vertical bar lines and horizontal lines representing fret positions.

15

TAB notation for measures 15-17. Measure 15: 0 on the top line, 3 on the second line, 0 on the third line, 0 on the fourth line, 3 on the fifth line. Measure 16: 2-0-2-3-2-0 on the top line, 0 on the second line, 0 on the third line, 8-7 on the fourth line. Measure 17: 7 on the top line, 0 on the second line, 0 on the third line, 6 on the fourth line, 7 on the fifth line. Below the staff are vertical bar lines and horizontal lines representing fret positions.

# XXXIII

17.01.2017

Musical staff 1: Treble clef, key signature of two sharps (F# and C#), 8/8 time signature. The staff contains a sequence of chords and eighth notes, starting with a whole note chord and followed by eighth notes in pairs.

Musical staff 2: Treble clef, key signature of two sharps, 8/8 time signature. The staff begins with a measure marked '6'. It features several triplet markings (the number '3') over eighth notes and a series of sixteenth-note runs.

Musical staff 3: Treble clef, key signature of two sharps, 8/8 time signature. The staff begins with a measure marked '8'. It contains a mix of eighth and sixteenth notes, with some notes beamed together.

Musical staff 4: Treble clef, key signature of two sharps, 8/8 time signature. The staff begins with a measure marked '14'. It features a prominent sixteenth-note run in the first half, followed by a more melodic line.



Musical staff 5: Treble clef, key signature of two sharps, 8/8 time signature. The staff begins with a measure marked '19'. It includes a wavy hairpin symbol (trill or vibrato) above a note and ends with a double bar line.

Musical staff 6: Treble clef, key signature of two sharps, 8/8 time signature. The staff begins with a measure marked '25'. It contains a series of chords and eighth notes, concluding with a double bar line.



# XXXIV

05.02.2017



# XXXIV

05.02.2017

**T** 2 2 2 2 3 0 0 0 2 3 5 5 3 2  
**A** 3 3 3 3 3 3 3 3 3 3 0 0 0 0  
**B** 0 0 0 0 0 0 0 0 0 0 0 0 0 0

4

**T** 0-2-3-2-0-2-0 0 2 0 2-2 0  
**A** 3-2-3 0 0 3-2-3 0 3-2-0-2-3 3-3 3 2-3-2-0-2-3  
**B** 2 0 3 2 2 0

10

**T** 3-2-0 0 0 5 7-5-3-5 5-3-2-3 3-2-0 7 5  
**A** 0 3 3 0-7-8 0 0 8-7-8 8 7  
**B** 2 3-2 0 0 0 0 0 0 0 7 5

V

# XXXV

12.02.2017

Musical staff 1, starting at measure 1. It features a treble clef and a common time signature (C). The melody consists of eighth notes, with some beamed sixteenth notes. The bass line consists of a steady eighth-note accompaniment. A small '8' is written below the first measure.

Musical staff 2, starting at measure 5. It continues the melody and accompaniment from the previous staff. A small '8' is written below the first measure.

Musical staff 3, starting at measure 9. The melody continues with eighth notes. A small '8' is written below the first measure.

Musical staff 4, starting at measure 11. The melody continues with eighth notes. A small '8' is written below the first measure.

Musical staff 5, starting at measure 13. The melody continues with eighth notes. A small '8' is written below the first measure.


Musical staff 6, starting at measure 17. It features a treble clef and a common time signature (C). The melody consists of quarter notes. A sharp sign (#) is placed above the second measure. Above the staff, the text "Harm12" is written, with a circled '12' below it. A small '8' is written below the first measure.

# XXXV

12.02.2017


4

|          |           |             |                 |
|----------|-----------|-------------|-----------------|
|          | 0—1—0—1—3 | 0—3—1—0—1—0 | 5—3—1—0—3—1—0—3 |
| <b>T</b> | 3—1—3     | 3—1         |                 |
| <b>A</b> |           |             |                 |
| <b>B</b> | 0         | 0           | 0               |




4

|          |       |       |           |               |
|----------|-------|-------|-----------|---------------|
|          | 1—0—0 | 3—1—0 | 3—1—0—1—0 | 0—1—1—1—3—3—3 |
| <b>T</b> | 3—1—3 | 3—1—0 | 3—1       | 3—1—1—3—3—3   |
| <b>A</b> |       |       |           |               |
| <b>B</b> | 0     | 0     | 0—3—2—3   | 0—0           |




8

|          |             |             |                         |
|----------|-------------|-------------|-------------------------|
|          | 5—5—5—6—6—6 | 3—3—3—5—5—5 | 5—5—5—6—6—6—5—5—5—3—3—3 |
| <b>T</b> |             |             |                         |
| <b>A</b> |             |             |                         |
| <b>B</b> | 0—0         | 0—0         | 0—0—0—0                 |




11

|          |                         |                         |
|----------|-------------------------|-------------------------|
|          | 5—5—5—3—3—3—1—1—1—0—0—0 | 1—1—1—0—0—0—3—3—3—1—1—1 |
| <b>T</b> |                         |                         |
| <b>A</b> |                         |                         |
| <b>B</b> | 0—0—0—0                 | 0—0—0—0                 |




13

|          |       |       |       |         |
|----------|-------|-------|-------|---------|
|          | 3—1—0 | 1—0   | 0     | 0       |
| <b>T</b> | 3—1—0 | 3—1—0 | 3—1—0 | 3—1—3—0 |
| <b>A</b> | 3     | 3—1   | 3—1   | 3—1     |
| <b>B</b> | 0     | 0     | 0     | 2—2     |



17

|          |         |        |
|----------|---------|--------|
|          |         | Harm12 |
| <b>T</b> | 3—5—7—8 | 0      |
| <b>A</b> |         | 10     |
| <b>B</b> | 0       | 0      |





# XXXVI

04.02.2017

The first system of musical notation for XXXVI, starting at measure 8. It features a treble clef and a key signature of two sharps (F# and C#). The music consists of a series of chords and melodic lines in the right hand, with a bass line in the left hand. The notation includes various rhythmic values and articulation marks.

The second system of musical notation for XXXVI, starting at measure 7. It features a treble clef and a key signature of two sharps. This system is characterized by several triplet markings (indicated by the number '3') over groups of notes in both the treble and bass staves. The piece concludes with a final chord and a downward-pointing arrow.

The third system of musical notation for XXXVI, starting at measure 12. It features a treble clef and a key signature of two sharps. The notation includes a fermata over a chord in the right hand. The system ends with a double bar line and a final chord.

The fourth system of musical notation for XXXVI, starting at measure 19. It features a treble clef and a key signature of two sharps. The system concludes the piece with a double bar line and a final chord.

# XXXVI

04.02.2017

8

8-measure guitar tablature. The first measure has an up-bow stroke on the 2nd fret and a down-bow stroke on the 1st fret. The second measure has a down-bow stroke on the 1st fret. The third and fourth measures contain triplets of notes (0, 2, 3, 2, 0) on the top string and (0, 3, 2, 3, 0) on the second string. The fifth measure has notes (0, 2, 0) on the top string and (2, 0, 3) on the second string. The sixth measure has notes (2, 2, 3) on the top string and (0, 0, 1) on the second string. The seventh measure has notes (3, 3) on the top string and (0, 1, 0) on the second string. The eighth measure has notes (0, 2, 3, 2, 0) on the top string and (0, 3, 2) on the second string. The bottom staff shows fretted notes with triplet markings.

8

6-measure guitar tablature. The first measure has notes (7, 8, 7, 5) on the top string and (0, 8) on the second string. The second measure has notes (10, 9, 7) on the top string and (0, 11) on the second string. The third measure has notes (7, 9) on the top string and (8, 9) on the second string. The fourth measure has notes (9) on the top string and (8, 9) on the second string. The fifth measure has notes (9) on the top string and (10, 8) on the second string. The sixth measure has notes (10) on the top string and (8, 9) on the second string. The seventh measure has notes (7) on the top string and (0, 0, 0) on the second string. The eighth measure has notes (5, 4, 2, 0) on the top string and (0, 0, 0) on the second string. The ninth measure has notes (2) on the top string and (0, 0, 0) on the second string. The tenth measure has notes (2) on the top string and (0, 0, 0) on the second string. The eleventh measure has notes (2) on the top string and (0, 1, 0) on the second string. The twelfth measure has notes (2) on the top string and (0, 2, 2) on the second string. The bottom staff shows fretted notes with triplet markings.

16

6-measure guitar tablature. The first measure has notes (2) on the top string and (0, 0, 0) on the second string. The second measure has notes (2) on the top string and (0, 0, 0) on the second string. The third measure has notes (2, 3, 2, 0) on the top string and (0, 3, 2, 0) on the second string. The fourth measure has notes (0, 2, 3) on the top string and (0, 4, 4) on the second string. The fifth measure has notes (0, 2, 3, 2, 0) on the top string and (0, 0, 0) on the second string. The sixth measure has notes (10, 10, 9) on the top string and (0, 0, 0) on the second string. The seventh measure has notes (10) on the top string and (0, 0, 0) on the second string. The eighth measure has notes (10) on the top string and (0, 0, 0) on the second string. The ninth measure has notes (10) on the top string and (0, 0, 0) on the second string. The tenth measure has notes (10) on the top string and (0, 0, 0) on the second string. The eleventh measure has notes (10) on the top string and (0, 0, 0) on the second string. The twelfth measure has notes (10) on the top string and (0, 0, 0) on the second string. The bottom staff shows fretted notes with triplet markings.

22

3-measure guitar tablature. The first measure has notes (2) on the top string and (0, 1, 0) on the second string. The second measure has notes (2) on the top string and (0, 2) on the second string. The third measure has notes (2) on the top string and (0, 4, 0) on the second string. The fourth measure has notes (2) on the top string and (0, 1) on the second string. The fifth measure has notes (2) on the top string and (0, 1) on the second string. The sixth measure has notes (2) on the top string and (0, 2) on the second string. The bottom staff shows fretted notes.

# XXXVII

10.02.2017

Musical notation for the first system, measures 1-7. The key signature is two sharps (F# and C#). The notation is written on a single staff with a treble clef and a common time signature (C). The music consists of a series of chords and melodic lines, with a key signature change to one flat (F major) in the final measure.

Musical notation for the second system, measures 8-10. The key signature is one flat (F major). The notation is written on a single staff with a treble clef and a common time signature (C). The music features a series of chords and melodic lines, with a key signature change to two flats (Bb major) in the final measure.

Musical notation for the third system, measures 11-13. The key signature is two flats (Bb major). The notation is written on a single staff with a treble clef and a common time signature (C). The music features a series of chords and melodic lines, with a key signature change to one flat (F major) in the final measure. The system ends with a double bar line and a fermata.

# XXXVII

10.02.2017

V

Measure 5: TAB notation for guitar. Staff 1: 2-2, 7-7, 8-7-5, 8-7-5, 7-5-3-5, 5-3-2, 3-2-0, 2-0. Staff 2: 0, 0, 5, 8, 0, 0, 4, 0, 4. Staff 3: 0, 0, 5, 4, 4, 2, 0, 2. Diagrams below show fretted notes on strings 1-6.

9

Measure 9: TAB notation for guitar. Staff 1: 0-0-0-0-0-0-0-0-0-0, 0, 0-2-0-0-2-0-3. Staff 2: 5-7-8-7-5-3-1-0, 0, 0-3-0-3-0-3. Staff 3: 2-0, 3-2, 2. Diagrams below show fretted notes on strings 1-6.

12

VII

Measure 12: TAB notation for guitar. Staff 1: 2-2, 7-7, 10-9-7, 7. Staff 2: 0, 0, 0, 8, 9, 7. Staff 3: 0, 0, 8, 9, 9, 7. Diagrams below show fretted notes on strings 1-6.



# XXXVIII

11.02.2017

w

5-5-3-2 | 5-3-2-0 | 0 | 2-2-2-3-2-0 | 2 |

0 | 0 | 3-2-3 | 0 | 0 | 1-1 | 0-0-0-2-2-2 |

0 | 0 | 0 | 0 | 0 | 2 | 2 | 1 | 1 |

2 | 2 | 2 | 2 | 2 | 2 | 2 | 2 |

3 3 3 3

7

2-2-2-2-2-2-0-0-0-0-0-0-0-0-0 | 0 | 0-2-6 | 10-10 |

2 | 3 | 2 | 3 | 3 | 3-2 | 2-0 | 0 | 0-2-6 | 10-10 |

0 | 2 | 2 | 3 | 4 | 5 | 4 | 0 | 0-4 | 4 | 0 |

4 | 4 | 2 | 2 | 3 | 2 | 2 | 3 |

3 3 3 3 3 3 3 3 3

14

VII

9-7-11-9 | 7 |

7 | 7 | 8 | 9 | 9 | 7 |

7 | 7 | 8 | 9 | 9 | 7 |

7 | 7 | 8 | 9 | 9 | 7 |

# XXXIX

13.02.2017

The first system of musical notation for XXXIX consists of a single staff in treble clef with a key signature of two sharps (F# and C#). The staff begins with a bass clef-like symbol and the number '8' below it. The notation includes a series of eighth and sixteenth notes in the upper register, followed by a series of chords and single notes in the lower register.

7

The second system of musical notation for XXXIX continues from the first system. It features a treble clef, a key signature of two sharps, and a bass clef-like symbol with the number '8' below it. The notation includes a series of eighth and sixteenth notes in the upper register, followed by a series of chords and single notes in the lower register, ending with a double bar line.

# XXXIX

13.02.2017

Tablature for measures 1-7. The strings are labeled T (top), A (middle), and B (bottom). Measure 1: T (3-2-0), A (0-3), B (2). Measure 2: T (2-0), A (0-3-2), B (2). Measure 3: T (0), A (2-3-2), B (2). Measure 4: T (0), A (0), B (2-0). Measure 5: T (0-0-2), A (0), B (2-3-2). Measure 6: T (3-3-5), A (0), B (0). Measure 7: T (10-9-7), A (0-10), B (0). Fingering numbers are shown above the notes. Bar lines are present at the end of each measure.

8

Tablature for measure 8. The strings are labeled T (top), A (middle), and B (bottom). Measure 8: T (9-7), A (10-10-9), B (5). Measure 9: T (7), A (0), B (3). Measure 10: T (5), A (0), B (2). Measure 11: T (3-2-0), A (0-3), B (2). Measure 12: T (0-2-3), A (0), B (2). Measure 13: T (0), A (0), B (2). Measure 14: T (2), A (0), B (2). The piece ends with a double bar line at the end of measure 14. Fingering numbers are shown above the notes. Bar lines are present at the end of each measure.



# XL

14.02.2017

The first system of music consists of two staves. The upper staff is in treble clef with a key signature of two sharps (F# and C#). It begins with a whole note chord (F#, C#, G) and continues with a series of notes: a dotted quarter note (F#), an eighth note (C#), a quarter note (G), a quarter note (F), a quarter note (E), and a quarter note (D). The lower staff is in bass clef and provides accompaniment with chords and single notes.

7

The second system of music starts at measure 7. It features a treble clef and a key signature of two sharps. The melody includes a triplet of eighth notes (F#, G, A) and another triplet of eighth notes (B, C, D). The lower staff continues with accompaniment, including a triplet of eighth notes (F#, G, A).

10

Rolig, stille

The third system of music starts at measure 10. It features a treble clef and a key signature of two sharps. The melody includes a quarter note (F#), a quarter note (G), a quarter note (A), a quarter note (B), and a quarter note (C). The lower staff continues with accompaniment. The system concludes with a double bar line.

# XL

14.02.2017

**TAB**

10-10 | 9-7-6 | 7- | 2-2-2 | 7-9-10-10 | 10-9-7-6-7-9

0 | 0 | 0 | 0-0 | 0 | 0

0 | 0 | 0 | 0-0 | 0 | 0

9 | | | | | |

9 | | | | | |

7 | | | | | |

| | | | | |

| | | | | |

| | | | | |

| | | | | |

8 Rolig, stille

**TAB**

12-10-9-10-9-7-9-7-6 | 2- | 2-0-2-3-2-0 | 0 | 0 | 10-10

0 | 0 | 0 | 0 | 0 | 0

0 | 0 | 0 | 0 | 0 | 0

2-0-2-3-2-0 | 2- | 2-4-5-7 | 9 | | |

3 3 3

| | | | | |

| | | | | |

| | | | | |

| | | | | |

| | | | | |

14

**TAB**

9-7-6 | 7- |

0 | 0 |

0 | 0 |

6 | 7 |

7 | 7 |






| |

| |

| |

# XLI

15.02.2017



# XLI

15.02.2017

3-3 5-5 3-2-0 2-0 3-2 3-3 5-5 7-7-9-9 10-9-7 10-8-7 10-8

6

7-5 7-6-7 5-7-8 5-7 5-4-5-4-5-4 4 5-4-2-0 4 2-0 4

9

4 4 4 4 4 4 4 4 4 4 4 4 4 4 4 4 5 5 5 5 5 5

13


4 4 4 4 4 4 5 5 7 7 7 7 5 5 5 5

19

3-2 5 2 5-3-2 3 3 5 5 7 7 9 9 10 7 8 0

# XLII

17.02.2017



# XLII

17.02.2017

6

Measure 6: Five-measure phrase. Staff 1 (T): 0, 0, 0, 3, 3. Staff 2 (A): 0, 0, 0, 0, 0. Staff 3 (B): 2, 2, 2, 2, 2. Fingering: 3, 3, 3, 3, 3. Diagrams: 5 frets, 4 frets, 3 frets, 2 frets, 1 fret.

6

Measure 6: Five-measure phrase. Staff 1 (T): 0, 0, 3, 2, 0. Staff 2 (A): 0, 0, 0, 0, 0. Staff 3 (B): 2, 2, 2, 1, 1. Fingering: 3, 3, 3, 2, 2. Diagrams: 5 frets, 4 frets, 3 frets, 2 frets, 1 fret.

11

Measure 11: Five-measure phrase. Staff 1 (T): 7, 5, 3, 2, 2. Staff 2 (A): 0, 0, 0, 0, 0. Staff 3 (B): 6, 4, 2, 1, 1. Fingering: 7, 5, 3, 2, 2. Diagrams: 7 frets, 5 frets, 3 frets, 2 frets, 2 frets.

16

Measure 16: Five-measure phrase. Staff 1 (T): 0, 0, 0, 0, 2. Staff 2 (A): 0, 0, 0, 0, 0. Staff 3 (B): 2, 2, 2, 2, 2. Fingering: 2, 2, 2, 2, 2. Diagrams: 2 frets, 2 frets, 2 frets, 2 frets, 2 frets.

# XLIII

18.02.2017

The first system of musical notation consists of a single staff in treble clef with a key signature of three sharps (F#, C#, G#). The music begins with a whole note chord of F#, C#, and G#. This is followed by a series of eighth notes, with some notes beamed in pairs. The piece concludes with a whole note chord of F# and C#.

5

The second system of musical notation continues the piece from measure 5. It features a similar pattern of eighth notes and chords as the first system, ending with a whole note chord of F# and C#.

8

The third system of musical notation continues the piece from measure 8. It maintains the eighth-note rhythmic pattern and chordal structure, ending with a whole note chord of F# and C#.

14

The fourth system of musical notation continues the piece from measure 14. It includes a triplet of eighth notes in the upper voice and a triplet of eighth notes in the lower voice. The system concludes with a whole note chord of F# and C#.

# XLIII

18.02.2017

0-2-2-3-2-0-0-0-0-0-2-3-2-0-0-2-0-0-2-0

TAB

The first system of TAB notation consists of four measures. The first measure has fret numbers 0, 2, 2, 3, 2, 0 on the strings. The second measure has 0, 3, 2, 3. The third measure has 0, 0, 4. The fourth measure has 0, 2, 3, 2, 0, 3, 2, 3. Below the strings are vertical lines representing frets, with thick black bars indicating specific chords or notes.

5

0-2-3-2-0-0-2-0-2-0-3-2-3-3-2-3-2-0-2-2-2-3-2-0

TAB

The second system of TAB notation consists of three measures. The first measure has fret numbers 0, 2, 3, 2, 0. The second measure has 3, 2, 3. The third measure has 3, 2, 3, 2, 3, 2, 0, 2. The fourth measure has 2, 2. The fifth measure has 3, 2, 0. Below the strings are vertical lines representing frets, with thick black bars indicating specific chords or notes.

8

2-3-2-2-3-7-5-5-7-7-5-10-8-7-8-8-6-5-6-6-5-3-5-5-3-2-3

TAB

The third system of TAB notation consists of seven measures. The first measure has fret numbers 2, 3, 2, 2, 3. The second measure has 7, 5, 5. The third measure has 7, 7, 5. The fourth measure has 10, 8, 7, 8. The fifth measure has 8, 6, 5, 6. The sixth measure has 6, 5, 3, 5. The seventh measure has 5, 3, 2, 3. Below the strings are vertical lines representing frets, with thick black bars indicating specific chords or notes.

15

2-2-3-5-5-3-3-2-2-3-2-0-0-0-2

TAB

The fourth system of TAB notation consists of four measures. The first measure has fret numbers 2, 2, 3, 5. The second measure has 5, 3, 3, 2. The third measure has 2, 3, 2, 0, 3, 2, 3. The fourth measure has 0, 3, 0, 2. Below the strings are vertical lines representing frets, with thick black bars indicating specific chords or notes. There are three triplets indicated by a '3' below the strings.



# XLIV

26.02.2017

Musical notation for measures 1-4. The score is in treble clef with a key signature of two sharps (F# and C#). The bass line is in bass clef. The melody consists of quarter and eighth notes, with some beamed eighth notes. The bass line features a steady eighth-note accompaniment.

5

Musical notation for measures 5-8. The notation continues from the previous system, showing a continuation of the melodic and bass lines.

11

Musical notation for measures 9-10. Measure 9 contains a complex melodic passage with beamed eighth notes. Measure 10 features a series of chords with diamond-shaped symbols indicating fingerings. Above the staff, the text "Harm12" is written, and below the staff, "H5" is written.

16

Musical notation for measures 11-15. Measure 11 includes a chord with a diamond-shaped symbol and the text "H7" above it. The notation continues with a mix of melodic and harmonic elements.

23

Musical notation for measures 16-22. The notation concludes with a final chord in measure 22, marked with a double bar line.



# XLV

19.02.2017

Musical notation for measures 1-4. The piece is in G major (one sharp) and 8/8 time. The first four measures feature a steady eighth-note accompaniment in the left hand and a melody in the right hand. The melody consists of quarter notes and eighth notes, with some beamed eighth notes. Measure 4 ends with a double bar line and a key signature change to F major (one flat).

Musical notation for measures 5-8. The key signature is F major. The melody continues with eighth-note patterns. In measure 8, the right hand has a half note chord, and the left hand has a half note chord. The piece concludes with a double bar line.

Musical notation for measures 9-15. The key signature is F major. Measures 9-14 feature a more complex eighth-note accompaniment in the left hand, with some beamed eighth notes. The right hand continues with a melody of eighth notes. Measure 15 ends with a double bar line.

Musical notation for measures 16-18. The key signature is F major. Measure 16 begins with a half note chord in the right hand and a half note chord in the left hand. Measure 17 features a triplet of eighth notes in the right hand, with a fermata over the first note. The left hand has a steady eighth-note accompaniment. Measure 18 ends with a double bar line.

Organisk - rubato

3 3 3

# XLV

19.02.2017

5

5-measure guitar tablature. The first staff (T) contains fret numbers: 3, 3, 2, 2, 2-0, 0, 2-0, 0, 0, 0, 3, 2-3-2, 0, 3, 0. The second staff (A) contains fret numbers: 0, 0, 0, 0, 0, 0, 0, 0, 0, 0, 0, 0, 0, 0, 0. The third staff (B) contains fret numbers: 2, 2, 2, 2, 0, 2, 2, 2, 2, 3, 3, 3, 3, 3. Arrows point up from fret numbers 3 and 2 in the first staff. Vertical bar lines separate the measures. Below the staff are vertical tick marks and horizontal bars representing fretted notes.

5

5-measure guitar tablature. The first staff (T) contains fret numbers: 2-3-2-0-2, 2-0, 0-2, 3-3-2, 2-0, 0, 7-7, 7-5, 5, 3-2-2-0. The second staff (A) contains fret numbers: 0, 0, 3, 0, 0, 3-2-3, 8-7-8, 8-8, 0, 0. The third staff (B) contains fret numbers: 1, 1, 1, 2, 3, 7, 7, 0, 3, 2. Vertical bar lines separate the measures. Below the staff are vertical tick marks and horizontal bars representing fretted notes.

11



5-measure guitar tablature. The first staff (T) contains fret numbers: 3-2-3, 0-2-0-2-3, 3-2-3, 0-2-0-2-3, 3-2-3, 0-2-0-2-3, 5, 3, 2. The second staff (A) contains fret numbers: 0, 0, 0, 0, 0, 0, 0, 0, 0, 0. The third staff (B) contains fret numbers: 1, 2, 3, 3, 2, 1. A fermata symbol is placed over the final note '2' in the first staff. Vertical bar lines separate the measures. Below the staff are vertical tick marks and horizontal bars representing fretted notes.

17 Organisk - rubato

2-measure guitar tablature. The first staff (T) contains fret numbers: 2-3-2-0-2-0, 0, 0-2-3-2-0, 2. The second staff (A) contains fret numbers: 0, 3, 0-2-3, 0, 0, 0. The third staff (B) contains fret numbers: 2, 3, 2. Vertical bar lines separate the measures. Below the staff are vertical tick marks and horizontal bars representing fretted notes. The word 'Organisk - rubato' is written above the first measure.

# XLVI

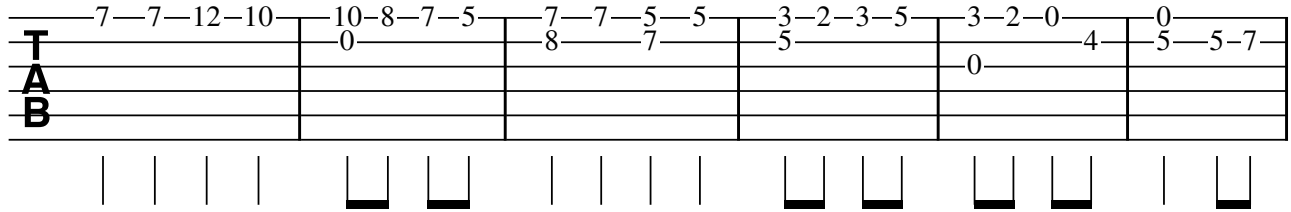
07.03.2017



# XLVI

07.03.2017

**T**  
**A**  
**B**



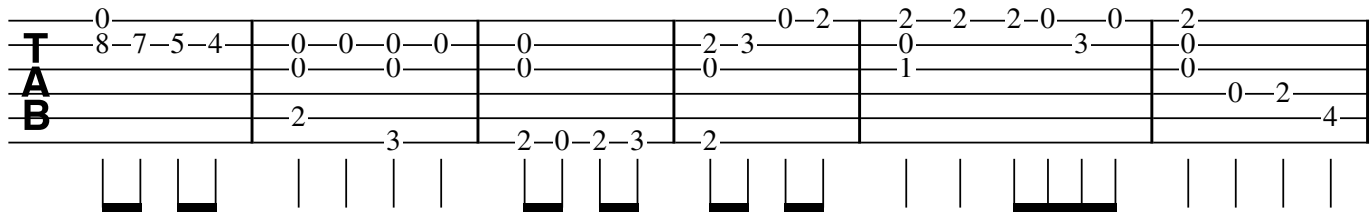
7-7-12-10 | 10-8-7-5 | 7-7-5-5 | 3-2-3-5 | 3-2-0 | 0

0 | 8 | 5 | 5 | 4 | 5-5-7

Diagram showing fret positions for the first system of guitar tablature. The top staff has notes 7-7-12-10, 10-8-7-5, 7-7-5-5, 3-2-3-5, 3-2-0, and 0. The middle staff has notes 0, 8, 5, 5, 4, and 5-5-7. The bottom staff shows fret positions with vertical lines and horizontal bars.

7

**T**  
**A**  
**B**



0 | 0-2 | 2-2-2-0-0 | 2

8-7-5-4 | 0-0-0-0 | 0 | 2-3 | 0 | 3 | 0

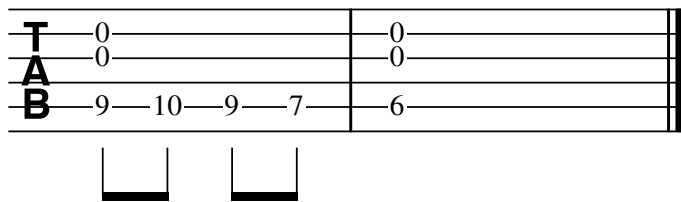
0 | 0 | 0 | 0 | 1 | 0 | 0-2-4

2 | 3 | 2-0-2-3 | 2 | 4

Diagram showing fret positions for the second system of guitar tablature. The top staff has notes 0, 0-2, 2-2-2-0-0, and 2. The middle staff has notes 8-7-5-4, 0-0-0-0, 0, 2-3, 0, 3, and 0. The bottom staff has notes 0, 0, 0, 0, 1, 0, and 0-2-4. The bottom staff also shows fret positions with vertical lines and horizontal bars.

13

**T**  
**A**  
**B**



0 | 0


0 | 0

9-10-9-7 | 6

Diagram showing fret positions for the third system of guitar tablature. The top staff has notes 0 and 0. The middle staff has notes 0 and 0. The bottom staff has notes 9-10-9-7 and 6. The bottom staff also shows fret positions with vertical lines and horizontal bars.

# XLVII

08.03.2017



# XLVII

08.03.2017

Guitar TAB for piece XLVII. The piece consists of 8 measures. The strings are labeled T (Top), A (Acoustic), and B (Bass). The notes are as follows:

| Measure | T   | A | B                |
|---------|-----|---|------------------|
| 1       | 0-0 | 0 | 6                |
| 2       | 7-7 | 0 | 6                |
| 3       | 7-7 | 0 | 6                |
| 4       | 7-9 | 0 | 7                |
| 5       | 9   | 0 |                  |
| 6       | 9   | 0 | 9-8-9-8          |
| 7       | 10  | 0 | 9-8-9-8          |
| 8       | 0   | 0 | 9-10-9-7-2-3-2-0 |

9




Guitar TAB for piece 9. The piece consists of 8 measures. The strings are labeled T (Top), A (Acoustic), and B (Bass). The notes are as follows:

| Measure | T     | A | B       |
|---------|-------|---|---------|
| 1       | 0-0-2 | 0 | 2       |
| 2       | 3-3   | 0 |         |
| 3       | 2-2   | 1 |         |
| 4       | 2-3-2 | 0 | 4-5-4-2 |
| 5       |       |   | 2-3-2-0 |
| 6       |       | 0 | 2       |
| 7       |       | 0 | 3       |
| 8       | 2     | 0 | 2       |



# XLVIII

08.03.2017





# XLIX

09.03.2017

The first system of musical notation is written on a single staff in treble clef with a key signature of three sharps (F#, C#, G#). The time signature is 8/8. The melody consists of eighth notes and quarter notes, with several triplet markings (indicated by a '3' above the notes). The bass line is represented by a single eighth note on the second line of the staff, which is repeated throughout the system.

The second system of musical notation continues on a single staff in treble clef with the same key signature of three sharps. The time signature is 8/8. It begins with a measure containing a whole note chord with a fermata above it. The melody then continues with eighth and quarter notes, including triplet markings. A flat (b) is placed above a note in the second measure. The system concludes with a whole note chord labeled 'H7' above it, and a bass line consisting of a single eighth note on the second line of the staff.

# XLIX

09.03.2017

0-2-3 0-2-0 3-2 2-0-0 3 2-0-0-3 0-2-3 0-2-3 0-2-3 0

1 3 0 0 0 0

2 2 2 0 3

3 3 3

Detailed description: This system of guitar tablature consists of three measures. The first measure contains the sequence 0-2-3, 0-2-0, 3-2, 2-0-0, 3, 2-0-0-3. The second measure contains 2-0-0-3, 0-2-3, 0-2-3, 0-2-3, 0. The third measure contains 0-2-3, 0-2-3, 0-2-3, 0. Fingering numbers 1, 3, 0, 0, 0, 0 are placed below the first measure. A bass line below the strings shows fret numbers 2, 2, 2, 0, 3. Three triplets are indicated by brackets and the number 3 below the strings.

4

2 3 0 0 11 0 9 7 0 6 0

H7

3 3

Detailed description: This system of guitar tablature starts with a circled '4' and a downward-pointing arrow. The first measure contains the sequence 2, 3, 0, 0, 11, 0, 9, 7. The second measure contains 0, 6, 0. A chord symbol 'H7' is placed above the second measure. A bass line below the strings shows fret numbers 2, 0, 0, 0. Two triplets are indicated by brackets and the number 3 below the strings.

# L

16.03.2017

Musical staff 1: Treble clef, key signature of two sharps (F# and C#), 8/8 time signature. The staff contains a sequence of notes and rests, including a whole note chord at the beginning.

Musical staff 2: Treble clef, key signature of two sharps, 8/8 time signature. The staff contains a sequence of notes and rests, including a whole note chord at the beginning.

Musical staff 3: Treble clef, key signature of two sharps, 8/8 time signature. The staff contains a sequence of notes and rests, including a whole note chord at the beginning.

Musical staff 4: Treble clef, key signature of two sharps, 8/8 time signature. The staff contains a sequence of notes and rests, including a whole note chord at the beginning and three triplets marked with the number '3'.

Musical staff 5: Treble clef, key signature of two sharps, 8/8 time signature. The staff contains a sequence of notes and rests, including a whole note chord at the beginning and two triplets marked with the number '3'. The piece concludes with a double bar line.

# L

16.03.2017

6

T  
A  
B

6

T  
A  
B

11

T  
A  
B

16

T  
A  
B

21

T  
A  
B

VII

# LI

19.03.2017

The first system of musical notation consists of a single staff with a treble clef and a key signature of two sharps (F# and C#). The staff contains eight measures of music. The first measure begins with a bass clef and the number '8' below it, indicating an octave shift. The melody is primarily composed of quarter notes, with some eighth notes in the final measure. The accompaniment consists of chords, mostly dyads, with some triads in the final measure.

The second system of musical notation continues the piece on a single staff with a treble clef and a key signature of two sharps. It begins with the number '7' above the staff, indicating the start of a new measure. The staff contains seven measures of music. The first measure starts with a bass clef and the number '8' below it. The melody continues with quarter notes, and the accompaniment features a mix of dyads and triads, ending with a final chord in the last measure.

# LI

19.03.2017

**T**  
**A**  
**B**

|       |             |            |       |       |             |
|-------|-------------|------------|-------|-------|-------------|
| 14—14 | 14—15—14—12 | 14—12—10—9 | 14—14 | 19—15 | 14—15—14—12 |
| 0     | 0           | 0          | 0     | 0     | 0           |
| 0     | 0           | 0          | 0     | 0     | 0           |

| | | | | | | | | | | | | | |

7

**T**  
**A**  
**B**

|            |   |       |   |   |
|------------|---|-------|---|---|
| 14—12—10—9 | 7 | 5—4—2 | 0 | 0 |
| 0          | 0 | 0     | 0 | 0 |
| 0          | 0 | 0     | 0 | 0 |

| | | | | | | | | |



# LII

Vårjevndøgn 2017

Musical notation for measures 1-4. The staff is in treble clef with a key signature of one sharp (F#). The music consists of eighth notes and quarter notes, with a bass line of eighth notes. Measure 4 contains a flat symbol (b) before the first note.

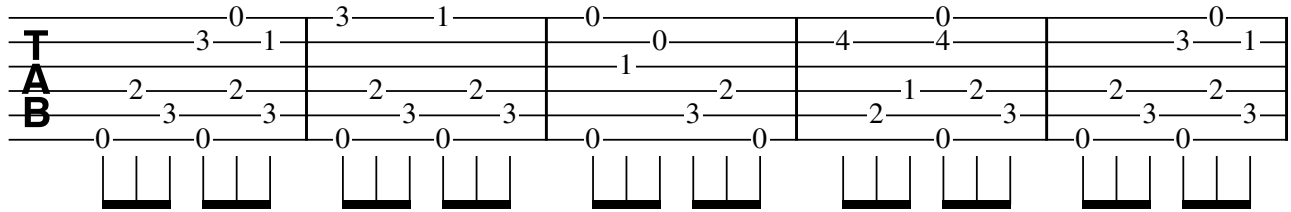
Musical notation for measures 5-8. The staff is in treble clef with a key signature of one sharp (F#). The music consists of eighth notes and quarter notes, with a bass line of eighth notes. Measure 8 contains a flat symbol (b) before the first note. A measure rest is present at the end of the line, labeled H12.

Musical notation for measures 9-12. The staff is in treble clef with a key signature of one sharp (F#). The music consists of eighth notes and quarter notes, with a bass line of eighth notes. Measure 12 contains a flat symbol (b) before the first note. A measure rest is present at the end of the line, labeled H12.

Musical notation for measures 13-15. The staff is in treble clef with a key signature of one sharp (F#). The music consists of eighth notes and quarter notes, with a bass line of eighth notes. Measure 15 ends with a double bar line and a repeat sign.

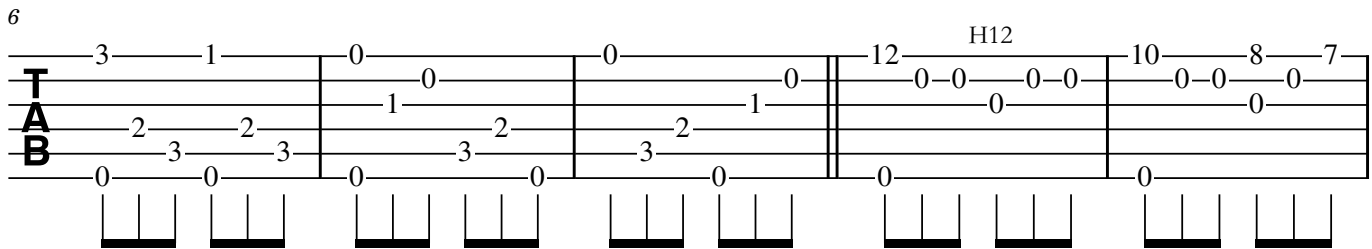
# LII

Vårjevndøgn 2017



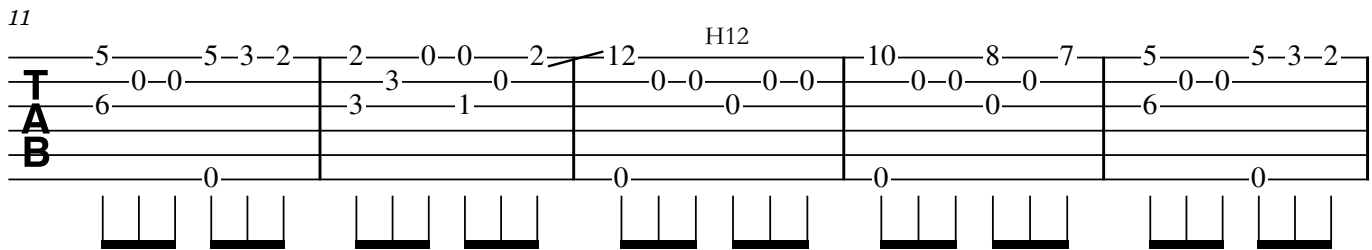
System 1: A 5-line guitar TAB system with three measures. The top line (treble clef) contains notes 0, 3, 1, 3, 1, 0, 4, 4, 3, 1. The middle line (middle C) contains notes 2, 2, 2, 2, 2, 1, 2, 1, 2, 2. The bottom line (bass clef) contains notes 0, 3, 0, 3, 0, 3, 0, 3, 0, 3. Vertical bar lines are at the end of each measure. Below the lines are three pairs of vertical stems representing fretted notes.

6



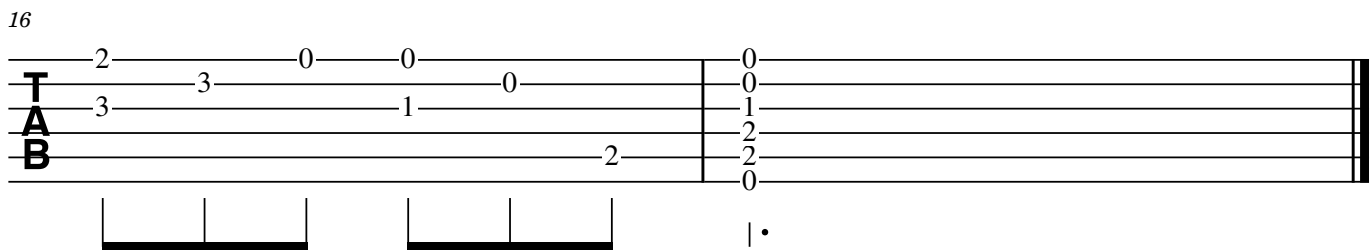
System 2: A 5-line guitar TAB system with four measures. The top line contains notes 3, 1, 0, 0, 0, 12, 0, 0, 10, 8, 7. The middle line contains notes 2, 2, 1, 2, 2, 0, 0, 0, 0, 0, 0. The bottom line contains notes 0, 3, 0, 3, 0, 3, 0, 0, 0, 0, 0. A double bar line is between the second and third measures. The label 'H12' is above the 12th fret note. Below the lines are four pairs of vertical stems representing fretted notes.

11



System 3: A 5-line guitar TAB system with four measures. The top line contains notes 5, 5, 3, 2, 2, 0, 0, 2, 12, 0, 0, 10, 8, 7, 5, 5, 3, 2. The middle line contains notes 0, 0, 3, 1, 0, 0, 0, 0, 0, 0, 0, 0, 0, 0, 0, 0, 0. The bottom line contains notes 6, 3, 0, 0, 0, 0, 0, 0, 0, 0, 0, 0, 0, 0, 0, 0, 0. A double bar line is between the second and third measures. The label 'H12' is above the 12th fret note. Below the lines are four pairs of vertical stems representing fretted notes.

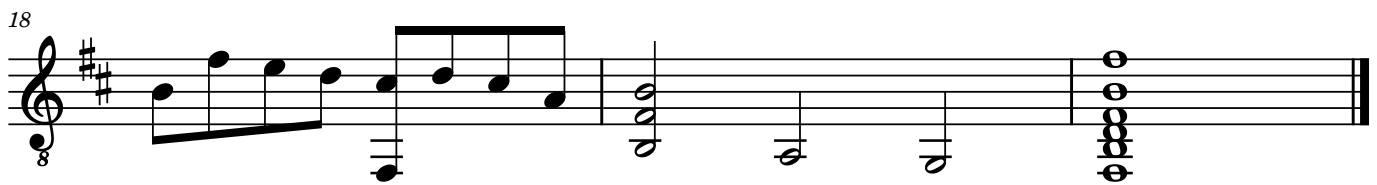

16



System 4: A 5-line guitar TAB system with two measures. The top line contains notes 2, 0, 0, 0. The middle line contains notes 3, 1, 0. The bottom line contains notes 3, 2, 2, 0. A double bar line is between the two measures. Below the lines are two pairs of vertical stems representing fretted notes.

# LIII

Maria budskapsaften 2017



# LIII

Maria budskapsaften 2017

First system of guitar tablature. The top staff (TAB) contains the following fret numbers: 2-2-2 | 2-2-2 | 2-0 | 3-2-3 | 0 | 2-0-2-3-2-0 | 3-2. The bottom staff (TAB) contains the fret number 2. There are three groups of three vertical lines below the staff, corresponding to the first three measures.

5

Second system of guitar tablature. The top staff (TAB) contains the following fret numbers: 0 | 0-2-3-2-0 | 3 | 3-2 | 2-2 | 2-0-2 | 0 | 7-9. The middle staff (TAB) contains the following fret numbers: 0 | 3-2 | 0 | 3-3 | 3 | 7-8. The bottom staff (TAB) contains the following fret numbers: 2-0-2-3-2-0 | 3-2 | 0 | 2 | 0 | 2 | 2 | 7. There are three groups of three vertical lines below the staff, corresponding to the first three measures.

11

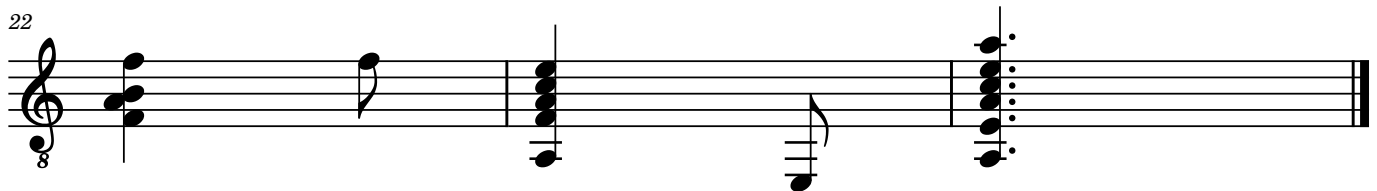



Third system of guitar tablature. The top staff (TAB) contains the following fret numbers: 10 | 10 | 0 | 10 | 10 | 8 | 7 | 0 | 2-2-2. The middle staff (TAB) contains the following fret numbers: 11 | 11 | 11 | 11 | 10 | 8 | 8 | 8 | 7-5. The bottom staff (TAB) contains the following fret numbers: 9 | 10 | 9 | 10 | 2. There is an upward-pointing arrow above the first measure of the top staff. A double bar line is present after the second measure. There are three groups of three vertical lines below the staff, corresponding to the first three measures.

18

Fourth system of guitar tablature. The top staff (TAB) contains the following fret numbers: 2-0 | 3-2-3-2 | 0 | 0 | 2. The middle staff (TAB) contains the following fret numbers: 3 | 0 | 0 | 0. The bottom staff (TAB) contains the following fret numbers: 2 | 2 | 5 | 3 | 2. There are three groups of three vertical lines below the staff, corresponding to the first three measures.

# LIV

Maria budskapsdag 2017



# LIV

Maria budskapsdag 2017

0-2-3-5-3-2 | 5-3 | 2-0 | 2-3 | 0 | 0

**T**  
**A**  
**B**

3-2-3-5-3-2 | 3-2-3-5-3-2

7

0-2-3-2 | 0-2-3-2 | 7-5 | 8-7 | 0 | 7-10-8 | 7 | 10-10-9 | 10-9-7

**T**  
**A**  
**B**

3 | 2 | 7 | 7 | 0 | 0 | 0 | 0

15

0 | 5 | 5 | 0 | 5 | 5 | 6 | 5 | 3 | 1 | 0 | 0 | 0 | 0

**T**  
**A**  
**B**

7 | 7 | 7 | 7 | 7 | 6 | 6 | 5 | 5 | 3 | 3 | 2 | 2 | 0 | 0

19

0 | 9 | 9 | 0 | 9 | 9-10 | 10-8-6-5 | 5-3-1-0 | 1-1 | 0

**T**  
**A**  
**B**

10 | 10 | 10 | 10 | 10 | 10 | 10 | 10 | 2 | 3 | 3 | 3 | 1 | 1 | 0

0 | 0 | 0 | 0 | 0 | 0 | 0 | 0 | 0 | 3 | 3 | 3 | 0 | 0 | 0

24

5 | 5 | 6 | 7 | 7 | 5

**T**  
**A**  
**B**

# LV

27.03.2017

(Demp)

Musical notation for measures 1-6. The piece is in treble clef with a key signature of two sharps (F# and C#) and a common time signature (C). The notation includes a treble staff with notes and rests, and a bass staff with notes and rests. A dynamic marking of *p* is present at the beginning.

7

Musical notation for measures 7-12. The notation continues in the same key and time signature, featuring a mix of eighth and quarter notes in both staves.

13

Musical notation for measures 13-17. This section features a dense texture with many beamed notes and chords, particularly in the bass staff.

18

Musical notation for measures 18-22. The notation shows a continuation of the rhythmic patterns, with some measures containing rests in the bass staff.

23

Musical notation for measures 23-24. The piece concludes with a final chord in the bass staff and a double bar line.

# LV

27.03.2017

(Demp) 3-2-0 0-2 2 (Demp) 3-2-3-5-3-2 2-0-2-3-2-0

0 0 3 2 0 0 0 0 0 1 2 1 0 0 0 0 1

2 2 1 2 1

(0) (0)

7

2 0-2-3-2-0 2 2-0 0 0-2-3 0 0-2-3 0

0-1-3-1-0 1 0 0 3-2-0 3 0-2-3 0-2-3

2 0 0 2 3 0 3 0

13

0 2-2-2-3-3-3 5-5-5-3-3-3 7-7-7-9-9-9 5 3

0-2-3 3-3-3-5-5-5 6-6-6-5-5-5 8-8-8-10-10-10 7 5

2 0 0 0 0 0 0 0 0 0 0 0 0 0 0

18

1 0 10-9-7 7-7-7 7

3 2 0 0 0 0 0 0 0 8 7 7 7 0

0-0-0-0-0-0 0 0 0 0 0 0 0 0 0 0 0 0 0




2-2-2-3-3-3 9-9-9-8-8-8 9 6 6 7

7 7 7 7 6 7



# LVI

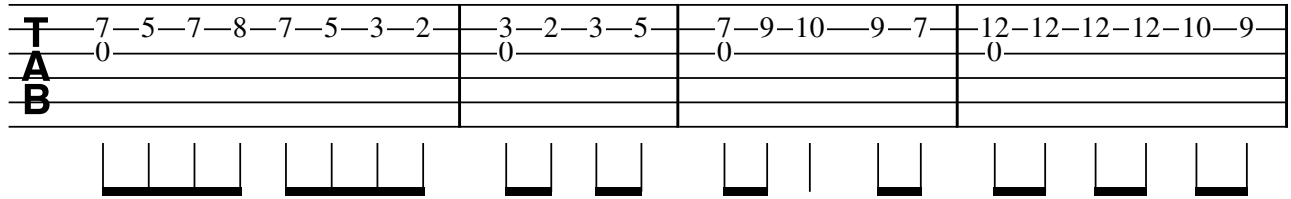
28.03.2017



# LVI

28.03.2017

5



5

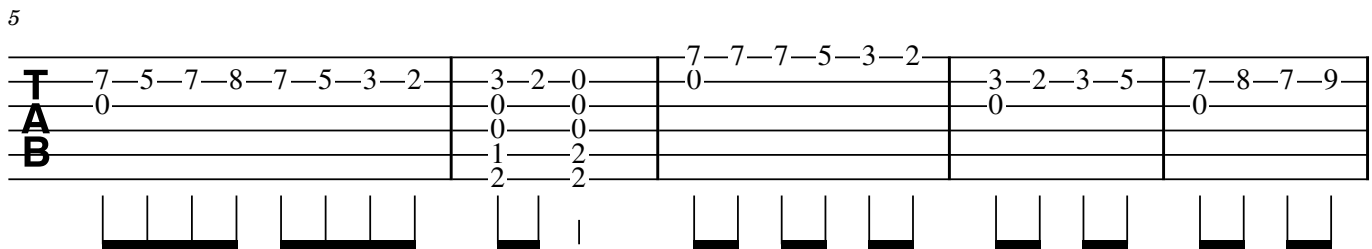
7-5-7-8-7-5-3-2 | 3-2-3-5 | 7-9-10-9-7 | 12-12-12-12-10-9

0 | 0 | 0 | 0

TAB

Diagram showing fret positions for the first system of guitar tablature.

5



5

7-5-7-8-7-5-3-2 | 3-2-0 | 7-7-7-5-3-2 | 3-2-3-5 | 7-8-7-9

0 | 0 0 | 0 | 0 | 0

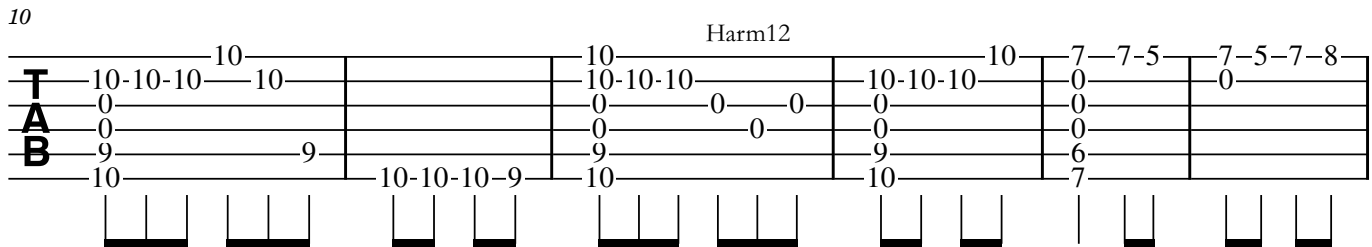
1 2 | 1 2 |

2 2 |

TAB

Diagram showing fret positions for the second system of guitar tablature.

10



10

10-10-10-10 | 10-10-10 | 10-10-10 | 10-10-10 | 7-7-5 | 7-5-7-8

0 | 0 0 0 | 0 | 0 | 0 | 0

9 9 | 9 9 | 9 | 9 | 6 | 6

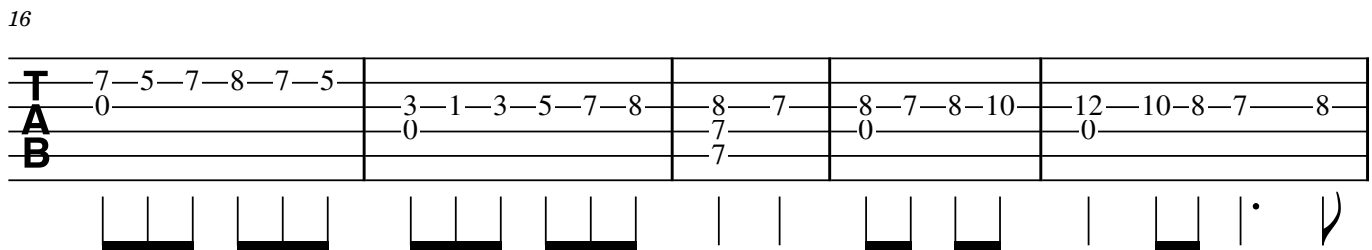
10 | 10 | 10 | 10 | 7 | 7

Harm12

TAB

Diagram showing fret positions for the third system of guitar tablature, including a Harm12 instruction.

16



16

7-5-7-8-7-5 | 3-1-3-5-7-8 | 8-7 | 8-7-8-10 | 12-10-8-7-8

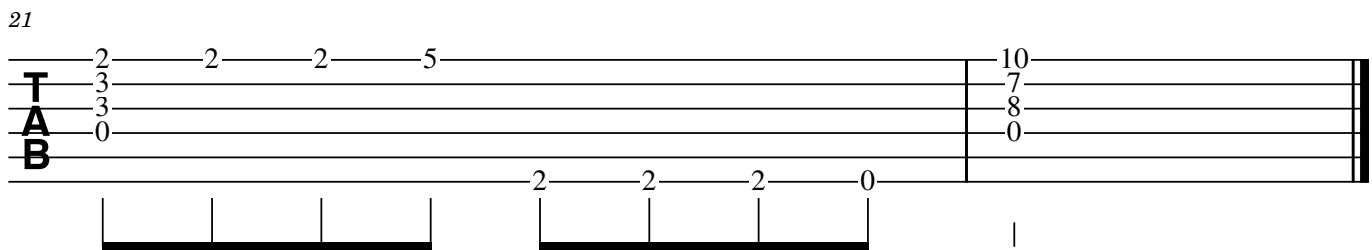
0 | 0 | 7 | 0 | 0

7 | 7 |

TAB

Diagram showing fret positions for the fourth system of guitar tablature.

21



21

2-2-2-5 | 10-7-8-0

3 | 7 | 8 | 0

3 |



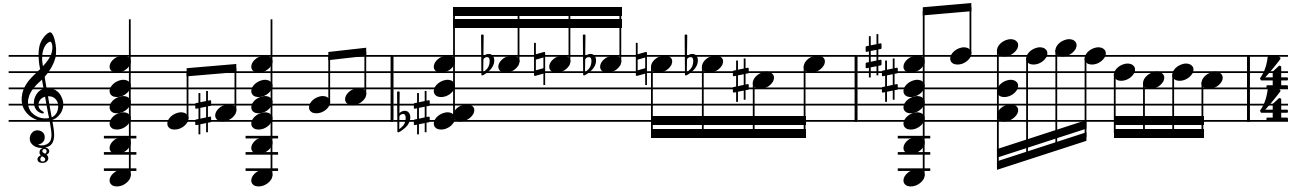
0 |

TAB

Diagram showing fret positions for the fifth system of guitar tablature.

# LVII

29.03.2017



# LVII

29.03.2017

0 0 0 0 0 0 0 2 3 2 3 2  
0 0 0 4 4 4 2 4 0 0 0 3 2 3 2  
1 0 1 1 3 0 1 0 1 0  
2 2 2 1 2 2 2 2 2  
0 0 0 0 0 0 0 0 0

4

0 2 3 2 0 0 0 0 0 0 0 0 0 0  
0 0 0 0 0 0 0 0 3 2 2 0 2 3 0 0 0 3 2  
1 1 0 1 0 1 0 1 0 1 0 1 0 1 0 1 0 1 0 3 2  
2 0 2 0 2 0 2 0 2 0 2 0 2 0 2 0 2 0 2 0  
0 0 0 0 0 0 0 0 0 0 0 0 0 0 0 0 0 0 0 0

8

0 2 0 2 3 3 2 0 2 2 2 0 0 0 0 0 2 2 2 3 3 3  
2 0 2 3 3 2 0 0 0 0 3 3 3 2 0 2 3 0 2 0 0 0  
0 0 0 0 0 0 0 0 1 0 0 0 0 0 0 0 0 0 0 0  
0 0 0 0 0 0 0 0 0 0 0 0 0 0 0 0 0 0 0 0  
0 0 0 0 0 0 0 0 0 0 0 0 0 0 0 0 0 0 0 0

12

2 0 0 0 0 0 0 0 0 0 0 0 0 0 0 0 0 0  
0 0 0 0 0 0 0 0 0 0 0 0 0 0 0 0 0 0  
1 1 1 0 0 0 0 0 0 0 0 0 0 0 0 0 0 0  
2 2 2 2 2 2 2 2 2 2 2 2 2 2 2 2 2 2 2 2

14

0 0 0 0 0 0 0 0 2 0 0 2 2 2 2  
0 0 0 0 0 0 0 0 0 0 0 0 1 1 0 0 0 0  
1 0 0 0 1 2 0 0 0 0 0 0 0 0 0 0 0 0  
2 2 2 2 2 2 2 2 2 2 2 2 2 2 2 2 2 2 2 2

# LVIII

31.03.2017

Musical staff 1: Treble clef, key signature of three sharps (F#, C#, G#), 8/8 time signature. The staff contains a sequence of chords and melodic lines. The first measure has a chord with notes G#4, A4, B4, C5. The second measure has a chord with notes G#4, A4, B4, C5. The third measure has a chord with notes G#4, A4, B4, C5. The fourth measure has a chord with notes G#4, A4, B4, C5. The fifth measure has a chord with notes G#4, A4, B4, C5. The sixth measure has a chord with notes G#4, A4, B4, C5. The seventh measure has a chord with notes G#4, A4, B4, C5. The eighth measure has a chord with notes G#4, A4, B4, C5.

Musical staff 2: Treble clef, key signature of three sharps (F#, C#, G#), 8/8 time signature. The staff contains a sequence of chords and melodic lines. The first measure has a chord with notes G#4, A4, B4, C5. The second measure has a chord with notes G#4, A4, B4, C5. The third measure has a chord with notes G#4, A4, B4, C5. The fourth measure has a chord with notes G#4, A4, B4, C5. The fifth measure has a chord with notes G#4, A4, B4, C5. The sixth measure has a chord with notes G#4, A4, B4, C5. The seventh measure has a chord with notes G#4, A4, B4, C5. The eighth measure has a chord with notes G#4, A4, B4, C5.

Musical staff 3: Treble clef, key signature of three sharps (F#, C#, G#), 8/8 time signature. The staff contains a sequence of chords and melodic lines. The first measure has a chord with notes G#4, A4, B4, C5. The second measure has a chord with notes G#4, A4, B4, C5. The third measure has a chord with notes G#4, A4, B4, C5. The fourth measure has a chord with notes G#4, A4, B4, C5. The fifth measure has a chord with notes G#4, A4, B4, C5. The sixth measure has a chord with notes G#4, A4, B4, C5. The seventh measure has a chord with notes G#4, A4, B4, C5. The eighth measure has a chord with notes G#4, A4, B4, C5. The labels "Harm12" are placed above the fourth, fifth, and sixth measures.

Musical staff 4: Treble clef, key signature of three sharps (F#, C#, G#), 8/8 time signature. The staff contains a sequence of chords and melodic lines. The first measure has a chord with notes G#4, A4, B4, C5. The second measure has a chord with notes G#4, A4, B4, C5. The third measure has a chord with notes G#4, A4, B4, C5. The fourth measure has a chord with notes G#4, A4, B4, C5. The fifth measure has a chord with notes G#4, A4, B4, C5. The sixth measure has a chord with notes G#4, A4, B4, C5. The seventh measure has a chord with notes G#4, A4, B4, C5. The eighth measure has a chord with notes G#4, A4, B4, C5.

# LVIII

31.03.2017

**T**  
**A**  
**B**

10-10-10-9-7-6 | 7-5-3-2-3-2-0 | 2-3-5 | 5-3-2-0  
0 | 0 | 5-4-5 | 3-2  
9

5

**T**  
**A**  
**B**

VII

2-0-2-3-3-2-2 | 7-7-7-9-10-9-9-7-7 | 7  
0 | 0 | 7-7-7-8-11 | 7-7-7-7  
0 | 1-0 | 8-7-8-10-7 | 7-7-7-7  
1 | 2-0 | 9-9-9 | 9-7-0  
2 | 0 | 9 | 10

8




**T**  
**A**  
**B**

Harm12

2-2-2 | 2-2-2 | 2-2-2 | 2-2-2-0 | 2  
0 | 0 | 0 | 0 | 0  
0 | 0 | 0 | 0 | 0  
2 | 0 | 3 | 2 | 2

# LIX

01.04.2017



# LIX

01.04.2017

0-2-3 | 3-2-0 | 3-2-3-0-2-3 | 2-0-2-3-2-0 | 3-2 | 2-0-2-3-2-0-2-0-0

2 | 3 | 2 | 2 | 0-4

6

2-0-2-3-2-0 | 2-2-3-2 | 2-0-2-0 | 2-0-3-2-3-2-3-2-0

0-3-2 | 0-0 | 0-4

2 | 2 | 2

10

2-2-2-2-2-2-2-2-2 | 2-2 | 2-0-2-3-2-0

0-0-0-0 | 0-0-0-0 | 0-2

5-5-5-3-3-3-1-1-1-0 | 2-0 | 0-2-0-3 | 2-0-2-3-2-0 | 2



# LX

02.04.2017

1

5

9

13

16

21

Harm12

Harm12

H3 H4 H5

# LX

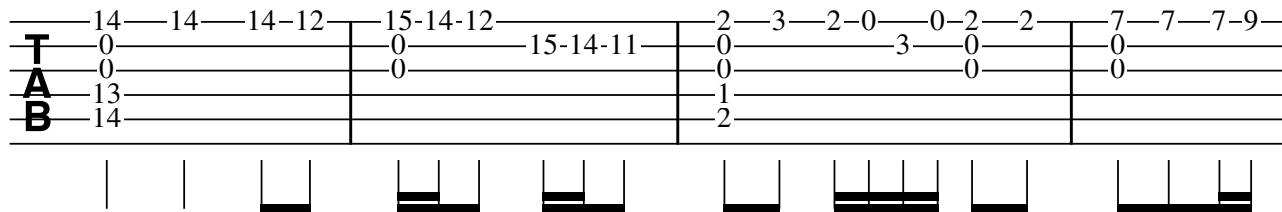
02.04.2017

14—14—14—12—15—14—12—2—3—2—0—0—2—2—7—7—7—9

**T** 0 0 0 0 0 0 0 0 0 0 0 0 0 0 0 0 0 0

**A** 0 0 0 0 0 0 0 0 0 0 0 0 0 0 0 0 0 0

**B** 13 14 1 2 1 2 1 2 1 2 1 2 1 2 1 2 1 2



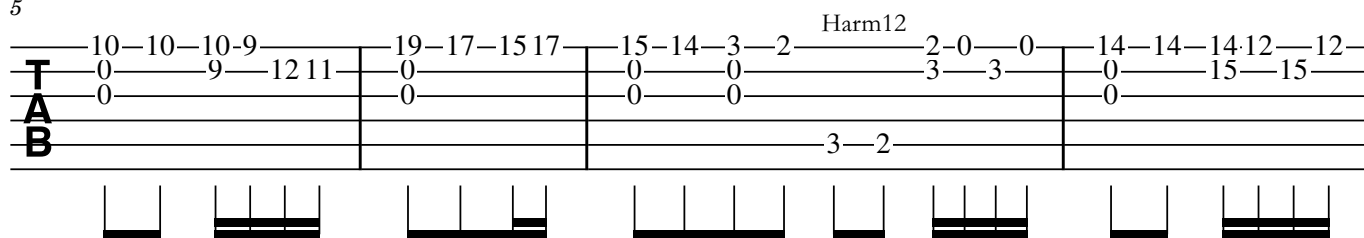
5

10—10—10—9—19—17—15—17—15—14—3—2—Harm12—2—0—0—14—14—14—12—12

**T** 0 0 0 0 0 0 0 0 0 0 0 0 0 0 0 0 0 0

**A** 0 9 12 11 0 0 0 0 0 0 0 0 3 3 0 0 15 15

**B** 0 0 0 0 0 0 0 0 0 0 0 0 3 2 0 0 0 0



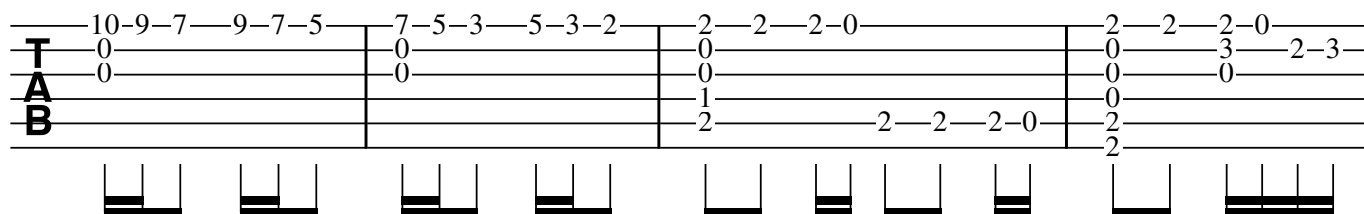
9

10—9—7—9—7—5—7—5—3—5—3—2—2—2—2—0—2—2—2—0

**T** 0 0 0 0 0 0 0 0 0 0 0 0 0 0 0 0 0 0

**A** 0 0 0 0 0 0 0 0 0 0 0 0 0 0 0 0 0 0

**B** 0 0 0 0 0 0 0 0 0 0 0 0 0 0 0 0 0 0



13

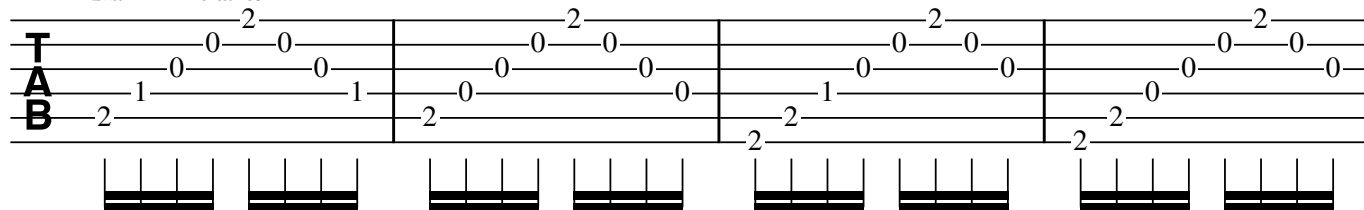
Harm12 i 4 takter

0—2—0—0—0—0—0—0—0—0—0—0—0—0—0—0—0—0

**T** 0 0 0 0 0 0 0 0 0 0 0 0 0 0 0 0 0 0

**A** 0 0 0 0 0 0 0 0 0 0 0 0 0 0 0 0 0 0

**B** 2 1 1 2 0 0 0 0 2 1 2 2 2 2 2 2 2 2



17

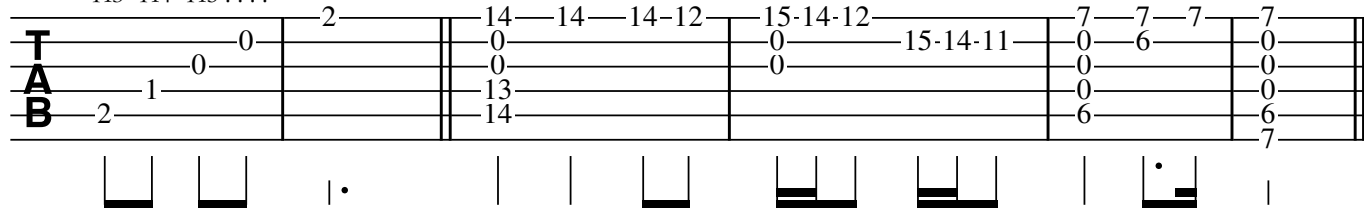
H3 H4 H5 ... H5

14—14—14—12—15—14—12—7—7—7—7

**T** 0 0 0 0 0 0 0 0 0 0 0 0 0 0 0 0 0 0

**A** 0 0 0 0 0 0 0 0 0 0 0 0 0 0 0 0 0 0

**B** 2 1 13 14 0 0 0 6 6 6 6 6 6 6 6 6 6 6



# LXI

06.04.2017

Musical score for LXI, measures 1-24. The score is written in treble clef with a key signature of two sharps (F# and C#) and a common time signature (C). The piece begins with a bassoon (8) playing a melodic line. The score is divided into systems, with measure numbers 5, 9, 13, 18, 21, and 24 indicated at the start of each system. The notation includes various rhythmic values, accidentals, and dynamic markings. The piece concludes with a double bar line and a fermata over the final notes.

5

9

13

18

21

24 Harm12

# LXI

06.04.2017

5

**T** 7—5—3 | 3—2—0 | 3—0—2—3 | 0—2—3—0—2—3—2—0 | 3—2

**A**

**B** 2 | | | | | | 3 | | | | 2 | | | |

5

**T** 3—2—0—2—0—0 | 3—3—1 | 3—1—0—1—0 | 0—3—1—3—1—0 | 1—3—0—1—3—0—2

**A**

**B** 2—0—3 | 2—0 | 3—2 | 0

9

**T** 0—1—3—0—2—3 | 0—1—3—0—2—3—5 | 7—8 | 8—7—8—7—5 | 7—5—7—8—7

**A** 3—0—1—3 | 3—0—1—3 | 0—0 | 0—0—8 | 0—0—8—7

**B** 2—3 | 3—7 | 0—0—6 | 0—0—7

14

**T** 0—3—1—0—0—3—1—0—0—3—1—3 | 2—2—3 | 2—2 | 2—0—0 | 2—0—2

**A** 0—0—3—1—0—0—3—1—3 | 0—0 | 0—0 | 3—3—0 | 3—0—2

**B** 2—0—3 | 2—2 | 2—0 | 1—2

19

**T** 0—2—3—0—2—0—2—3—2—0—3—2 | 2—0—2—3—5—3—2—0

**A**

**B** 2—0 | 0

21

**T** 0—2—3—0—2—0—3—2—0—2—0—0 | 2—2—2—0—0—0 | 3—3—3—2—2—2 | 3—3—3—2—2—2 | 0—0—4—0

**A** 0—2—3—3—2—0—2—0—0 | 3—3—3—2—2—2 | 1—1—1—0—0—0 | 4

**B** 3—2—2—2—2—2 | 2—2—2—2—2 | 2



# LXII

07.04.2017

6=D  
8

The first system of music, labeled '6=D' and '8', consists of three measures. The key signature is D major (two sharps). The melody in the treble clef begins with a half note D5, followed by quarter notes E5, F#5, G5, A5, B5, and C6. The bass line features a steady eighth-note accompaniment starting on G4. The first measure contains a whole note chord of D5, E5, and F#5. The second measure contains a whole note chord of G5, A5, and B5. The third measure contains a whole note chord of C6, B5, and A5.

7

The second system of music, labeled '7', consists of three measures. The melody continues from the previous system. The first measure contains a whole note chord of D5, E5, and F#5. The second measure contains a whole note chord of G5, A5, and B5. The third measure contains a whole note chord of C6, B5, and A5.

12

The third system of music, labeled '12', consists of three measures. The melody continues from the previous system. The first measure contains a whole note chord of D5, E5, and F#5. The second measure contains a whole note chord of G5, A5, and B5. The third measure contains a whole note chord of C6, B5, and A5.

# LXII

07.04.2017

6=D

2-2 3-3 3-3 0-0 2-0 3-2-3 0-0 2-2 0-0 3-2-0 3 0 0-2 3-2-3 0-2-3

7

2-2-2-2-2-2 0-0-0-2-2-2 3-3-3-2-2-2 2 3 10-9-7 7-9 10 0 0 0 0

13

9 7 5 3 2 2-0 3-2-3 0 2

# LXIII

Palmesøndag 2017

Musical notation for measures 1-5. The piece is in G major (one sharp) and 8/8 time. The melody consists of quarter and eighth notes, while the bass line features chords and eighth notes. Measure 5 ends with a double bar line.

Musical notation for measures 6-12. Measure 6 begins with a treble clef and a common time signature. The melody continues with quarter and eighth notes. Measures 10 and 11 contain triplet markings above and below the notes. Measure 12 ends with a double bar line.

Musical notation for measures 13-19. The melody continues with quarter and eighth notes. Measure 19 ends with a double bar line.

Musical notation for measures 20-24. Measure 20 begins with a treble clef and a common time signature. The melody continues with quarter and eighth notes. Measure 24 ends with a double bar line.



# LXIII

Palmesøndag 2017

Guitar tablature for measures 1-4. The strings are labeled T (top), A (middle), and B (bottom). Measure 1: T (0), A (0), B (0). Measure 2: T (10-9-7), A (0), B (9). Measure 3: T (9-7-6), A (0), B (5-3-2). Measure 4: T (7), A (0), B (0). Measure 5: T (0), A (0), B (0). Measure 6: T (2-0), A (0), B (2). Measure 7: T (3-2), A (0), B (2). Measure 8: T (3-2-0), A (0), B (2). Measure 9: T (0), A (3), B (0). Measure 10: T (0), A (0), B (0).

8

Guitar tablature for measures 5-8. Measure 5: T (3-2-0-2-0), A (0), B (2-0-2). Measure 6: T (0), A (0), B (0). Measure 7: T (3-3-2), A (0), B (0). Measure 8: T (0), A (3), B (0). Measure 9: T (2-0), A (0), B (2). Measure 10: T (2), A (0), B (2). Measure 11: T (0), A (1), B (2). Measure 12: T (0), A (1), B (2). Measure 13: T (0), A (0), B (0). Measure 14: T (10-9-7), A (0), B (9). Measure 15: T (9-7-6), A (0), B (0). Measure 16: T (7), A (0), B (0).

16

Guitar tablature for measures 9-12. Measure 9: T (4-4), A (5), B (4). Measure 10: T (5-4), A (0), B (1). Measure 11: T (0-2), A (0), B (2). Measure 12: T (2-0-2-4), A (0), B (0). Measure 13: T (5-4-2), A (2), B (0). Measure 14: T (5), A (3), B (0). Measure 15: T (4-2-4-5), A (5), B (2). Measure 16: T (0), A (5-4-5-7), B (2). Measure 17: T (0), A (0), B (2). Measure 18: T (0), A (0), B (2). Measure 19: T (0), A (0), B (0).

# LXIV

10.04.2017

Musical staff 1: Treble clef, key signature of two sharps (F# and C#), 8/8 time signature. The staff contains a sequence of notes and chords. A flat (b) is placed below the second measure. The piece ends with a double bar line.

Musical staff 2: Treble clef, key signature of two sharps, 8/8 time signature. The staff contains a sequence of notes and chords. The piece ends with a double bar line. There are triplets (3) under the final two measures.

Musical staff 3: Treble clef, key signature of two sharps, 8/8 time signature. The staff contains a sequence of notes and chords. The piece ends with a double bar line. There are triplets (3) under the first three measures. A section labeled "Harm12" begins in the fourth measure, consisting of a series of chords.

Musical staff 4: Treble clef, key signature of two sharps, 8/8 time signature. The staff contains a single note followed by a double bar line. Above the staff, the label "H5" is written above a chord diagram consisting of a circle with a diamond inside, and three horizontal lines below it.

# LXIV

10.04.2017

10-10-9-7-6-7-9 | 7-5-3-2 | 2-0-2-3-2-0 | 0

TAB

4

2-2-2-2-2-2-0-0 | 0-0-0-3-2 | 0-0-3-1-3 | 0-3-2-3 | 0-2-0-2-3 | 3-2-0-0-2

TAB

9

2-0-0 | Harm12.... | Harm12.... | Harm12..... | H5

TAB

# LXV

12.04.2017

Musical notation for measures 1-5. The piece is in treble clef with a key signature of three sharps (F#, C#, G#) and a common time signature (C). Measure 1 starts with a bass clef and an 8-measure rest. Measures 2-5 contain a melodic line with eighth notes and triplets, and a bass line with chords and triplets. A '3' is written below the first triplet in measure 2 and the second triplet in measure 3.

Musical notation for measures 6-9. The piece continues in treble clef with a key signature of three sharps and common time. Measure 6 starts with a bass clef and an 8-measure rest. Measures 7-9 contain a melodic line with eighth notes and a bass line with chords and eighth notes.

Musical notation for measures 10-13. The piece continues in treble clef with a key signature of three sharps and common time. Measure 10 starts with a bass clef and an 8-measure rest. Measures 11-13 contain a melodic line with eighth notes and a bass line with chords and eighth notes.

Musical notation for measures 14-15. The piece continues in treble clef with a key signature of three sharps and common time. Measure 14 starts with a bass clef and an 8-measure rest. Measure 15 contains a melodic line with quarter notes and a bass line with chords and quarter notes. The piece ends with a double bar line.

# LXV

12.04.2017

**TAB**

2-3-2-0-0 | 2-3-2-0-0 | 0 | 3-2-3-0 | 0-0-2  
0-3 | 0-3-2-3-2-3-2 | 0-0 | 0-0 | 0-3  
0 | 0 | 0 | 0 | 1  
2 | 3 | 2 | 3 | 2

3 3

6

**TAB**

2-3-2-7 | 0-10-8-7-8-8-7 | 10-10 | 9-10-10-9-7 | 7-9-7-9-10  
0-0 | 0-0 | 0 | 0-0-10 | 10-9-10  
0 | 0 | 0 | 9 | 0  
1 | 7-10 | 9 | 9 | 0  
2 | 2 | 2 | 2 | 2




11

**TAB**

9-7-9-10-10 | 7-7-9 | 7-5-7-4-5-4 | 7-5 | 2-3-2-0-2 | 2-3-0-7 | 7  
0 | 0 | 0 | 0 | 0-0 | 0 | 0  
0 | 0 | 0 | 0 | 0 | 0 | 0  
1 | 1 | 1 | 1 | 1 | 1 | 6  
2 | 2 | 2 | 2 | 2 | 2 | 7

# LXVI

Påskeften 2017



# LXVI

Påskeften 2017

2-2-5 | 3-2-0-2 | 7-5-7-8-7-5 | 8-7 | 10-9-10-7-5-7 | 6-5-3-5-3-2

TAB

3 3 3 3

6

0-2-3 | 2-2-5 | 10-9-7 | 10-9-7 | 12-10-12-13-12-10 | 7-5-7-8-7-5

TAB

3 3 3 3 3 3

12


2-0-2-3-2-0 | 2-2-5 | 5-3-0 | 10

TAB

3 3

# LXVII

Første påskedag 2017





# LXVII

Første påskedag 2017

First guitar tablature system. It consists of three staves labeled T, A, and B. The top staff (T) contains the following fret numbers: 2-0-2-3 | 7-7-5 | 5-8-7-8 | 8-7-3-2-3 | 0-2-3-0-2-0 | 3-2. The middle staff (A) is empty. The bottom staff (B) contains a '2' in the fifth measure. Below the staves are vertical bar lines and horizontal lines representing fret positions and string groupings.

6

Second guitar tablature system. It consists of three staves labeled T, A, and B. The top staff (T) contains the following fret numbers: 0-0-2-3-3-2-0-0-0 | 7-7-7 | 0-0-0 | 2-0-0-0. The middle staff (A) contains the following fret numbers: 3 | 4-4-4-2-4 | 0-0-0 | 0. The bottom staff (B) contains the following fret numbers: 3 | 2 | 7-5-3 | 2-0-2-3-2-0 | 2. The system ends with a double bar line. Below the staves are vertical bar lines and horizontal lines representing fret positions and string groupings.

# LXVIII

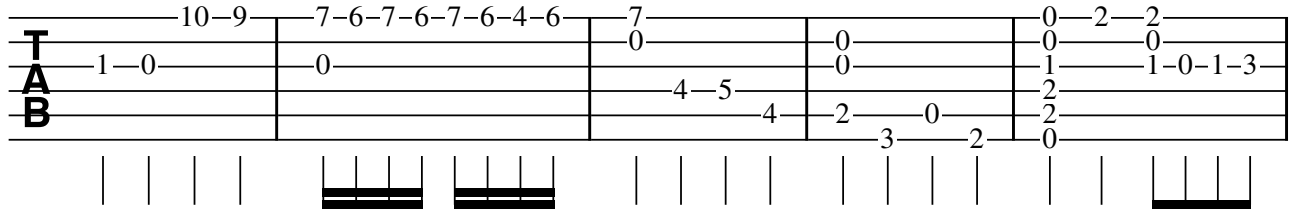
Andre påskedag 2017

This musical score is for a piece titled "LXVIII" composed for "Andre påskedag 2017". It is written in G major (one sharp) and 8/8 time. The score consists of a single melodic line on a treble clef staff. The piece begins with a key signature of one sharp (F#) and a common time signature of 8/8. The melody is characterized by a mix of eighth and quarter notes, with some measures containing beamed eighth notes. The score is divided into measures, with measure numbers 5, 9, 12, 14, 17, and 22 indicated at the start of their respective lines. The piece concludes with a double bar line and repeat dots.

# LXVIII

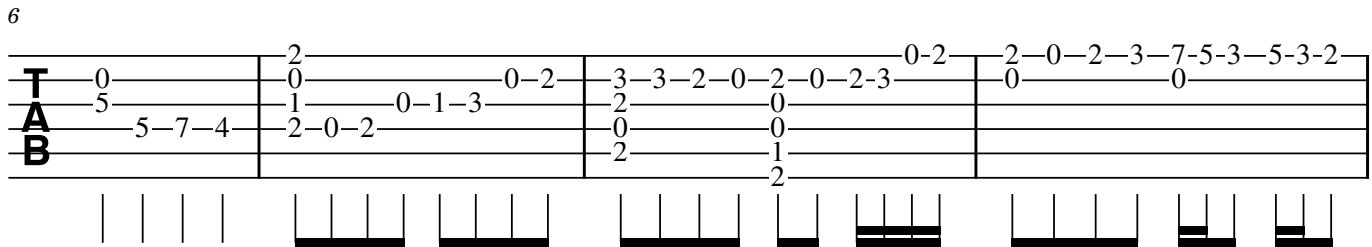
Andre påskedag 2017

6



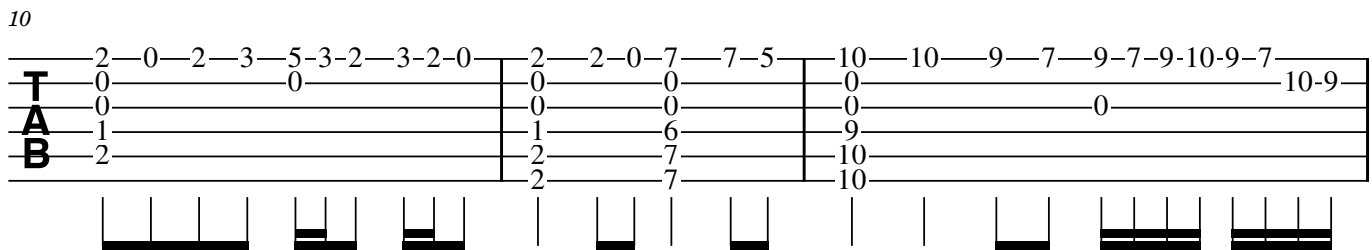
System 1: 6 measures of guitar tablature. The top staff (TAB) contains fret numbers: 10-9, 7-6-7-6-7-6-4-6, 7, 0, 0, 0, 0-2-2, 0. The middle staff (TAB) contains: 1-0, 0, 4-5, 4, 2, 0, 1-0-1-3. The bottom staff (TAB) contains: 0, 0, 0, 3, 2, 0. Vertical bar lines indicate measure boundaries. Fingering numbers (1-3) are present below the strings in some measures.

6



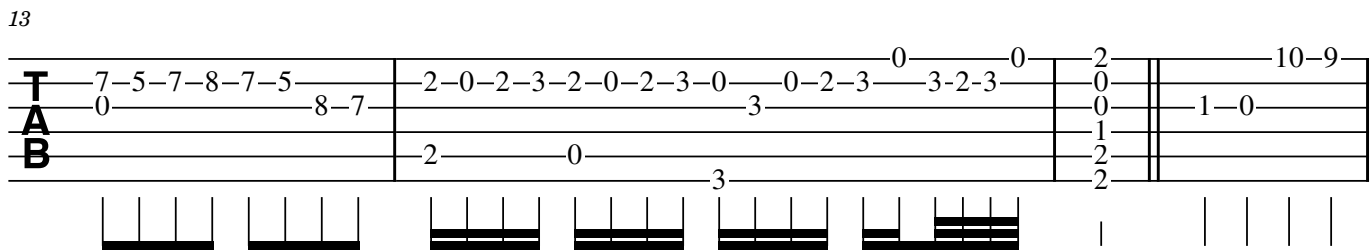
System 2: 6 measures of guitar tablature. The top staff (TAB) contains fret numbers: 0, 2, 0-2, 0-2, 2-0-2-3-7-5-3-5-3-2, 0. The middle staff (TAB) contains: 5, 1, 0-1-3, 3-3-2-0-2-0-2-3, 0. The bottom staff (TAB) contains: 5-7-4, 2-0-2, 0, 0, 2, 1, 2. Vertical bar lines indicate measure boundaries. Fingering numbers (1-3) are present below the strings in some measures.

10



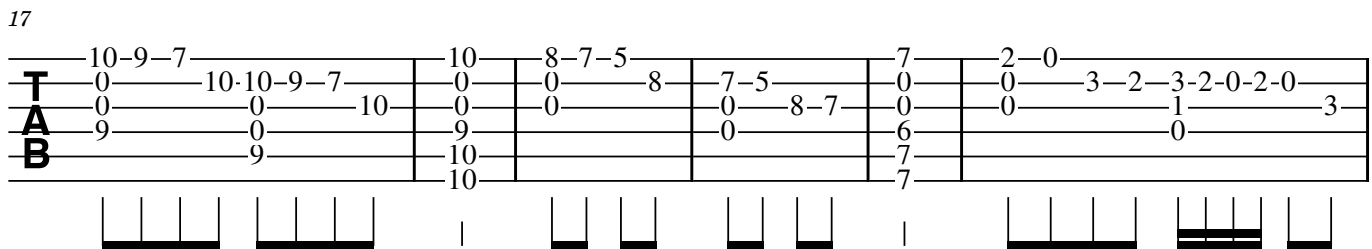
System 3: 6 measures of guitar tablature. The top staff (TAB) contains fret numbers: 2-0-2-3-5-3-2-3-2-0, 2-2-0-7-7-5, 10-10-9-7-9-7-9-10-9-7, 0. The middle staff (TAB) contains: 0, 0, 0, 0, 0, 10-9. The bottom staff (TAB) contains: 1, 2, 2, 2, 2, 2, 7, 7, 10, 10. Vertical bar lines indicate measure boundaries. Fingering numbers (1-3) are present below the strings in some measures.

13



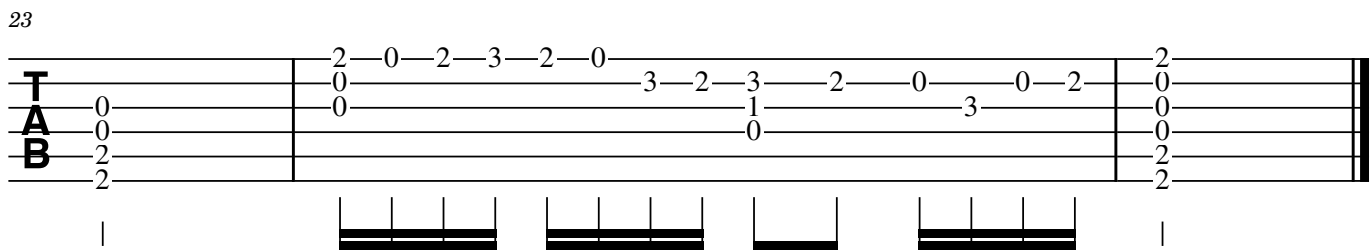
System 4: 6 measures of guitar tablature. The top staff (TAB) contains fret numbers: 7-5-7-8-7-5, 2-0-2-3-2-0-2-3-0, 0, 0, 2, 10-9. The middle staff (TAB) contains: 0, 8-7, 3, 3-2-3, 0, 1-0. The bottom staff (TAB) contains: 2, 0, 3, 2. Vertical bar lines indicate measure boundaries. Fingering numbers (1-3) are present below the strings in some measures.

17



System 5: 6 measures of guitar tablature. The top staff (TAB) contains fret numbers: 10-9-7, 10-10-9-7, 10, 8-7-5, 7, 2-0. The middle staff (TAB) contains: 0, 0, 0, 8, 7-5, 0, 0-3-2-3-2-0-2-0, 0. The bottom staff (TAB) contains: 9, 0, 10, 9, 0, 0, 0, 6, 0. Vertical bar lines indicate measure boundaries. Fingering numbers (1-3) are present below the strings in some measures.


23



System 6: 6 measures of guitar tablature. The top staff (TAB) contains fret numbers: 2-0-2-3-2-0, 3-2-3-2-0, 2, 2. The middle staff (TAB) contains: 0, 0, 1, 3, 0, 0. The bottom staff (TAB) contains: 2, 0, 0, 0, 2, 2. Vertical bar lines indicate measure boundaries. Fingering numbers (1-3) are present below the strings in some measures.

# LXIX

23.04.2017



# LXIX

23.04.2017

A guitar tablature system with five lines. The notes are: 10, 10, 10, 10, 9, 9, 7, 10, 10, 9, 7, 7, 9, 10, 7, 9, 10, 9, 7, 9. The letters T, A, and B are written vertically on the first three lines. Below the tablature are vertical bar lines and horizontal lines representing fret positions.

6



A guitar tablature system with five lines. The notes are: 2, 3, 2, 0, 0, 3, 2, 3, 2, 3, 2, 4, 0, 0, 0, 0, 0, 0, 0, 0, 0, 0, 0, 12, 13, 12, 10, 8, 10, 8, 7, 7, 8, 9, 7, 5. The letters T, A, and B are written vertically on the first three lines. Below the tablature are vertical bar lines and horizontal lines representing fret positions.

10

A guitar tablature system with five lines. The notes are: 2, 0, 2, 3, 0, 2, 2, 0, 0, 0, 1, 1, 2, 2. The letters T, A, and B are written vertically on the first three lines. Below the tablature are vertical bar lines and horizontal lines representing fret positions.

# LXX

28.04.2017



# LXX

28.04.2017

10-9-7 9-7 7-10 10-9-7 9-7 10-8-7 7-0 3-2-3

|        |     |      |        |     |        |     |       |
|--------|-----|------|--------|-----|--------|-----|-------|
| 10-9-7 | 9-7 | 7-10 | 10-9-7 | 9-7 | 10-8-7 | 7-0 | 3-2-3 |
| 0      | 7   | 10   | 0      | 7   | 10     | 8   | 6     |
| 0      | 8   | 0    | 0      | 7   | 10     | 7   | 3     |
| 9      | 0   | 0    | 9      | 7   | 10     | 8   | 6     |
|        |     |      |        |     |        | 0   | 0     |

Diagram showing fret positions for measures 1-7.

8


0-2-0-2-3 3 0-2 3 8-7 7-5-5-3 3 2-0-2 2-3-7 7

|           |   |     |   |     |         |   |       |       |   |
|-----------|---|-----|---|-----|---------|---|-------|-------|---|
| 0-2-0-2-3 | 3 | 0-2 | 3 | 8-7 | 7-5-5-3 | 3 | 2-0-2 | 2-3-7 | 7 |
| 3-2-3     | 2 | 3   | 0 | 0   | 0       | 0 | 0     | 0     | 0 |
| 0         | 0 | 0   | 0 | 0   | 0       | 2 | 1     | 1     | 6 |
|           |   |     |   | 0   | 0       | 2 | 2     | 2     | 7 |

Diagram showing fret positions for measures 8-14.

# LXXI

29.04.2017

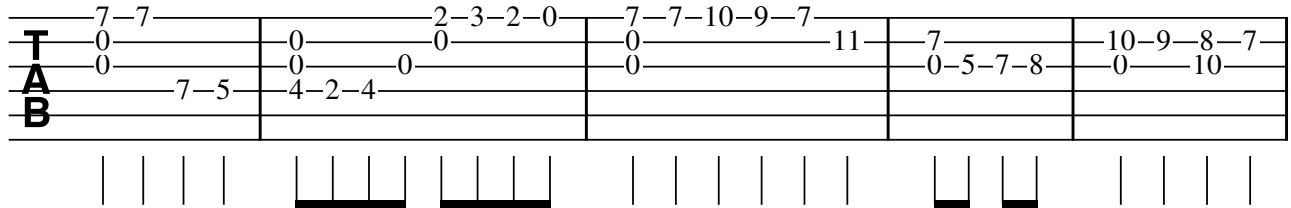




# LXXI

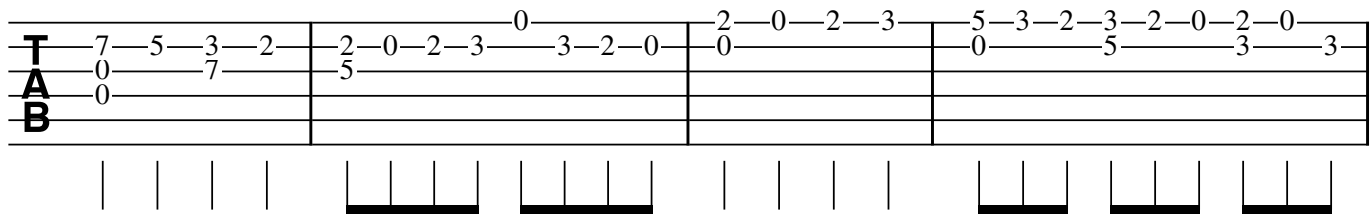
29.04.2017

**T** 7-7 | 2-3-2-0 | 7-7-10-9-7 | 7 | 10-9-8-7  
**A** 0 | 0 | 0 11 | 0-5-7-8 | 0-10  
**B** 7-5 | 4-2-4 | | | |



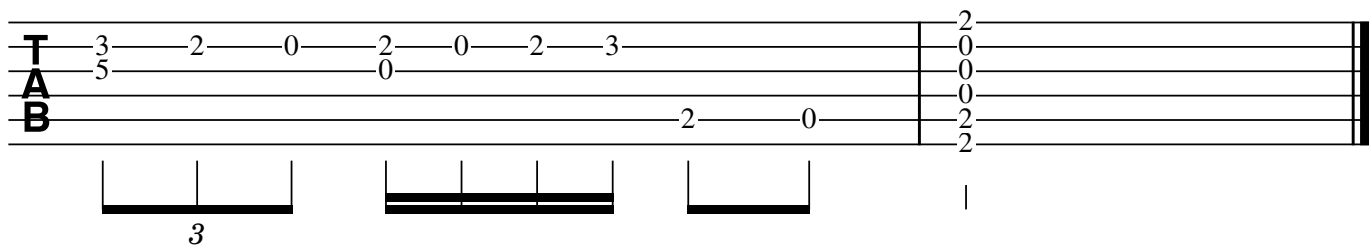
6

**T** 7-5-3-2 | 2-0-2-3 | 2-0-2-3 | 5-3-2-3-2-0-2-0  
**A** 0 | 5 | 0 | 0-5-3-3  
**B** 0 | | | |




10

**T** 3-2-0-2-0-2-3 | 2 |  
**A** 5-0-0-2-3 | 0 |  
**B** | 2-0 | 2 |



# LXXII

30.04.2017



# LXXII

30.04.2017

7-7-5-3 | 3-2-0-0-2 | 2-2-0-7 | 3-2-0-0-2-3-0

0-0 | 3 | 0-0-7 | 3

The first system of TAB notation consists of four measures. Measure 1: frets 7, 7, 5, 3. Measure 2: frets 3, 2, 0, 0, 2. Measure 3: frets 2, 2, 0, 7. Measure 4: frets 3, 2, 0, 0, 2, 3, 0. The notation includes a top line with fret numbers and a bottom line with fret numbers. Below the bottom line are guitar chord diagrams for each measure.

5

2-7-10 | 10-9-7-7 | 7-5-3-2-0-3 | 0-2-2-0-3-2

0-0-0 | 10-10-8-10 | 7-0-0-3 | 0-0

The second system of TAB notation consists of four measures. Measure 5: frets 2, 7, 10. Measure 6: frets 10, 9, 7, 7. Measure 7: frets 7, 5, 3, 2, 0, 3. Measure 8: frets 0, 2, 2, 0, 3, 2. The notation includes a top line with fret numbers and a bottom line with fret numbers. Below the bottom line are guitar chord diagrams for each measure.

10

2-0-0 | 2-0 | 3-2-0 | 7-7-5-3 | 3-2-0-0-2 | 2-0-0-1-2

3 | 2-2 | 2 | 0-3 | 3

The third system of TAB notation consists of six measures. Measure 9: frets 2, 0, 0. Measure 10: frets 2, 0. Measure 11: frets 3, 2, 0. Measure 12: frets 7, 7, 5, 3. Measure 13: frets 3, 2, 0, 0, 2. Measure 14: frets 2, 0, 0, 1, 2. The notation includes a top line with fret numbers and a bottom line with fret numbers. Below the bottom line are guitar chord diagrams for each measure.

# LXXIII

01.05.2017

Musical staff 1, starting at measure 1. The key signature is two sharps (F# and C#). The staff contains a series of chords and melodic lines.

6

Musical staff 2, starting at measure 6. The key signature is two sharps. The staff contains a series of chords and melodic lines.

11

Musical staff 3, starting at measure 11. The key signature is two sharps. The staff contains a series of chords and melodic lines.

15

Musical staff 4, starting at measure 15. The key signature is two sharps. The staff contains a series of chords and melodic lines. The label "H12" is written above the first three measures.

19

Musical staff 5, starting at measure 19. The key signature is two sharps. The staff contains a series of chords and melodic lines.

23

Musical staff 6, starting at measure 23. The key signature is two sharps. The staff contains a series of chords and melodic lines. The staff ends with a double bar line.

# LXXIII

01.05.2017

2-2-3-5 7-10-9-7 5 0-2-3 3-2-2-0-2-0  
3-3-5-7 8 7 3-2-3 2 0 5-3-2  
3-0 8 8 0 0  
0 0 0 7-5-4 2

6

2-0 10-10 0 0 0-2  
0 0 0 9-10-9 7-8-7 5-3 2-0-2-3  
0 0 8-9 8 6 4-2 1  
2 2 10-9 9 7 5-3 2  
3-2

12

3-3-3-2-2-2 8-8-8-7-7-7 10 10 H12 H12... H12 10-10-9-7  
0 0 0 0 0 0 0 0 0 0 0 0 0 0 11  
0 0 0 0 0 0 0 0 0 0 0 0 0 0

17

7 7 7 7 0-2 2-0 7-5 5 VIII 8-10  
8 9-9 8 8-7-7-10 10-9-10-9 3 7 7-8-7-8 8-10  
10-10 9 8-7 10 0 3 3 6 9  
0 9 0 0 0 0 0 0 10  
8

22

12-10-8-10-10 8 8 8 7 5 IV 2-2-0-0 10  
10 8 8 8-12 8 7 5 4 3 3 3 7  
11 9-8-9-11 10 9 7 6 3 0 3 8  
0 10 9 7 6 0 0 0 0 0

# LXXIV

03.05.2017

Musical staff 1: Treble clef, key signature of two sharps (F# and C#), 8/8 time signature. The staff contains a sequence of chords and melodic lines. The first measure has a bass line with an 8-measure rest. The piece concludes with three triplet markings (3) over the final notes.

Musical staff 2: Treble clef, key signature of two sharps, 8/8 time signature. Measure 5 is marked with a '5'. Chordal annotations include H7, H7, H7, H5, H5, H12, and H12. The staff features a complex rhythmic pattern with many beamed notes and rests.

Musical staff 3: Treble clef, key signature of two sharps, 8/8 time signature. Measure 10 is marked with a '10'. Chordal annotations include H12, H12, and H12. The staff continues the complex rhythmic and melodic development.

Musical staff 4: Treble clef, key signature of two sharps, 8/8 time signature. Measure 15 is marked with a '15'. Chordal annotations include H12. The staff concludes with a final chord and a double bar line.

# LXXIV

03.05.2017

2-2-2-0 | 0-3-3-2-3 | 0-1-0-1-3-1-0 | 0-0-0-7 | 10-9-7-9-7-7 | 10-10-8

TAB

5 H7 H7... H7 H5... H5 H12... H12

7-7 | 0 | 0-7-0-0-7-0 | 0-0-5-0-0-5-0 | 0-0-10-0-0-10-0

TAB

10 H12 H12... H12

10-10-9-7 | 11 | 7-8-7-7-8-7 | 0-0 | 7-8-7-3-2

TAB

15 (H12)

0-0-0-2-0-2-3-2-0 | 7-7-9 | 11 | (0) (0)

TAB

# LXXV

04.05.2017

Musical notation for the first system, measures 1-3. The key signature is three sharps (F#, C#, G#) and the time signature is 8/8. Measure 1 contains a whole note chord. Measure 2 contains a triplet of eighth notes. Measure 3 contains a triplet of eighth notes and a whole note chord. A bracket labeled 'H12' spans the final two notes of measure 3.

Musical notation for the second system, measures 4-7. The key signature is three sharps and the time signature is 8/8. Measure 4 contains a whole note chord. Measure 5 contains a whole note chord. Measure 6 contains a sixteenth-note triplet. Measure 7 contains a sixteenth-note triplet. The system concludes with a double bar line.

Musical notation for the third system, measure 8. The key signature is three sharps and the time signature is 8/8. The system contains a whole note chord and concludes with a double bar line.



# LXXV

04.05.2017

H12.....

Measure 1: 9-9-10-9-10 | 0-0-0-0-0-0 | 0 | 0

Measure 2: 7-8-8-7 | 0-0-10-10-9-7 | 11 | 9

Measure 3: 0-2-3-2-0 | 2-3-2-0 | 0 | 2

Measure 4: 0-2 | 2-0-2-3 | 0 | 0

Diagram: Vertical lines for frets, horizontal bars for strings. Measure 2 has a triplet '3' under fret 9.

5

Measure 5: 2-0-0 | 3-2-3 | 2-2-2-0-0-0 | 0-0-0-0-0-0-3-3-3-2-2-2 | 0-0-0-0-0-0-7-8-7 | 7

Measure 6: 0-0-0-0-0-0 | 0-0-0-0-0-0 | 0-0-0-0-0-0-0-0 | 0-0-0-0-0-0-0-0 | 3-5-7 | 7

Measure 7: 3 | 2-2-2-2 | 3-5-7 | 7

Diagram: Vertical lines for frets, horizontal bars for strings. Measure 7 has a triplet '3' under fret 3.



# LXXVI

05.05.2017

**T  
A  
B**

6 6 7 7 6 | 5 5 7 7 8 | 8 8 7 7 6 5 5 4

7 6 6 7 6 | 7 8 5 7 7 | 7 8 7 6 5 5 4

4

**T  
A  
B**

0 2 0 2 0 3 2 0 0 | 2 2 3 2 0

0 0 0 0 3 2 3 0 3

2 1 2 1 0

6

**T  
A  
B**

2 2 3 3 2 | 1 0 0 1 3 | 5 H5 H4 H7 H12

3 0 3 2 | 3 2 3 | 0 0 0 0

4 0 1 0 | 0 2 3 | 0 0 0 0

# LXXVII

06.05.2017

Musical score for LXXVII, measures 7-17. The score is written in treble clef with a key signature of two sharps (F# and C#). The time signature is 8/8. The music features a complex rhythmic pattern with many beamed notes and rests. Measure 7 starts with a treble clef and a key signature of two sharps. Measure 10 has a treble clef and a key signature of two sharps. Measure 14 has a treble clef and a key signature of two sharps. Measure 15 has a treble clef and a key signature of two sharps. Measure 16 has a treble clef and a key signature of two sharps. Measure 17 has a treble clef and a key signature of two sharps. The score ends with a double bar line and a key signature change to one sharp (F#).

2

21

Musical notation for a piano exercise, measure 21. The notation is written on a single staff with a treble clef and a key signature of two sharps (F# and C#). The measure contains several chords and melodic lines. The first part of the measure features a series of chords: a triad of F#4, A4, and C#5; a dyad of F#4 and A4; a triad of F#4, A4, and C#5; a dyad of F#4 and A4; and a triad of F#4, A4, and C#5. The second part of the measure features a series of chords: a dyad of F#4 and A4; a triad of F#4, A4, and C#5; a dyad of F#4 and A4; and a triad of F#4, A4, and C#5. The final part of the measure features a series of chords: a dyad of F#4 and A4; a triad of F#4, A4, and C#5; a dyad of F#4 and A4; and a triad of F#4, A4, and C#5. The measure ends with a double bar line.

# LXXVII

06.05.2017

**TAB**

10-10-10 | 9-7-11 | 7-10-8 | 7-10-9 | 5-7-9 | 9-9-10

7

**TAB**

10-9-10-9 | 10-9-10-12 | 12-10-9 | 10-9-10-12 | 12-10-9 | 10-9-10-9 | 10-9-9

11

**TAB**

10-11-10 | 9-9-10 | 7-0-0 | 9-8-7 | 5-3-0

14

**TAB**

2-2-2 | 2-2-2 | 0-2-2 | 2-2-2 | 0-2-2-2 | 2-2-2 | 0-2-2-2

15

**TAB**

0-0-0 | 0-0-0 | 2-0-0-0 | 0-0-0 | 2-0-0-0 | 0-0-0 | 0-0-0

16

**TAB**

0-0-0 | 0-0-0 | 7-0-0-0 | 0-0-0 | 7-0-0-0 | 0-0-0 | 0-0-0

2

17

**T  
A  
B**

0-0-0 0-0-0 0-0-0 0-0-0 0-0-0 0-0-0 | 12 10-10-10 9-7 11 |

0 10 0 10 0 | 10 10 |

10 10

21

**T  
A  
B**

9-9-7 5-5-4 2-2-0 2 | 2-2-6 7 | 0 0 0 0 | 1 6 7 |

10 7 3 5 0 2 2 7

# LXXVIII

07.05.2017

The musical score consists of seven staves, each beginning with a treble clef, a key signature of three sharps (F#, C#, G#), and a common time signature of 8. The notation includes various rhythmic values and rests:

- Staff 1:** Starts with a whole rest, followed by a series of eighth and sixteenth notes.
- Staff 2:** Labeled with a measure number '5' at the beginning. It features a continuous pattern of eighth and sixteenth notes.
- Staff 3:** Labeled with a measure number '9' at the beginning. It includes a double bar line with a repeat sign (two lightning bolts) above it, followed by eighth and sixteenth notes.
- Staff 4:** Labeled with a measure number '13' at the beginning. It features a series of eighth notes with stems pointing upwards.
- Staff 5:** Labeled with a measure number '16' at the beginning. It features a series of eighth notes with stems pointing upwards.
- Staff 6:** Labeled with a measure number '18' at the beginning. It features a series of eighth notes with stems pointing upwards.
- Staff 7:** Labeled with a measure number '20' at the beginning. It features a series of eighth notes with stems pointing upwards.



2

22

Musical notation for measures 22-24. The key signature is two sharps (F# and C#). The melody in the upper voice consists of eighth-note runs with beamed sixteenth notes. The bass line features a steady eighth-note accompaniment. Measure 24 concludes with a half-note chord.

25

Musical notation for measure 25. The key signature remains two sharps. The melody is composed of a few chords and a single eighth note. The bass line consists of a few chords. The measure ends with a double bar line.

# LXXVIII

07.05.2017

1 1 1 0 0 1 0 1 3 2 0 2 0 2 0 0 2 3 2 0 0

TAB 3 3 3 3 0 3 2 0 0 3 2 0 2 0 0 2 3 2 0 0

0 0 0 0 0 0 0 0 0 0 0 0 0 0 0 0 0 0 0 0

A series of vertical lines representing fingerings for the first system of guitar tablature. Each line corresponds to a fret on a string, with some lines having multiple vertical bars indicating multiple notes or techniques.

5

2 2 3 2 0 2 2 3 2 2 2 3 2 0 2 3 2 0 0 0 3

TAB 0 0 3 2 3 0 0 0 3 1 0 3 1 0 0 0 0 3

2 2 2 2 2 2 2 2 2 2 2 2 2 2 2 2 2 2 2 2

A series of vertical lines representing fingerings for the second system of guitar tablature. Each line corresponds to a fret on a string, with some lines having multiple vertical bars indicating multiple notes or techniques.

9

2 0 0 2 2 2 2 0 0 0 0 3 2 0 2 7 5 5

TAB 0 3 0 3 3 2 0 0 0 0 1 0 3 2 3 2 3 0 8 7 8

2 2 0 0 0 0 0 0 0 0 0 0 0 0 0 0 0 0 0 0

A series of vertical lines representing fingerings for the third system of guitar tablature. Each line corresponds to a fret on a string, with some lines having multiple vertical bars indicating multiple notes or techniques.

13

10 10 10 9 9 9 10 10 10 9 9 9 10 10 10 9 9 9 7 7 7

TAB 0 0 0 0 0 0 0 0 0 0 0 0 0 0 0 0 0 0 0 0

0 0 0 0 0 0 0 0 0 0 0 0 0 0 0 0 0 0 0 0

A series of vertical lines representing fingerings for the fourth system of guitar tablature. Each line corresponds to a fret on a string, with some lines having multiple vertical bars indicating multiple notes or techniques.

16

7 7 7 7 7 7 7 7 7 7 7 7 7 7 7 7 7 7 7 7

TAB 8 8 8 8 7 7 7 7 7 7 0 8 0 8 0 8 0 8 7 7

0 0 0 0 0 0 0 0 0 0 0 0 0 0 0 0 0 0 0 0

A series of vertical lines representing fingerings for the fifth system of guitar tablature. Each line corresponds to a fret on a string, with some lines having multiple vertical bars indicating multiple notes or techniques.

18

7 7 7 7 7 7 7 7 7 3 3 3 3 3 3 3 3 3

TAB 0 7 0 7 0 7 0 7 0 0 5 0 5 0 5 0 5 0 5

0 0 0 0 0 0 0 0 0 0 0 0 0 0 0 0 0 0 0 0

A series of vertical lines representing fingerings for the sixth system of guitar tablature. Each line corresponds to a fret on a string, with some lines having multiple vertical bars indicating multiple notes or techniques.

2

20

**T**  
**A**  
**B**

20 20 20 20 20 20 20 20 | 00 00 00 00 00 00 00 00

5 5 5 5 5 5 | 5 5 5 5 5 5

22

**T**  
**A**  
**B**

00 00 00 00 00 00 00 00 | 00 00 00 00 00 00 00 00 | 00 00

5 5 5 5 5 5 | 5 5 5 5 5 5 | 5 4

2 3 | 3

25

**T**  
**A**  
**B**

0 0 0 7 | 7







5 5 5 5 | 5

6 6

7

# LXXIX

08.05.2017



2

24

A musical score for guitar, consisting of a single staff in treble clef with a key signature of two sharps (F# and C#). The score begins with a circled '8' below the staff, indicating the starting fret. The music is written in a sequence of chords, each with a diagram above it. The chords are labeled as follows: H12, H12, H12, H7, H5, H12, H7, H5, H12, H7, H5, H12, H7, H5, H12, H7, H5, and finally H5 at the end. The diagrams show the fretting of strings on the guitar neck. The piece concludes with a double bar line.

# LXXIX

08.05.2017

10

10 2 0 2 3 3 2 0 0 2 2 2  
0 0 0 0 3 2 3 3 3 2  
0 0 1 0 3 3 3 3  
9 9 10 7 2 0 2 0 3 3

6

2 0 0 0 2 2 2 0 0  
0 3 2 3 0 2 0 2 3 3 3 0 3 2 3 2 0 2 3  
3 1 0 0 0 2 0 2 3 2 2 0 2 3  
2 2 2 2 0 2 3

10

2 2 2 2 2 2 2 2 2 2 2 2  
0 0 0 0 0 0 0 0 0 0 0 0 0 0 0 0 0 0 0 0 0 0  
1 4 0 3 1 4 0 0 0 0 0 0 0 0 0 0 0 0 0 0 0 0  
2 1 2 2 1 1 2 2 1 1 2 2 1 1 2 2 1 1 2 2 1 1 2 2

15

2 2 2 0 7 7 7 7 5 5 3 5 3 2 3  
0 3 2 3 3 0 0 7 7 7 5 5 3 5 3 2 3  
0 0 0 0 0 0 0 0 0 0 0 0 0 0 0 0 0 0 0 0 0 0  
2 7 5 3 2 0

17

5 5 5 5 5 5 5 5 5 5 5 5 5 5 5 5 5 5 5  
6 7 0 5 3 2 3  
0 0 0 0 0 0 0 0 0 0 0 0 0 0 0 0 0 0 0 0 0 0

19

5 4 2 0 2 4 5 9 10 10 10 10 9 0 0 4 4 5 10 12 H12 H12  
0 3 3 0 0 0 0 0 0 10 9 4 3 0 0 0 0 0 0  
0 0 0 0 0 0 0 0 0 3 3 3 3 0 0 0 0 0 0  
9 9 9 9 9 9 9 9 9 2 2 2 2 0 0 0 0 0 0 0 0 0 0

**2**

25

|                      |   |     |    |    |   |     |    |    |   |     |    |    |     |    |    |    |   |   |   |
|----------------------|---|-----|----|----|---|-----|----|----|---|-----|----|----|-----|----|----|----|---|---|---|
|                      | 5 | H12 | H7 | H5 | 3 | H12 | H7 | H5 | 2 | H12 | H7 | H5 | H12 | H7 | H5 | H5 |   |   |   |
| <b>T<br/>A<br/>B</b> |   | 0   | 0  | 0  |   | 0   | 0  | 0  |   | 0   | 0  | 0  | 3   | 0  | 0  | 0  | 2 | 0 | 0 |
|                      |   | 4   |    |    |   | 2   |    |    |   | 0   |    |    |     |    |    |    | 2 |   |   |
|                      |   |     |    |    |   |     |    |    |   |     |    |    | 2   |    |    |    |   |   |   |

| | | | | | | | | | | | | | | | | | |

# LXXX

09.05.2017

Musical staff 1, measures 1-4. Treble clef, key signature of two sharps (F# and C#), 8/8 time signature. The melody begins with a quarter rest, followed by a series of eighth and quarter notes.

Musical staff 2, measures 5-8. Treble clef, key signature of two sharps, 8/8 time signature. The melody continues with eighth and quarter notes.

Musical staff 3, measures 9-12. Treble clef, key signature of two sharps, 8/8 time signature. The melody features eighth notes and quarter notes, with some beamed eighth notes.

Musical staff 4, measures 13-16. Treble clef, key signature of two sharps, 8/8 time signature. The melody includes quarter notes, eighth notes, and a dotted quarter note.

Musical staff 5, measures 17-20. Treble clef, key signature of two sharps, 8/8 time signature. The melody consists of eighth notes and quarter notes.

Musical staff 6, measures 21-24. Treble clef, key signature of two sharps, 8/8 time signature. The melody is composed of eighth notes and quarter notes.

Musical staff 7, measures 25-28. Treble clef, key signature of two sharps, 8/8 time signature. The melody features eighth notes and quarter notes.



2

30

Musical notation for measures 8 through 30. The piece is in treble clef with a key signature of two sharps (F# and C#). The melody consists of a continuous eighth-note scale starting on G4 and ascending to G5. The bass line features a steady eighth-note accompaniment, primarily using the notes G3, A3, and B3, with occasional chromatic movement. Measure 30 concludes with a final G5 note.

33

Musical notation for measures 33 and 34. The notation shows a treble clef with a key signature of two sharps. Measure 33 begins with a downward-pointing arrow on the G4 line, followed by a quarter rest. The bass line contains a whole note chord consisting of G3, A3, and B3. Measure 34 shows a whole note chord of G4, A4, and B4 in the treble clef, with a double bar line at the end of the staff.

# LXXX

09.05.2017

5 5 3 3 2 2 0 0 2 3

6 6 5 5 3 2 3 2 0 3 1 3

5 3 2 3

4

0 2 3 5 7 7 7 7 5 5 5 5 3 3

0 2 3 5 5 5 5 5 3 3 3 3 1 1 1 1

3 5 5 5 5 3 3 3 3 1 1 1 1

0

8

2 2 2 2 0 0 0 2 3 0 2 3

0 0 0 0 0 0 2 2 3 3 2 2 0 0 0 0 4 2 4 0 2 3

0 1 1 0 0 0 0 0 4 2 4 0

2 2 2 2 2 3

13

0 2 3 0 2 3 0 2 3 5 5 3 2 0 3 3 2 0 0

0 2 3 0 2 3 0 2 3 5 5 3 2 0 3 3 3 3 0 3 2

0 0 0 0 0 0 0 0 3 3 3 3 3 3 0 3 2

0 2

20

0 2 3 0 2 3 0 2 3 5 7 7 7 7 7 7 7 7 8 8 8 8 8 8 8 8

1 0 2 3 2 3 5 5 5 5 5 5 5 5 8 8 8 8 8 8 8 8

2 3 5 5 5 5 5 5 5 5 5 5 5 5 5 5 5 5

24

10 10 10 10 10 10 10 10 10 10 10 10 10 10 10 10 10 10 10 10

9 9 9 7 7 7 10 10 10

9 7 10

2

27

TAB notation for guitar exercise 27. The notation consists of three staves. The top staff contains a sequence of fret numbers: 9-9-9-9-9-9-9-9-9, followed by 2-2-2-2-2-2-2-2-2-2-2-2, and finally 2-2-2-2-2-2-2-2-2-2-2-2. The middle staff contains fret numbers: 9, 9, 9, 2, 0, 3, 2, 2, 4, 0, 2. The bottom staff contains fret numbers: 9, 9, 9, 2, 0, 3, 2, 2, 4, 0, 2. Below the staves are 11 pairs of vertical lines representing guitar strings, with horizontal bars indicating fretted notes corresponding to the numbers above.

30


TAB notation for guitar exercise 30. The notation consists of three staves. The top staff contains a sequence of fret numbers: 2-2-2-2-2-2-2-2-2-2-2-2, followed by 2-2-2-2-2-2-2-2-2-2-2-2, and finally 2-2-2-2-2-2-2-2-2-2-2-2. The middle staff contains fret numbers: 0, 2, 3, 0, 3, 0, 2, 3, 2, 3, 5. The bottom staff contains fret numbers: 0, 2, 3, 0, 3, 0, 2, 3, 2, 3, 5. Below the staves are 11 pairs of vertical lines representing guitar strings, with horizontal bars indicating fretted notes corresponding to the numbers above.

33

TAB notation for guitar exercise 33. The notation consists of three staves. The top staff contains fret numbers: 7, 0, 0, 0, 6, 7. The middle staff contains fret numbers: 7, 0, 0, 0, 6, 7. The bottom staff contains fret numbers: 7, 0, 0, 0, 6, 7. Below the staves are 11 pairs of vertical lines representing guitar strings, with horizontal bars indicating fretted notes corresponding to the numbers above. A vertical line is drawn below the first pair of strings, and a downward-pointing arrow is positioned below the first pair of strings.

# LXXXI


09.05.2017





# LXXXII

10.05.2017



# LXXXII

10.05.2017

**T** 0-2 3-2-0-2-0 0

**A** 1-0-1-3 1-3-1-0 1-0-1-3 3-1-3-1

**B** 3 0

5

**T** 3-1-0-1-0 0 0 0-2 0-2-3

**A** 3 3-1 3-1 3 0-1-3 1-0-1-3 3-1-3

**B** 2 0 3 2 3 0 2

9

**T** 2-3-3-2-0 2-3-3-2-0 2-3-3-2-0 2 0 3 2-0 0 0

**A** 3 3 3 0 0 3 0 3 0 0 0 0 4 0 0

**B** 0 0 0 0 0 0 0 0 0 0 0 2-2-2-2-2-2 2-2-2 2

# LXXXIII

11.05.2017

8

4

7

10

13

16

18



2

21

Musical notation for a piece in D major (one sharp). The notation is on a single staff with a treble clef and a common time signature. The melody consists of quarter notes: D4 (quarter rest), E4, F#4, G4, A4, B4, C5, B4, A4, G4, F#4, E4, D4. The piece concludes with a double bar line. A page number '21' is positioned above the first measure, and an '8' is located below the first measure. A '2' is located at the top left of the page.

# LXXXIII

11.05.2017

**T**  
**A**  
**B**

2 2 | 10 9 7 | 10 8 7 | 7 8 10 | 7 9 | 10 10 10 9 9 9

3 | 10 8 7 | 7 8 10 | 0 | 0 | 0 | 0

3 | 10 | 0 | 0 | 9 | 9

0 | 9 | 9

Diagram showing fingerings for measures 1-3. Measure 1: 2 fingers on strings 2 and 3. Measure 2: 10 fingers on strings 1, 2, and 3. Measure 3: 7, 8, and 10 fingers on strings 1, 2, and 3.

4

**T**  
**A**  
**B**

2 3 2 0 | 0 | 2 2 | 0 2 3 | 0 2 0

0 3 2 3 | 2 3 2 | 0 0 2 2 3 3 3 3 | 0 2 3 | 0 2 0

0 0 0 0 0 0 0 0 | 0 0 0 0 0 0 | 0 3 | 3 | 0 3 | 1 3

2 | 3 | 2

Diagram showing fingerings for measures 4-6. Measure 4: 2, 3, 2, 0 on strings 1, 2, 3, 4. Measure 5: 2, 2 on strings 1, 2. Measure 6: 0, 2, 3 on strings 1, 2, 3.

7

**T**  
**A**  
**B**

0 2 3 | 0 2 3 | 2 2 2 5 5 5 3 3 3 | 5 | 5 | 5

0 3 3 3 7 7 7 5 5 5 | 7 7 7 8 8 8 7 7 8

0 0 0 0 0 0 0 0 0 | 0 8 | 8 | 0 8 | 8 | 8

3 | 3 | 2

Diagram showing fingerings for measures 7-9. Measure 7: 0, 2, 3 on strings 1, 2, 3. Measure 8: 2, 2, 2, 5, 5, 5, 3, 3, 3 on strings 1, 2, 3. Measure 9: 5, 5, 5 on strings 1, 2, 3.

10

**T**  
**A**  
**B**

5 3 5 5 3 5 | 3 2 3 3 2 3 | 3 1 3 3 1 3

0 5 5 5 5 5 | 0 3 3 3 3 3 | 0 3 3 3 3 3

0 0 0 0 0 0 | 0 0 0 0 0 0 | 0 0 0 0 0 0

Diagram showing fingerings for measures 10-12. Measure 10: 5, 3, 5, 5, 3, 5 on strings 1, 2, 3. Measure 11: 3, 2, 3, 3, 2, 3 on strings 1, 2, 3. Measure 12: 3, 1, 3, 3, 1, 3 on strings 1, 2, 3.

13

**T**  
**A**  
**B**

2 2 | 10 10 | 10 10 | 10 10

0 0 0 0 0 0 | 0 0 0 0 0 0 | 0 0 0 0 0 0

2 2 | 9 9 | 9 9

Diagram showing fingerings for measures 13-15. Measure 13: 2, 2 on strings 1, 2. Measure 14: 10, 10 on strings 1, 2. Measure 15: 10, 10 on strings 1, 2.

16

**T**  
**A**  
**B**

7 7 | 7 3 | 2 2 | 0 0 0 0 0 0 | 0 0 0 0 0 0 | 0 0 0 0 0 0

0 0 0 0 0 0 | 0 0 0 0 0 0 | 0 0 0 0 0 0

7 5 | 3 2 | 1 2

Diagram showing fingerings for measures 16-18. Measure 16: 7, 7 on strings 1, 2. Measure 17: 7, 3 on strings 1, 2. Measure 18: 2, 2 on strings 1, 2.

2

19



**T  
A  
B**

2 0 0 1 2 | 2 3 3 0 | 10 9 7 | 10 8 7 10 | 7 8 10 7 9 | 10 7 8 0

| • | | | | | | | •

LXXXIV

10.05.2017



# LXXXIV

10.05.2017

3=G

2-2 0-0 0-2-3 7-5-3-2 2-3-2-0 0 0 2-2-3-3-5-5  
3 2 0 0 3 3-2-3 2 3 3 5 7  
2 2 1 0 2 2 2 2  
0 2 2 0 0 2 2 0

8


(tr)

0-0-2-2-3-3 3-3-2 0-0-3-2-0 0-2 0 0-2-3 2  
2 3 5 2 0 3 2-3 3-2-0 2 0-2-3 3  
TAB  
B


# LXXXV

11.05.2017

3=G 8




5 8




8 8



10 8



15 8



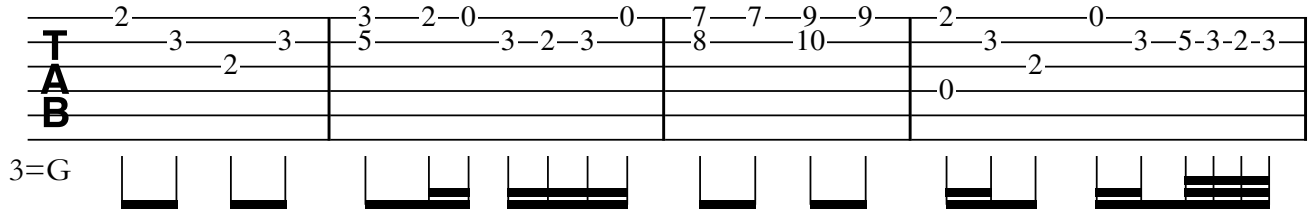
# LXXXV

11.05.2017

2 3 3 | 3 2 0 3 2 3 | 7 7 9 9 | 2 3 0 3 5 3 2 3


T  
A  
B

3=G



5 0 2 0 2 0 | 2 2 0 | 7 9 7 5

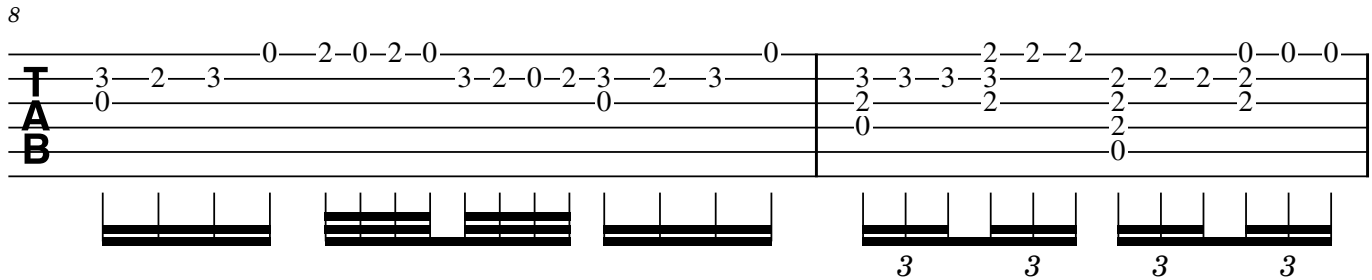
T  
A  
B



8 0 2 0 2 0 | 0 | 2 2 2 0 0 0

T  
A  
B

3 3 3 3 2 2 2 2



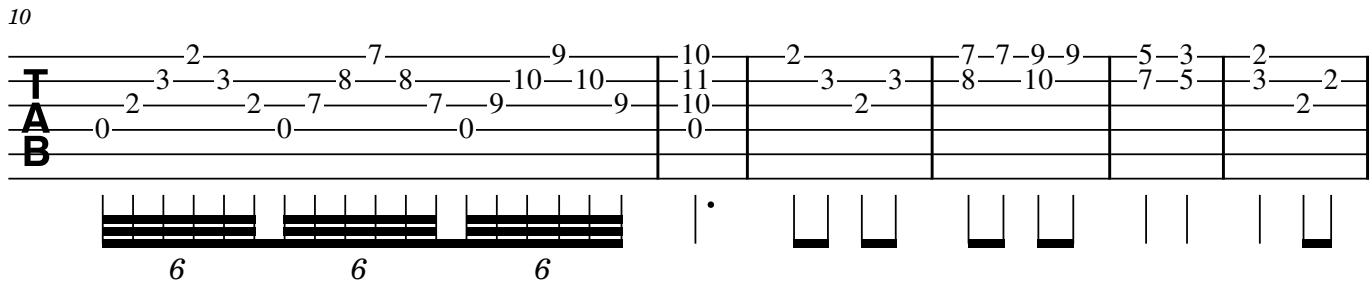
10 2 7 9 10 | 2 7 9 9 | 5 3 2

T  
A  
B

3 3 8 8 10 10 | 11 | 3 3 8 10 | 7 5 | 3 2

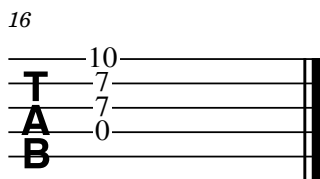
0 0 7 7 9 9 | 10 | 0 2 | 0 0 0 0

6 6 6



16 10 7 7 0

T  
A  
B



|

# LXXXVI

12.05.2017

3=G  
8

The first system of musical notation is written on a single staff in treble clef. The key signature consists of three sharps (F#, C#, G#). The notation begins with a treble clef, a key signature of three sharps, and a common time signature. A '3=G' marking is placed to the left of the staff, and an '8' is placed below the first measure. The music consists of a series of chords and melodic lines, with some notes beamed together. The piece concludes with a double bar line.

4

The second system of musical notation is written on a single staff in treble clef. The key signature consists of three sharps (F#, C#, G#). The notation begins with a treble clef, a key signature of three sharps, and a common time signature. A '4' marking is placed to the left of the staff, and an '8' is placed below the first measure. The music continues from the first system, featuring similar chordal and melodic structures. The piece concludes with a double bar line.



# LXXXVI

12.05.2017

3=G

**T**  
**A**  
**B**

4

**T**  
**A**  
**B**

# LXXXVII

14.05.2017

8

8

16

21

24

26

32

# LXXXVII

14.05.2017

TAB

3-2-0 2-0 3-2-0 2-0 0-2-3 2-0 0-2-3  
0 3-3 0 3 3-2-3 3-3 0  
5 0 0 0 0 2 0

G=3

Diagrammatic representation of the first eight measures of the piece, showing fret positions and string groupings.

9

III

TAB

5-3 3 5 0-0-0 1-0-0 1-1-1  
3 6-5-6 2 1 2 3 1  
3 2 5 0 3 0 2 0 2 3 2

Diagrammatic representation of measures 9-16, including a trill (tr) symbol above measure 10.

17

TAB

3-1-0 0-1 0 0 7-7-7 7-7-7 7-7-7 7-7-7  
3 0 1 0 0 0 0 0  
2 2 3 0

Diagrammatic representation of measures 17-20, showing complex fretting patterns.

21

TAB

5-5-5 5-5-5 5-5-5 5-5-5 3-3-3 3-3-3 3-3-3 3-3-3 2  
0 0 0 0 0 0 0 0 3  
0 0 0 0 0 0 0 0 0

Diagrammatic representation of measures 21-23, showing repeated chordal patterns.

24

TAB

8-8-8 8-8-8 8-8-8 8-8-8 10-10-10 10-10-10 10-10-10 10-10-10  
0 0 0 0 0 0 0 0

Diagrammatic representation of measures 24-25, showing repeated chordal patterns.

26

VII V IV

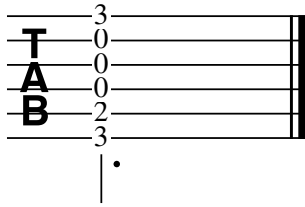
TAB

12-12-12 12-12-12 10-10-10 10-10-10 10 8 7 3-2-0 2-0  
0 0 0 0 7 5 4 0 3-3  
0 0 0 0 7 5 4 5 0 3-3  
7 5 4 5 0 3-3

Diagrammatic representation of measures 26-28, including a trill (tr) symbol above measure 27.




2

33



# LXXVIII

14.05.2017



# LXXXVIII

20.05.2017

4

6  
5  
4  
3  
2  
1

T  
A  
B

5 0 0 4 0 5 5 3 0 | 0 0 0 6 0 0 | 0 0 0 4 0 0

4 4 5 5 0 | 5 0 0 5 0 0 | 5 0 0 5 0 0

Diagrammatic representation of the TAB notation below the staff.

4

6  
5  
4  
3  
2  
1

T  
A  
B

6 6-5-3 | 5 5-3-1-3 | 5-3-5-6-5-3 | 1-0 0-1-3-3 2

3 3 3 3-2-3 1

4 4

Diagrammatic representation of the TAB notation below the staff.

8

6  
5  
4  
3  
2  
1

T  
A  
B

2-2-2 2-2-2 2-2-2 2-2-2 2-2-2 0 2-2-2 2-2-2 2-2-2 | 2



1 0 1 0 0 1

2 1 1 1 1 1 1 1

Diagrammatic representation of the TAB notation below the staff.

# LXXXIX

16.05.2017



# LXXXIX

16.05.2017

8

|          |     |         |           |   |     |       |
|----------|-----|---------|-----------|---|-----|-------|
|          | 2-3 | 5-3-2-0 | 3-2-0-0-2 | 0 |     | 0-2-3 |
| <b>T</b> | 3-3 | 3       | 0         | 0 | 3-1 | 0-0   |
| <b>A</b> |     |         |           |   |     | 0     |
| <b>B</b> | 0   |         |           |   |     | 2     |

8

|          |           |                   |           |     |     |        |
|----------|-----------|-------------------|-----------|-----|-----|--------|
|          | 2-0-0-2-3 | 2-0-0-2-3-5-0-2-3 | 0-2-3-2-0 | 2-2 | 5-5 | 7-10-9 |
| <b>T</b> | 0-3       | 0-3               | 3         | 3   | 6   | 8      |
| <b>A</b> | 0         | 0                 | 3-2       | 3   | 6   | 8      |
| <b>B</b> | 2         | 3                 | 0         | 0   | 0   | 0      |



13

|          |   |       |   |   |   |   |   |   |
|----------|---|-------|---|---|---|---|---|---|
|          | 5 |       | 0 | 0 | 2 | 3 | 0 | 2 |
| <b>T</b> | 7 |       | 0 | 3 | 0 | 2 | 3 | 0 |
| <b>A</b> | 8 |       | 0 | 3 | 0 | 2 | 3 | 0 |
| <b>B</b> | 0 | 7-5-4 | 1 | 2 | 2 | 2 | 2 | 2 |



# XC

16.05.2017



# XC

16.05.2017

7

TAB

7

TAB

14

TAB

17

TAB

21

TAB

# XCI

17.05.2017

Musical staff 1: Treble clef, key signature of two sharps (F# and C#), 8/8 time signature. The staff contains a sequence of notes and rests, including a triplet of eighth notes in the fifth measure.

Musical staff 2: Treble clef, key signature of two sharps, 8/8 time signature. Measure 10 is marked. The staff contains a sequence of notes and rests, including a flat sign (Bb) in the second measure. The label "Harm12" is placed above the final measure.

Musical staff 3: Treble clef, key signature of two sharps, 8/8 time signature. Measure 18 is marked. The staff contains a sequence of notes and rests, including two measures with the label "Harm12" above them.

Musical staff 4: Treble clef, key signature of two sharps, 8/8 time signature. Measure 24 is marked. The staff contains a sequence of notes and rests, including four measures with the label "H12" above them.

Musical staff 5: Treble clef, key signature of two sharps, 8/8 time signature. Measure 32 is marked. The staff contains a sequence of notes and rests, including a flat sign (Bb) in the second measure.

# XCI

17.05.2017

6

TAB notation for measures 6-9. Measure 6: Treble clef, 3-3, 3-3, 3-3, 2-0-2-3, 2-2, 2-2, 3-3-3, 3-2, 7-7-7. Bass clef: 0, 3, 2, 0, 0, 0, 5, 0, 8. Includes rhythmic flags and bar lines.

10

TAB notation for measures 10-18. Measure 10: Treble clef, 7-6, 5-5-5, 5-4, 10-10-10, 10-10-10, 9-9-9, 9-9-9, 7, Harm12, 7, Harm12. Bass clef: 0, 7, 0, 9, 0, 0, 0, 0, 0, 0, 7, 5. Includes rhythmic flags and bar lines.

19

TAB notation for measures 19-23. Measure 19: Treble clef, Harm12, 3-2-0, 0-2-3-2, 3-2-0, 0, 0-2-3, 0-2-3, 2-2, 2-2. Bass clef: 0, 0, 0, 3, 4, 3, 3, 0, 0. Includes rhythmic flags and bar lines.

24



TAB notation for measures 24-31. Measure 24: Treble clef, 2-0, 0, 2, 2, 2-0, 0, 0-2, 2, H12, 3, H12, 6, H12, 10, H12. Bass clef: 0, 3-2-3, 0, 0, 3, 2-3, 0-0, 0-0, 0-0, 0-0. Includes rhythmic flags and bar lines.

32

TAB notation for measures 32-35. Measure 32: Treble clef, 9, 12-11, 3-2-0, 0-2, 3-2-0, 0-2-3, 2-3-2, 0-2-3, 0, 2. Bass clef: 0, 3-2-3, 3, 3, 2, 2. Includes rhythmic flags and bar lines.

# XCII

18.05.2017



# XCII

18.05.2017

II

5-4-2 | 4-2 | 2-0-2-2-0 | ↑ 0-0 | 2-3-2 | 3-3-2-0 | 0-2-3 | 0

2 | 2-6 | 3-3-3 | 2 | 3-0 | 3-0 | 3

4 | 4 | 0 | 2 | 0 | 2 | 3

2 | 4 | 0 | 0 | 2 | 2 | 3

7

II

0-2-3 | 5-5 | 4-4 | 5-4-5-2 | 4-2-4 | 2-0-2 | ↑ 0-0 | 2-3-2 | 3-3-2-0

2-3 | 2 | 2 | 2 | 2-6 | 3-3 | 2 | 3-0 | 3-0

3 | 4 | 2 | 4 | 2 | 3 | 3 | 2 | 0

2 | 4 | 4 | 4 | 4 | 0 | 2 | 2 | 2

0 | 2 | 2 | 2 | 4 | 0 | 0 | 2 | 2

15

2-2-0 | 0-2-3 | 2

0 | 4 | 4-2-3 | 0-2-3 | 0

0 | 4 | 1 | 0

2 | 3 | 2 | 2

# XCIII

20.05.2017

8

5

8

8

14

8

23

8

24

8

25

8

2

26

Musical score for two staves, measures 26-31. The score is written in treble clef with a key signature of one sharp (F#). The first staff contains a melodic line with notes and rests, and the second staff contains a bass line with notes and rests. The music concludes with a double bar line and a fermata over the final note of the first staff.







# XCIV

21.05.2017

The first system of musical notation for 'XCIV' consists of a single staff in treble clef with a key signature of three sharps (F#, C#, G#). The music begins with a bass clef on the first line, indicating an octave shift. The notation includes a variety of rhythmic values such as eighth and sixteenth notes, as well as rests. The piece concludes with a double bar line.

7

The second system of musical notation for 'XCIV' continues from the first system. It features a treble clef and a key signature of three sharps. The notation includes eighth and sixteenth notes, rests, and a fermata over a note. The system ends with a double bar line.

11

The third system of musical notation for 'XCIV' continues from the second system. It features a treble clef and a key signature of three sharps. The notation includes eighth and sixteenth notes, rests, and a fermata over a note. The system ends with a double bar line.

# XCIV

21.05.2017

0-2-3      2-0

Measure 1: T: 2-0-2-3, A: 3, B: 0. Measure 2: T: 5-3-2, A: 3, B: 0. Measure 3: T: 3-2-0, A: 0, B: 0. Measure 4: T: 2-0-0, A: 3, B: 0. Measure 5: T: 2-3, A: 1, B: 0. Measure 6: T: 0-2-3, A: 0, B: 0. Measure 7: T: 2-0, A: 1, B: 0. Measure 8: T: 0, A: 0, B: 0. Measure 9: T: 3, A: 3, B: 0.

7      ♩ = ♩.



Measure 7: T: 5-3-2-3-2-0-0, A: 3-5-3, B: 0. Measure 8: T: 2-2-2, A: 3-3-2, B: 0. Measure 9: T: 0-0-0, A: 2-2-2, B: 0. Measure 10: T: 0-0-0, A: 2-2-2, B: 0. Measure 11: T: 2-2-2-2-0-0, A: 3-3-0, B: 0. Measure 12: T: 3-3-2-3, A: 3-3-2-3, B: 0.

11      ♩. = ♩.

Measure 11: T: 2-0, A: 0, B: 2-2-2-2-2-2. Measure 12: T: 3-0, A: 0, B: 2-2-2-2. Measure 13: T: 2-3-2-0-0, A: 0-4, B: 2-2-2-2. Measure 14: T: 0-0, A: 0, B: 7. Measure 15: T: 0-0, A: 0, B: 10. Measure 16: T: 0-0, A: 0, B: 15-14. Measure 17: T: 0-0, A: 0, B: 15-14.

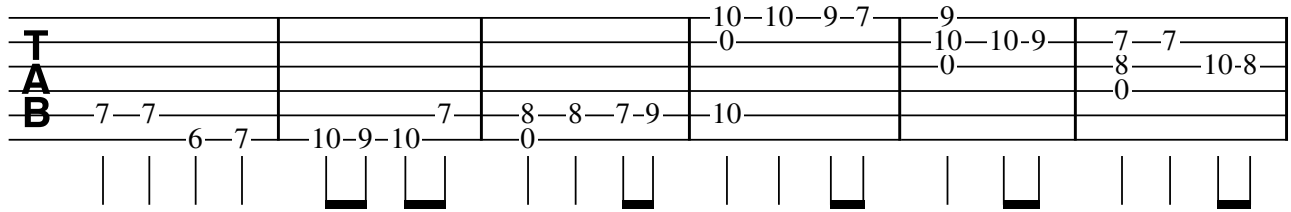
# XCV

22.05.2017



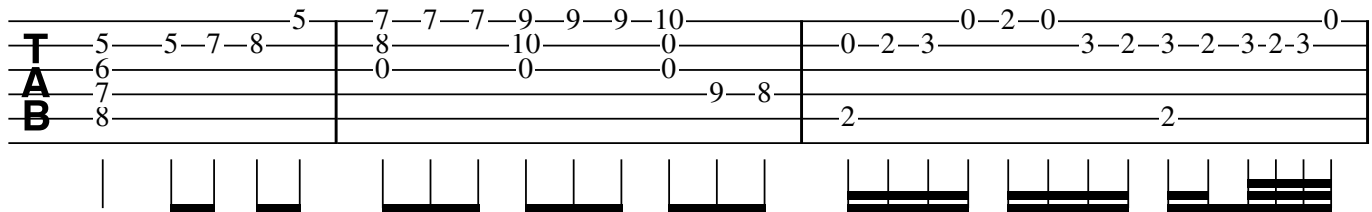
# XCV

22.05.2017



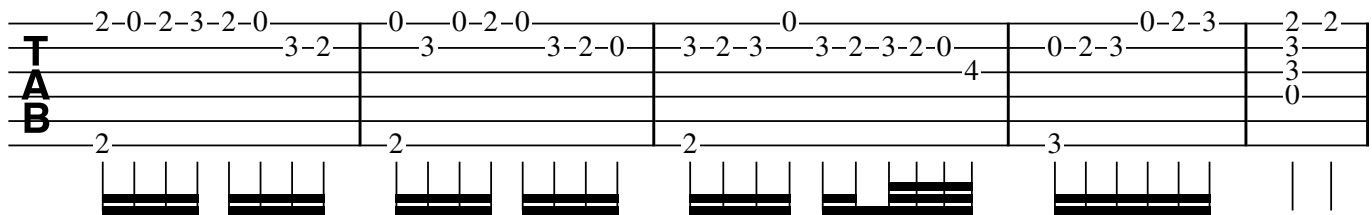
System 1: TAB notation with fret numbers and bar lines. Includes a vertical label 'TAB' on the left. Fret numbers include 7, 6, 10, 9, 10, 8, 7, 9, 10, 10, 10, 9, 7, 9, 10, 10, 9, 7, 7, 7, 8, 10, 8.

7



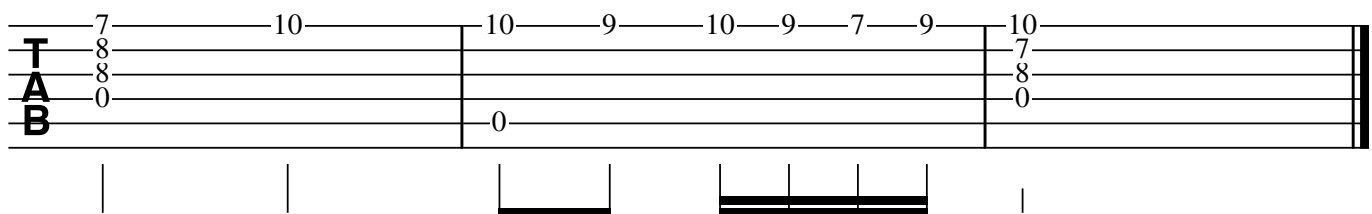
System 2: TAB notation with fret numbers and bar lines. Includes a vertical label 'TAB' on the left. Fret numbers include 5, 5, 7, 8, 5, 7, 7, 7, 9, 9, 9, 10, 8, 10, 0, 0, 0, 9, 8, 0, 2, 3, 0, 2, 0, 3, 2, 3, 2, 3, 2, 3, 0, 2, 2.

10



System 3: TAB notation with fret numbers and bar lines. Includes a vertical label 'TAB' on the left. Fret numbers include 2, 0, 2, 3, 2, 0, 3, 2, 0, 0, 2, 0, 3, 2, 0, 3, 2, 3, 0, 3, 2, 3, 2, 0, 4, 0, 2, 3, 0, 2, 3, 2, 2, 3, 3, 0.

15



System 4: TAB notation with fret numbers and bar lines. Includes a vertical label 'TAB' on the left. Fret numbers include 7, 10, 10, 9, 10, 9, 7, 9, 10, 7, 8, 8, 0, 0.

# XCVI

23.05.2017

Musical staff 1: Treble clef, key signature of three sharps (F#, C#, G#), 8/8 time signature. The staff contains a sequence of chords and melodic lines. The first measure features a complex chord with a low octave bass note. The melody consists of eighth and quarter notes.

Musical staff 2: Treble clef, key signature of three sharps, 8/8 time signature. Measure 7 is marked. The staff includes two instances of a "Harm12" label above the notes. The melody continues with eighth and quarter notes, and the bass line features a steady eighth-note pattern.

Musical staff 3: Treble clef, key signature of three sharps, 8/8 time signature. Measure 13 is marked. The staff includes two instances of a "Harm12" label above the notes. The melody continues with eighth and quarter notes, and the bass line features a steady eighth-note pattern.

Musical staff 4: Treble clef, key signature of three sharps, 8/8 time signature. Measure 17 is marked. The staff includes a "b" (flat) symbol above the notes. The melody continues with eighth and quarter notes, and the bass line features a steady eighth-note pattern. The piece concludes with a final chord and a double bar line.

# XCVI

23.05.2017

VII

0-0-2 | 3-3-5 | 7-10-9 | 9-9-7 | 9-7 | 7 | 9-9-10 | 12-12-10

TAB

0 | 0 | 7 | 10 | 7 | 7 | 7 | 10

1 | 1 | 8 | 7 | 8 | 7 | 7 | 11

2 | 2 | 9 | 7 | 8 | 7 | 7 | 0

2 | 2 | 9 | 7 | 8 | 7 | 7 | 0

0 | 0 | 7 | 7 | 8 | 7 | 7 | 0

Diagram showing fret positions for measure VII.

8

Harm12.....

0 | 3-2 | 2-0-2 | 0 | 2 | 3-2-0 | 3-2-3 | 0-2 | 2-0 | 3-2-0-2-3 | 0

TAB

0 | 3-2 | 2-0-2 | 0 | 2 | 3-2-0 | 3-2-3 | 0-2 | 2-0 | 3-2-0-2-3 | 0

2 | 2 | 0 | 2 | 0 | 0 | 3

Diagram showing fret positions for measure 8, including a Harm12 instruction.

14

Harm12...

0 | 3-2-0 | 4 | 0-2-0 | 4 | 0 | 0-2-3 | 0-2-3 | 0-2-3 | 0-2-3 | 2 | 0

TAB

0 | 3-2-0 | 4 | 0-2-0 | 4 | 0 | 0-2-3 | 0-2-3 | 0-2-3 | 0-2-3 | 0 | 0

4 | 2 | 3 | 0 | 2 | 2 | 1 | 1

4 | 2 | 3 | 0 | 2 | 2 | 1 | 1

Diagram showing fret positions for measure 14, including a Harm12 instruction.

20

IV

0-0-2 | 3-3-5 | 4-4-6 | 7-7-9 | 11

TAB

0 | 0 | 4 | 4 | 5 | 5 | 0

1 | 1 | 5 | 5 | 5 | 5 | 0

2 | 2 | 6 | 6 | 6 | 6 | 0

2 | 2 | 6 | 6 | 6 | 6 | 0

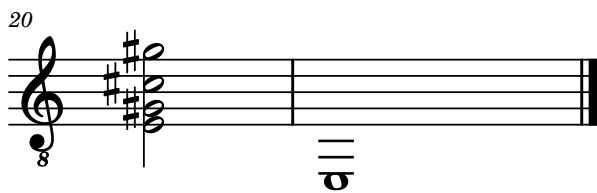


0 | 0 | 4 | 4 | 5 | 5 | 0

Diagram showing fret positions for measure 20, including a Roman numeral IV.



# XCVII

23.05.2017



# XCVII

23.05.2017

1-1-1-0 | 0-0 | 1-3 | 0 | 1

**T** 3 | 1-5-3 | 1-0-1-3-3 | 0-0-1 | 3-0

**A** 3 | 3 | 3 | 1-0-1-3 | 3-1-3

**B** 0 | 2 | 3 | 2 | 0-2-3

0 | 0 | 3 | 2 | 0-2-3

6

0-1 | 3-3-2-0 | 2-2-0 | Harm12

**T** 1-0-1-3 | 0 | 0-3 | 2-2-0 | 0-0-0-0 | 0-0

**A** 3 | 1 | 0-3 | 0-4 | 5-8 | 12-11-0

**B** 2 | 2 | 0 | 0 | 0 | 0

0 | 2 | 2 | 1 | 2

12

10-10-9-7 | 5 | 2-2-2 | 2-1-0 | 3-3-5 | 7-7 | 7 | 5 | 4

**T** 0-0 | 7-8-7-5 | 3-3-3 | 3 | 0 | 5 | 5 | 3 | 2

**A** 0 | 0 | 2-2 | 3 | 1 | 6 | 5 | 3 | 2

**B** 0 | 0 | 0 | 0 | 2 | 5 | 5 | 3 | 2

0 | 0 | 0 | 0 | 0 | 0 | 0 | 0 | 0

21

**T**

**A**

**B** 0

# XCVIII

24.05.2017

Musical notation for measures 1-5. The key signature is three sharps (F#, C#, G#). The time signature is 8/8. The notation includes a treble clef, a bass clef, and various rhythmic values such as quarter notes, eighth notes, and sixteenth notes. A flat (b) is placed above the first measure.

6

Musical notation for measures 6-10. The key signature is three sharps (F#, C#, G#). The time signature is 8/8. The notation includes a treble clef, a bass clef, and various rhythmic values such as quarter notes, eighth notes, and sixteenth notes. A flat (b) is placed above the eighth measure.

11

Musical notation for measures 11-13. The key signature is three sharps (F#, C#, G#). The time signature is 8/8. The notation includes a treble clef, a bass clef, and various rhythmic values such as quarter notes and eighth notes.

14

Musical notation for measures 14-16. The key signature is three sharps (F#, C#, G#). The time signature is 8/8. The notation includes a treble clef, a bass clef, and various rhythmic values such as quarter notes, eighth notes, and sixteenth notes. A flat (b) is placed above the sixteenth measure.

17

Musical notation for measure 17. The key signature is three sharps (F#, C#, G#). The time signature is 8/8. The notation includes a treble clef, a bass clef, and various rhythmic values such as quarter notes and eighth notes.

# XCVIII

24.05.2017

II

A guitar TAB system with three staves (T, A, B) and a diagram below. The top staff (T) has a capo II and fret numbers: 6-6 | 4-4 | 4-2-0 | 2-0 | 0-2-3 | 2-0 | 0-2-3. The middle staff (A) has: 2 | 2 | 0 | 3 | 0 | 3-2-3 | 0 | 3-2-3. The bottom staff (B) has: 4 | 4 | 2 | 0 | 0 | 0 | 0 | 0. The diagram shows a single note on the 6th string, 6th fret, followed by a series of chords: a 4th fret barre, a 2nd fret barre, a 0th fret barre, and a 3rd fret barre.

6

A guitar TAB system with three staves (T, A, B) and a diagram below. The top staff (T) has a capo II and fret numbers: 2-2-3-3-5-5-7-7 | 0-0-2-2-3-3-5-5 | 0-0-2-2-3-3 | 6-4-2 | 4-2 | 2-0. The middle staff (A) has: 3-5-7-8 | 2-3-5-7 | 3-3-2-3-5 | 2 | 2 | 6 | 3-3 | 3-3. The bottom staff (B) has: 0 | 3 | 5 | 4 | 4 | 0. The diagram shows a series of chords: a 2nd fret barre, a 3rd fret barre, a 5th fret barre, a 7th fret barre, a 0th fret barre, a 2nd fret barre, a 3rd fret barre, a 5th fret barre, a 6th fret barre, a 4th fret barre, and a 2nd fret barre.

12

A guitar TAB system with three staves (T, A, B) and a diagram below. The top staff (T) has fret numbers: 0 | 3-2 | 3-2-0-2. The middle staff (A) has: 2 | 0 | 2. The bottom staff (B) has: 0 | 2. The diagram shows a single note on the 3rd string, 3rd fret, followed by a series of chords: a 2nd fret barre, a 3rd fret barre, a 2nd fret barre, and a 0th fret barre.

14

A guitar TAB system with three staves (T, A, B) and a diagram below. The top staff (T) has fret numbers: 2-2-2 | 2-2-2 | 2-2-2 | 2-2-2 | 2-2-2 | 2-2-2 | 2-2-2 | 2-2-2 | 2-2-2 | 2-2-2 | 2. The middle staff (A) has: 0 | 0 | 0 | 0 | 0 | 0 | 1 | 1 | 1 | 1 | 0. The bottom staff (B) has: 2 | 2 | 2 | 2 | 2 | 2 | 2 | 2 | 2 | 2 | 2. The diagram shows a series of chords: a 2nd fret barre, a 2nd fret barre, a 2nd fret barre, a 2nd fret barre, a 2nd fret barre, a 2nd fret barre, a 2nd fret barre, a 2nd fret barre, a 2nd fret barre, a 2nd fret barre, and a 2nd fret barre.

16

A guitar TAB system with three staves (T, A, B) and a diagram below. The top staff (T) has fret numbers: 0 | 0. The middle staff (A) has: 0 | 0. The bottom staff (B) has: 0 | 4 | 1 | 2 | 2. The diagram shows a series of chords: a 0th fret barre, a 4th fret barre, a 1st fret barre, a 2nd fret barre, and a 2nd fret barre.

# XCIX

Kristi himmelfartsdag 2017

8

H12 H7 H5 H3

5

Harm12

8

Harm5 H3

# XCIX

Kristi himmelfartsdag 2017

H12... H7.....H5... H3

|   |   |   |   |   |   |   |   |    |    |    |    |    |   |   |   |
|---|---|---|---|---|---|---|---|----|----|----|----|----|---|---|---|
| 0 | 0 | 0 | 0 | 0 | 0 | 0 | 0 | 12 | 12 | 10 | 10 | 10 | 9 | 9 | 7 |
| 2 | 5 |   |   | 7 | 1 | 1 | 1 | 2  | 2  | 10 | 10 | 8  | 7 |   |   |
| 3 | 6 |   |   | 8 |   |   |   | 3  | 11 |    | 11 | 9  | 8 |   |   |
| 2 | 5 |   |   | 7 |   |   |   | 2  | 10 |    | 10 | 8  | 7 |   |   |
| 0 | 0 |   |   |   |   |   |   | 0  | 0  |    | 0  | 0  |   |   |   |

6

Harm12..... Harm5..... H3

|   |   |   |   |   |   |   |   |   |   |   |   |   |   |   |   |   |   |   |   |   |
|---|---|---|---|---|---|---|---|---|---|---|---|---|---|---|---|---|---|---|---|---|
| 7 | 5 | 5 | 3 | 3 | 2 | 2 | 0 | 2 | 3 | 3 | 3 | 2 | 2 | 0 | 0 | 0 | 0 | 0 | 2 | 2 |
| 5 | 3 | 2 |   |   |   | 0 |   |   |   |   |   |   | 0 | 0 | 0 | 0 | 0 | 0 |   |   |
| 6 | 4 | 3 |   |   |   | 1 |   |   |   |   |   |   | 0 | 0 | 0 | 0 | 0 | 0 |   |   |
| 5 | 3 | 2 |   |   |   | 2 |   |   |   |   |   |   | 0 | 0 | 0 | 0 | 0 | 0 |   |   |
| 0 | 0 | 0 |   |   |   |   |   |   |   |   |   |   | 2 | 1 |   |   | 2 | 1 |   |   |

10

|   |   |    |    |    |
|---|---|----|----|----|
| 2 | 2 | 10 | 12 | 14 |
| 3 |   | 11 |    | 0  |
| 3 |   | 11 |    | 0  |
| 0 |   | 0  |    |    |

# C

27.05.2017

Musical staff 1: Treble clef, key signature of two sharps (F# and C#), 8/8 time signature. The staff contains a sequence of chords and eighth-note patterns. The first measure features a chord with F# and C# in the treble and F# and C# in the bass. Subsequent measures show eighth-note runs in the treble and bass, with some chords in between.

Musical staff 2: Treble clef, key signature of two sharps, 8/8 time signature. The staff begins with a measure marked '5'. It features a complex eighth-note pattern in the treble, followed by chords and eighth-note runs in the bass.

Musical staff 3: Treble clef, key signature of two sharps, 8/8 time signature. The staff begins with a measure marked '10'. It contains eighth-note runs in the treble and bass, with some chords interspersed.

Musical staff 4: Treble clef, key signature of two sharps, 8/8 time signature. The staff begins with a measure marked '15'. Above the staff, three chord diagrams are shown: H12, H7, and H5. The H12 diagram shows a barre at the 12th fret with notes on strings 1, 2, 3, and 4. The H7 diagram shows a barre at the 7th fret with notes on strings 1, 2, 3, and 4. The H5 diagram shows a barre at the 5th fret with notes on strings 1, 2, 3, and 4. The staff contains eighth-note runs and chords.

Musical staff 5: Treble clef, key signature of two sharps, 8/8 time signature. The staff begins with a measure marked '19'. It features eighth-note runs in the treble and bass, ending with a double bar line.

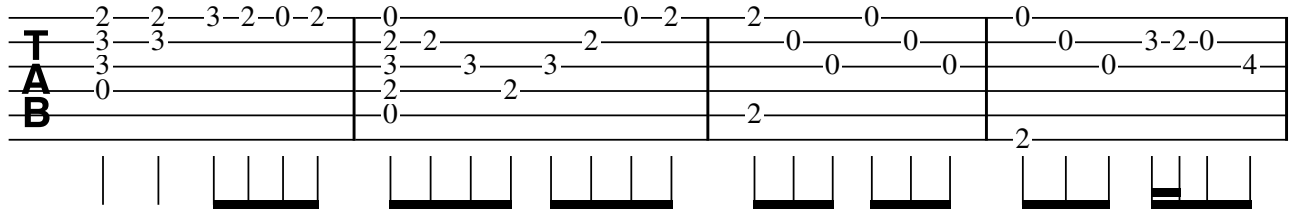
# C

27.05.2017

2-2-3-2-0-2 | 0 0-2 2 0 0 | 0 0 3-2-0

TAB 3 3 3 3 2 3 2 0 0 0 0 3-2-0

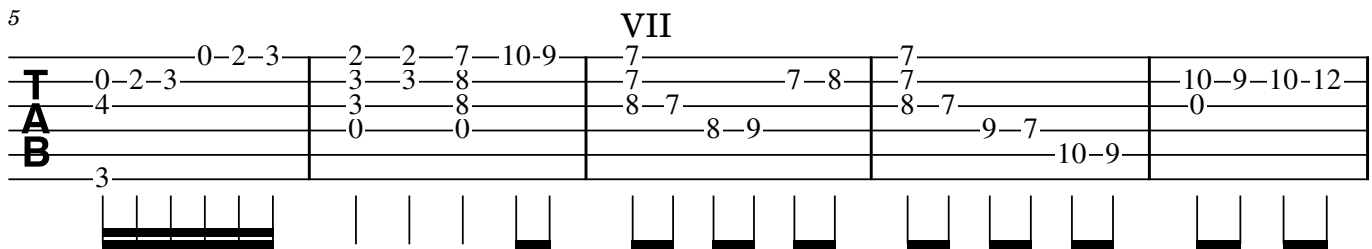
0 2 0 2 0 2



5 VII 0-2-3 2-2-7-10-9 7 7 7-8 7 10-9-10-12

TAB 4 3 3 8 8 7 7 8-7 8-7 9-7 0

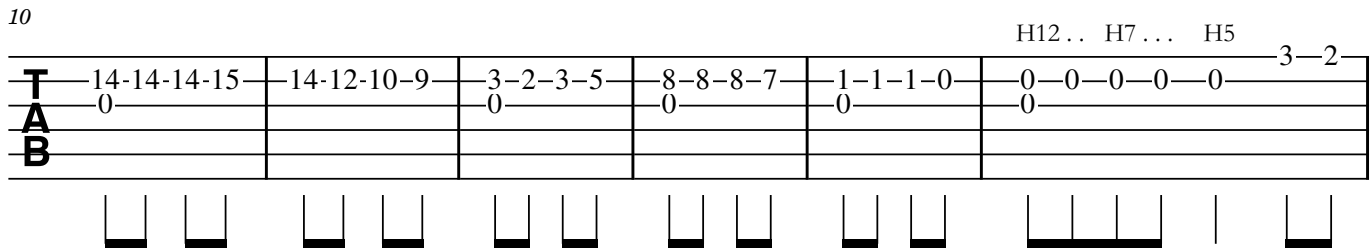
3 0 0 8-9 8-7 10-9



10 H12.. H7... H5 3-2

TAB 14-14-14-15 14-12-10-9 3-2-3-5 8-8-8-7 1-1-1-0 0-0-0-0-0

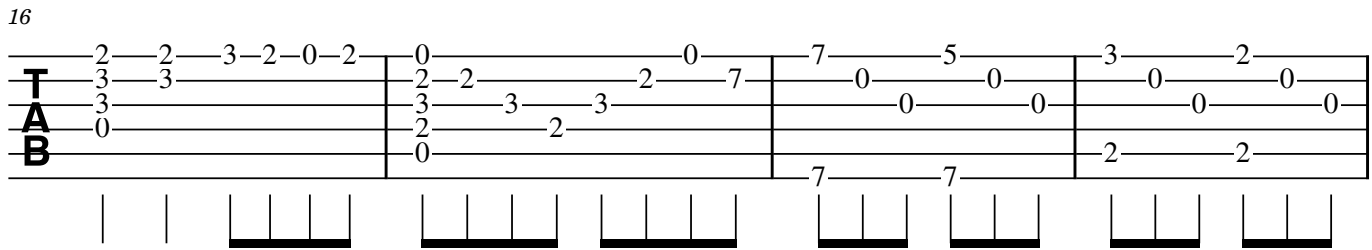
0 0 0 0 0 0



16 2-2-3-2-0-2 | 0 2 0 7 7 5 0 0 3 2 0 0

TAB 3 3 3 3 2 3 2 0 0 0 0 0 0 0

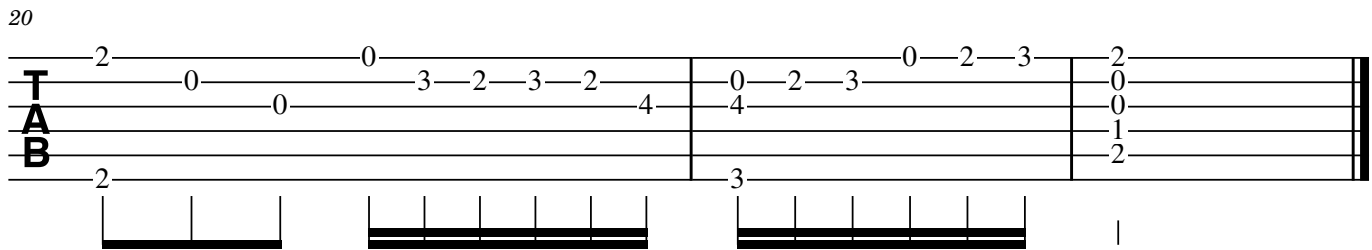
0 2 0 2 0 2 2 2



20 2 0 0 3 2 3 2 4 | 0 2 3 0 2 3 2 0 0 0 0 1 2

TAB 0 0 4 4 4 0 0 0 0 0 0 0 0

2 3 2





# CI

28.05.2017

3=G <sub>8</sub>

Musical notation for measures 1-4. The piece is in G major (one sharp) and 3/8 time. The notation features a treble clef and a key signature of one sharp (F#). The melody consists of eighth and sixteenth notes, with some beamed sixteenth notes. The bass line consists of eighth notes. A '3=G' and a '8' are written below the first measure.

5

Musical notation for measures 5-8. The notation continues with eighth and sixteenth notes. A key signature change to G minor (two sharps, F# and C#) is indicated by a flat sign over the C# in the fifth measure. The bass line continues with eighth notes.

9

Musical notation for measures 9-13. The notation continues with eighth and sixteenth notes. A key signature change to G major (one sharp, F#) is indicated by the absence of a flat sign over the C# in the ninth measure. The bass line continues with eighth notes.

14

Musical notation for measures 14-17. The notation continues with eighth and sixteenth notes. A key signature change to G minor (two sharps, F# and C#) is indicated by a flat sign over the C# in the fourteenth measure. The piece concludes with a double bar line and repeat dots in the final measure.

# CI

28.05.2017

3=G

3-2-3 0-2 3-2-0 0 3-2-3-2 2 0 2-0-2-3 0 2-2-2-0 0 3-2-3 0

0 0 0 0-2 0 0 0 0 0 0 0 0 0 0 0 0

3-2-3 0-2 0 3-2-3 0-2 3 2 2 2 0 3 2 3 0

6

2 5 10 9 12 7 5 3 2 0-2-3-5

3 6 11 10 13 8 6 4 3

2 5 10 9 12 7 5 3 2

0-0-0-0-0 0-0-0-0-0 0-0-0-0-0 0-0-0-0-0 0

11

3-2-3 0-2 0 2-0-2-3 0 2-2-2-5-5-5 7-7-7-10-10-10 9-9-9-10

2 0 2 0 2 3 3 6 8 11 10 7

0 0 0 0 0 0 5 10 7 10 9 7

0 0 0 0 0 0 0 0 0 0 0 0

# CII

28.05.2017

3=G 8

7 Rasg. R R

12

14 R

17 tr R

# CII

28.05.2017

2-0-2-3 | 5-3-2-0 | 3-2-0-0-2 | 2-0-2-3 | 5-5 | 3-2-0-2-3

TAB 0 | 0 | 0 | 0 | 0 | 2

3=G

7

2-0 | 3-2-3 | Rasg. 2 2 2 | R 3 3 3 | R 0 0 0 | 2-0-2-3-5-3-2-0

TAB 0 | 0 | 0 | 0 | 0 | 0

12

2-2-2 | 2-2-2 | 2-2-2 | 2-2-2 | 2-0-2-3-5-3-2-0

TAB 0 | 2 | 3 | 2 | 0

14

2-2-2 | 2-2-2 | 2-2-2 | 2-2-2 | 2-2-2 | 2-2-2 | R 2-0-2-3 | 5-3-2-0

TAB 0 | 2 | 3 | 2 | 2 | 2 | 0 | 0

17

3-2-0 | 0-2 | 2-0-2-3 | 5-3-2-0 | 0 | 3 | R 2-3-2-0

TAB 0 | 0 | 0 | 0 | 0 | 0 | 0

*tr*

# CIII

30.05.2017

Musical staff 1, measures 1-4. Treble clef, key signature of two sharps (F# and C#), 8/8 time signature. The staff contains a melodic line with eighth and sixteenth notes and a bass line with eighth notes.

Musical staff 2, measures 5-8. Treble clef, key signature of two sharps, 8/8 time signature. The staff contains a melodic line with eighth and sixteenth notes and a bass line with eighth notes.

Musical staff 3, measures 9-10. Treble clef, key signature of two sharps, 8/8 time signature. The staff contains a melodic line with eighth and sixteenth notes and a bass line with eighth notes.

Musical staff 4, measures 11-17. Treble clef, key signature of two sharps, 8/8 time signature. The staff contains a melodic line with eighth and sixteenth notes and a bass line with eighth notes. Measures 15 and 16 feature triplets in both the melodic and bass lines.

Musical staff 5, measures 18-20. Treble clef, key signature of two sharps, 8/8 time signature. The staff contains a melodic line with eighth notes and a bass line with eighth notes. Measures 18, 19, and 20 feature triplets in the melodic line.

# CIII

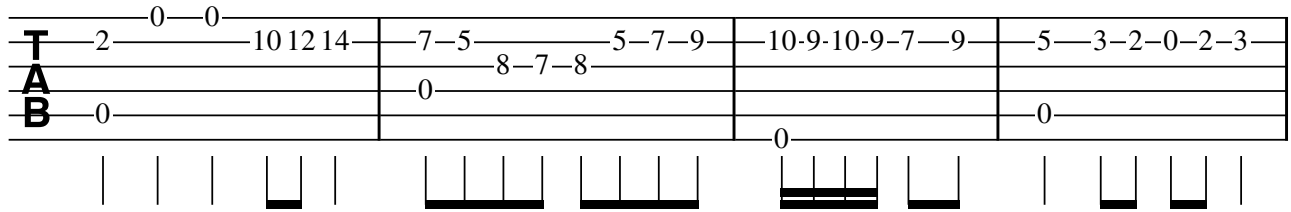
30.05.2017

0-0

T 2-0-0-10 12 14 | 7-5-5-7-9 | 10-9-10-9-7-9 | 5-3-2-0-2-3-

A 0-8-7-8

B 0-0



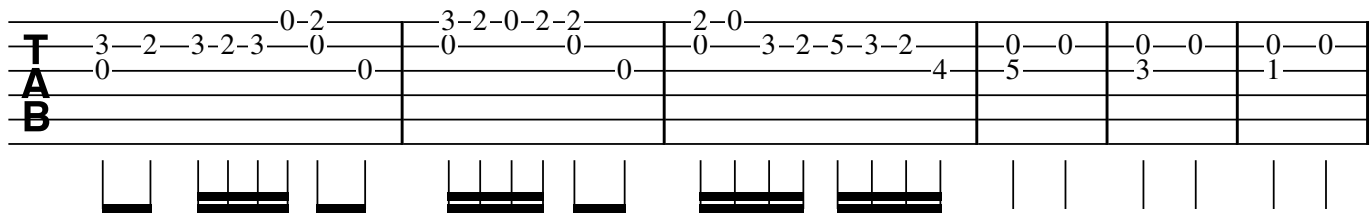
5

0-2 3-2-3-2-3-0 0 | 3-2-0-2-2 0 0 | 2-0 0-3-2-5-3-2 | 0-0 | 0-0 | 0-0

T 3-2-3-2-3-0 0 | 3-2-0-2-2 0 0 | 2-0 0-3-2-5-3-2 | 0-0 | 0-0 | 0-0

A 0-0 0 0 | 0 0 | 4 5 | 3 | 1

B



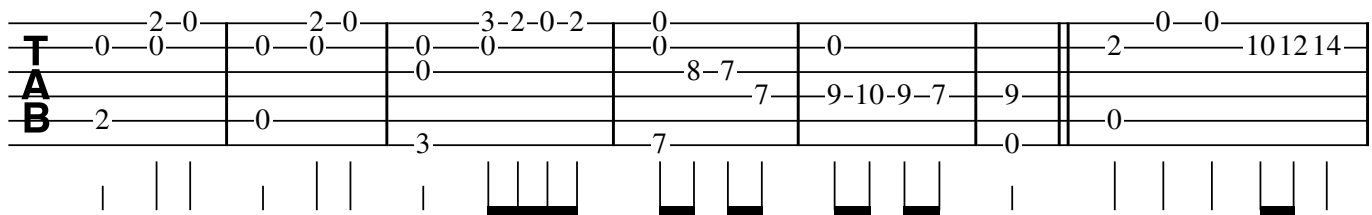
11

2-0 2-0 3-2-0-2 0 0-0 10 12 14

T 0-0 | 0-0 | 0 0 | 0 8-7 | 0 7 | 9-10-9-7 | 9 | 2-0-0 | 10 12 14

A 0-0 | 0-0 | 0 0 | 0 7 | 0 7 | 9-10-9-7 | 9 | 0-0 | 10 12 14

B 2-0 | 0-0 | 3-0 | 7-0 | 7-0 | 9-10-9-7 | 9 | 0-0 | 10 12 14



18

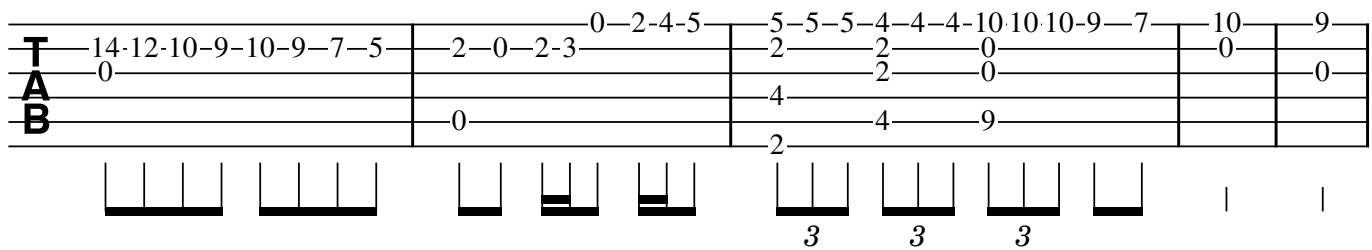
0-2-4-5 5-5-5-4-4-4-10 10 10-9-7 10 9

T 14-12-10-9-10-9-7-5 | 2-0-2-3 | 2-0-2-3 | 2-0-2-3 | 2-0-2-3 | 2-0-2-3 | 2-0-2-3 | 2-0-2-3 | 10 9

A 0-0 | 0-0 | 0-0 | 0-0 | 0-0 | 0-0 | 0-0 | 0-0 | 10 9

B 0-0 | 0-0 | 0-0 | 0-0 | 0-0 | 0-0 | 0-0 | 0-0 | 10 9

3 3 3



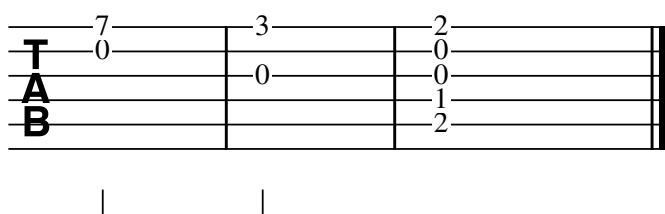
23

7 3 2

T 7-0 | 3-0 | 2-0




A 0-0 | 0-0 | 0-0

B 0-0 | 1-0 | 2-0



# CIV

31.05.2017



# CIV

31.05.2017

10-10-9-7-6 | 7-5-3-0 | 2-0 | 3-2-0 | 0-2-3 | 0-2 | 3-2-0 | 2-0

TAB

Diagrammatic representation of the first six measures of the piece. Each measure is shown with a vertical line and a horizontal bar indicating the fretted notes on the strings.

7

0 | 3-1 | 3-1-0 | 1-0 | 0 | 0-2 | 3-2-3 | 0-2-3

TAB

Diagrammatic representation of measures 7 through 13. Measure 13 is a full bar of chords, indicated by thick horizontal bars across all strings.

14

2-0 | 3-2-3 | 0 | 2-0-2-3-2-0 | 3-2 | 0-2-3 | 0-2-3 | 2 | 10-10-9

TAB

Diagrammatic representation of measures 14 through 18. Measure 18 is a full bar of chords, indicated by thick horizontal bars across all strings.

19

10-9-10-7 | 9-7-6 | 7 | 8-7-7 | 0-2-3 | 0-2-3 | 2

TAB

Diagrammatic representation of measures 19 through 23. Measure 23 is a full bar of chords, indicated by thick horizontal bars across all strings.





# CV

31.05.2017

**TAB**

2 2 3 | 2 2 0 | 2 0 2 3 2 0

3 5 | 3 2 | 3 3 3

0 | 0 | 0

4

Tremolo etter samme mønster

**TAB**

2-2-2 2-2-2 2-2-2 2-2-2 2-2-2 2-2-2 2-2-2 2-2-2 2-2-2 2-2-2

3 3 3 3 3 3

0 3 3 3 3 3

6

**TAB**

3 0 1 | 2 0 0 | 5 0 0 | 3 0 1

3 2 | 2 4 | 5 4 | 3 2

10

**TAB**

2-2-2 2-2-2 2-2-2 2-2-2 2-2-2 2-2-2 2-2-2 2-2-2 2-2-2 2-2-2

0 0 0 0 0 0 0 0

2 1 2 | 2 1 2 | 2 1 2 | 2 1 2

12

**TAB**

2 2 3 | 5 7 9 | 10 7 8 10 | 7 8 0

3 5 | 7 8 10 | 7 8 0

0 | 0 | 0

# CVI

01.06.2017

The musical score for 'CVI' is written in G major (one sharp) and 8/8 time. It consists of seven staves of music. The first staff begins with a treble clef, a key signature of one sharp (F#), and a time signature of 8/8. The first measure is marked with '3=G' and '8'. The word 'Rasg.' is written above the staff at the beginning and again at the start of the second measure. The second staff starts at measure 8 and includes the annotation 'J = J.R' above the first measure and 'R' above the second measure. The third staff starts at measure 12 and includes the annotation 'J. = J.' above the second measure. The fourth staff starts at measure 17. The fifth staff starts at measure 20. The sixth staff starts at measure 21. The seventh staff starts at measure 22. The music features a variety of rhythmic patterns, including eighth and sixteenth notes, and rests. The notation includes stems, beams, and various accidentals (sharps and naturals).

2


23



8

This musical system contains measures 23 through 29. It is written in treble clef with a key signature of one sharp (F#). The music features a complex texture with multiple voices. The upper voice consists of eighth-note patterns, while the lower voice features a steady eighth-note accompaniment. The piece concludes with a double bar line.

30



R

8

This musical system contains measures 30 and 31. It is written in treble clef with a key signature of one sharp (F#). Measure 30 continues the eighth-note accompaniment from the previous system. Measure 31 features a whole note chord with a fermata, marked with an 'R' above the staff. The piece ends with a double bar line.

# CVI

01.06.2017

Rasg. Rasg.

3=G

8  $\text{♩} = \text{♩} \cdot \text{R}$  R III

12 I  $\text{♩} = \text{♩}$

17

20

21

Detailed description: This is a guitar score for a piece titled 'CVI', dated 01.06.2017. The score is written in 6/8 time and consists of 21 measures. It is divided into systems, each containing a TAB system and a rhythmic diagram system. The TAB system consists of six staves (treble and bass clefs). The rhythmic diagram system shows the fretting hand positions for each measure. The score includes various techniques such as triplets (indicated by '3'), rasgueado (indicated by 'Rasg.'), and specific fretting patterns (I, III, 7). The piece starts with a key signature of one flat (3=G). Measure 8 includes a tempo change to a dotted quarter note equal to a quarter note (♩ = ♩ · R). Measure 12 includes a tempo change to a quarter note (♩ = ♩). The score ends with a final chord in measure 21.

2

22

TAB notation for guitar exercise 22. The notation is written on a six-line staff. The top line (treble clef) contains the sequence: 5-5-5—5-5-5—5-5-5—5-5-5—7-7-7—7-7-7—7-7-7—7-7-7—7-7. The second line (A clef) contains: 0—0—0—0—0—0—0—0. The third line (B clef) contains: 0—3. Below the staff, there are eight groups of three horizontal bars, each with a vertical line through the center, representing fretted notes. The first group is under the first measure, the second under the second, and so on, with the eighth group under the eighth measure. The final measure has a vertical line at the end of the staff.

24

TAB notation for guitar exercise 24. The notation is written on a six-line staff. The top line (treble clef) contains: 7—8-10-8-10 | 7-7 | 10-8-7 | 7-7 | 5-7 | 3-5 | 2-3-3-2 | R. The second line (A clef) contains: 8-10-8-10 | 8 | 8-10 | 10-8 | 7-8 | 5-7 | 3-0 | 3. The third line (B clef) contains: 9 | 9 | 9 | 0-0 | 0-0 | 0-0 | 0-0 | 0. Below the staff, there are eight groups of three horizontal bars, each with a vertical line through the center, representing fretted notes. The first group is under the first measure, the second under the second, and so on, with the eighth group under the eighth measure. The final measure has a vertical line at the end of the staff.

# CVII

01.06.2017

Musical staff 1, measures 1-3. Treble clef, key signature of three sharps (F#, C#, G#), 8/8 time signature. The staff contains a melodic line with eighth and quarter notes and a bass line with eighth and quarter notes.

Musical staff 2, measures 4-7. Treble clef, key signature of three sharps, 8/8 time signature. The staff contains a melodic line with eighth and quarter notes and a bass line with eighth and quarter notes.

Musical staff 3, measures 8-10. Treble clef, key signature of three sharps, 8/8 time signature. The staff contains a melodic line with eighth and quarter notes and a bass line with eighth and quarter notes.

Musical staff 4, measures 11-15. Treble clef, key signature of three sharps, 8/8 time signature. The staff contains a melodic line with eighth and quarter notes and a bass line with eighth and quarter notes.

Musical staff 5, measures 16-18. Treble clef, key signature of three sharps, 8/8 time signature. The staff contains a melodic line with eighth and quarter notes and a bass line with eighth and quarter notes.

Musical staff 6, measures 19-21. Treble clef, key signature of three sharps, 8/8 time signature. The staff contains a melodic line with eighth and quarter notes and a bass line with eighth and quarter notes, ending with a double bar line.

# CVII

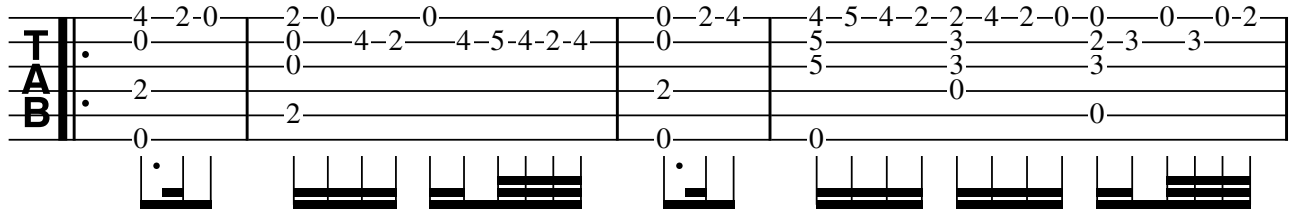
01.06.2017

4-2-0 | 2-0-0 | 0-0-2-4 | 4-5-4-2-2-4-2-0-0 | 0-0-2

TAB  
0 | 0 4-2 | 4-5-4-2-4 | 0 | 5-5-4-2-2-4-2-0-0 | 0-0-2

2 | 0 | 2 | 0 | 3 | 3 | 3

0 | 2 | 0 | 0 | 0



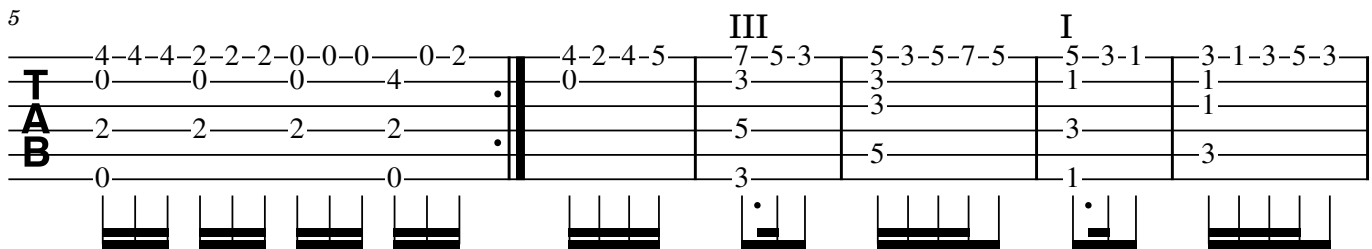
5

4-4-4-2-2-2-0-0-0 | 0-2-4-2-4-5 | III 7-5-3 | 5-3-5-7-5 | I 5-3-1 | 3-1-3-5-3

TAB  
0 | 0 0 0 4 | 0 | 0 | 3 | 3 | 1 | 1

2 | 2 | 2 | 2 | 5 | 3 | 3 | 1

0 | 0 | 3 | 5 | 1 | 3



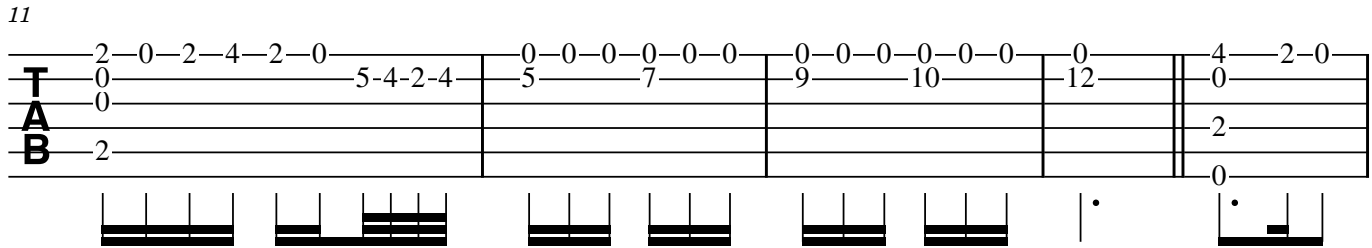
11

2-0-2-4-2-0 | 0-0-0-0-0-0 | 0-0-0-0-0-0 | 0 | 4-2-0

TAB  
0 | 5-4-2-4 | 5 | 7 | 9 | 10 | 12 | 0

0 | 2 | 0

2 | 0



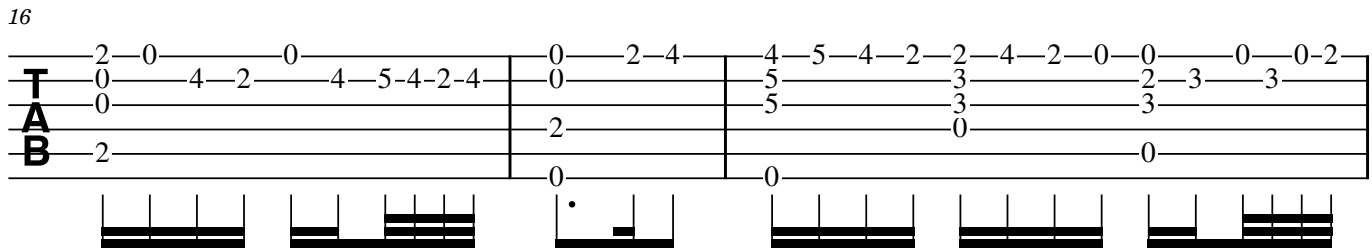
16

2-0-0 | 0-0-2-4 | 4-5-4-2-2-4-2-0-0 | 0-0-2

TAB  
0 | 4-2 | 4-5-4-2-4 | 0 | 5-5-4-2-2-4-2-0-0 | 0-0-2

0 | 2 | 3 | 3 | 3

2 | 0 | 0



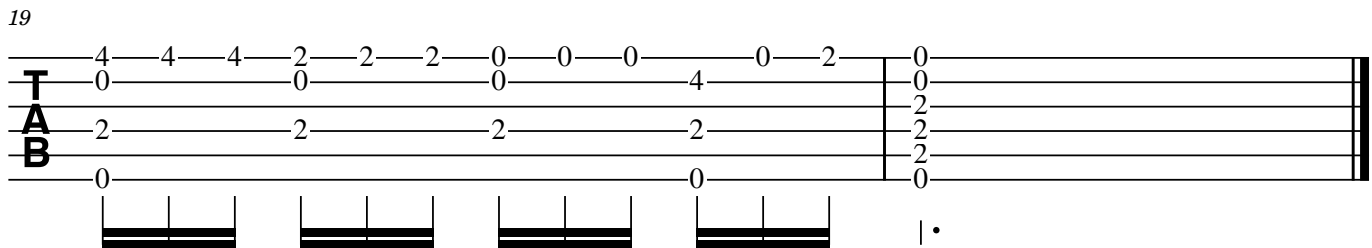
19

4-4-4-2-2-2-0-0-0 | 0-0-0-0-2 | 0

TAB  
0 | 0 0 0 4 | 0 | 0 | 0

2 | 2 | 2 | 2 | 2 | 2

0 | 0 | 0 | 0 | 0





# CVIII

02.06.2017

Musical staff 1, measures 1-5. Treble clef, key signature of one sharp (F#), 8/8 time signature. The melody consists of eighth and sixteenth notes, with a descending line in the final measure.

Musical staff 2, measures 6-10. Treble clef, key signature of one sharp (F#), 8/8 time signature. The melody continues with eighth and sixteenth notes, featuring a trill-like figure in measure 10.

Musical staff 3, measures 11-14. Treble clef, key signature of one sharp (F#), 8/8 time signature. The melody continues with eighth and sixteenth notes, showing a descending line in the final measure.

Musical staff 4, measures 15-19. Treble clef, key signature of one sharp (F#), 8/8 time signature. A trill (*tr*) is marked above the first note of measure 15. The melody continues with eighth and sixteenth notes.

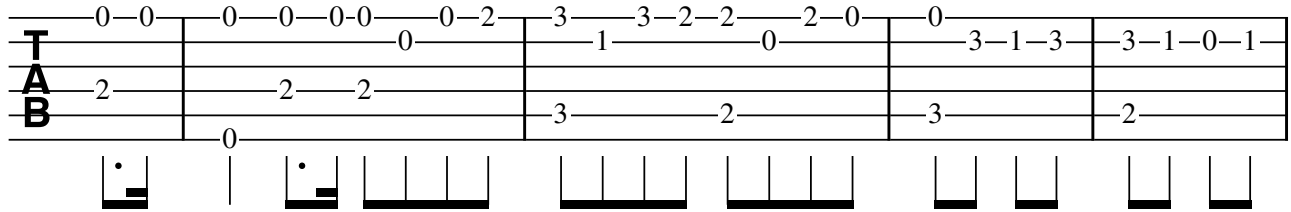
Musical staff 5, measures 20-24. Treble clef, key signature of one sharp (F#), 8/8 time signature. The melody continues with eighth and sixteenth notes, featuring a trill-like figure in measure 20.

Musical staff 6, measures 25-29. Treble clef, key signature of one sharp (F#), 8/8 time signature. The melody continues with eighth and sixteenth notes, ending with a double bar line and repeat sign.

# CVIII

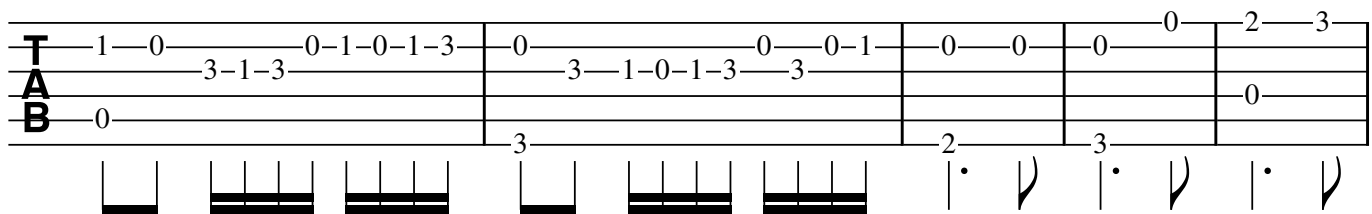
02.06.2017

6



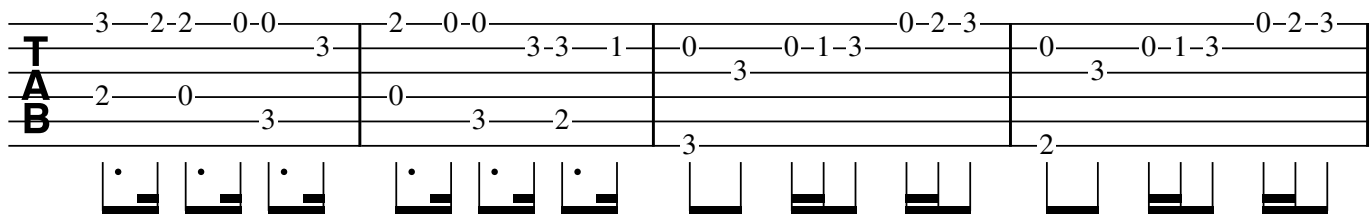
System 1: TAB notation for measures 6-10. The top staff (T) contains fret numbers: 0-0, 0-0-0-0, 0-2, 3-1, 3-2-2, 2-0, 0, 3-1-3, 3-1-0-1. The bottom staff (B) contains fret numbers: 2, 2-2, 3, 2, 3, 2. Below the staves are six chord diagrams.

6



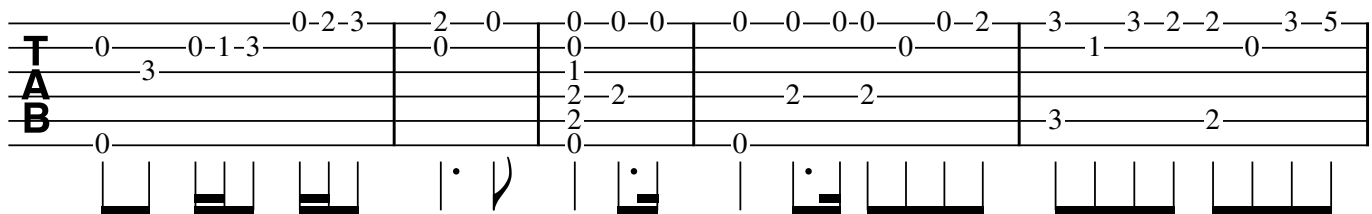
System 2: TAB notation for measures 11-15. The top staff (T) contains fret numbers: 1-0, 3-1-3, 0-1-0-1-3, 0, 3-1-0-1-3, 3, 0-0-1, 0-0, 0, 0-2-3. The bottom staff (B) contains fret numbers: 0, 3, 2, 3, 0. Below the staves are six chord diagrams, including some with stems.

11



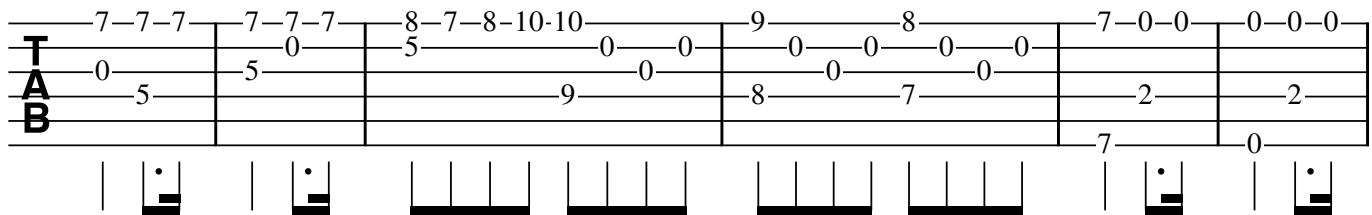
System 3: TAB notation for measures 16-20. The top staff (T) contains fret numbers: 3-2-2, 0-0, 3, 2-0-0, 3-3-1, 0, 3, 0-1-3, 0-2-3, 0, 3, 0-1-3, 0-2-3. The bottom staff (B) contains fret numbers: 2-0, 3, 0, 3, 2, 3, 2. Below the staves are six chord diagrams.

15



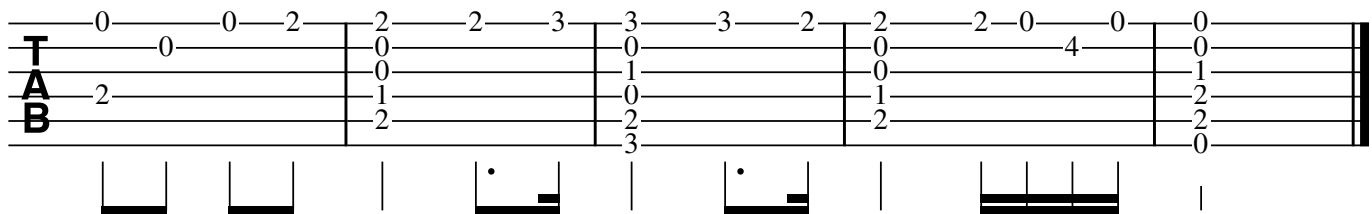
System 4: TAB notation for measures 21-25. The top staff (T) contains fret numbers: 0-2-3, 2-0, 0-0-0, 0-0-0-0, 0-2, 3, 1, 3-2-2, 3-5. The bottom staff (B) contains fret numbers: 3, 0, 1, 2, 2, 0, 3, 2. Below the staves are six chord diagrams.

20



System 5: TAB notation for measures 26-30. The top staff (T) contains fret numbers: 7-7-7, 7-7-7, 8-7-8-10-10, 9, 8, 7-0-0, 0-0-0. The bottom staff (B) contains fret numbers: 0, 5, 5, 9, 0, 8, 7, 0, 2, 2. Below the staves are six chord diagrams.

26



System 6: TAB notation for measures 31-35. The top staff (T) contains fret numbers: 0-0-2, 2-2-3, 3-3-2, 2-2-0, 0, 0. The bottom staff (B) contains fret numbers: 2, 1, 2, 0, 1, 0, 1, 2, 2, 0. Below the staves are six chord diagrams.

# CIX

04.06.2017

Musical staff 1: Treble clef, key signature of three sharps (F#, C#, G#), 8/8 time signature. The staff contains a series of chords and melodic lines, starting with a whole note chord and followed by eighth and sixteenth note patterns.

Musical staff 2: Treble clef, key signature of three sharps, 8/8 time signature. The staff contains a series of eighth and sixteenth notes, with some beamed eighth notes and a final half note.

Musical staff 3: Treble clef, key signature of three sharps, 8/8 time signature. The staff contains a series of eighth and sixteenth notes, with some beamed eighth notes and a final half note.

Musical staff 4: Treble clef, key signature of three sharps, 8/8 time signature. The staff contains a series of eighth and sixteenth notes, with some beamed eighth notes and a final half note.

Musical staff 5: Treble clef, key signature of three sharps, 8/8 time signature. The staff contains a series of eighth and sixteenth notes, with some beamed eighth notes and a final half note.

Musical staff 6: Treble clef, key signature of three sharps, 8/8 time signature. The staff contains a series of eighth and sixteenth notes, with some beamed eighth notes and a final half note.

# CIX

04.06.2017

0-0 2-2 4-2-0 2-0 0 0-2

TAB 0-0 0-0 0 0 0 4-2-4 2-4 5-4-5-7-5-4-2-4 0-2 4

2 0 2 2 2 2

0 2 0 2 2

7

0 7-9-7 7 9-7-9-10-10-9-7-10

TAB 5-7-8 7-5-7-8 10-9-10 10 10-9-10 9-7-9-10-10-9-7-10 0

0 0

10

9-7 9-10-9-10-12 14-14-14 14-14-14 14-14-14 14-14-14

TAB 10 0 0 0 0

0 0 0 0

12

12-12-12 12-12-12 12-12-12 12-12-12 10-10-10 10-10-10 10-10-10 10-10-10 9

TAB 0 0 0 0 0 0 0 0 0

0 0 0 0 0 0 0 0 0

15

2-2 0 8-7 7 7 7 2-4 4-2-0 2-0 0 0

TAB 0-3 0 0 0 0 0 0 0 4-2-4 2-4 0 0 0

0 0 0 0 0 0 0 2 2 2 2

2 2 7 7 5 3 2 0 2 0

# CX

05.06.2017

3=G 8

Musical notation for measures 1-5. The key signature is three sharps (F#, C#, G#). The time signature is 8/8. The notation includes a treble clef, a key signature of three sharps, and a time signature of 8/8. The music features a melodic line with eighth notes and a bass line with eighth notes. There are two wavy hairpins above the notes in measures 1 and 3.

6

Musical notation for measures 6-10. The key signature is three sharps (F#, C#, G#). The time signature is 8/8. The notation includes a treble clef, a key signature of three sharps, and a time signature of 8/8. The music features a melodic line with eighth notes and a bass line with eighth notes. There is one wavy hairpin above the notes in measure 6.

10

Musical notation for measures 11-15. The key signature is three sharps (F#, C#, G#). The time signature is 8/8. The notation includes a treble clef, a key signature of three sharps, and a time signature of 8/8. The music features a melodic line with eighth notes and a bass line with eighth notes.

15

Musical notation for measures 16-18. The key signature is three sharps (F#, C#, G#). The time signature is 8/8. The notation includes a treble clef, a key signature of three sharps, and a time signature of 8/8. The music features a melodic line with eighth notes and a bass line with eighth notes. There is one wavy hairpin above the notes in measure 16.

18

Musical notation for measures 19-22. The key signature is three sharps (F#, C#, G#). The time signature is 8/8. The notation includes a treble clef, a key signature of three sharps, and a time signature of 8/8. The music features a melodic line with eighth notes and a bass line with eighth notes. The piece ends with a double bar line in measure 22.

# CX

05.06.2017

♯

3=G

Detailed description: This system contains four measures of guitar tablature. The first measure has a sharp sign above it. The notes are: 2-0-2-3, 3-2-0-3, 0-0, 0. The second measure has a sharp sign above it. The notes are: 2-0-2-3, 3-2-0-3, 0-0, 0. The third measure has a sharp sign above it. The notes are: 3-2-0-3, 3-2-3-2-0-2, 0-0, 0. The fourth measure has a sharp sign above it. The notes are: 2-0-0, 3-3, 2-0, 0.

6

♯

V

Detailed description: This system contains five measures of guitar tablature. The first measure has a sharp sign above it. The notes are: 3-2-0-2-0, 3-2-3-5, 7-7-5-5, 7-7-7-5, 3-2-3-2-0-2, 3-2-0-0-2. The second measure has a sharp sign above it. The notes are: 0-0-3-0, 5-8-8-5, 8-8-7, 5, 2. The third measure has a sharp sign above it. The notes are: 0-4, 5, 7-5-0, 5, 2. The fourth measure has a sharp sign above it. The notes are: 0-4, 5, 7-5-0, 5, 2. The fifth measure has a sharp sign above it. The notes are: 0-4, 5, 7-5-0, 5, 2.

11

Detailed description: This system contains five measures of guitar tablature. The first measure has a sharp sign above it. The notes are: 2-0-0, 2-2-0, 0, 0. The second measure has a sharp sign above it. The notes are: 5-3-2-3-2-0, 2-0-0, 0-0, 0. The third measure has a sharp sign above it. The notes are: 2-0-0, 3-2-3, 0, 0. The fourth measure has a sharp sign above it. The notes are: 3-2-0-2-3, 3-2-0-0-2, 2. The fifth measure has a sharp sign above it. The notes are: 3-2-0-0-2, 2.

16

♯

Detailed description: This system contains six measures of guitar tablature. The first measure has a sharp sign above it. The notes are: 2-0-2-3, 2-2-2-2-2-2, 2-2-2-2-2-2, 2-2-2-2-2-2, 2-2-2-2-2-2, 2-2-2-2-2-2. The second measure has a sharp sign above it. The notes are: 2-0-2-3, 2-2-2-2-2-2, 2-2-2-2-2-2, 2-2-2-2-2-2, 2-2-2-2-2-2, 2-2-2-2-2-2. The third measure has a sharp sign above it. The notes are: 2-0-2-3, 2-2-2-2-2-2, 2-2-2-2-2-2, 2-2-2-2-2-2, 2-2-2-2-2-2, 2-2-2-2-2-2. The fourth measure has a sharp sign above it. The notes are: 2-0-2-3, 2-2-2-2-2-2, 2-2-2-2-2-2, 2-2-2-2-2-2, 2-2-2-2-2-2, 2-2-2-2-2-2. The fifth measure has a sharp sign above it. The notes are: 2-0-2-3, 2-2-2-2-2-2, 2-2-2-2-2-2, 2-2-2-2-2-2, 2-2-2-2-2-2, 2-2-2-2-2-2. The sixth measure has a sharp sign above it. The notes are: 2-0-2-3, 2-2-2-2-2-2, 2-2-2-2-2-2, 2-2-2-2-2-2, 2-2-2-2-2-2, 2-2-2-2-2-2.

18

Detailed description: This system contains five measures of guitar tablature. The first measure has a sharp sign above it. The notes are: 3-3-3-3-3-3, 3-3-3-3-3-3, 3-3-3-3-3-3, 3-3-3-3-3-3, 2-2-2-2-2-2. The second measure has a sharp sign above it. The notes are: 3-3-3-3-3-3, 3-3-3-3-3-3, 3-3-3-3-3-3, 3-3-3-3-3-3, 2-2-2-2-2-2. The third measure has a sharp sign above it. The notes are: 3-3-3-3-3-3, 3-3-3-3-3-3, 3-3-3-3-3-3, 3-3-3-3-3-3, 2-2-2-2-2-2. The fourth measure has a sharp sign above it. The notes are: 3-3-3-3-3-3, 3-3-3-3-3-3, 3-3-3-3-3-3, 3-3-3-3-3-3, 2-2-2-2-2-2. The fifth measure has a sharp sign above it. The notes are: 3-3-3-3-3-3, 3-3-3-3-3-3, 3-3-3-3-3-3, 3-3-3-3-3-3, 2-2-2-2-2-2.

# CXI

11.06.2017

Musical staff 1: Treble clef, key signature of two sharps (F# and C#), 8/8 time signature. The staff contains a sequence of chords and melodic lines, including a final measure with a fermata.

Musical staff 2: Treble clef, key signature of two sharps (F# and C#), 8/8 time signature. The staff contains a sequence of chords and melodic lines.

Musical staff 3: Treble clef, key signature of two sharps (F# and C#), 8/8 time signature. The staff contains a sequence of chords and melodic lines.

Musical staff 4: Treble clef, key signature of two sharps (F# and C#), 8/8 time signature. The staff contains a sequence of chords and melodic lines, ending with a fermata.

Musical staff 5: Treble clef, key signature of two sharps (F# and C#), 8/8 time signature. The staff contains a sequence of chords and melodic lines, ending with a fermata.

# CXI

11.06.2017

2-2-5 | 5 | 2-0 | 0 | 3-2-3-5 | 7 | 8

TAB

8

5 | 7 | 3 | 5 | 2 | 3-2 | 0 | 0 | 0

TAB

14

0 | 0-0 | 0 | 0-0 | 0 | 1-1 | 1 | 3

TAB

22

5-7-9 | 10-10-10 | 9-9-9 | 2-2-5 | 5 | 2-0 | 0

TAB

30

2

TAB



# CXII

08.06.2017

8

Harm12

3

3

3

7

Harm12

H12

8

11

8

13

8

15

8

20

8

CXII  
08.06.2017

Harm12..... Harm12

10-10-9 | 9-9 | 0-3 | 1-1-0 | 0-2-3 | 0-2-3 | 2-2-3 | 3

0 | 0 | 0 | 0 | 0 | 0 | 0 | 0

9 | 8 | 1 | 2 | 0-1-3 | 0 | 0 | 0-1-0

9 | 9 | 2 | 2 | 2 | 2 | 2 | 2

3 3 3

8 H12

2 | 0 | 3 | 0 | 2-3-2-0 | 3-2-3 | 0 | 2-3-2 | 0-2-3 | 0-2-0-2-0 | 0

0 | 0 | 0 | 0 | 0 | 0 | 0 | 0 | 0 | 0 | 3 | 0

1 | 0 | 0 | 0 | 0 | 0 | 0 | 0 | 0 | 0 | 0 | 0

2 | 2 | 2 | 2 | 2 | 2 | 2 | 2 | 2 | 2 | 2 | 2

2 | 3

11

2-2-2 | 2-2-2 | 2-2-2 | 2-2-2 | 2-2-2 | 2-2-2 | 2-2-2 | 2-2-2

0 | 0 | 0 | 0 | 0 | 0 | 0 | 0

2 | 3

13

3-3-3 | 3-3-3 | 5-5-5 | 5-5-5 | 7-7-7 | 7-7-7 | 9-9-9 | 9-9-9 | 10-10-9

0 | 0 | 0 | 0 | 0 | 0 | 0 | 0 | 0

4 | 8 | 9

16

9-9 | 7 | 7 | 7 | 2-0 | 0 | 2

0 | 11 | 0 | 0 | 0 | 0 | 3-2-3 | 2 | 0 | 0 | 0

0 | 0 | 0 | 0 | 0 | 0 | 4 | 0 | 0 | 0 | 1

8 | 7 | 5 | 3 | 2 | 3-2-3-5 | 2

9 | 9 | 9 | 9 | 9 | 9 | 9 | 9 | 9 | 9 | 9

# CXIII

09.06.2017

Musical staff 1: Treble clef, key signature of one sharp (F#), 8/8 time signature. The staff contains a sequence of notes and rests, including a dotted quarter note, an eighth note, and a half note.

Musical staff 2: Treble clef, key signature of one sharp (F#), 8/8 time signature. The staff contains a sequence of notes and rests, including a dotted quarter note, an eighth note, and a half note.

Musical staff 3: Treble clef, key signature of one sharp (F#), 8/8 time signature. The staff contains a sequence of notes and rests, including a dotted quarter note, an eighth note, and a half note. A measure at the end of the staff is marked with a fermata and the label "H12".

Musical staff 4: Treble clef, key signature of one sharp (F#), 8/8 time signature. The staff contains a sequence of notes and rests, including a dotted quarter note, an eighth note, and a half note.

Musical staff 5: Treble clef, key signature of one sharp (F#), 8/8 time signature. The staff contains a sequence of notes and rests, including a dotted quarter note, an eighth note, and a half note.

Musical staff 6: Treble clef, key signature of one sharp (F#), 8/8 time signature. The staff contains a sequence of notes and rests, including a dotted quarter note, an eighth note, and a half note. The staff ends with a double bar line.

# CXIII

09.06.2017

0 0 5 4 2 4 0 0 2 0

T 2 2 0 0 5 0 3 3 2 3 2 3 2 3 0

A 0 0 5 5

B 0 2

• | | • | | | | | | | | | |

4

2 0 2 3 2 0 3 2 0 0 2 3 0 2 3 5 0 2 3 5 7

T 3 2 0 0 2 3 2 3 3 0 2 3 5 3 0 2 3 5 7

A 4 4 3 3

B 2 3 0 2

| | | | | | | | | | | | | | | |

8

7 6 7 6 4 6 2 0 0 H12

T 0 3 2 3 3 2 0 0 0 2 2 5 10 9 7 9

A 0 0 4 5 7 8 10 12 10

B 2 0 0

| | | | | | | | | | | | | | | |

13

3 2 0 3 2 0 2 3 2 0 3 2 0 2 2 2 5 2 0 0 0 0 0 3 0

T 3 3 3 3 3 3 1 1 3 1 3

A 3 3 3 3 3 3 1 1 2 3

B 2 0 2 0 0 0 3

| | | | | | | | | | | | | | | |

17

III

5 5 7 7 5 3 5 3 7 5 3 5 3 5 7 5 3 0 2 3 3 3

T 7 3 3 7 3 3 3 3 0 3 0

A 6 5 5 5 5 5 5 5 0 1 1

B 0 3 5 3 5 5 5 5 3 3 2 3

| | | | | | | | | | | | | | | |

# CXIV

09.06.2017

Musical staff 1: Treble clef, key signature of two sharps (F# and C#), 8/8 time signature. The staff contains a melodic line with dotted rhythms and eighth notes, starting on a whole note and moving through several measures.

Musical staff 2: Treble clef, key signature of two sharps, 8/8 time signature. The staff continues the melodic line from the previous staff, featuring eighth notes and dotted rhythms.

Musical staff 3: Treble clef, key signature of two sharps, 8/8 time signature. The staff continues the melodic line, with some notes beamed together and a change in rhythm.

Musical staff 4: Treble clef, key signature of two sharps, 8/8 time signature. The staff continues the melodic line, featuring a mix of eighth and quarter notes.


Musical staff 5: Treble clef, key signature of two sharps, 8/8 time signature. The staff continues the melodic line, with a series of eighth notes and some beaming.

Musical staff 6: Treble clef, key signature of two sharps, 8/8 time signature. The staff continues the melodic line, featuring a series of eighth notes and some beaming.

Musical staff 7: Treble clef, key signature of two sharps, 8/8 time signature. The staff continues the melodic line, featuring a series of eighth notes and some beaming.

2

22



# CXIV

09.06.2017

7-10-9 | 7-10-9 | 10-9-10 | 7-9-7 | 10-9 | 10-9-10 | 7-9-7 | 10-9-10 | 10-10-9 | 10-9-7 | 9

T  
A  
B

• | | | | | | | | | | | | | | | | |

6 VII V 0-2-0-2-4 II 4-2-4-5-4 V 9-7-5

9-7 | 7-5 | 5-3-2 | 3-2-3 | 5-4-2 | 4-2-4-5-4 | 9-7-5 |

10 | 8 | | | 2 | 2 | 5 |

7 | 5 | 4 | 2 | 4 | 4 | 7 |

2 | 2 | 2 | 4 | 5 | 5 |

T  
A  
B

• | | | | | | | | | | | | | | | | |

13 7-5-7-9-7-5 | 7-9 | 10-9-10 | 7-9-10 | 10-9-7 | 9-7-6 |

5 | 5 | 0 | 0 | 0 | 0 |

7 | 7 | 9 | 9 | 9 | 9 |

T  
A  
B

| | | | | | | | | | | | | | | | |

17 7-7-7 | 7-7-7 | 0-7-7-7 | 7-7-7 | 0-7-7-7 | 7-7-7 | 0-7-7-7 | 7-7-7 |

0 | 0 | 0 | 0 | 0 | 0 |

7 |

T  
A  
B

| | | | | | | | | | | | | | | | |

18 7-7-7 | 7-7-7 | 0-7-7-7 | 7-7-7 | 0-7-7-7 | 7-7-7 | 0-7-7-7 | 7-7-7 |

0 | 0 | 0 | 0 | 0 | 0 |

5 |

T  
A  
B

| | | | | | | | | | | | | | | | |

19 7-7-7 | 7-7-7 | 7-7-7 | 7-7-7 | 7-7-7 | 7-7-7 | 2-2-2 | 0 | 0-3-2 | 0 |

0 | 0 | 0 | 0 | 0 | 0 | 0-0-0 | 0 | 0-0-0 | 0 |

3 | 2 | 2 | 2 |

T  
A  
B

| | | | | | | | | | | | | | | | |

# CXV

10.06.2017

8

6=D

10

19

27

34



# CXV

10.06.2017

5 5-3-2 3-2-0 2-0 3 3 3-2-0 3-2 3 0 2-3-2 0-0

**T**  
**A**  
**B**

6=D

9

2-3-2 0 2-3-2 3-2-0 2-0 2-0 3 2-0 3-2-3 0 2-2-2 3-3-3

**T**  
**A**  
**B**

17

0-0-0 2-2-2 2-0 3-2-3 0 0 0 7-8-7 5-3-2 3-2-0

**T**  
**A**  
**B**

25

2-0 2-0 3-2-3 3-2-0 0-2 2-2-2 5-5-5 10-10-9 5-3-2 3-2-0

**T**  
**A**  
**B**





33

2-0 3 3-2-3 0-2-3 2-2 7-7 9-10-9 10

**T**  
**A**  
**B**

# CXVI

16.06.2017





# CXVII

17.06.2017


6=D  
3=G



6




11



15



21



# CXVII

17.06.2017

6=D  
3=G

2-2-3-2 | 7-7-9-7 | 10-8-7-8-10 | 7-10-8-10 | 7-9-7-10-8-7-0

TAB

6

3-2-3-0-2-3 | 2-0-2-3-0-2 | 3-2-0-3-2-3 | 3-2-0-2-3-0 | 7-5-8-7-8-0

TAB

11

5-8-7-0-2-3 | 3-2-0-3-2-3-3-2-0-2 | 2-2-5-3-2-0 | 3-2-3-3-2-0-2

TAB



15

2-0-2-3 | 3-2-3-5 | 5-5-7-7-8 | 9-10-7-9 | 10-8-7-0-3-2 | 3-2-3-2-3 | 2-3-2-0-0-0-0

TAB

# CXVIII

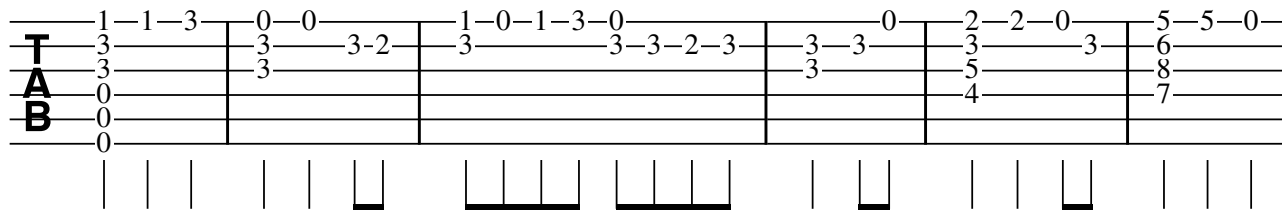
18.06.2017



# CXVIII

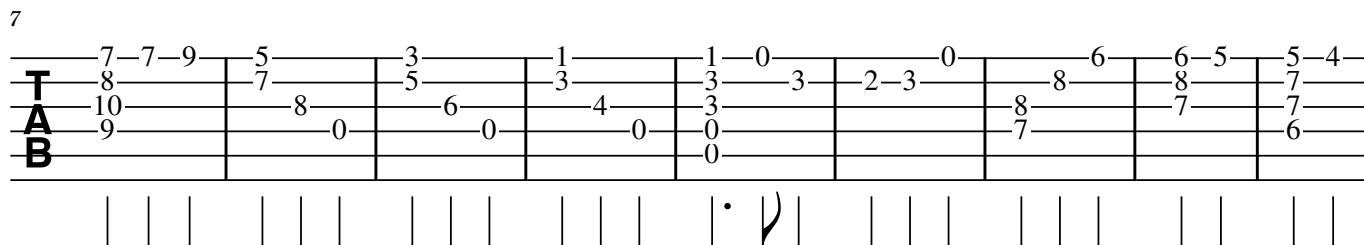
18.06.2017

7



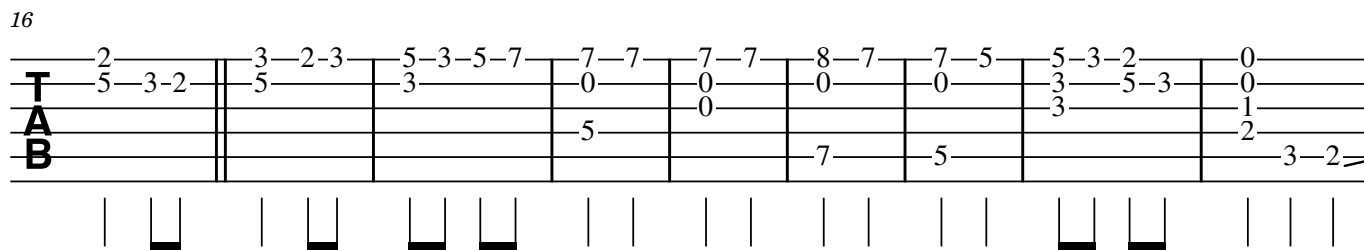
System 1: 6-line staff with TAB label. Fingering: 1-1-3 | 0-0 | 1-0-1-3-0 | 0 | 2-2-0 | 5-5-0. Rhythmic notation below staff.

7



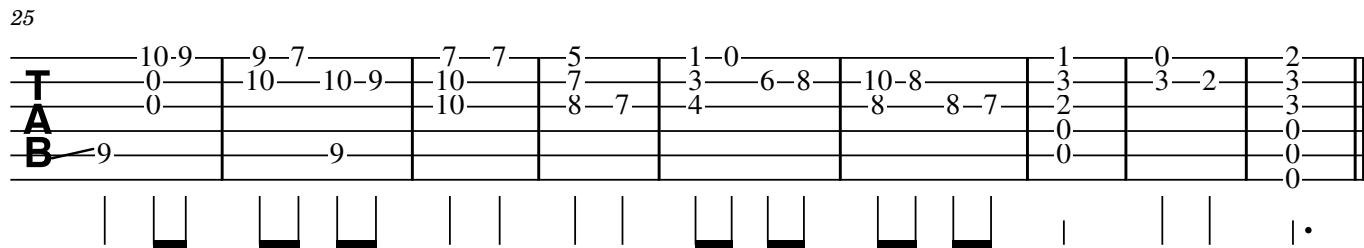
System 2: 6-line staff with TAB label. Fingering: 7-7-9 | 5 | 3 | 1 | 1-0 | 3 | 2-3 | 0 | 6 | 6-5 | 5-4. Rhythmic notation below staff.

16



System 3: 6-line staff with TAB label. Fingering: 2 | 3-2-3 | 5-3-5-7 | 7-7 | 7-7 | 8-7 | 7-5 | 5-3-2 | 0. Rhythmic notation below staff.

25



System 4: 6-line staff with TAB label. Fingering: 10-9 | 9-7 | 7-7 | 5 | 1-0 | 1 | 0 | 2. Rhythmic notation below staff.

# CXIX

Midtsommer 2017

Musical staff 1, measures 1-6. Treble clef, key signature of two sharps (F# and C#), 8/8 time signature. The staff contains a complex melodic line with various rhythmic values and rests, and a bass line with chords and single notes.

Musical staff 2, measures 7-11. Treble clef, key signature of two sharps, 8/8 time signature. Continuation of the melodic and bass lines from the previous staff.

Musical staff 3, measures 12-17. Treble clef, key signature of two sharps, 8/8 time signature. Continuation of the melodic and bass lines, featuring some rests and dynamic markings.

Musical staff 4, measures 18-20. Treble clef, key signature of two sharps, 8/8 time signature. Continuation of the melodic and bass lines.

Musical staff 5, measures 21-22. Treble clef, key signature of two sharps, 8/8 time signature. Continuation of the melodic and bass lines.

Musical staff 6, measures 23-26. Treble clef, key signature of two sharps, 8/8 time signature. Continuation of the melodic and bass lines.

Musical staff 7, measures 27-32. Treble clef, key signature of two sharps, 8/8 time signature. Continuation of the melodic and bass lines, ending with a final cadence.



2

33

Musical notation for a two-staff system. The top staff is in treble clef with a key signature of two sharps (F# and C#). It contains a melodic line starting with a quarter note G4, followed by a quarter note A4, a quarter note B4, and a quarter note A4. A slur covers the first three notes. The bottom staff is in bass clef with a key signature of two sharps. It contains a bass line starting with a quarter note G3, followed by a quarter note F#3, and a quarter note E3. A slur covers the first two notes. The system ends with a double bar line.

# CXIX

Midtsommer 2017

3-3 2-0 0 0 2-0 3

0-4 3-3-2-3 3-2-3 3-3-2 2-0-2-3

1-0 0 3

3-2 2-3 2 0

7

0-2-3-2 2-2-2-0-0 3-2-0 2 VII V IV III

0-2-3 0-0-3 0 0 7-5 7-5 4-3

3 0 0 3 0 0 8-6 8-6 6-4

1 2 0 0 9-7 9-7 6-5

3 3 7 5 4 3

13

2 2 2-0 II 2 2 7-5 5

2 0 0 3 2 0 0 8-7-8 8-7-5

4 0 0 4 4 0 0 5

4 2 2-0 3 4 4 2

2 2 3 2

19

0-2-3-2-0 2-4 4 4 2-0 0-2-0

3 0 0 4-2 5 4 2 3 3

5 5 4 2

22

0-2-2-0 0-0-0-4 0-0-0-0 0-0-0-2-3

2 3-2 2-2-2-2 2-2-1-1 2-2-3

3 0 3 3 2 3 2

26

0-2 0 2-0 II 2-4 5-4-2 4-2

2-3 0-2-3 0-2-3-2 0-0 0-3-2 5 2 2 5

0 0 0 4 4 4 5 2 4 2

0 3 4 4 4 4 4 4 4

2

33



**T**  
**A**  
**B**

|       |   |
|-------|---|
| 5—4—2 | 2 |
| 2     | 2 |
|       | 4 |
| 4     |   |

┌───┬───┐ |•

# CXX

25.06.2017



# CXX

25.06.2017

7

Measure 7: TAB notation on a six-string guitar. The top line (treble clef) contains the sequence: 0 | 2-2-3 | 2-0-3-2 | 0-0-2-3 | 0-2-4 | 0-2 | 0 | 0-2-3 | 2-0-2. The middle line (bass clef) contains: 0 | 0 | 0 | 0 | 4 | 0. The bottom line (bass clef) contains: 0 | 0 | 0 | 0 | 0 | 0. Vertical bar lines separate the measures. Fingering numbers (0-4) are placed above the notes. A vertical line is present at the end of the measure.

7

Measure 7: TAB notation on a six-string guitar. The top line (treble clef) contains: 5-3-2 | 3-2-0 | 2-0-3-2-0 | 0 | 3-2-0 | 3 | 3-2 | 3-2 | 2-0-3-2-0 | 4. The middle line (bass clef) contains: 0 | 0 | 2 | 2 | 2 | 2 | 2 | 2 | 4. The bottom line (bass clef) contains: 2 | 2 | 2 | 2 | 2 | 2 | 2 | 2 | 4. Vertical bar lines separate the measures. Fingering numbers (0-5) are placed above the notes. A vertical line is present at the end of the measure.

13




Measure 13: TAB notation on a six-string guitar. The top line (treble clef) contains: 0-2-3 | 0-2-3-5 | 2-3-2-0-0 | 2-2-2-5-2-0-5-2-0 | 0-2-3-5. The middle line (bass clef) contains: 4-3 | 3 | 3 | 3 | 3 | 3 | 3 | 3 | 3. The bottom line (bass clef) contains: 0 | 0 | 0 | 0 | 0 | 0 | 0 | 0 | 0. Vertical bar lines separate the measures. Fingering numbers (0-5) are placed above the notes. A vertical line is present at the end of the measure.

18

Measure 18: TAB notation on a six-string guitar. The top line (treble clef) contains: 0-2-3 | 0-2 | 0 | 2-0 | 2. The middle line (bass clef) contains: 3-2-3 | 0-2-3 | 0 | 0-2-0-0 | 0-0-0 | 0-0-0 | 2-0 | 2. The bottom line (bass clef) contains: 2 | 0 | 3 | 2 | 3 | 2 | 2. Vertical bar lines separate the measures. Fingering numbers (0-4) are placed above the notes. A double bar line is present at the end of the measure.

# CXXI

26.06.2017



# CXXI

26.06.2017

2-3-2-0 0-2 3-2-0 0-2-3 3-2-0 0-2-3 0-2 7-5 5-7

TAB

Diagrammatic representation of the first four measures of the piece. The first measure contains notes 2, 3, 2, 0 on the top line and 0, 3 on the second line. The second measure contains notes 3, 2, 0, 0, 2, 3 on the top line and 0, 3 on the second line. The third measure contains notes 3, 2, 0, 0, 2, 3 on the top line and 0, 3 on the second line. The fourth measure contains notes 0, 2, 7, 5 on the top line and 0 on the second line, with a 5-7 interval indicated above the top line.

5

10-10-10-10-9-7 2-2-3 3-2-0 3 3 2 0-2-3 0-2-3

TAB

Diagrammatic representation of measures 5 through 8. Measure 5 contains notes 10, 10, 10, 10, 9, 7 on the top line and 11 on the second line. Measure 6 contains notes 2, 2, 3 on the top line and 0, 0, 2 on the second line. Measure 7 contains notes 3, 3, 2 on the top line and 0, 3 on the second line. Measure 8 contains notes 0, 2, 3 on the top line and 2 on the second line. A double bar line is present between measures 5 and 6.

8

2-2-3 3-2-0 3-2-0 5-3-2-0 3-2-0 0

TAB

Diagrammatic representation of measures 9 and 10. Measure 9 contains notes 2, 2, 3 on the top line and 3 on the second line. Measure 10 contains notes 3, 2, 0 on the top line and 3, 1 on the second line. A double bar line is present between measures 9 and 10.

11

2-3-2-3 0-2-2-3-2-3-5-3 2 3 2 0 0 2 3 2 0 3 0 2 3

TAB

Diagrammatic representation of measures 11 through 14. Measure 11 contains notes 2, 3, 2, 3 on the top line and 0 on the second line. Measure 12 contains notes 0, 2, 2, 3, 2, 3, 5, 3 on the top line and 2 on the second line. Measure 13 contains notes 2, 3, 2, 0 on the top line and 0, 3 on the second line. Measure 14 contains notes 3, 2, 0 on the top line and 0, 3 on the second line. A double bar line is present between measures 11 and 12.

14





3 2 0 3 0 2 3 0 2 2 0 0 2

TAB

Diagrammatic representation of measures 15 and 16. Measure 15 contains notes 3, 2, 0 on the top line and 3 on the second line. Measure 16 contains notes 0, 2, 3 on the top line and 0 on the second line. A double bar line is present at the end of measure 16.

# CXXII

27.06.2017





# CXXII

27.06.2017

8

8-measure guitar tablature. The top staff contains fret numbers: 3-3-3, 2-2-2, 0-0-0, 3-3-3, 2-2-2, 2-2-0, 2-0-2-3-2-0, 3-2. The middle staff contains fret numbers: 3, 0, 0, 3, 1, 0, 0. The bottom staff contains fret numbers: 0, 0, 0, 0, 0, 2. Below the staff are vertical bar lines representing fret positions, with some bars containing multiple lines to indicate chords.

8

5-measure guitar tablature. The top staff contains fret numbers: 2-2-0, 2-0, 0-3-2-0-0-2, 2-2-3, 2-0-0, 0-2-0, 0-2-3-3-2-3, 0. The middle staff contains fret numbers: 0, 0, 3, 0, 0, 3, 0. The bottom staff contains fret numbers: 2, 2, 3. Below the staff are vertical bar lines representing fret positions, with some bars containing multiple lines to indicate chords.

13

5-measure guitar tablature. The top staff contains fret numbers: 5-5-5-4-2-0, 4-4-4-2-0, 2-2-2-0, 0-2, 0-2-3, 2-0-2-3-7-6-4-6, 0. The middle staff contains fret numbers: 0, 0, 0, 3-2, 2-3, 0-2-3, 0. The bottom staff contains fret numbers: 0, 0, 3, 2. Below the staff are vertical bar lines representing fret positions, with some bars containing multiple lines to indicate chords.

18

9-measure guitar tablature. The top staff contains fret numbers: 2-0, 2-0, 2-0, 2-0, 0, 0, 3, 2-3, 0, 3-3, 2. The middle staff contains fret numbers: 0, 0, 0, 0, 0, 0, 1, 1, 0, 0, 3. The bottom staff contains fret numbers: 2, 2, 0, 0, 3, 3, 2, 2, 2, 2, 2, 2, 0. Below the staff are vertical bar lines representing fret positions, with some bars containing multiple lines to indicate chords and some bars containing dots representing rests.

27

3-measure guitar tablature. The top staff contains fret numbers: 0, 2-2-10, 10. The middle staff contains fret numbers: 2, 3, 3, 7, 8. The bottom staff contains fret numbers: 0, 0, 0. Below the staff are vertical bar lines representing fret positions, with some bars containing dots representing rests.

# CXXIII

28.06.2017

Musical staff 1: Treble clef, key signature of two sharps (F# and C#), 8/8 time signature. The staff contains a sequence of chords and eighth notes. It begins with a whole chord, followed by eighth notes with accents. The piece concludes with a final chord.

Musical staff 2: Treble clef, key signature of two sharps, 8/8 time signature. This staff continues the piece with eighth notes and chords, including a triplet of eighth notes near the end.

Musical staff 3: Treble clef, key signature of two sharps, 8/8 time signature. This staff features a series of triplets of eighth notes, with a final triplet of eighth notes ending on a sharp note.

Musical staff 4: Treble clef, key signature of two sharps, 8/8 time signature. This staff contains four triplets of eighth notes, followed by a double bar line and a final chord with an accent.

Musical staff 5: Treble clef, key signature of two sharps, 8/8 time signature. This staff begins with a triplet of eighth notes, followed by eighth notes and a final chord.

# CXXIII

28.06.2017

9

2  
0  
0  
2

2  
0-3-2  
0  
2

3-2-0  
0  
2

2-0  
0-4  
4

0  
0  
2-0  
3-2

3-2-0  
0-4  
2

3-2-0-2  
0-3-5-3  
0

3  
0  
2-0-0  
3

9

2  
0  
0

3  
0-3-0-2  
2-0

3  
2-0  
3 2

2  
3-0-2  
3 0-2

2  
0  
3

0-2-3-2-3-2-0-2

14

2-0-2-0-0  
3  
3-2-0  
8

10-10-10-9-7  
0  
11-10-10-10-9-7  
9

11-11-11-10-10-10-8-8-8-0  
0  
0  
0

8-8-8  
10-8-7-7

3 3 3 3 3 3 3 3

17

7-7-7-7  
8  
0  
0  
7

2  
0  
0  
2

2  
0-3-2  
3-2-0  
2-0

2  
0  
4  
4

0-2-0  
4-4-2  
4

2  
4  
5  
4  
2

2  
4  
5  
4  
2

3

# CXXIV

29.06.2017

Musical notation for measures 1-7. The system starts with a treble clef, a key signature of three sharps (F#, C#, G#), and a common time signature (C). The music features a melodic line in the upper voice and a bass line in the lower voice. The bass line consists of a series of chords, each marked with an '8' below the staff, indicating an octave. The melodic line consists of eighth notes and quarter notes.

Musical notation for measures 8-13. The system starts with a treble clef, a key signature of three sharps (F#, C#, G#), and a common time signature (C). The music features a melodic line in the upper voice and a bass line in the lower voice. The bass line consists of a series of chords, each marked with an '8' below the staff, indicating an octave. The melodic line consists of eighth notes and quarter notes. A fermata is placed over the final note of measure 11.

Musical notation for measures 14-19. The system starts with a treble clef, a key signature of three sharps (F#, C#, G#), and a common time signature (C). The music features a melodic line in the upper voice and a bass line in the lower voice. The bass line consists of a series of chords, each marked with an '8' below the staff, indicating an octave. The melodic line consists of eighth notes and quarter notes. The system ends with a double bar line.

Musical notation for measures 20-25. The system starts with a treble clef, a key signature of three sharps (F#, C#, G#), and a common time signature (C). The music features a melodic line in the upper voice and a bass line in the lower voice. The bass line consists of a series of chords, each marked with an '8' below the staff, indicating an octave. The melodic line consists of eighth notes and quarter notes. A fermata is placed over the final note of measure 23, which is labeled "Harm12".

Musical notation for measures 26-27. The system starts with a treble clef, a key signature of three sharps (F#, C#, G#), and a common time signature (C). The music features a melodic line in the upper voice and a bass line in the lower voice. The bass line consists of a series of chords, each marked with an '8' below the staff, indicating an octave. The melodic line consists of eighth notes and quarter notes. The system ends with a double bar line.

# CXXIV

29.06.2017

**TAB**

7-4-4-0 | 4-2-0-2 | 7-4-4-0 | 4-2 | 0 | 7-4-4-0 | 4-2-0-2

2 | 2 | 2

0 | 0 | 2

8

**TAB**

7-4-4-0 | 4-2-4-2-0-2 | 2-2-2-4 | 5 | 2-2-2-4 | 5-4-5-7 | 7-4-4-0

1 | 4 | 1

2 | 2 | 2 | 0

15

**TAB**

4-2-0-2 | 7-4-4-0 | 4-2-4-2-0-2 | 0 | 3

1 | 2 | 0 | 0

2 | 0 | 0-2 | 3 | 2 | 2 | 3

21

**TAB**

Harm12 . . . . .

2 | 7-4-4-0 | 4-2-0-2 | 0

0 | 0 | 0 | 2 | 0

0 | 1 | 1 | 2 | 0 | 2 | 2 | 2 | 0

# CXXV

05.07.2017

6=D  
8

7  
8

13  
8

18  
8

25  
8

28  
8

31  
8

# CXXV

05.07.2017



2-2 5-7-5 3-2-0 0 0-2-0-2-4 2-2 5-7-8  
3 7 0 4 5-4-5 0-2 4-2-4 3 7  
3 6 5 3 6  
0 2 2 0  
0 0

6=D

8



7-9 10 10-9-7 2-0-2-3-5-3-2-0-2  
8 0 10 10-8-7 7-5 5-3-3-2-0-2 3 3  
8 0 10 10 8-7 3 3  
0 9 0 0 0 0 0

14

2-2 5-7-8 8-7-5-7 3-2-3-2-3-5 2-0 0 0 0  
3 7 0 0 0 9-10 0 1 1 1  
3 6 0 0 0 2 2 2 2  
0 0 0 2 0 0 0

22

0 10-9-7-9 10 9-10-9 10-9-7 7-9 9-7 7  
2-0 3-5 9 0 0 9

27

9-7-9-10-9-7 10-9-10-9-10 7 9-9-9-10-10-10 9-9-9-7-7-7 10-9-10-7  
0 0 0 0 10 9 10 0

30

9-9-9-7-7-7 5-5-5-4-4-4 5-5-5-4-4-4-2-2-2 0 2-0 2  
10 9 7 6 7 5 3 2 3 3 3  
3 3 3 0 0 0  
0 0 0 0 0

# CXXVI

06.07.2017

6=D 8

The first system of music consists of five measures. It begins with a treble clef, a key signature of two sharps (F# and C#), and a common time signature. The melody starts on a whole note G4, followed by a half note A4, and then a quarter note B4. The bass line features a complex texture with many beamed notes and rests. A '6=D' marking is present at the beginning, and an '8' is written below the first measure.

6

The second system of music consists of three measures. It continues the melody from the first system. The melody includes a quarter note C5, a quarter note B4, and a quarter note A4. The bass line continues with complex rhythmic patterns. A '6' is written above the first measure.

9

The third system of music consists of three measures. The melody concludes with a quarter note G4. The bass line ends with a final chord. A '9' is written above the first measure.



# CXXVI

06.07.2017

6=D

TAB notation for measure 6=D. The staff consists of six lines. The top line (treble clef) has notes: 3-3-2 | 2-0-0 | 3-2-0 | 2-0 | 0-0-0. The second line (G-clef) has notes: 4 | 3 | 3-2-3 | 5 | 4 | 2-4 | 5-7-8-7-8. The third, fourth, and fifth lines (C, F, and C-clefs) are empty. The bottom line (bass clef) has notes: 0 | 0 | 0 | 0 | 0 | 0. Vertical bar lines are present at the end of each measure. Below the staff, there are vertical tick marks corresponding to the notes, with some horizontal bars indicating fingerings or specific techniques.

6

TAB notation for measure 6. The staff consists of six lines. The top line (treble clef) has notes: 2-3-2-0 | 0 | 2-3-2-0 | 0-2-3. The second line (G-clef) has notes: 0 | 3-2-3-2-0 | 0 | 3-2-3-2-0 | 0-2-3. The third line (C-clef) has notes: 0 | 4 | 5-4-5-7-8-7-8 | 4 | 5. The fourth line (F-clef) has notes: 1 | 1 | 1 | 1. The fifth line (C-clef) has notes: 2 | 2 | 2 | 2. The bottom line (bass clef) has notes: 2 | 2 | 2 | 2. Vertical bar lines are present at the end of each measure. Below the staff, there are vertical tick marks corresponding to the notes, with some horizontal bars indicating fingerings or specific techniques.

10

TAB notation for measure 10. The staff consists of six lines. The top line (treble clef) has notes: 0-2-3 | 0-0 | 0 | 7. The second line (G-clef) has notes: 5 | 0-0 | 0 | 0. The third line (C-clef) has notes: 2-4-5-7 | 8-9-8 | 9. The fourth line (F-clef) has notes: 2-4-5-7 | 8-9-8 | 9. The fifth line (C-clef) has notes: 2-4-5-7 | 8-9-8 | 9. The bottom line (bass clef) has notes: 2-4-5-7 | 8-9-8 | 9. Vertical bar lines are present at the end of each measure. Below the staff, there are vertical tick marks corresponding to the notes, with some horizontal bars indicating fingerings or specific techniques.

# CXXVII

08.07.2017

6=D 8

7 8

12 8

15 8

20 8

24 8

3 3 3 3 3 3

3 3

# CXXVII

08.07.2017

TAB

1-1-0 | 3-3-2 | 3-2-3 | 0-2-0-2-3 | 3-2-0-2-0 | 1-1-0 | 3-3-2

3 | 1 | 0 | 1-0 | 3 | 1

0 | 0 | 0 | 0 | 0 | 0

6=D

Diagram showing fret positions for measures 1-6 on a guitar neck with 6=D tuning.

7

TAB

2-0 | 0-2-0 | 2-0-2-3-5-3-2-0 | 2-3-2-0 | 3-1 | 0 | 0-2-3 | 0 | 0 | 0 | 0-2-0 | 3-2

2 | 0 | 0 | 0 | 0 | 1 | 2

2 | 5-2 | 4 | 0 | 0 | 0 | 0 | 0 | 0 | 0 | 0

Diagram showing fret positions for measures 7-11 on a guitar neck.

12

TAB

0-2-0-2-3-2-0 | 3-2 | 3-2-3 | 0-2-0-2-3-2-0 | 3-2 | 2-0-2-3-5-3-2-0

0 | 1 | 0 | 0 | 0

0 | 0 | 0 | 0 | 0 | 0

Diagram showing fret positions for measures 12-14 on a guitar neck.

15

TAB

0-0-2-3-2-0 | 3 | 3-2-3 | 0-2-0 | 3-2 | 2-2-0 | 10-9-7 | 10 | 10-9-7 | 0 | 10-9-7-9

0 | 0 | 0 | 0 | 0 | 0 | 0 | 0 | 0 | 0

0 | 5 | 4 | 9 | 9 | 9

Diagram showing fret positions for measures 15-20 on a guitar neck.

21

TAB

10-10-10-9-9-9 | 7-7-7-6-6-6 | 5-5-5-3-3-3 | 2-2-2-0-0-0 | 1-1-0 | 3-3-2

0 | 0 | 0 | 0 | 0 | 0 | 0 | 0 | 0 | 0 | 0

0 | 0 | 0 | 0 | 0 | 0 | 0 | 0 | 0 | 0

Diagram showing fret positions for measures 21-26 on a guitar neck.

27

TAB

3 | 1 | 0 | 1 | 0 | 1 | 3 | 2 | 3 | 3 | 3 | 0

0 | 0 | 0 | 0 | 0 | 0 | 0 | 0 | 0 | 0 | 0

0 | 0 | 0 | 0 | 0 | 0 | 0 | 0 | 0 | 0 | 0

Diagram showing fret positions for measures 27-28 on a guitar neck.

# CXXVIII

08.07.2017

6=D 8

7

13

18

24

30

# CXXVIII

08.07.2017

6=D

6=D TAB notation for measures 1-6. The top staff shows fret numbers: 5, 5-3-2, 3-2-0, 2-0, 3, 3-2-3, 3-2-3, 0-2-0-2-3-5-3-2-0. The bottom staff shows fret numbers: 0, 0, 0, 0, 0, 0. Below the staves are guitar diagrams for each measure, including a pickup symbol at the start.

7

7 TAB notation for measures 7-12. The top staff shows fret numbers: 2-2-3, 3-2-0, 2-0, 0, 2-3-5-0-2-3, 2-0, 0-2-3. The bottom staff shows fret numbers: 0, 1, 4, 0, 8-7-8-10-7, 8, 2. Below the staves are guitar diagrams for each measure.

13

13 TAB notation for measures 13-17. The top staff shows fret numbers: 0-2-3, 0-2-3, 2-0, 4-2, 4-4-2-4, 0, 2. The bottom staff shows fret numbers: 0, 5, 4, 2, 4-5, 4-2-1. Below the staves are guitar diagrams for each measure.

18

18 TAB notation for measures 18-24. The top staff shows fret numbers: 0-2-3, 0-2-0-2-3, 2-0-2-3, 5-3-2, 3-2-0, 2-0, 10-9-7, 9, 10-9-7. The bottom staff shows fret numbers: 2, 1, 2, 0, 5, 3, 8, 0, 0. Below the staves are guitar diagrams for each measure.

25

25 TAB notation for measures 25-31. The top staff shows fret numbers: 9-7, 10-10, 10-9, 9-7, 7-5-3, 5-3-2, 3-2-3, 0-2-0-2-3-10-9-7-6, 7. The bottom staff shows fret numbers: 0, 0, 0, 0, 0, 0, 9, 9. Below the staves are guitar diagrams for each measure, ending with a double bar line.

# CXXIX

07.07.2017

6=D 8

Musical notation for measures 6-8. The key signature is D major (two sharps). The melody starts with a quarter rest, followed by eighth notes G4, A4, B4, C5, B4, A4, G4. The bass line consists of quarter notes D3, E3, F3, G3, F3, E3, D3. Measure 7 features a sixteenth-note triplet in the melody: G4, A4, B4. Measure 8 continues with eighth notes C5, B4, A4, G4.

9

Musical notation for measures 9-16. The melody continues with eighth notes G4, A4, B4, C5, B4, A4, G4. The bass line consists of quarter notes D3, E3, F3, G3, F3, E3, D3. Measure 10 features a sixteenth-note triplet in the melody: G4, A4, B4. Measure 11 continues with eighth notes C5, B4, A4, G4. Measure 12 features a sixteenth-note triplet in the melody: G4, A4, B4. Measure 13 continues with eighth notes C5, B4, A4, G4. Measure 14 features a sixteenth-note triplet in the melody: G4, A4, B4. Measure 15 continues with eighth notes C5, B4, A4, G4. Measure 16 features a sixteenth-note triplet in the melody: G4, A4, B4.

17

Musical notation for measures 17-23. The melody continues with eighth notes G4, A4, B4, C5, B4, A4, G4. The bass line consists of quarter notes D3, E3, F3, G3, F3, E3, D3. Measure 17 features a sixteenth-note triplet in the melody: G4, A4, B4. Measure 18 continues with eighth notes C5, B4, A4, G4. Measure 19 features a sixteenth-note triplet in the melody: G4, A4, B4. Measure 20 continues with eighth notes C5, B4, A4, G4. Measure 21 features a sixteenth-note triplet in the melody: G4, A4, B4. Measure 22 continues with eighth notes C5, B4, A4, G4. Measure 23 features a sixteenth-note triplet in the melody: G4, A4, B4.

24

Musical notation for measure 24. The melody consists of a quarter rest, followed by a quarter note G4. The bass line consists of quarter notes D3, E3, F3, G3, F3, E3, D3. The measure ends with a double bar line.

# CXXIX

07.07.2017

6=D

Measures 1-8 of the first system. Measure 1: 2, 2-0, 3-2-0, 2-0, 2. Measure 2: 3, 3, 0, 0, 3-2, 0-2-3, 2-0, 0. Measure 3: 0, 3, 0, 3-2-3, 0-2-3. Measure 4: 2, 0, 0-2-3. Measure 5: 5. Measure 6: 2, 0, 0-2-3. Measure 7: 3-2-3, 0-2-3. Measure 8: 5.

9

Measures 9-16 of the first system. Measure 9: 0-2-3, 3-2-0, 3, 5-3-2, 3-2-0, 2-3-5, 10-9-7, 9-7, 7, 10-8. Measure 10: 0, 0, 0, 0, 9, 9, 10. Measure 11: 4, 0, 0, 0, 0, 0, 0, 0. Measure 12: 0, 0, 0, 0, 0, 0, 0, 0. Measure 13: 0, 0, 0, 0, 0, 0, 0, 0. Measure 14: 0, 0, 0, 0, 0, 0, 0, 0. Measure 15: 0, 0, 0, 0, 0, 0, 0, 0. Measure 16: 0, 0, 0, 0, 0, 0, 0, 0.

17

Measures 17-23 of the first system. Measure 17: 10-8-7, 8-7, 0, 0-2-3, 3-2-0, 2-0, 0-3, 3-2-3, 3-2-3, 0-2-0-2-3-5-3-2-0. Measure 18: 9, 7, 4, 0, 0, 0, 0, 0, 0, 0, 0, 0, 0, 0, 0, 0, 0, 0. Measure 19: 0, 0, 0, 0, 0, 0, 0, 0, 0, 0, 0, 0, 0, 0, 0, 0, 0, 0. Measure 20: 0, 0, 0, 0, 0, 0, 0, 0, 0, 0, 0, 0, 0, 0, 0, 0, 0, 0. Measure 21: 0, 0, 0, 0, 0, 0, 0, 0, 0, 0, 0, 0, 0, 0, 0, 0, 0, 0. Measure 22: 0, 0, 0, 0, 0, 0, 0, 0, 0, 0, 0, 0, 0, 0, 0, 0, 0, 0. Measure 23: 0, 0, 0, 0, 0, 0, 0, 0, 0, 0, 0, 0, 0, 0, 0, 0, 0, 0.

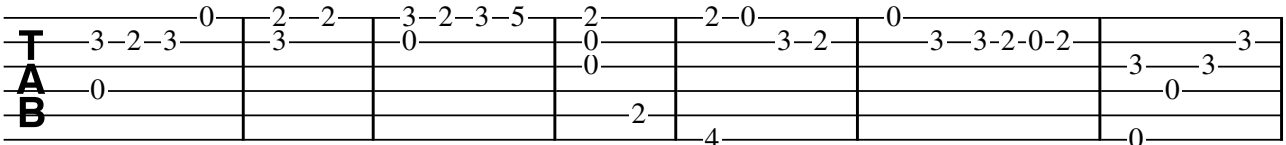
24

Measure 24 of the first system. Measure 24: 2, 3, 3, 0, 0.


# CXXX

10.07.2017

6=D


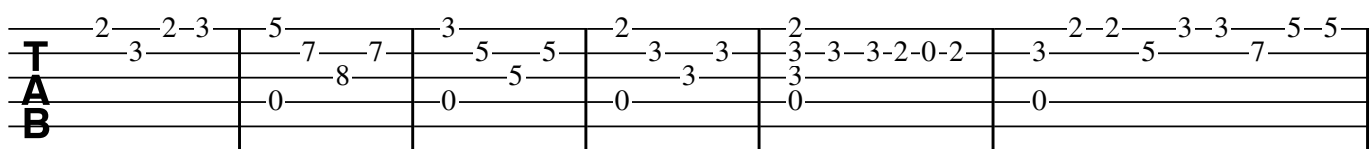


6=D




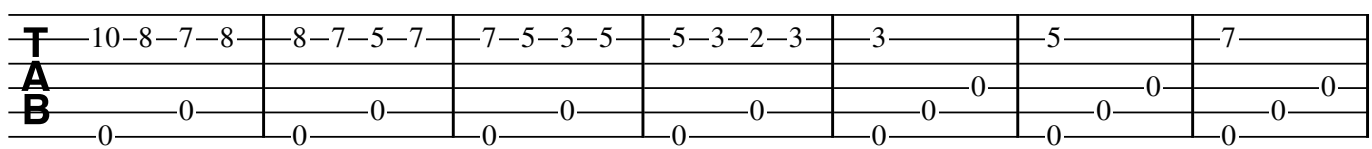
This system contains the first six measures of the piece. The guitar TAB is written on a six-line staff. The first measure has a 3 on the 3rd line, a 2 on the 2nd line, and a 3 on the 1st line. The second measure has a 2 on the 2nd line and a 3 on the 1st line. The third measure has a 3 on the 3rd line, a 2 on the 2nd line, a 3 on the 1st line, and a 5 on the 4th line. The fourth measure has a 2 on the 2nd line. The fifth measure has a 2 on the 2nd line and a 0 on the 1st line. The sixth measure has a 3 on the 3rd line, a 3 on the 2nd line, a 2 on the 1st line, and a 0 on the 4th line. The seventh measure has a 3 on the 3rd line and a 3 on the 2nd line. The eighth measure has a 0 on the 1st line. Chord diagrams below the staff show the fingerings for each measure, including a barre on the 6th fret.

8




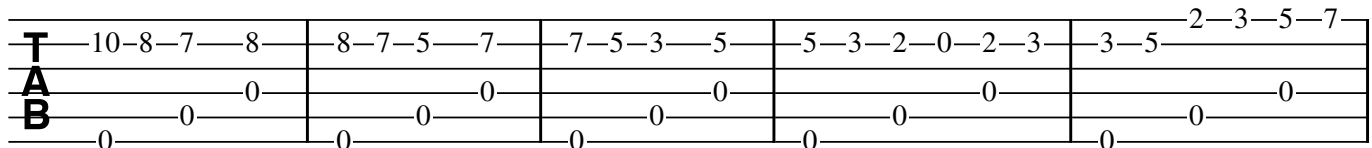
This system contains measures 7 through 13. The guitar TAB continues with various fret numbers and techniques. Measure 7 has a 2 on the 2nd line, a 3 on the 1st line, and a 5 on the 4th line. Measure 8 has a 7 on the 7th line, an 8 on the 8th line, and a 0 on the 1st line. Measure 9 has a 3 on the 3rd line, a 5 on the 4th line, and a 0 on the 1st line. Measure 10 has a 2 on the 2nd line, a 3 on the 1st line, and a 3 on the 3rd line. Measure 11 has a 3 on the 3rd line, a 3 on the 2nd line, a 2 on the 1st line, and a 0 on the 4th line. Measure 12 has a 2 on the 2nd line, a 2 on the 1st line, a 3 on the 3rd line, and a 3 on the 2nd line. Measure 13 has a 5 on the 4th line, a 7 on the 5th line, and a 5 on the 6th line. Chord diagrams below the staff show the fingerings for each measure.

14




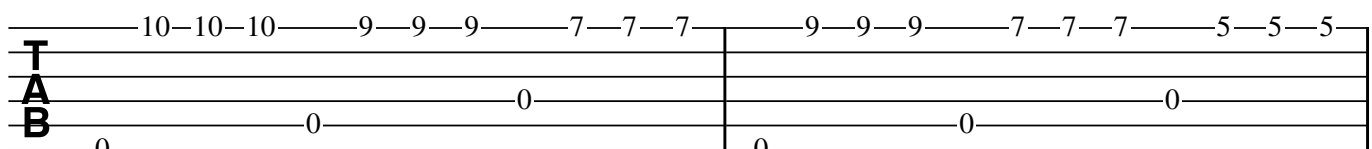
This system contains measures 14 through 20. The guitar TAB features descending and ascending patterns. Measure 14 has a 10 on the 10th line, an 8 on the 8th line, a 7 on the 7th line, and an 8 on the 8th line. Measure 15 has an 8 on the 8th line, a 7 on the 7th line, a 5 on the 5th line, and a 7 on the 7th line. Measure 16 has a 7 on the 7th line, a 5 on the 5th line, a 3 on the 3rd line, and a 5 on the 5th line. Measure 17 has a 5 on the 5th line, a 3 on the 3rd line, a 2 on the 2nd line, and a 3 on the 3rd line. Measure 18 has a 3 on the 3rd line. Measure 19 has a 5 on the 5th line. Measure 20 has a 7 on the 7th line. Chord diagrams below the staff show the fingerings for each measure.

21




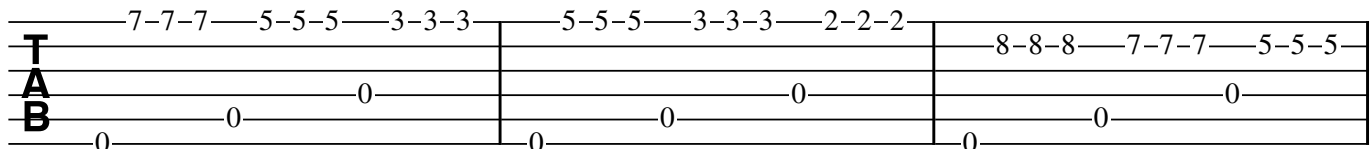
This system contains measures 21 through 25. The guitar TAB continues with descending and ascending patterns. Measure 21 has a 10 on the 10th line, an 8 on the 8th line, a 7 on the 7th line, and an 8 on the 8th line. Measure 22 has an 8 on the 8th line, a 7 on the 7th line, a 5 on the 5th line, and a 7 on the 7th line. Measure 23 has a 7 on the 7th line, a 5 on the 5th line, a 3 on the 3rd line, and a 5 on the 5th line. Measure 24 has a 5 on the 5th line, a 3 on the 3rd line, a 2 on the 2nd line, a 0 on the 1st line, a 2 on the 2nd line, and a 3 on the 3rd line. Measure 25 has a 3 on the 3rd line, a 5 on the 4th line, a 2 on the 2nd line, a 3 on the 3rd line, a 5 on the 4th line, and a 7 on the 5th line. Chord diagrams below the staff show the fingerings for each measure.

26



This system contains measures 26 through 31. The guitar TAB features descending and ascending patterns. Measure 26 has a 10 on the 10th line, a 10 on the 10th line, and a 10 on the 10th line. Measure 27 has a 9 on the 9th line, a 9 on the 9th line, and a 9 on the 9th line. Measure 28 has a 7 on the 7th line, a 7 on the 7th line, and a 7 on the 7th line. Measure 29 has a 9 on the 9th line, a 9 on the 9th line, and a 9 on the 9th line. Measure 30 has a 7 on the 7th line, a 7 on the 7th line, and a 7 on the 7th line. Measure 31 has a 5 on the 5th line, a 5 on the 5th line, and a 5 on the 5th line. Chord diagrams below the staff show the fingerings for each measure.

28



This system contains measures 32 through 37. The guitar TAB continues with descending and ascending patterns. Measure 32 has a 7 on the 7th line, a 7 on the 7th line, and a 7 on the 7th line. Measure 33 has a 5 on the 5th line, a 5 on the 5th line, and a 5 on the 5th line. Measure 34 has a 3 on the 3rd line, a 3 on the 3rd line, and a 3 on the 3rd line. Measure 35 has a 5 on the 5th line, a 5 on the 5th line, and a 5 on the 5th line. Measure 36 has a 3 on the 3rd line, a 3 on the 3rd line, and a 2 on the 2nd line. Measure 37 has an 8 on the 8th line, an 8 on the 8th line, an 8 on the 8th line, a 7 on the 7th line, a 7 on the 7th line, a 7 on the 7th line, a 5 on the 5th line, a 5 on the 5th line, and a 5 on the 5th line. Chord diagrams below the staff show the fingerings for each measure.



TAB

7-7-7—5-5-5—3-3-3 | 5-5-5—3-3-3—2-2-2 | 2-0-2-3 | 2 H12.....

3 | 3 | 3 | 0 | 0 | 0 | 0 | 0 | 0

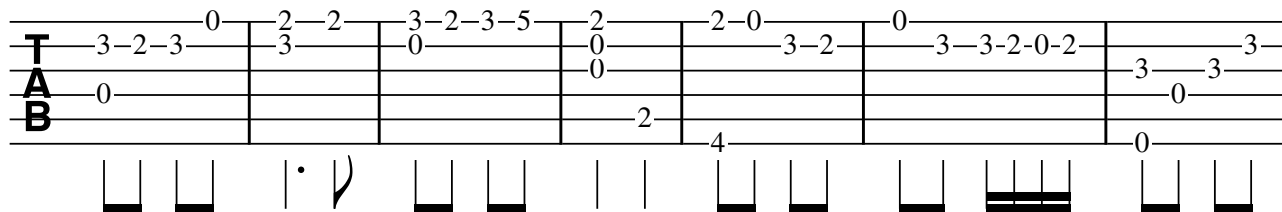
0 | 0 | 0 | 0 | 0 | 0 | 0 | 0 | 0

Rhythmic notation: 8 groups of notes with stems and beams, corresponding to the fret numbers above.

# CXXX

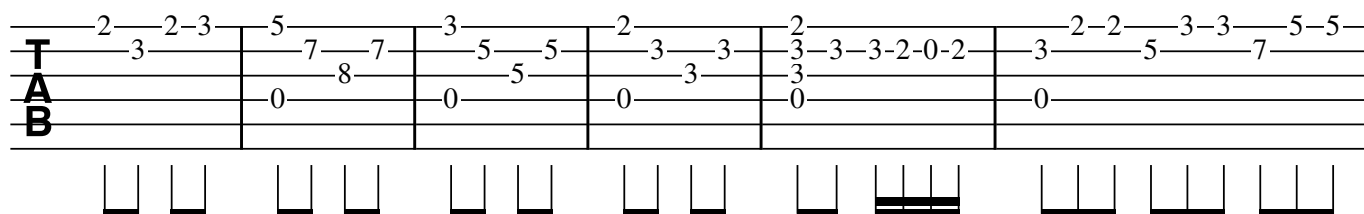
10.07.2017

8



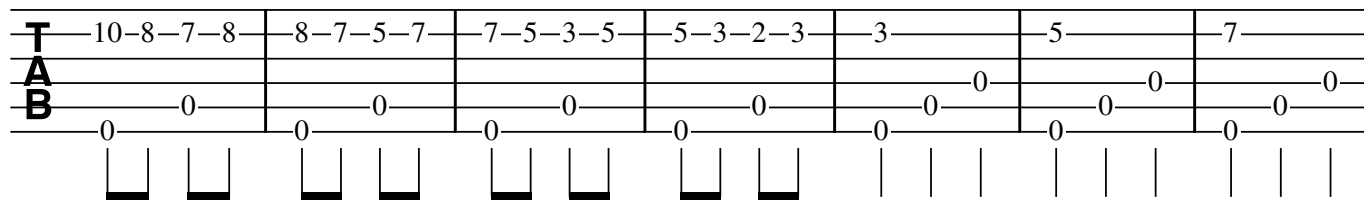
System 1: 6-line staff with TAB and fretboard diagrams. TAB: 3-2-3-0 | 2-2 | 3-2-3-5 | 2 | 2-0 | 0 | 3-3-2-0-2 | 3-3. Fretboard: 0 | 3 | 0 | 2 | 4 | 0 | 0 | 0.

8



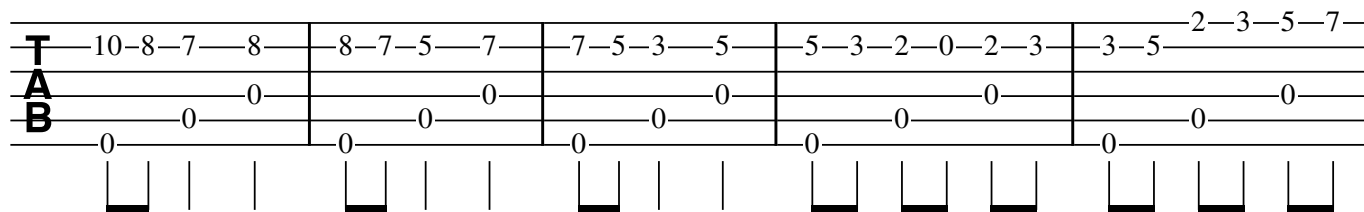
System 2: 6-line staff with TAB and fretboard diagrams. TAB: 2-2-3 | 5-7-7 | 3-5-5 | 2-3-3 | 2-3-3-2-0-2 | 3-2-2-3-3-5-5. Fretboard: 0 | 0 | 0 | 0 | 0 | 0 | 0 | 0.

14



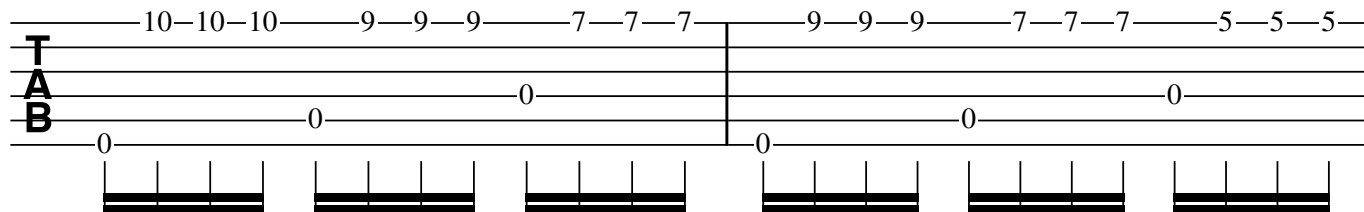
System 3: 6-line staff with TAB and fretboard diagrams. TAB: 10-8-7-8 | 8-7-5-7 | 7-5-3-5 | 5-3-2-3 | 3 | 5 | 7. Fretboard: 0 | 0 | 0 | 0 | 0 | 0 | 0 | 0.

21



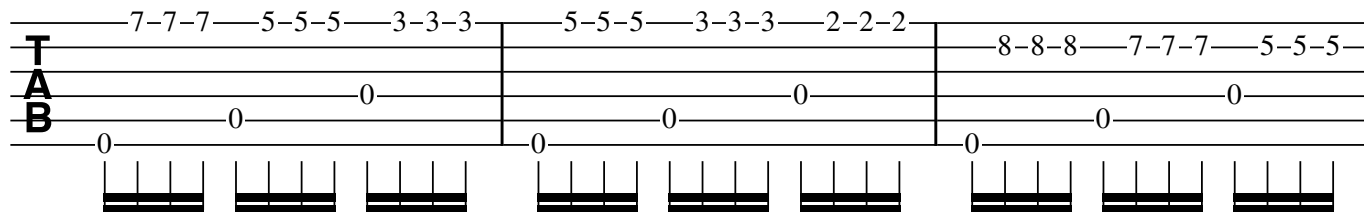
System 4: 6-line staff with TAB and fretboard diagrams. TAB: 10-8-7-8 | 8-7-5-7 | 7-5-3-5 | 5-3-2-0-2-3 | 3-5-2-3-5-7. Fretboard: 0 | 0 | 0 | 0 | 0 | 0 | 0 | 0.

26



System 5: 6-line staff with TAB and fretboard diagrams. TAB: 10-10-10 | 9-9-9 | 7-7-7 | 9-9-9 | 7-7-7 | 5-5-5. Fretboard: 0 | 0 | 0 | 0 | 0 | 0.

28



System 6: 6-line staff with TAB and fretboard diagrams. TAB: 7-7-7 | 5-5-5 | 3-3-3 | 5-5-5 | 3-3-3 | 2-2-2 | 8-8-8 | 7-7-7 | 5-5-5. Fretboard: 0 | 0 | 0 | 0 | 0 | 0 | 0 | 0 | 0.

TAB

7-7-7—5-5-5—3-3-3 | 5-5-5—3-3-3—2-2-2 | 2-0-2-3 | 2 H12.....


3 | 3 | 3 | 0 | 0 | 0 | 0 | 0 | 0

0 | 0 | 0 | 0 | 0 | 0 | 0 | 0 | 0


Rhythmic diagrams: 12 groups of notes with stems and beams, corresponding to the fret numbers above.

# CXXXI


10.07.2017




Musical staff 1, measures 1-8. The staff is in treble clef with a key signature of two sharps (F# and C#). It begins with a whole note chord of F#4 and C#5. The melody consists of quarter notes: F#4, G4, A4, B4, C5, B4, A4, G4, F#4. The bass line consists of whole notes: F#3, C#4, F#4, C#5, F#5, C#6, F#5, C#5, F#4, C#4, F#3.



Musical staff 2, measures 9-14. The staff is in treble clef with a key signature of two sharps. It begins with a whole note chord of F#4 and C#5. The melody consists of quarter notes: F#4, G4, A4, B4, C5, B4, A4, G4, F#4. The bass line consists of whole notes: F#3, C#4, F#4, C#5, F#5, C#6, F#5, C#5, F#4, C#4, F#3.



Musical staff 3, measures 15-19. The staff is in treble clef with a key signature of two sharps. It begins with a whole note chord of F#4 and C#5. The melody consists of quarter notes: F#4, G4, A4, B4, C5, B4, A4, G4, F#4. The bass line consists of whole notes: F#3, C#4, F#4, C#5, F#5, C#6, F#5, C#5, F#4, C#4, F#3.



Musical staff 4, measures 20-23. The staff is in treble clef with a key signature of two sharps. It begins with a whole note chord of F#4 and C#5. The melody consists of quarter notes: F#4, G4, A4, B4, C5, B4, A4, G4, F#4. The bass line consists of whole notes: F#3, C#4, F#4, C#5, F#5, C#6, F#5, C#5, F#4, C#4, F#3.

# CXXXI

10.07.2017

2 0 3 2 2 0 0 2 4 4 5 4 2 2 3 2 0 0 9 7 5  
3 2 0 0 0 5 3 2 5 3 2 5 7 5  
3 3 1 0 2 5 3 3 3 2 7  
0 2 0 1 2 5 0 2 0 0 5  
TAB 0 0 2 2 0 0 0 0 0 0 5

10 7 5 7 9 10 9 7 5 7 5 3 6 0 5 7 5  
TAB 5 9 10 9 10 5 3 2 7 8 7 0 5 7 5  
5 0 7 5 4 0 0  
7 5 2 7 5

17 3 0 0 2 3 2 0 2 3 2 0 2 2 0 2  
TAB 3 5 3 2 3 3 0 0 3 2 3 0 0 0 0  
0 0 0 1 3 4 0 0 0 0 0 0 0 0  
3 2 2 2 3 3 3 3 3 3 3 3 3 2 2

# CXXXII

11.07.2017

Musical staff 1: Treble clef, key signature of one sharp (F#), starting with a common time signature 'C' and a '8' below the staff. The staff contains a sequence of notes and rests, including a sharp sign above the second measure.

Musical staff 2: Treble clef, key signature of one sharp (F#), starting with a common time signature 'C' and an '8' below the staff. The staff contains notes and rests, with labels 'Harm12' and 'Harm5' above the staff.

Musical staff 3: Treble clef, key signature of one sharp (F#), starting with a common time signature 'C' and an '8' below the staff. The staff contains notes and rests, including a sharp sign above the second measure.

Musical staff 4: Treble clef, key signature of one sharp (F#), starting with a common time signature 'C' and an '8' below the staff. The staff contains notes and rests, ending with a double bar line.

# CXXXII

11.07.2017

III

Measure 1: 10, 10, 9, 7, 7-5-3-7, 5-3-0-2, 3-2-3-5  
Measure 2: 0, 0, 0, 0, 3, 3, 0  
Measure 3: 9, 9, 7, 3, 5, 3, 5  
Measure 4: 0, 0, 0, 0, 3, 3, 0  
Measure 5: 9, 9, 7, 3, 5, 3, 5  
Measure 6: 0, 0, 0, 0, 3, 3, 0  
Measure 7: 9, 9, 7, 3, 5, 3, 5

8

Measure 8: 7-8-7-5, 5, 3-5-3-2, 2, Harm12, 3, Harm12, 2, Harm12, Harm5, 10  
Measure 9: 0, 0, 0, 0, 0, 0, 1, 1, 0, 0, 0, 0, 0  
Measure 10: 7, 7, 2, 2, 2, 2, 2, 2, 2, 2, 2, 2, 2  
Measure 11: 0, 0, 0, 0, 0, 0, 0, 0, 0, 0, 0, 0, 0  
Measure 12: 0, 0, 0, 0, 0, 0, 0, 0, 0, 0, 0, 0, 0  
Measure 13: 0, 0, 0, 0, 0, 0, 0, 0, 0, 0, 0, 0, 0  
Measure 14: 0, 0, 0, 0, 0, 0, 0, 0, 0, 0, 0, 0, 0

15

III

Measure 15: 10, 9, 7, 7-5-3, 5-3, 7-5-7-8-7, 5-3-5-7-5-3-0-2  
Measure 16: 0, 0, 0, 3, 3, 3, 3, 3, 3, 3, 3, 3, 3  
Measure 17: 9, 9, 7, 5, 3, 5, 5, 5, 5, 5, 5, 5, 5  
Measure 18: 0, 0, 0, 3, 3, 3, 3, 3, 3, 3, 3, 3, 3  
Measure 19: 9, 9, 7, 5, 3, 5, 5, 5, 5, 5, 5, 5, 5  
Measure 20: 0, 0, 0, 3, 3, 3, 3, 3, 3, 3, 3, 3, 3  
Measure 21: 9, 9, 7, 5, 3, 5, 5, 5, 5, 5, 5, 5, 5

22

Measure 22: 3, 0, 6, 0  
Measure 23: 3, 0, 1, 3, 2, 0  
Measure 24: 3, 0, 1, 0, 2, 3

# CXXXIII

11.07.2017

6=D

8

5

8

7

8

9

H12



# CXXXIII

11.07.2017

6=D

6=D

2-2 | 3-2-3 | 2-0-2-3 | 2-0-3-2-3 | 2-3-5-3

0 | 0 | 0 | 1 | 0-0-0-0-0-0

0 | 0 | 0 | 0 | 0-0-0-0

Diagram showing fret positions for a guitar TAB. The strings are numbered 1 to 6 from bottom to top. The first measure is marked 6=D. The notation includes various fret numbers and slurs across the strings.

6

6

10-9-7-5 | 7-5-3-2

0-0-0-0-0-0 | 0-0-0-0-0-0

0-0-0-0-0-0 | 0-0-0-0-0-0

Diagram showing fret positions for a guitar TAB. The strings are numbered 1 to 6 from bottom to top. The notation includes various fret numbers and slurs across the strings.

8

8

5-3-2-0 | 2-0-2-3-2-0-2-3 | 2-3-3-0 | H12

0-0-0-0-0-0 | 0-0-0-0-0-0 | 0-0-0-0

0-0-0-0-0-0 | 0-0-0-0-0-0 | 0-0-0-0

Diagram showing fret positions for a guitar TAB. The strings are numbered 1 to 6 from bottom to top. The notation includes various fret numbers and slurs across the strings. The measure ends with a double bar line and the label H12.

# CXXXIV

13.07.2017

3=G

8

9

8

15

8

22

8

24

8

27

8

# CXXXIV

13.07.2017

♯

3=G

10

10

18

V ♯ III ♯ II

18

23

23

25

25

# CXXXV

14.07.2017

Musical staff 1, measures 1-4. Treble clef, key signature of two sharps (F# and C#), 8/8 time signature. The staff contains a sequence of eighth and sixteenth notes, including some beamed sixteenth notes.

Musical staff 2, measures 5-10. Treble clef, key signature of two sharps, 8/8 time signature. The staff contains a sequence of eighth and sixteenth notes. A tremolo effect is indicated by a wavy line above the notes in measures 9 and 10. The text "Tremolo samme mønster" is written above the staff in measure 10.

Musical staff 3, measures 11-14. Treble clef, key signature of two sharps, 8/8 time signature. The staff contains four measures of sustained chords, each marked with a fermata.

Musical staff 4, measures 15-16. Treble clef, key signature of two sharps, 8/8 time signature. The staff contains a sequence of eighth notes, with some beamed eighth notes.

Musical staff 5, measures 17-21. Treble clef, key signature of two sharps, 8/8 time signature. The staff contains a sequence of eighth and sixteenth notes. A trill is indicated by the abbreviation "tr" above a note in measure 18.

Musical staff 6, measures 22-25. Treble clef, key signature of two sharps, 8/8 time signature. The staff contains a sequence of eighth and sixteenth notes, ending with a double bar line.

# CXXXV

14.07.2017

TAB

Measure 1: 2-3-3 | 3-2 | 2-2-2 | 2-0-2-3-2-0 | 2-0-2-3-2-0  
Measure 2: 0-3 | 1-1-1 | 0-0-0 | 0-3-2 | 0-3-2  
Measure 3: 0-3 | 2-0-3 | 2-0-3-2-0 | 0-3-2 | 0-3-2

5

TAB

Measure 4: 2-0-2-3-2-0 | 0-2-0-2-3 | 2-2-2-2-2-2 | 2-2-2-2-2-2 | 2-2-2-2-2-2  
Measure 5: 0-3-2 | 3-2-3 | 0-0-0 | 0-0-0 | 0-0-0  
Measure 6: 0-3-2 | 0-0-0 | 0-0-0 | 0-0-0 | 0-0-0

Tremolo samme mønster

11

TAB

Measure 7: 2-0-0-0 | 2-0-0-0 | 2-0-0-0 | 2-0-0-0  
Measure 8: 0-2-0-0 | 0-2-0-0 | 0-2-0-0 | 0-2-0-0  
Measure 9: 0-3-0-0 | 0-3-0-0 | 0-3-0-0 | 0-3-0-0  
Measure 10: 0-0-0-0 | 0-0-0-0 | 0-0-0-0 | 0-0-0-0

15

TAB

Measure 11: 3-3-3-0 | 3-3-3-0 | 3-3-3-0 | 3-3-3-0 | 3-3-3-0 | 3-3-3-0 | 3-3-3-0 | 3-3-3-0 | 3-3-3-0 | 3-3-3-0 | 2-0-0-3  
Measure 12: 1-0-1-0 | 1-0-1-0 | 1-0-1-0 | 1-0-1-0 | 1-0-1-0 | 1-0-1-0 | 1-0-1-0 | 1-0-1-0 | 1-0-1-0 | 1-0-1-0 | 0-0-0-3  
Measure 13: 1-0-1-0 | 1-0-1-0 | 1-0-1-0 | 1-0-1-0 | 1-0-1-0 | 1-0-1-0 | 1-0-1-0 | 1-0-1-0 | 1-0-1-0 | 1-0-1-0 | 0-0-0-3  
Measure 14: 1-0-1-0 | 1-0-1-0 | 1-0-1-0 | 1-0-1-0 | 1-0-1-0 | 1-0-1-0 | 1-0-1-0 | 1-0-1-0 | 1-0-1-0 | 1-0-1-0 | 0-0-0-3

17

TAB

Measure 15: 3-2-0-4 | 0-2-3-4 | 0-2-3-4 | 2-0-0-0 | 5-3-3-3 | 3-3-3-3 | 10-8-8-8 | 7-7-7-7  
Measure 16: 0-4-4-4 | 0-4-4-4 | 0-4-4-4 | 0-4-4-4 | 0-3-0-3 | 0-3-0-3 | 0-8-8-8 | 0-8-8-8

22

TAB

Measure 17: 5-6-7-6 | 5-5-8-5 | 5-5-5-5 | 5-5-5-5 | 2-3-3-3 | 3-3-3-3 | 2-3-3-3 | 2-3-3-3  
Measure 18: 5-6-7-6 | 5-5-8-5 | 5-5-5-5 | 5-5-5-5 | 5-6-5-6 | 5-6-5-6 | 5-6-5-6 | 5-6-5-6  
Measure 19: 5-6-7-6 | 5-5-8-5 | 5-5-5-5 | 5-5-5-5 | 2-3-3-3 | 3-3-3-3 | 2-3-3-3 | 2-3-3-3

# CXXXVI

15.07.2017

The musical score consists of eight staves, each beginning with a treble clef, a key signature of one sharp (F#), and a time signature of 8/8. The notation includes a variety of rhythmic values such as eighth, sixteenth, and thirty-second notes, as well as rests and beams. Staves 3, 4, 5, and 6 feature triplet markings above the notes. Staff 7 contains a triplet of eighth notes at the end of the line. Staff 8 is marked with 'Harm12' above the staff and concludes with a double bar line and repeat dots. The piece ends with a final chord consisting of a bass note and a treble note.

# CXXXVI

15.07.2017

3

System 3: Treble clef with notes 0-2-3-2-3 and 0-0-2-3. Bass clef with notes 0-2-3-2-0-2 and 3-2-0-2-3-2. Includes bar lines and fret markers.

3

System 4: Treble clef with notes 5-5-8-8-7-0-3-5 and 7-5-8-7-8-7-0-0-0-2-0-2-3-5. Bass clef with notes 0-7-8-7-0-2-3-2 and 0-7-8-7-0-2-3-2. Includes bar lines and fret markers.

5

System 5: Treble clef with notes 7-0-5-0-7-0-5-0-3-0-0-0-2-2-0-3-0. Bass clef with notes 0-7-3-2-0-2-3-2. Includes bar lines and fret markers.

6

System 6: Treble clef with notes 7-0-6-0-3-0-0-0-3-0-2-3-2-0-0-4. Bass clef with notes 0-2-3-2-0-2-3-2. Includes bar lines and fret markers.

7

System 7: Treble clef with notes 0-0-0-0-0-0-2-2-2-2-2-2-3-3-3-5-5-5-7-7-7-8-8-8-5-5-5-3-3-2-0. Bass clef with notes 0-2-3-2-0-7-3-2. Includes bar lines and fret markers.

8

System 8: Treble clef with notes 0-0-0-0-0 and a circled 0. Bass clef with notes 0-2-3-2-0-2-3-2 and (0)-2-(3)-(2)-0-2-(3)-(2)-0. Includes bar lines, fret markers, and a circled 0 with a fermata.

# CXXXVII

16.07.2017

3=G

8

7

8

12

8

18

8

22

8

26

Harm12

8



# CXXXVII

16.07.2017

W

TAB

3-2-0 | 2-0 | 0 | 2-3-5 | 7-5 | 10-8-7 | 8-7-8-10 | 7-9 | 10-9-10-9-7 |

0 | 0-4 | 5-4-5 | 0 | 8 | 0 | 0 | 0 | 0

3=G

Diagram showing fingerings for measures 1-7, including a 3=G instruction.

8

VII

TAB

9-7-9-7-6 | 10-9-10-9-7 | 7 | 7-7-7 | 7 | 3-2-0 | 2-0 |

0 | 0 | 11 | 7 | 0 | 0 | 0 | 4 |

9 | 9 | 7 | 7 | 7 | 0 | 0 | 4 |

Diagram showing fingerings for measures 8-15, including a VII instruction.

16

TAB

0 | 0-7-7-5 | 0-7-7-5-7 | 0-7-7-5 | 8-7 | 8-7-5 |

0 | 0 | 0 | 0 | 0 | 0 | 0 | 8 | 0 | 0 | 8 |

2-0 | 3-2 | 0 | 0 | 0 | 0 | 7 |

Diagram showing fingerings for measures 16-20.

21

TAB

7 | 0-0-0-0-0 | 0 | 0-7-7-5 | 0-7-7-5-7 | 0-7-7-5 |

8-8-8-8 | 8-7 | 0 | 0 | 8-7 |

7 | 2-3-2-0 | 3-2 | 0 | 0 | 0 |

Diagram showing fingerings for measures 21-25.

26

Harm12.....

TAB

8 | 7 | 5 | 8 | 0 | 0 | 0 | 2 |

0 | 0 | 0 | 0 | 0 | 0 | 0 | 0 |

7 | 7 | 7 | 7 | 0 | 0 | 0 | 0 |

Diagram showing fingerings for measures 26-28, including a Harm12 instruction.

# CXXXVIII

18.07.2017

8

6

9

11

13

15

17

2

19

Musical score for two staves, measures 19-23. The key signature is two sharps (F# and C#). The first staff is in treble clef, and the second staff is in bass clef. The music consists of six measures. Measures 19 and 20 feature a complex rhythmic pattern with sixteenth notes and beams. Measures 21 and 22 are simpler, with dotted quarter notes and eighth notes. Measure 23 ends with a double bar line and repeat dots.

# CXXXVIII

18.07.2017

7

7 5 5 7 5 8 8 7 8 7 5 4 0 4

2 2 5 5 7 7 7 0 7 5 3

• √ | • √ | • √ | ▭ ▭ ▭ ▭ | ▭ ▭ ▭ ▭ | ▭ ▭ ▭ ▭ | ▭ ▭ ▭ ▭

7

0 2 0 2 3 2 2 2 2 2 2 2 2 2 0 3 2 3 0 3 2 0 4

0 0 0 0 0 0 0 0 0 0 0 0 0 0 0 0 0 0 0 0 0 0 4

2 2 2 2 2 2 2 2 2 2 2 2 2 2 2 2 2 2 2 2 2 2 4

▭ ▭ ▭ ▭ | ▭ ▭ ▭ ▭ | ▭ ▭ ▭ ▭ | ▭ ▭ ▭ ▭ | ▭ ▭ ▭ ▭ | ▭ ▭ ▭ ▭ | ▭ ▭ ▭ ▭ | ▭ ▭ ▭ ▭

10

0 2 3 0 2 3 0 2 3 2 2 2 2 2 2 2 2 2 2 0 2 3

4 5 3 0 3 3 3 3 3 3 3 3 3 3 3 3 3 3 3 3 3 3 4

3 4 0 0 0 0 0 0 0 0 0 0 0 0 0 0 0 0 0 0 0 0 4

▭ ▭ ▭ ▭ | ▭ ▭ ▭ ▭ | ▭ ▭ ▭ ▭ | ▭ ▭ ▭ ▭ | ▭ ▭ ▭ ▭ | ▭ ▭ ▭ ▭ | ▭ ▭ ▭ ▭ | ▭ ▭ ▭ ▭

12

1/2III

5 5 5 5 5 5 5 5 5 5 5 5 5 5 5 5 5 5 5 5 5 5 5

0 3 3 3 3 3 3 3 3 3 3 3 3 3 3 3 3 3 3 3 3 3 4

▭ ▭ ▭ ▭ | ▭ ▭ ▭ ▭ | ▭ ▭ ▭ ▭ | ▭ ▭ ▭ ▭ | ▭ ▭ ▭ ▭ | ▭ ▭ ▭ ▭ | ▭ ▭ ▭ ▭ | ▭ ▭ ▭ ▭

14

7 7 7 7 7 7 7 7 7 7 7 7 7 7 7 7 7 7 7 7 7 7 7

0 0 0 0 0 0 0 0 0 0 0 0 0 0 0 0 0 0 0 0 0 0 4

7 7 7 7 7 7 7 7 7 7 7 7 7 7 7 7 7 7 7 7 7 7 4

▭ ▭ ▭ ▭ | ▭ ▭ ▭ ▭ | ▭ ▭ ▭ ▭ | ▭ ▭ ▭ ▭ | ▭ ▭ ▭ ▭ | ▭ ▭ ▭ ▭ | ▭ ▭ ▭ ▭ | ▭ ▭ ▭ ▭

16

5 5 5 5 5 5 5 5 5 5 5 5 5 5 5 5 5 5 5 5 5 5 5

4 3 3 3 3 3 3 3 3 3 3 3 3 3 3 3 3 3 3 3 3 3 4

▭ ▭ ▭ ▭ | ▭ ▭ ▭ ▭ | ▭ ▭ ▭ ▭ | ▭ ▭ ▭ ▭ | ▭ ▭ ▭ ▭ | ▭ ▭ ▭ ▭ | ▭ ▭ ▭ ▭ | ▭ ▭ ▭ ▭

**2**

18

TAB notation for guitar, measures 18-21. The notation is as follows:

- Measure 18: Fret numbers 2-2-2, 2-2-2, 2-2-2, 2-2-2. Fret numbers 0, 0, 0. Fret numbers 2, 2, 2, 2, 2, 2.
- Measure 19: Fret numbers 0-0-0, 0-0-0, 0-0-0, 0-0-0. Fret numbers 0, 0, 0. Fret numbers 2, 2, 2, 2, 2, 2.
- Measure 20: Fret numbers 0-0, 0-0. Fret numbers 2-2. Fret numbers 2, 2, 2, 2, 2, 2.
- Measure 21: Fret numbers 0-0, 0-0. Fret numbers 3-3. Fret numbers 2, 2, 2, 2, 2, 2.




22

TAB notation for guitar, measure 22. The notation is as follows:

- Fret numbers 2, 0, 0, 0, 2, 2.

# CXXXIX

19.07.2017



# CXXXIX

19.07.2017

2-3 3-2-0 2-2 2-0 2-2 5-5

TAB 0 3 1 0 0 0 3 7

0 3 0 3-2 2-0-2 3 8

0 2 0 0 0 0 0

8

10-9 9-7 7 9-7 7 9-7 7-9 7-9 5-3-5-0

TAB 0 10-9-10 10-9-10 10-9-10 10-9-7-9 9-7-9-10 0 0

0 0 0 0 0 0 9 5

9 0 0 0 0 0 0 5

14

5 7-8-7-5 6 5 3 2 2-0 0

TAB 5-3-5-7-8 0 8-7 8 7 5 3 2-0 0

0 0 8 7 5 3 3 3-2-3

5 0-0-0 0-0-0 0-0-0 0-0-0 0

7

21

3 2 2-0 0 2

TAB 0 3 3

1 3 3

0 0

# CXL

20.07.2017

5 *tr* (Bass slippes etter anslag)

9

13 *tr*

16

18

20



2

22

Musical notation for measures 22-23. The key signature is two sharps (F# and C#). The notation consists of two staves. The upper staff features a continuous eighth-note melody. The lower staff features a rhythmic accompaniment of eighth-note chords, with some notes beamed together.

24

Tremolo samme mønster

Musical notation for measures 24-25. The key signature is two sharps. The notation consists of two staves. The upper staff shows a tremolo effect over a series of chords. The lower staff shows the corresponding chordal accompaniment. The final measure of the system includes a fermata over a chord.

31

Musical notation for measures 31-32. The key signature is two sharps. The notation consists of two staves. The upper staff features a melodic line with some slurs and a fermata at the end. The lower staff features a bass line with some slurs and a fermata at the end.

# CXL

20.07.2017

TAB

3-2-0 | 0-2 | 2-0 | 0-2 | 2-0 | 0 | 0-2-3

0 | 3-2-3 | 0 | 3-2-3 | 0 | 3-2-3 | 2 | 0-2-3

2 | 2 | 2 | 3

5 *tr* (Bass slippes etter anslag)

TAB

2-0 | 0-2 | 7-6-7-9 | 10-9-7-10-9-7 | 9-7 | 9-7 | 10-9-7-10-9-7 | 9

0 | 3-2-3 | 0 | 0 | 0 | 11 | 11 | 0 | 11

0 | 0 | (9) | (9) | (9)

10

TAB

7-6-7-9 | 5-4-5-7 | 3-2-3-5 | 2-0 | 0-2-3 | 0-2-3

0 | 0 | 0 | 0 | 0 | 0 | 0 | 4

7 | 5 | 3 | 2

14 *tr*

TAB

0-2-3 | 0-2-3 | 0-2-3 | 0-2-3 | 2 | 10 10 10 | 10 10 10 | 10 10 10 | 10 10 10

0 | 0 | 0 | 0 | 0 | 0 | 0 | 0

3 | 2 | 0

17

TAB

10-10-10 | 10-10-10 | 10-10-10 | 10-10-10 | 9-9-9 | 9-9-9 | 9-9-9 | 9-9-9

0 | 0 | 0 | 0 | 0 | 0 | 0 | 0

19

TAB

9-9-9 | 9-9-9 | 9-9-9 | 9-9-9 | 9-9-9 | 9-9-9 | 9-9-9 | 9-9-9

0 | 0 | 0 | 0 | 9 | 0 | 0

2

21

**T  
A  
B**

9-9-9 9-9-9 9-9-9 9-9-9 | 9-9-9 9-9-9 9-9-9 9-9-9

0 0 0 0 | 0 0 0 0

9 9

23

Tremolo samme mønster

**T  
A  
B**

9-9-9 9-9-9 9-9-9 9-9-9 | 9 9 9 9 7 7 1

0 0 0 0 | 0 0 0 0 0 0 0

0 0 0 0 | 0 0 0 0 0 0 0

9 10 9 7 7 5 3

31

**T  
A  
B**

2 3 2 0 | 0 0

0 3 2 4 0 | 0 0

0 0 0 0

2 3 2 3 5 | 7

# CXLI

22.07.2017





# CXLII

23.07.2017

The first system of musical notation for CXLII. It consists of a single staff in treble clef with a key signature of three sharps (F#, C#, G#). The music begins with a whole note chord of F#, C#, and G# in the right hand, while the left hand plays a series of eighth notes: F2, C2, G1, F2, C2, G1, F2, C2, G1, F2, C2, G1, F2, C2, G1, F2, C2, G1. The system concludes with a final chord of F#, C#, and G#.

The second system of musical notation for CXLII, starting at measure 8. The right hand plays a melodic line of eighth notes: F#4, C#4, G#4, F#4, C#4, G#4, F#4, C#4, G#4, F#4, C#4, G#4, F#4, C#4, G#4, F#4, C#4, G#4. The left hand continues with eighth notes: F2, C2, G1, F2, C2, G1, F2, C2, G1, F2, C2, G1, F2, C2, G1, F2, C2, G1. The system ends with a final chord of F#, C#, and G#.

The third system of musical notation for CXLII, starting at measure 13. The right hand plays a melodic line of eighth notes: F#4, C#4, G#4, F#4, C#4, G#4, F#4, C#4, G#4, F#4, C#4, G#4, F#4, C#4, G#4, F#4, C#4, G#4. The left hand continues with eighth notes: F2, C2, G1, F2, C2, G1, F2, C2, G1, F2, C2, G1, F2, C2, G1, F2, C2, G1. The system ends with a final chord of F#, C#, and G#.

The fourth system of musical notation for CXLII, starting at measure 19. The right hand plays a melodic line of eighth notes: F#4, C#4, G#4, F#4, C#4, G#4, F#4, C#4, G#4, F#4, C#4, G#4, F#4, C#4, G#4, F#4, C#4, G#4. The left hand continues with eighth notes: F2, C2, G1, F2, C2, G1, F2, C2, G1, F2, C2, G1, F2, C2, G1, F2, C2, G1. The system ends with a final chord of F#, C#, and G#.

# CXLII

23.07.2017

2-2 2-2 3-2-0-2 2-0 0-2 3 2

0 0 0 0 2-3 0 1

0 1 0 0 0 0 0

2 2 2 2 2 2 2

Diagrammatic representation of the guitar fretboard for measures 1-7, showing string positions and fret numbers.

8

0 0 7-8-7 0 5-7-5 5 3-5-3 3 2-3 0-2 0 0-2-3 0 0-2-0 0

1 0 0 0 0 0 0 0 0 0 4 4

2 2-3 7 5 3 2

Diagrammatic representation of the guitar fretboard for measures 8-12, showing string positions and fret numbers.

13

0 0 0 0 0 0 7 2-2 2-2 3-2-0-2

0 0 0 0 0 0 0 0 0 0 0 0 0 1 0

0 0 0 0 0 0 0 0 0 0 2 2

3 5 7 3 5 7 2 2

Diagrammatic representation of the guitar fretboard for measures 13-18, showing string positions and fret numbers.

19

Ad lib

2 0-2-3-2-0 3-2 0-2-3-2-0 0 0

0 0 3-0 0 0

0 0 0 0 0 0 0

2 tr 0 2 5 7 ...

Diagrammatic representation of the guitar fretboard for measures 19-21, showing string positions and fret numbers.

# CXLIII

24.07.2017

The musical score consists of six staves of music, each beginning with a treble clef, a key signature of one sharp (F#), and a common time signature of 8. The notation includes eighth notes, quarter notes, and various triplet markings (indicated by a '3' above the notes). The score is divided into measures, with measure numbers 6, 11, 16, 21, and 25 explicitly labeled at the start of their respective staves. The music concludes with a double bar line and repeat dots at the end of the sixth staff.



# CXLIII

24.07.2017

7

TAB

TAB

11

TAB

17

TAB

21


TAB

26

TAB

# CXLIV

25.07.2017



# CXLIV

25.07.2017

V

Measure 5: TAB notation for five strings. The strings are labeled T, A, B from top to bottom. The notes are: T (2-2-7), A (3-7-8-7-5), B (3-8-7-5). The measure is divided into four groups of notes: (2-2-7), (3-7-8-7-5), (3-8-7-5), and (3-2-3-0-2-3-3-2-0-2). Fingering numbers are placed above the notes. A 'V' is written above the first barline. Below the TAB are vertical bar lines and horizontal bars representing fret positions.

6


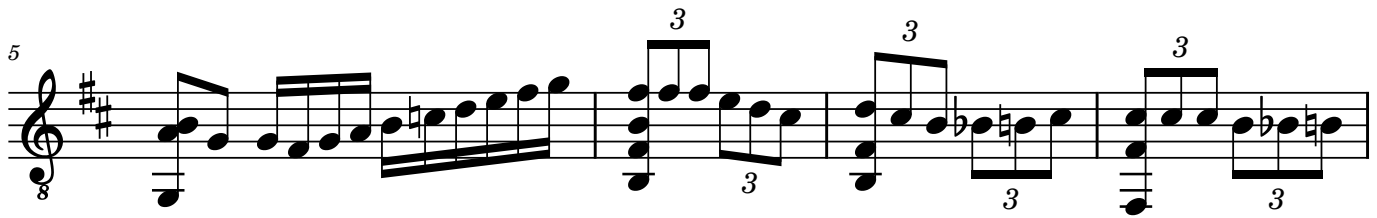

Measure 6: TAB notation for five strings. The strings are labeled T, A, B from top to bottom. The notes are: T (2-0-3-2-3-2-3), A (0-3-5), B (2-0-0-0-0-0-0-0-0-4). The measure is divided into four groups of notes: (2-0-3-2-3-2-3), (0-3-5), (0-0-0-0-0-0-0-0-0-4), and (2-3-2-0). Fingering numbers are placed above the notes. Below the TAB are vertical bar lines and horizontal bars representing fret positions.

11

Measure 11: TAB notation for five strings. The strings are labeled T, A, B from top to bottom. The notes are: T (0-4), A (0-0), B (3-2-3-5-10-9-7-6-7-7-8-7-8-7-5-7-8-7). The measure is divided into four groups of notes: (0-4), (0-0), (3-2-3-5-10-9-7-6-7-7-8-7-8-7-5-7-8-7), and (0-8-7). Fingering numbers are placed above the notes. Below the TAB are vertical bar lines and horizontal bars representing fret positions.

# CXLV

26.07.2017



# CXLV

26.07.2017

**T  
A  
B**

7 7 5 | 5 5 3 | 3 2 0 2 0 0 | 0 3 3 1 3 1 0

2 | 2 | 3 2

5

**T  
A  
B**

0 0 2 3 | 2 2 2 0 | 3 2 0 0 2 | 2 2 2 0 0

3 1 1 0 1 3 | 0 1 3 | 0 3 2 | 0 4 2 | 0 4

3 | 2 | 2 | 2

3 3 3 3 3 3

9

**T  
A  
B**

0 0 7 7 | 7 7 | 7 7 | 7

5 4 5 7 5 4 5 7 | 7 | 0 8 | 8

7 5 | 7 9 | 7

# CXLVI

27.07.2017

The first system of musical notation for CXLVI. It consists of a treble clef staff with a key signature of one sharp (F#) and a common time signature (C). The melody begins with a quarter rest, followed by a series of quarter notes: G4, A4, B4, C5, B4, A4, G4. The bass line consists of a steady eighth-note accompaniment: G3, A3, B3, C4, B3, A3, G3. The system concludes with a double bar line.

The second system of musical notation for CXLVI, starting at measure 3. The melody continues with quarter notes: G4, A4, B4, C5, B4, A4, G4. The bass line continues with eighth notes: G3, A3, B3, C4, B3, A3, G3. The system concludes with a double bar line.

The third system of musical notation for CXLVI, starting at measure 4. The melody features eighth-note runs: G4-A4-B4-C5, A4-B4-C5, G4-A4-B4-C5, A4-B4-C5, G4-A4-B4-C5, A4-B4-C5. The bass line continues with eighth notes: G3, A3, B3, C4, B3, A3, G3. The system concludes with a double bar line.

The fourth system of musical notation for CXLVI, starting at measure 6. The melody continues with quarter notes: G4, A4, B4, C5, B4, A4, G4. The bass line continues with eighth notes: G3, A3, B3, C4, B3, A3, G3. The system concludes with a double bar line.

The fifth system of musical notation for CXLVI, starting at measure 10. The melody consists of a quarter rest, followed by a quarter note G4, a quarter note A4, and a quarter note B4. The bass line consists of a quarter rest, followed by a quarter note G3, a quarter note A3, and a quarter note B3. The system concludes with a double bar line.

# CXLVI

27.07.2017

3

Measure 3 TAB notation. The top staff (T) contains the sequence: 0 0 3 3 2 0 2 2 0 0 3 2. The middle staff (A) contains: 2 0 2 0 3 2. The bottom staff (B) contains: 0 3 2 0 3 2. Vertical lines indicate fret positions, and horizontal bars below the B staff indicate string groups.

3

Measure 3 TAB notation. The top staff (T) contains: 0 0 0 4 0 4 0 4 0 2 3 5. The middle staff (A) contains: 1 3 3. The bottom staff (B) contains: 0 3 2 0 3 2. Vertical lines indicate fret positions, and horizontal bars below the B staff indicate string groups.

4

Measure 4 TAB notation. The top staff (T) contains: 7 7 7 5 5 3 3 3 3 2 0 2 3 5 5 5 5 3 2 0 0 0 2 3 5. The middle staff (A) contains: 4 0 0 0 0 0 1 1 0 0 0 0. The bottom staff (B) contains: 0 3 2 0 3 2 0 3 2 0 3 2. Vertical lines indicate fret positions, and horizontal bars below the B staff indicate string groups.

6

Measure 6 TAB notation. The top staff (T) contains: 3 2 0 0 0 0 0 7 7 5 5 5 3 3 2 0 2 0 0 0 0 0 0. The middle staff (A) contains: 0 0 0 4 4 4 3 3 2 0 2 0 4 4 4 0 0 1. The bottom staff (B) contains: 0 3 7 0 3 2 2 2 3 2 0. Vertical lines indicate fret positions, and horizontal bars below the B staff indicate string groups.

# CXLVII

28.07.2017

The musical score consists of seven staves, each containing 8 measures of music. The key signature is G major (one sharp). The notation includes various rhythmic values, including eighth and sixteenth notes, and rests. The first staff begins with a treble clef, a key signature of one sharp, and a common time signature. The second staff starts at measure 5. The third staff starts at measure 9. The fourth staff starts at measure 14 and includes a double bar line with a repeat sign. The fifth staff starts at measure 20 and includes a triplet of eighth notes. The sixth staff starts at measure 24. The seventh staff starts at measure 29 and ends with a double bar line and a repeat sign.



2

34

Musical score for a piano piece, measures 34-41. The score is written on a grand staff with a treble clef and a bass clef. The key signature is one sharp (F#). The music consists of a melody in the treble clef and a bass line in the bass clef. The melody starts with a half note G4, followed by quarter notes A4, B4, and C5. The bass line starts with a half note G3, followed by quarter notes F3, E3, and D3. The piece concludes with a final chord of G4 and C5.

# CXLVII

28.07.2017

2 0 3 3 2 0 2 0 2 3 0 2 0 2 3 1 0 1 3 3 0 2 3 0

TAB

5

2 3 2 0 0 2 3 0 2 3 2 0 0 2 3 2 0 3 3 2 2 1 0 1 3 0 2 3 0 2

TAB

9

0 7 9 10 9 10 7 9 7 9 10 0 0 11 12 11 12 9 10 0 0 0 8 5 4 6

TAB

15

2 5 3 2 0 2 0 2 3 2 0 0 0 0 2 0 3 2 3

TAB

20

0 3 2 3 3 2 0 2 2 3 2 0 0 2 3 0 2 0 0 0 7 0 0 0 9 8 9 11

TAB

25

0 0 0 0 2 2 0 2 2 0 2 3 2 0 0 3 2 3 2 3 0

TAB



# CXLVIII

29.07.2017

6=D 8

The first system of music consists of five measures. It begins with a treble clef, a key signature of three sharps (F#, C#, G#), and a common time signature. The first measure contains a whole note chord with notes D4, F#4, and C#5. The second measure contains a whole note chord with notes D4, F#4, and C#5. The third measure contains a whole note chord with notes D4, F#4, and C#5. The fourth measure contains a whole note chord with notes D4, F#4, and C#5. The fifth measure contains a whole note chord with notes D4, F#4, and C#5.

6

The second system of music consists of four measures. It begins with a treble clef, a key signature of three sharps (F#, C#, G#), and a common time signature. The first measure contains a whole note chord with notes D4, F#4, and C#5. The second measure contains a whole note chord with notes D4, F#4, and C#5. The third measure contains a whole note chord with notes D4, F#4, and C#5. The fourth measure contains a whole note chord with notes D4, F#4, and C#5.

10

The third system of music consists of three measures. It begins with a treble clef, a key signature of three sharps (F#, C#, G#), and a common time signature. The first measure contains a whole note chord with notes D4, F#4, and C#5. The second measure contains a whole note chord with notes D4, F#4, and C#5. The third measure contains a whole note chord with notes D4, F#4, and C#5.

# CXLVIII

29.07.2017

VII

6=D

This block contains a guitar TAB for measure VII. It consists of five staves. The top staff has a treble clef and a key signature of one flat. The notes are: 2-5-5-7-5, 3-7-7-0-5-8, 3-8-7-8-7-8-10, 0-8-7-5-8-7-8-5, and 0-7-5-3. The second staff has a bass clef and notes: 0-8-7-8-10, 0-8-7-8, 0-7, and 0. The third, fourth, and fifth staves are empty. Below the staves, there are vertical bar lines and horizontal lines representing fret positions. A '6=D' is written to the left of the first staff.

6

This block contains a guitar TAB for measure 6. It consists of five staves. The top staff has a treble clef and a key signature of one flat. The notes are: 3-2-3-0-2-0, 3-2-0-0-2, 2-0-3-2-3-2-3-2-0-2, and 2-2-3-3. The second staff has a bass clef and notes: 0-8-7-8, 0, 0, and 0-0. The third, fourth, and fifth staves are empty. Below the staves, there are vertical bar lines and horizontal lines representing fret positions.

10

This block contains a guitar TAB for measure 10. It consists of five staves. The top staff has a treble clef and a key signature of one flat. The notes are: 7-5-5-7-7, 10-9-7-10-8-7, and 10-7-8. The second staff has a bass clef and notes: 0-0-0, 0, 10-8, and 0. The third, fourth, and fifth staves are empty. Below the staves, there are vertical bar lines and horizontal lines representing fret positions.

# CXLIX

30.07.2017

The first system of musical notation consists of a single staff in treble clef with a key signature of three sharps (F#, C#, G#). The music begins with a treble clef and a common time signature 'C'. The melody is composed of quarter and eighth notes, with some notes beamed together. The bass line is indicated by a common time signature 'C' and a clef-like symbol below the staff, showing a simple accompaniment of quarter notes.

7

The second system of musical notation continues the piece. It features a treble clef and a key signature of three sharps. The melody includes eighth notes and a triplet of eighth notes. The bass line consists of quarter notes and a triplet of eighth notes. The system concludes with a double bar line.

10

The third system of musical notation continues the piece. It features a treble clef and a key signature of three sharps. The melody includes eighth notes and a triplet of eighth notes. The bass line consists of quarter notes and a triplet of eighth notes. The system concludes with a double bar line.



# CL

31.07.2017

Musical staff 1: Treble clef, key signature of three sharps (F#, C#, G#), 8/8 time signature. The staff contains a sequence of notes and chords, including a prominent eighth-note melody in the upper voice and a bass line with chords. A flat (b) is placed above the final note of the staff.

Musical staff 2: Treble clef, key signature of three sharps, 8/8 time signature. The staff contains a sequence of notes and chords, including a prominent eighth-note melody in the upper voice and a bass line with chords. A flat (b) is placed above the first note of the staff.

Musical staff 3: Treble clef, key signature of three sharps, 8/8 time signature. The staff contains a sequence of notes and chords, including a prominent eighth-note melody in the upper voice and a bass line with chords. A flat (b) is placed above the final note of the staff.

Musical staff 4: Treble clef, key signature of three sharps, 8/8 time signature. The staff contains a sequence of notes and chords, including a prominent eighth-note melody in the upper voice and a bass line with chords. A flat (b) is placed above the first note of the staff.

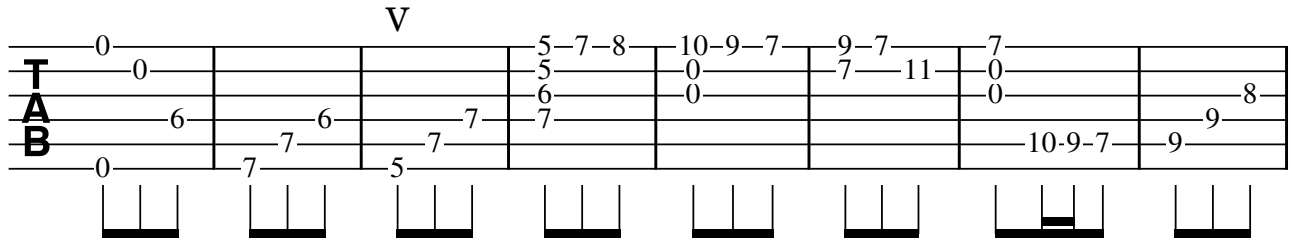
Musical staff 5: Treble clef, key signature of three sharps, 8/8 time signature. The staff contains a sequence of notes and chords, including a prominent eighth-note melody in the upper voice and a bass line with chords. A flat (b) is placed above the first note of the staff.



# CL

31.07.2017

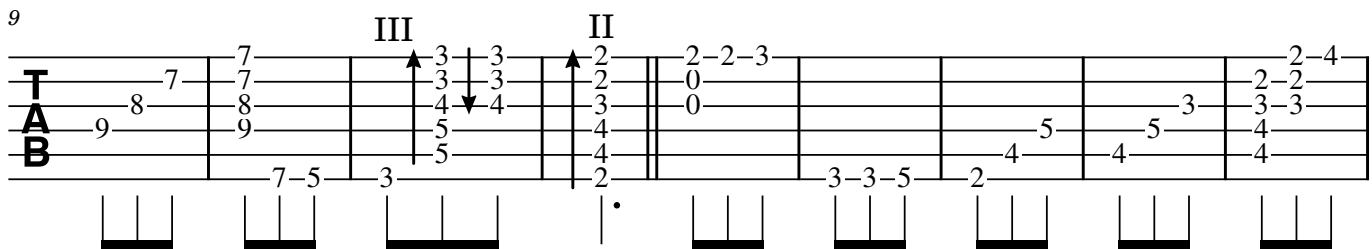
V



System 1: 8 measures of guitar tablature. The top staff (T) has notes 0, 0, 5-7-8, 10-9-7, 9-7, 7. The middle staff (A) has notes 6, 6, 7, 7, 0, 0, 0, 8. The bottom staff (B) has notes 0, 7, 6, 7, 7, 10-9-7, 9. Fingering numbers are shown below the notes. Chord diagrams are shown below the bottom staff.

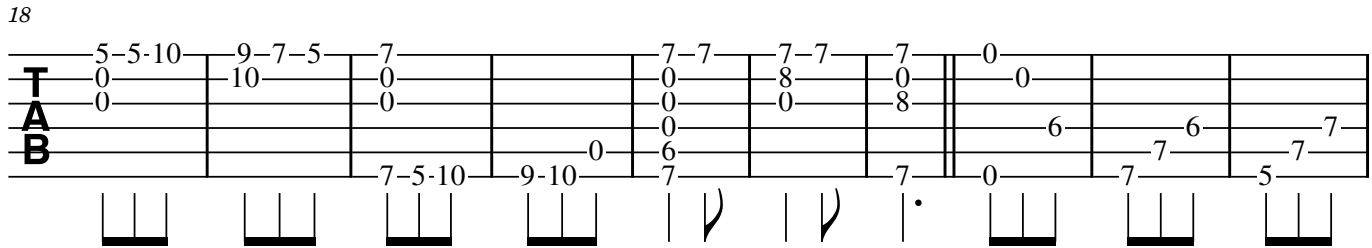
9

III II



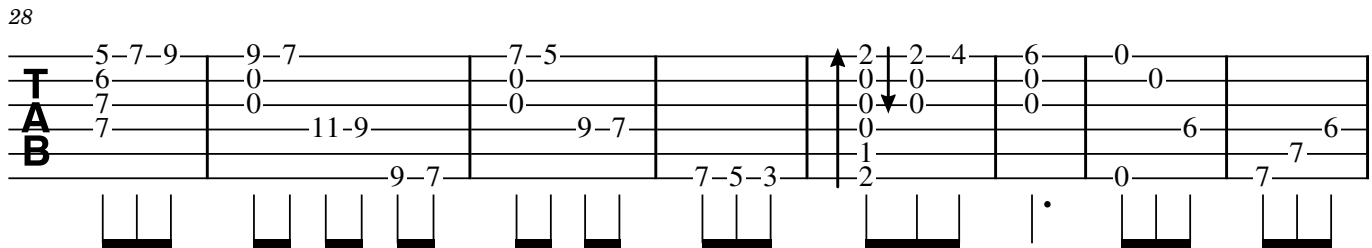
System 2: 8 measures of guitar tablature. The top staff (T) has notes 7, 7, 3, 2, 2-2-3, 2-4. The middle staff (A) has notes 8, 8, 4, 3, 0, 3, 3, 3. The bottom staff (B) has notes 9, 9, 5, 4, 0, 4, 5, 4. Fingering numbers are shown below the notes. Chord diagrams are shown below the bottom staff. Arrows indicate fretting directions.

18



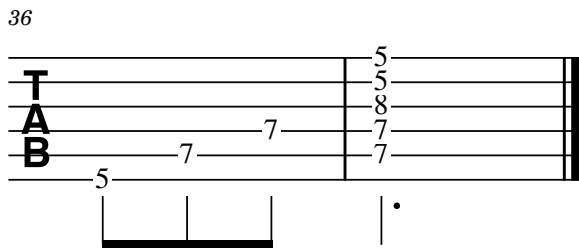
System 3: 8 measures of guitar tablature. The top staff (T) has notes 5-5-10, 9-7-5, 7, 7-7, 7-7, 7, 0. The middle staff (A) has notes 0, 10, 0, 0, 8, 0, 0. The bottom staff (B) has notes 0, 0, 0, 6, 6, 7, 7. Fingering numbers are shown below the notes. Chord diagrams are shown below the bottom staff.

28



System 4: 8 measures of guitar tablature. The top staff (T) has notes 5-7-9, 9-7, 7-5, 2, 2-4, 6, 0. The middle staff (A) has notes 6, 0, 0, 0, 0, 0, 0. The bottom staff (B) has notes 7, 11-9, 9-7, 0, 0, 6, 6. Fingering numbers are shown below the notes. Chord diagrams are shown below the bottom staff. Arrows indicate fretting directions.

36



System 5: 2 measures of guitar tablature. The top staff (T) has notes 5, 5. The middle staff (A) has notes 8, 7. The bottom staff (B) has notes 7, 7. Fingering numbers are shown below the notes. Chord diagrams are shown below the bottom staff.

# CLI

01.08.2017

8

7

8

12

8

17

8

Harm12 Harm12 Harm12 H7 H5 H7 H12

24

8

H12 H5

32

8

(Hold)

# CLI

01.08.2017

6

Measure 6: TAB notation for six strings. Treble clef. Fingering: 3-3, 0-2-3, 3-3-2, 2-0, 3-2-0, 0-2-3, 0-2-3, 0-2-3. Bass clef: 0, 1, 0, 2, 0, 2, 3, 0. Diagram shows fret positions for each string.

7

Measure 7: TAB notation for six strings. Treble clef: 0-2-3, 0-2-3, 3, 0, 0, 0, 0, 0, 0, 0, 0, 0. Bass clef: 2, 2-0-2, 3-2-0, 2, 3, 5, 6-2-9, 10. Diagram shows fret positions for each string.

12

Measure 12: TAB notation for six strings. Treble clef: 3-3, 3, 2-2-0, 2, 0, 0, 0-0. Bass clef: 0, 1-0-1-3, 0, 0, 2-2-0-2-3, 7-6-7-9, 10-9-10-12, 14. Diagram shows fret positions for each string.

18

Measure 18: TAB notation for six strings. Treble clef: 0-0, 0, 2-3, 2-2, 0-3-3, 3-5-7, 7, 2-2, 2-2. Bass clef: 15, 2, 2, 0, 0, 0, 0, 3-2, 2. Diagram shows fret positions for each string.

27

Measure 27: TAB notation for six strings. Treble clef: 2-0, 0, 0, 3-3, 0, 0, 3, 0-2, 0. Bass clef: 1, 1, 6, 0, 1, 0, 0-1, 1. Diagram shows fret positions for each string.

# CLII

04.08.2017

6=D 8

8 8

15 8

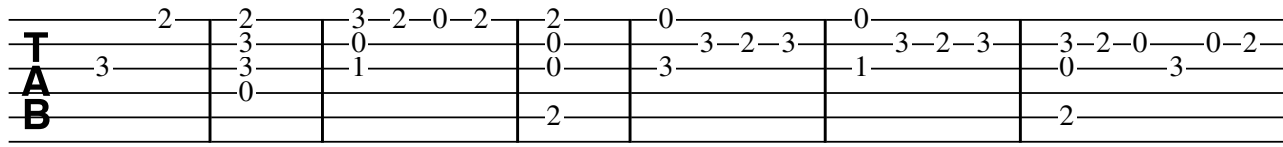
18 8

19 8


# CLII

04.08.2017

6=D




6=D




This system contains the first six measures of the piece. The guitar tablature is written on six lines. The first measure has fret numbers 2, 3, 0, 2, 0, 2 on the strings from top to bottom. The second measure has 3, 3, 0, 2, 0, 2. The third measure has 3, 2, 0, 2, 0, 2. The fourth measure has 2, 0, 3, 2, 3, 0. The fifth measure has 0, 3, 2, 3, 0, 2. The sixth measure has 3, 2, 0, 0, 2, 3. The rhythm notation below shows a dotted quarter note, a quarter note, and a half note in the first measure, followed by eighth notes in subsequent measures. A '6=D' indicates a D major barre at the sixth fret.

8

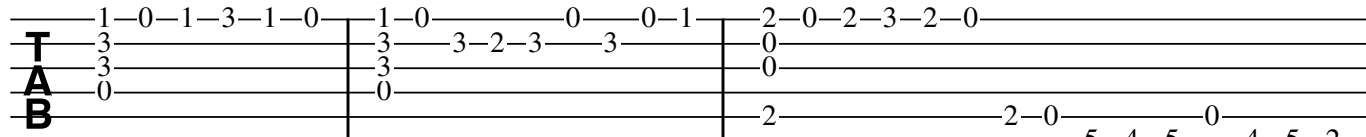


8

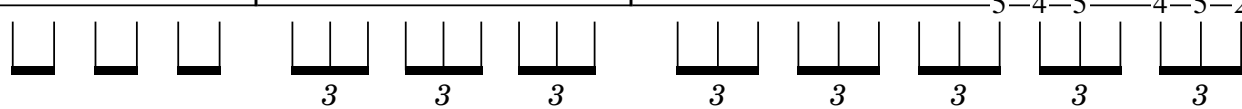


This system contains measures 7 through 14. The guitar tablature shows a sequence of notes with fret numbers: 2, 0, 2, 3, 0, 2, 3, 7, 6, 0, 5, 8, 9, 10, 0, 13, 10, 11, 0, 8, 5, 6, 0, 5, 2, 3, 0, 0. The rhythm notation consists of eighth notes throughout. A '6=D' barre is present at the beginning of the system.

15

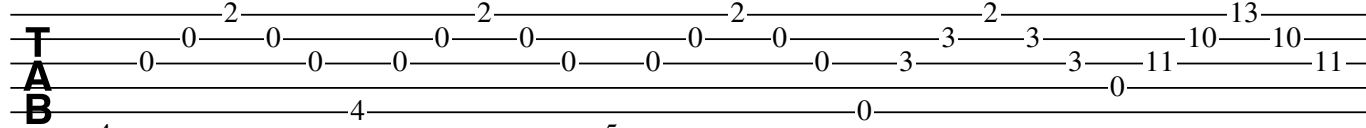


15

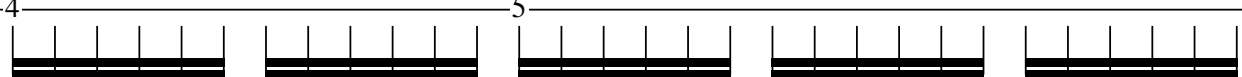


This system contains measures 15 through 17. The guitar tablature features a complex sequence of notes with fret numbers: 1, 0, 1, 3, 1, 0, 1, 0, 3, 2, 3, 3, 2, 0, 2, 3, 2, 0, 5, 4, 5, 0, 4, 5, 2. The rhythm notation includes eighth notes and quarter notes. A '6=D' barre is present at the beginning of the system.

18

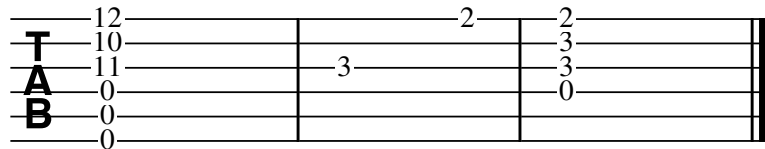


18




This system contains measures 18 through 22. The guitar tablature shows a sequence of notes with fret numbers: 2, 0, 0, 0, 2, 0, 0, 0, 0, 0, 0, 3, 3, 3, 0, 13, 10, 10, 11. The rhythm notation consists of eighth notes. A '6=D' barre is present at the beginning of the system.

19





19



This system contains the final three measures. The guitar tablature has fret numbers: 12, 10, 11, 0, 0, 0, 2, 3, 3, 0. The rhythm notation shows a quarter note, a dotted quarter note, a quarter note, and a quarter note. A '6=D' barre is present at the beginning of the system.

# CLIII

02.08.2017



# CLIII

02.08.2017

**TAB**

0 | 2-2 | 3-2-0 | 3-2-3 | 0-2 | 3-2 | 2-2 | 3-2-0 | 3-2-0 | 0-2 | 3

0 | | | | | 0 | | 5 | 0 | 3

Diagram 1: A guitar tablature system consisting of three staves. The top staff is labeled 'TAB' and contains ten measures of music with fret numbers: 0, 2-2, 3-2-0, 3-2-3, 0-2, 3-2, 2-2, 3-2-0, 3-2-0, and 0-2. The middle staff contains fret numbers: 0, blank, blank, blank, blank, 0, blank, 5, 0, and 3. The bottom staff contains rhythmic notation: a quarter note, a quarter note, a quarter note, a quarter note, a quarter note, a quarter note, a quarter note, a quarter note, a quarter note, and a quarter note.

10

**TAB**

3-2 | 0 | 1-0-3 | 0-2-3 | 2-3-2 | 3-2-0-0-2 | 2-0 | 3-2-0

5 | 3 | 0 | 0 | 1-0-3 | 0-2-3 | 0 | 0 | 3 | 0-2 | 0 | 3-2-0

2 | 3-2 | 3 | 2-0-2 | 2 | 0

Diagram 2: A guitar tablature system consisting of three staves. The top staff is labeled 'TAB' and contains eight measures of music with fret numbers: 3-2, 0, 1-0-3, 0-2-3, 2-3-2, 3-2-0-0-2, 2-0, and 3-2-0. The middle staff contains fret numbers: 5, 3, 0, 0, 1-0-3, 0-2-3, 0, 0, 3, 0-2, 0, and 3-2-0. The bottom staff contains fret numbers: 2, 3-2, 3, 2-0-2, 2, and 0. Below the staves are fretboard diagrams for each measure.

17

**TAB**

2-0 | 2-3-2-0-0 | 0-2-0 | 0 | 3-2-3-2-3 | 0-3-2-3 | 0-3-2-3-0-2 | 3-2-3-0-2-3 | 0

0 | 0 | 0 | 0 | 0 | 0 | 0 | 0

3 | 2 | 2 | 2

Diagram 3: A guitar tablature system consisting of three staves. The top staff is labeled 'TAB' and contains eight measures of music with fret numbers: 2-0, 2-3-2-0-0, 0-2-0, 0, 3-2-3-2-3, 0-3-2-3, 0-3-2-3-0-2, 3-2-3-0-2-3, and 0. The middle staff contains fret numbers: 0, 0, 0, 0, 0, 0, 0, and 0. The bottom staff contains fret numbers: 3, 2, 2, and 2. Below the staves are fretboard diagrams for each measure.

21

**TAB**

2-3-2-0-2-0 | 0 | 10-10 | 9-7-6 | 2 | 7 | 0

0 | 3 | 0 | 0 | 0 | 0 | 8

8 | 9 | 9 | 2-0-2 | 3-2-6 | 7

Diagram 4: A guitar tablature system consisting of three staves. The top staff is labeled 'TAB' and contains six measures of music with fret numbers: 2-3-2-0-2-0, 0, 10-10, 9-7-6, 2, and 7. The middle staff contains fret numbers: 0, 3, 0, 0, 0, and 0. The bottom staff contains fret numbers: 8, 9, 9, 2-0-2, 3-2-6, and 7. Below the staves are fretboard diagrams for each measure.

# CLIV

03.08.2017

8

5

8

8

11

8

16

8

Harm12

20

8

H12

H7

24

8

3

3



# CLIV

03.08.2017

5

TAB

8

TAB

11

TAB

14

TAB

17

TAB

22

(Harm12) H12 H7

TAB

# CLV

10.08.2017

Musical staff 1, measures 1-5. Treble clef, key signature of one sharp (F#). The staff contains a melody with eighth and quarter notes, and a bass line with eighth and quarter notes. A fermata is placed over the final measure.

6

Musical staff 2, measures 6-11. Treble clef, key signature of one sharp (F#). The staff contains a melody with eighth and quarter notes, and a bass line with eighth and quarter notes.

12

Musical staff 3, measures 12-15. Treble clef, key signature of one sharp (F#). The staff contains a melody with eighth and quarter notes, and a bass line with eighth and quarter notes.

16

Musical staff 4, measures 16-18. Treble clef, key signature of one sharp (F#). The staff contains a melody with eighth and quarter notes, and a bass line with eighth and quarter notes.

19

Musical staff 5, measures 19-22. Treble clef, key signature of one sharp (F#). The staff contains a melody with eighth and quarter notes, and a bass line with eighth and quarter notes. A fermata is placed over the final measure.

23

Musical staff 6, measures 23-25. Treble clef, key signature of one sharp (F#). The staff contains a melody with eighth and quarter notes, and a bass line with eighth and quarter notes. A fermata is placed over the final measure.

# CLV

10.08.2017

0-0-2 | 3-2-3-5-3-2 | 2 | 0-0 | 3-2-3 | 0-1

T  
A  
B

Detailed description: This block contains the first five measures of a guitar piece. The notation is written on a six-line staff. Measure 1: Treble clef, notes 0, 0, 2. Bass clef, note 2. Measure 2: Treble clef, notes 3, 2, 3, 5, 3, 2. Bass clef, note 1. Measure 3: Treble clef, note 2. Bass clef, notes 2, 0, 2, 3, 2, 0. Measure 4: Treble clef, notes 0, 0. Bass clef, notes 2, 2, 0. Measure 5: Treble clef, notes 3, 2, 3. Bass clef, notes 2, 2. Measure 6: Treble clef, notes 0, 1. Bass clef, notes 0, 1. Vertical bar lines are present at the end of each measure. Below the staff are vertical tick marks indicating fret positions.

6

2-0-2 | 2 | 2 | 0-2-2 | 3-2-0 | 3-2-3 | 0-2-2

T  
A  
B

Detailed description: This block contains measures 6 through 11. Measure 6: Treble clef, notes 2, 0, 2. Bass clef, note 2. Measure 7: Treble clef, notes 0, 2, 2. Bass clef, notes 2, 2, 0. Measure 8: Treble clef, notes 2, 2. Bass clef, notes 3, 3, 2. Measure 9: Treble clef, notes 0, 2, 2. Bass clef, notes 0, 2. Measure 10: Treble clef, notes 3, 2, 0. Bass clef, note 2. Measure 11: Treble clef, notes 3, 2, 3. Bass clef, note 2. Measure 12: Treble clef, notes 0, 2, 2. Bass clef, note 2. Vertical bar lines are present at the end of each measure. Below the staff are vertical tick marks indicating fret positions.

12

3-2 | 0-2-3 | 0-2-3 | 5-3-2-3-3-2-0-2 | 5-3-5-7-10-9-7-9 | 0

T  
A  
B

Detailed description: This block contains measures 12 through 15. Measure 12: Treble clef, notes 3, 2. Bass clef, note 2. Measure 13: Treble clef, notes 0, 2, 3. Bass clef, note 2. Measure 14: Treble clef, notes 0, 2, 3. Bass clef, note 2. Measure 15: Treble clef, notes 5, 3, 2, 3, 3, 2, 0, 2. Bass clef, note 2. Measure 16: Treble clef, notes 5, 3, 5, 7, 10, 9, 7, 9. Bass clef, note 0. Measure 17: Treble clef, note 0. Bass clef, note 0. Vertical bar lines are present at the end of each measure. Below the staff are vertical tick marks indicating fret positions.

16

9 | 9 | 9 | 10-9-7-9-9-7-6-7 | 7 | 0

T  
A  
B

Detailed description: This block contains measures 16 through 20. Measure 16: Treble clef, note 9. Bass clef, notes 9, 8. Measure 17: Treble clef, note 9. Bass clef, notes 9, 8. Measure 18: Treble clef, note 9. Bass clef, notes 8, 7. Measure 19: Treble clef, notes 10, 9, 7, 9, 9, 7, 6, 7. Bass clef, notes 8, 8. Measure 20: Treble clef, note 7. Bass clef, notes 7, 6, 7. Measure 21: Treble clef, note 0. Bass clef, note 6. Vertical bar lines are present at the end of each measure. Below the staff are vertical tick marks indicating fret positions.

21

7-5-4 | 5-4-2 | 2-0-2-4-2-0 | 2-4 | 0 | 0 | 0 | 2 | 2 | 2 | 2 | 0

T  
A  
B

Detailed description: This block contains measures 21 through 25. Measure 21: Treble clef, notes 7, 5, 4. Bass clef, note 7. Measure 22: Treble clef, notes 5, 4, 2. Bass clef, note 2. Measure 23: Treble clef, notes 2, 0, 2, 4, 2, 0. Bass clef, note 2. Measure 24: Treble clef, notes 2, 4. Bass clef, note 2. Measure 25: Treble clef, note 0. Bass clef, note 0. Measure 26: Treble clef, note 0. Bass clef, note 0. Measure 27: Treble clef, note 2. Bass clef, note 2. Measure 28: Treble clef, note 2. Bass clef, note 2. Measure 29: Treble clef, note 2. Bass clef, note 2. Measure 30: Treble clef, note 0. Bass clef, note 0. Vertical bar lines are present at the end of each measure. Below the staff are vertical tick marks indicating fret positions.

# CLVI

11.08.2017

The first system of music consists of a single staff in treble clef with a key signature of two sharps (F# and C#). The music begins with a treble clef and a common time signature 'C'. The melody starts with a dotted quarter note on G4, followed by eighth notes on A4 and B4. The bass line starts with a dotted quarter note on G3, followed by eighth notes on F3 and E3. The system concludes with a double bar line.

The second system of music continues the piece. It begins with a treble clef and a common time signature 'C'. The melody continues with eighth notes on A4 and B4, followed by a dotted quarter note on C5. The bass line continues with eighth notes on F3 and E3, followed by a dotted quarter note on D3. The system concludes with a double bar line.

The third system of music continues the piece. It begins with a treble clef and a common time signature 'C'. The melody consists of eighth notes on A4, B4, and C5. The bass line consists of eighth notes on F3, E3, and D3. The system concludes with a double bar line.

The fourth system of music continues the piece. It begins with a treble clef and a common time signature 'C'. The melody consists of eighth notes on A4, B4, and C5. The bass line consists of eighth notes on F3, E3, and D3. The system concludes with a double bar line.

# CLVI

11.08.2017

7-5-3 | 5-3-2 | 3-2-0 | 10-9-7 | 9-7-6 | 7-5-3 | 5-3-2 | 3-2-0

TAB

Detailed description: This block contains the first eight measures of the piece. The notation is written on a six-line staff. The top line (treble clef) contains the fret numbers: 7-5-3, 5-3-2, 3-2-0, 10-9-7, 9-7-6, 7-5-3, 5-3-2, and 3-2-0. The second line (bass clef) contains the fret numbers: 0, 0, 0, 0, 0, 0, 0, and 0. Below the staff are eight fingering diagrams, each showing a single note on a string with a dot above it indicating the finger used (1-3).

9

10-9-7 | 9-7-6 | 7-6-7-9 | 5-3-5-7 | 3-2-0-0-2 | 2-0-0-0-0 | 0-0-0-0-0 | 0-0-0-0-0

TAB

Detailed description: This block contains measures 9 through 16. The notation is on a six-line staff. The top line (treble clef) contains: 10-9-7, 9-7-6, 7-6-7-9, 5-3-5-7, 3-2-0-0-2, 2-0-0-0-0, 0-0-0-0-0, and 0-0-0-0-0. The second line (bass clef) contains: 0, 0, 0, 0, 3, 0, 0, 0. The third line (bass clef) contains: 0, 0, 0, 0, 0, 2, 2, 3. Below the staff are eight fingering diagrams showing various note groupings and fingerings (dots above notes).

17

0-3-7 | 0-0-0 | 0-0-0 | 0-0-0 | 0-0-0 | 0-0-0 | 0-0-0 | 0-0-0 | 0-0-0

TAB

Detailed description: This block contains measures 17 through 25. The notation is on a six-line staff. The top line (treble clef) contains: 0-3-7, 0-0-0, 0-0-0, 0-0-0, 0-0-0, 0-0-0, 0-0-0, 0-0-0, and 0-0-0. The second line (bass clef) contains: 0, 0, 0, 0, 0, 0, 0, 0, 0. The third line (bass clef) contains: 5, 7, 9, 10, 9, 12, 14, 15, 14. Below the staff are nine fingering diagrams showing various note groupings and fingerings (dots above notes).

26

2-0-3 | 0-3-2 | 3-2-0 | 2-0-4 | 0-2-3 | 0-2-3 | 2-0-0-0-0 | 2-0-0-0-0

TAB

Detailed description: This block contains measures 26 through 32. The notation is on a six-line staff. The top line (treble clef) contains: 2-0-3, 0-3-2, 3-2-0, 2-0-4, 0-2-3, 0-2-3, 2-0-0-0-0, and 2-0-0-0-0. The second line (bass clef) contains: 2, 2, 2, 2, 0, 0, 0, 0. The third line (bass clef) contains: 2, 2, 2, 2, 3, 3, 2, 2. Below the staff are eight fingering diagrams showing various note groupings and fingerings (dots above notes).

# CLVII

11.08.2017

6=D

8

8

13

8

# CLVII

11.08.2017

6=D

6=D

This block shows a guitar TAB for a measure labeled "6=D". It consists of three staves: the top staff for the treble clef, the middle for the bass clef, and the bottom for the bass clef. The treble staff has notes 3, 2, 7, 5, 10, 9, 7, 5 across eight measures. The bass staff has notes 0, 0, 0, 0, 0, 0, 0, 0. The bottom staff has vertical bar lines for each measure. The text "6=D" is written to the left of the first measure.

9

9

This block shows a guitar TAB for a measure labeled "9". It consists of three staves. The treble staff has notes 2-0, 3-2-3, 2-3-5-3-2-0, 10, 9-7, 10-8-7, 10, 3-0-2-3-5-3. The bass staff has notes 0, 0, 0, 0, 0, 0, 0, 0. The bottom staff has vertical bar lines for each measure. The text "9" is written to the left of the first measure.

14

14

This block shows a guitar TAB for a measure labeled "14". It consists of three staves. The treble staff has notes 3-2-0, 3, 2-0, 3-2-3-2-0-2, 2, 3, 5, 7, 9, 10, 7, 8. The bass staff has notes 0, 0, 0, 0, 0, 0, 0, 0. The bottom staff has vertical bar lines for each measure. The text "14" is written to the left of the first measure.

# CLVIII

12.08.2017

8

8

11

15

18

21

30

The musical score is presented in seven systems. Each system begins with a measure number (8, 11, 15, 18, 21, 30) and a treble clef. The key signature is two sharps (F# and C#). The notation includes various rhythmic values such as eighth and sixteenth notes, as well as rests and accidentals. The music is written in a single staff per system, with a focus on melodic and rhythmic development.



2

35

8

40

Harm12

8

44

Harm5

8

47

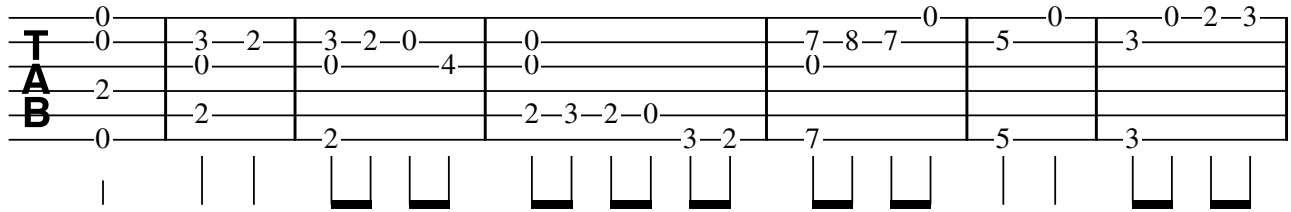
p.

8

# CLVIII

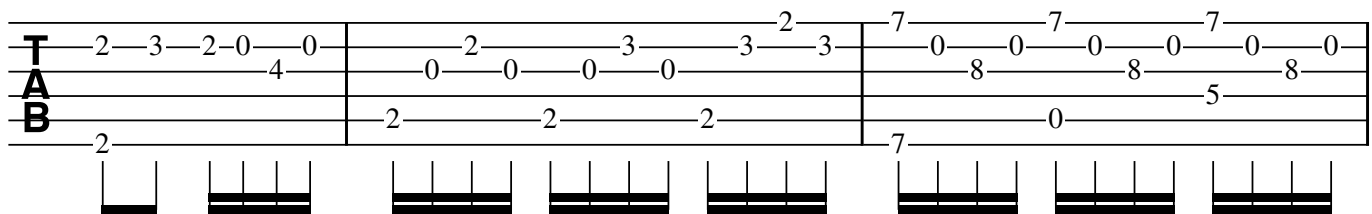
12.08.2017

8



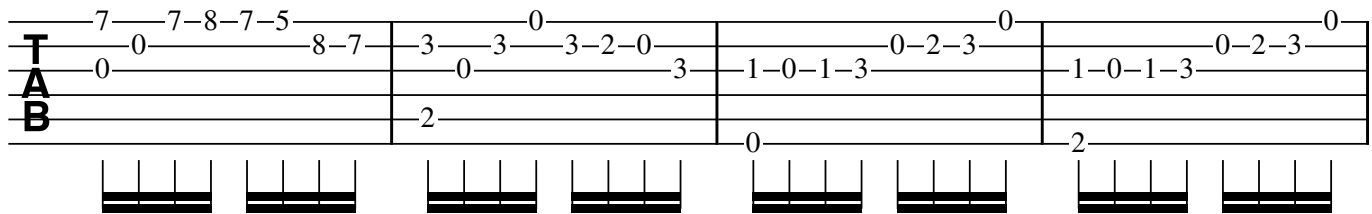
System 1: Four measures of guitar tablature. The top staff (T) contains fret numbers: 0, 3-2, 3-2-0, 0, 7-8-7, 0, 5, 0, 3, 0-2-3. The middle staff (A) contains: 0, 0, 0, 4, 0, 0, 0, 0, 0, 0. The bottom staff (B) contains: 2, 2, 2, 2-3-2-0, 3-2, 7, 5, 3. Vertical bar lines are present at the end of each measure.

8



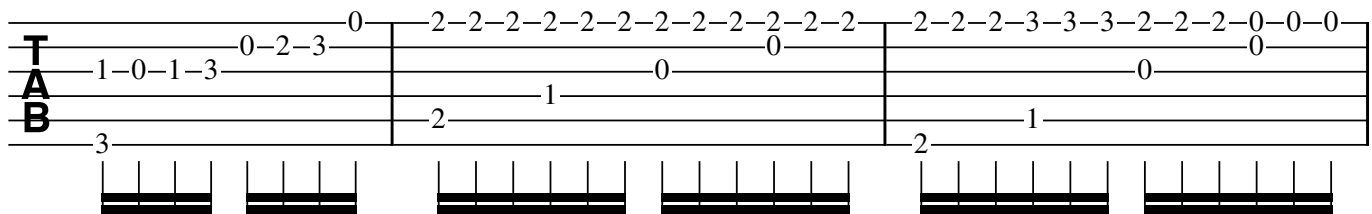
System 2: Four measures of guitar tablature. The top staff (T) contains: 2-3-2-0, 0, 2, 0, 3, 3, 2, 3, 7, 0, 0, 7, 0, 0, 7, 0, 0. The middle staff (A) contains: 4, 0, 0, 0, 0, 0, 3, 3, 8, 0, 8, 5, 8. The bottom staff (B) contains: 2, 2, 2, 2, 7, 0. Vertical bar lines are present at the end of each measure.

11



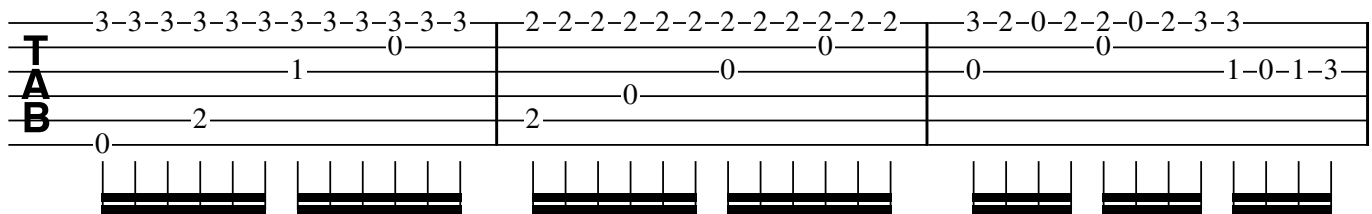
System 3: Four measures of guitar tablature. The top staff (T) contains: 7, 0, 7-8-7-5, 8-7, 3, 0, 3, 3-2-0, 3, 1-0-1-3, 0-2-3, 0, 1-0-1-3, 0-2-3, 0. The middle staff (A) contains: 0, 0, 0, 3, 1-0-1-3, 0-2-3, 1-0-1-3. The bottom staff (B) contains: 2, 2, 0, 2. Vertical bar lines are present at the end of each measure.

15



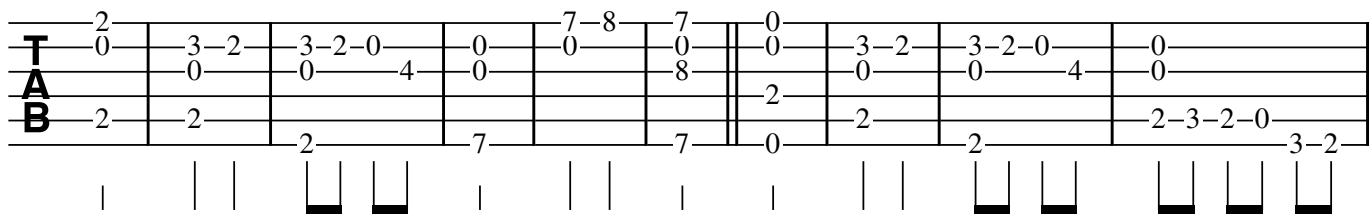
System 4: Four measures of guitar tablature. The top staff (T) contains: 0-2-3, 0, 2-2-2-2-2-2-2-2-2-2-2-2, 2-2-2-3-3-3-2-2-2-0-0-0. The middle staff (A) contains: 1-0-1-3, 0, 0, 0. The bottom staff (B) contains: 3, 2, 1, 2. Vertical bar lines are present at the end of each measure.

18



System 5: Four measures of guitar tablature. The top staff (T) contains: 3-3-3-3-3-3-3-3-3-3-3-3, 2-2-2-2-2-2-2-2-2-2, 3-2-0-2-2-0-2-3-3. The middle staff (A) contains: 1, 0, 0, 0, 0, 1-0-1-3. The bottom staff (B) contains: 0, 2, 2, 0. Vertical bar lines are present at the end of each measure.

21



System 6: Four measures of guitar tablature. The top staff (T) contains: 2, 0, 3-2, 3-2-0, 0, 0, 7-8, 7, 0, 0, 3-2, 3-2-0, 0, 0. The middle staff (A) contains: 0, 0, 0, 4, 0, 0, 8, 0, 0, 0, 0, 4, 0. The bottom staff (B) contains: 2, 2, 2, 7, 7, 0, 2, 2, 2-3-2-0, 3-2. Vertical bar lines are present at the end of each measure.

2

31

TAB  
 1-3-0-2-3-0 | 2-2-2-2-2-2 | 3-3-3-3-3-3 | 2-2-2-2-2-2  
 3-0-0-0-0-0 | 0-0-0-0-0-0 | 1-1-1-1-1-1 | 0-0-0-0-0-0  
 0-0-0-0-0-0 | 0-0-0-0-0-0 | 2-2-2-2-2-2 | 2-2-2-2-2-2

35

TAB  
 2-2-2-2-2-2 | 2-0-0-3 | 3-2-0 | 5-4-2 | 4-2-6  
 1-1-1-1-1-1 | 0-0-0-0-0-0 | 0-0-0-0-0-0 | 2-2-2-2-2-2 | 2-2-2-2-2-2  
 2-2-2-2-2-2 | 2-2-2-2-2-2 | 2-2-2-2-2-2 | 2-2-2-2-2-2 | 2-2-2-2-2-2

40

TAB  
 5-7-9-7-9-10-9 | 7-5-7-8-7 | 2-0-2-2-3-2-0 | Harm12..... | Harm5...  
 7-7-5-0-0-0-0 | 0-0-0-0-0-0 | 0-0-0-0-0-0 | 3-0-0-0-0-0 | 3-2-3-3-2-0  
 0-0-0-0-0-0 | 0-0-0-0-0-0 | 2-2-2-2-2-2 | 2-2-2-2-2-2 | 2-2-2-2-2-2

45

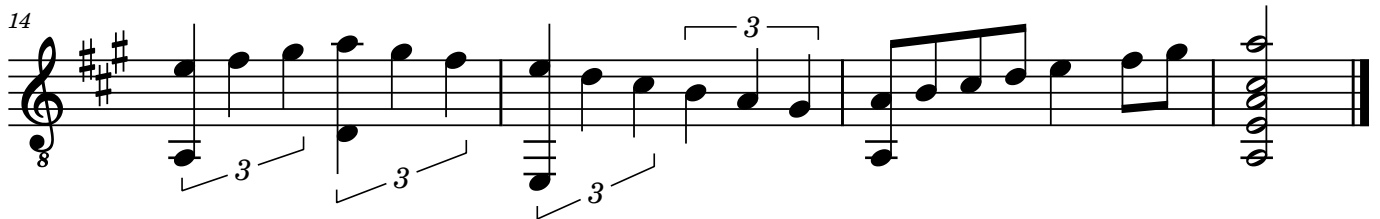


TAB  
 2-3-2-0 | 3-2-3-2-0 | 0-0-0-0-0-0 | 0-0-0-0-0-0  
 0-0-0-0-0-0 | 0-0-0-0-0-0 | 0-0-0-0-0-0 | 0-0-0-0-0-0  
 7-5-3-2 | 7-8-7-5 | 3-5-2-10

49

TAB  
 7-0-8-7

# CLIX

13.08.2017



# CLIX

13.08.2017

0-0-5-4 | 2-0 | 0-2-3 | 0-2-4 | 0 | 3-2 | 2-0

**T** 2 | 3 | 0-2-3 | 2-2-2 | 3 | 3-2

**A** 3 | 3 | 3 | 3 | 3 | 3

**B** 2 | 0 | 0 | 2 | 0 | 0

0

6

0-2-3 | 0-7-9 | 5-9-7-5 | 9-7 | 7-5-7-9-10 | 7-9-10 | 10-9-7 | 10-9-7

**T** 0-2-3 | 0-7-9 | 5-9-7-5 | 9-7 | 7-5-7-9-10 | 7-9-10 | 10-9-7 | 10-9-7

**A** 0 | 5 | 0

**B** 0 | 5 | 0

V

10

0 | 0-2-2-3-2-2 | 2-3-3-3-3-3 | 0-2-3-2

**T** 0 | 0-2-2-3-2-2 | 2-3-3-3-3-3 | 0-2-3-2

**A** 2-4-2-0 | 3-2-3 | 0-3-3-3-3 | 3-2-3

**B** 2-4-2-0 | 4-2 | 0-2 | 0-2-0

14

0-2-4-5-4-2 | 0-3-2-0 | 0-2-3 | 0-2-4 | 5

**T** 0-2-4-5-4-2 | 0-3-2-0 | 0-2-3 | 0-2-4 | 5

**A** 0 | 0 | 3-2 | 3-2 | 3 | 3 | 3 | 3

**B** 0 | 0 | 0 | 0 | 0 | 0 | 0 | 0

3 3 3 3

# CLX

12.08.2017

Musical notation for measures 1-4. The piece is in 8/8 time with a key signature of three sharps (F#, C#, G#). The melody consists of eighth and sixteenth notes, often beamed together. The bass line provides a steady accompaniment with eighth notes.

5

Musical notation for measures 5-8. The melody continues with eighth and sixteenth notes. There are some rests in the bass line during these measures.

10

Musical notation for measures 9-12. The melody features a mix of eighth and sixteenth notes. The bass line has some dotted rhythms.

15

Musical notation for measures 13-16. The melody continues with eighth and sixteenth notes. The bass line has some dotted rhythms.

21

Musical notation for measures 17-20. The melody continues with eighth and sixteenth notes. The bass line has some dotted rhythms. The piece ends with a double bar line.

# CLX

12.08.2017

♯ ♯ ♯ II

TAB

5 ♯ ♯ ♯

TAB

10 ♯ ♯ II

TAB

15

TAB

21

TAB

# CLXI

14.08.2017

6=D 8

3

6

9



# CLXI

14.08.2017

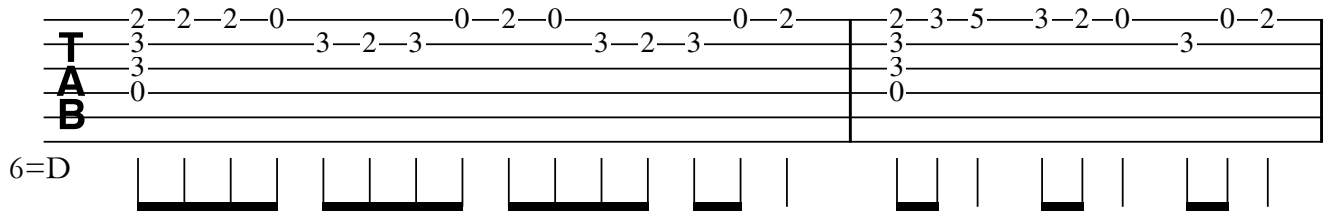
2-2-2-0 0-2-0 0-2 2-3-5-3-2-0 0-2

**T** 3 3-2-3 3-2-3 3 3-2-0 3

**A** 3 3 3

**B** 0 0 0

6=D



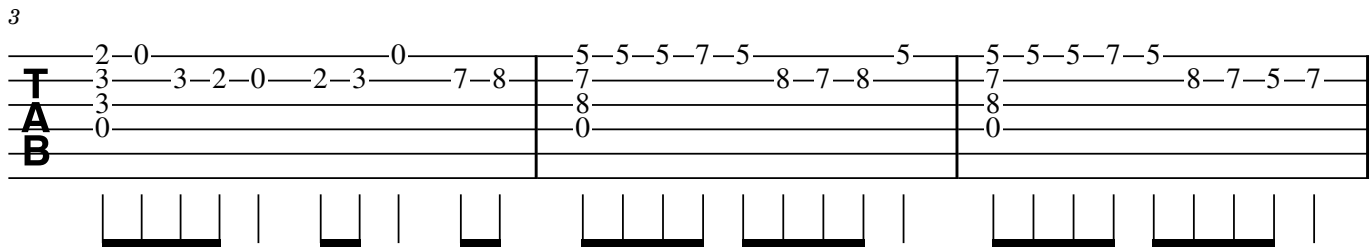
3

2-0 0 5-5-5-7-5 5 5-5-5-7-5

**T** 3 3-2-0-2-3 7-8 7 8-7-8 7 8-7-5-7

**A** 3 3 8 8 8

**B** 0 0 0 0 0



6

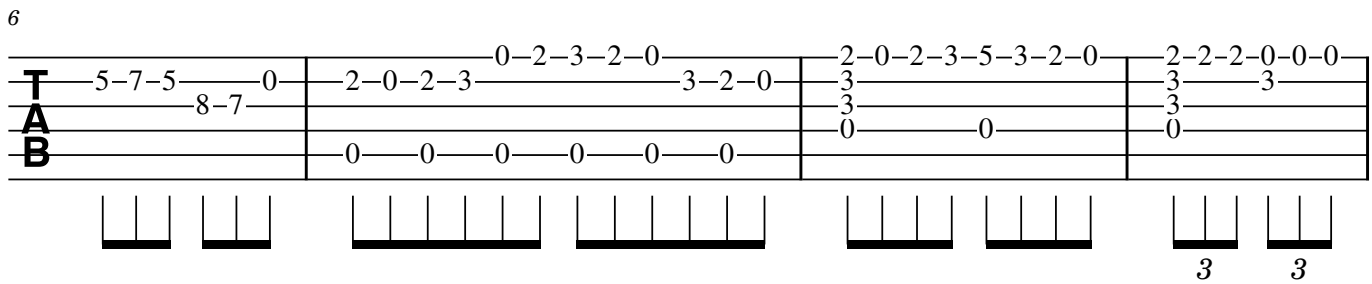
5-7-5 0 0-2-3-2-0 2-0-2-3-5-3-2-0 2-2-2-0-0-0

**T** 8-7 3-2-0 3 3 3 3

**A** 3 3 3 3

**B** 0 0 0 0 0 0 0 0

3 3



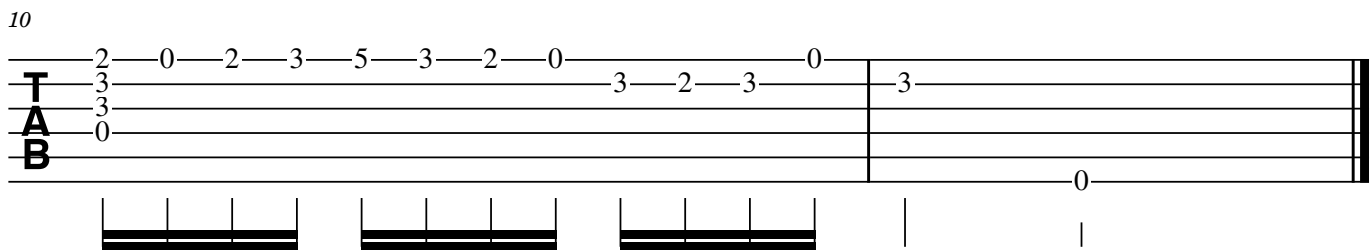
10

2-0-2-3-5-3-2-0 3-2-3 0 3

**T** 3 3 3 3

**A** 3 3 3 3

**B** 0 0 0 0



# CLXII

15.08.2017

8 Allegro moderato

5

10

13

16

20 Adagio

24

Detailed description: This is a musical score for a piano piece. It consists of seven staves of music. The first staff begins with a treble clef, a key signature of two sharps (F# and C#), and a time signature of 8/8. The tempo is marked 'Allegro moderato'. The music is written in a single melodic line with a bass line. The second staff is marked with the number '5'. The third staff is marked with '10'. The fourth staff is marked with '13'. The fifth staff is marked with '16'. The sixth staff is marked with '20' and 'Adagio', indicating a change in tempo. The seventh staff is marked with '24'. The score ends with a double bar line.

2

28

8

32

8

37

8

43

8

48

8

53

8

rit . . . . . Molto adagio

# CLXII

15.08.2017

TAB

Measure 1: Treble clef, 0-2-3, Bass clef, 2-0. Measure 2: Treble clef, 3-2-0, Bass clef, 2-0. Measure 3: Treble clef, 3-2-3-2-0, Bass clef, 2-0. Measure 4: Treble clef, 0-2-3-0-2-2, Bass clef, 2-0.

Allegro moderato

Vertical stems representing rhythmic values for measures 1-4.

5

TAB

Measure 5: Treble clef, 3-2-3, Bass clef, 2-0. Measure 6: Treble clef, 2-0-2, Bass clef, 0-2. Measure 7: Treble clef, 3-2-3-0-2-0, Bass clef, 2-0. Measure 8: Treble clef, 3-2, Bass clef, 7-5-7-3.

Vertical stems representing rhythmic values for measures 5-8.

10

TAB

Measure 9: Treble clef, 0-0, Bass clef, 0-2-3. Measure 10: Treble clef, 2-0-2-3-7-6-7-9, Bass clef, 0-2-4. Measure 11: Treble clef, 0-0, Bass clef, 9-7. Measure 12: Treble clef, 10-9-10, Bass clef, 10-9-7-9. Measure 13: Treble clef, 0, Bass clef, 9-7.

Vertical stems representing rhythmic values for measures 9-13.

14

TAB

Measure 14: Treble clef, 2-2, Bass clef, 4-2. Measure 15: Treble clef, 0-2-0-2, Bass clef, 0. Measure 16: Treble clef, 0-2-0-2, Bass clef, 0. Measure 17: Treble clef, 3-2-2-4, Bass clef, 0.

Vertical stems representing rhythmic values for measures 14-17.

18

TAB

Measure 18: Treble clef, 2-0-3-2, Bass clef, 2-0-2-6. Measure 19: Treble clef, 0, Bass clef, 7. Measure 20: Treble clef, 9-7-6, Bass clef, 7. Measure 21: Treble clef, 7-7-5, Bass clef, 7. Measure 22: Treble clef, 8, Bass clef, 7.

Vertical stems representing rhythmic values for measures 18-22.

Adagio

23

VII

TAB

Measure 23: Treble clef, 7-7-7-7, Bass clef, 8-7-8-10. Measure 24: Treble clef, 7, Bass clef, 7-9. Measure 25: Treble clef, 10-9-7-7-9, Bass clef, 0-11. Measure 26: Treble clef, 7-5, Bass clef, 0-8-7-8-7-5-7.

Vertical stems representing rhythmic values for measures 23-26.

2

27

7 8 7 8 3 0 2 0 2 3

0 0 0 0 0 0 0 0 0 0 0 0 0 0

7 7 0 0 3 3 2

31

3 2 2 0 0 2 2 2 0

0 0 0 0 0 0 0 0 0 0 0 3

2 2 0 0 3 2 2 1 2

37

0 2 0 2 3 0 0 2 3 0 0 2 3 0 0 2 3 5 3 2 0

0 0 3 0 3 0 0 0 0 0 0 0 0 0 0 0 0 0

0 3 2 2 3

43

3 2 0 3 2 3 3 0 2 0 2 3 2 3 5 5 5 5 3 2 0 3 3 3 2 0

2 0 0 0 0 0 0 0 0 0 0 0 0 0 0 0 0 0

2 0 4 0

48

2 2 2 0 3 2 0 0 0 3 2 3 3 3 2 0 0 2 2 3 0 2 0 2 3 0

2 0 3 3 3 2 0 3 0 2 2 3 0 2 0 2 3 0

2 0 3 2 2

53

0 2 3 5 7 6 7 9 10 10 9 7 9 7



3 0 0 0 0 0 0 0 0 0 0 0 0 0

3 0 9 9 6 7

rit . . . . . Molto adagio

# CLXIII

16.08.2017



# CLXIII

16.08.2017

II V III

T  
A  
B

5-5-4-2 | 4-2-4-5-4 | 9-9-7-5 | 7-5-7-9-7 | 5-3-5-7-5 | 4-2-0 | 3-2

2 | 2 | 5 | 5 | 3 | 2-0

4 | 2 | 7 | 5 | 3 | 3-2

2 | 4 | 5 | 7 | 5 |

| | | | | |

7

T  
A  
B

0-0-2-4 | 5

2 | 2

3 | 3

2 | 2

0 | 0

| | | | | .

# Tristans Harpe

for renessanselutt eller gitar solo

2015-2022

**Bok III**

Simen Kjærdsdalen



**Copyright Simen Kjærdsalen 2023**

**ISMN:** 979-0-9005156-2-5

## Garantert menneskelig kunst

Komposisjonene i *Tristans Harpe* er menneskeskapt. Dataverktøy er ikke brukt under noe stadium av tilblivelsesprosessen.



2016 – mars, arbeidsbord. Innføring av *Skjærtorsdagsfantasien* fra *Tristans Harpe I*.

## **Grunnstemming**

1 E (Diskant)

2 H

3 F#

4 D

5 A

6 E (Bass)

Avvik fra dette vil markeres.

# Tristans Harpe

Bok III

# I

15.09.2017

8

5

8

11

15

17

21

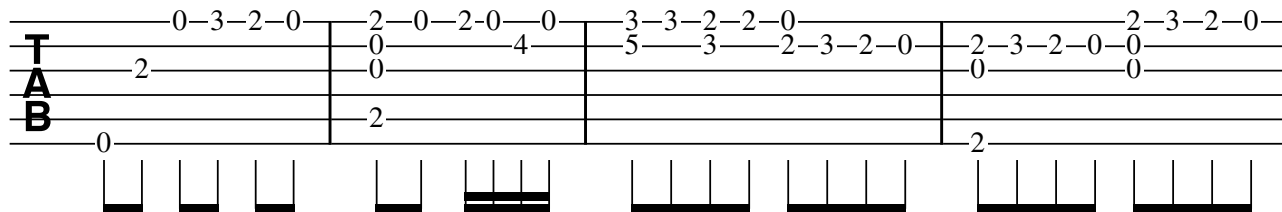
# I

15.09.2017

0-3-2-0 | 2-0-2-0-0 | 3-3-2-2-0 | 2-3-2-0

2 | 0 4 | 5 3 2-3-2-0 | 0 0

0 | 2 | | 2



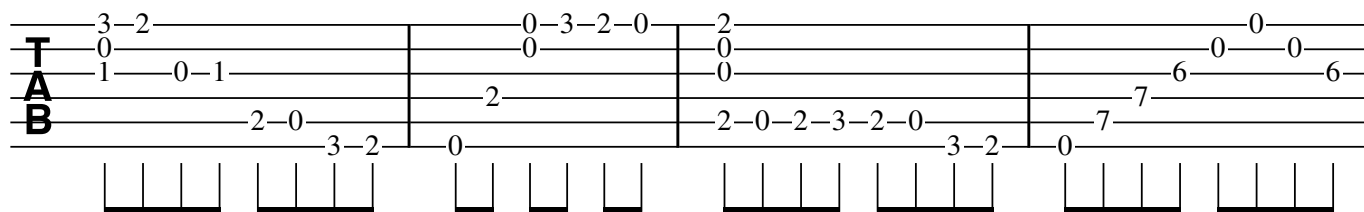
5

3-2 | 0-3-2-0 | 2 | 0

0 | 1-0-1 | 0 | 6 0 0

2-0 | 3-2 | 0 | 2-0-2-3-2-0 | 7 7 | 6 6

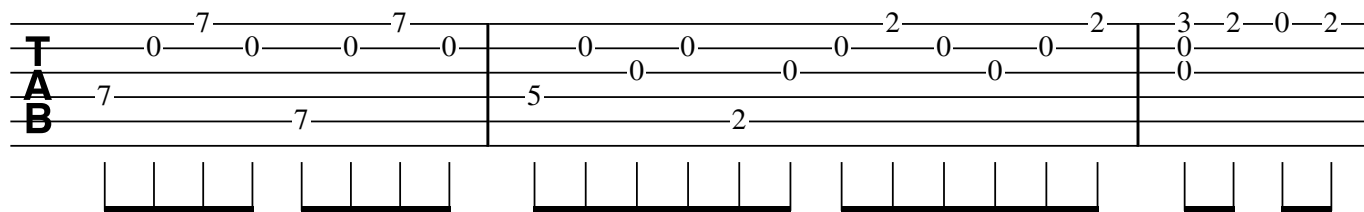
2-0 | 3-2 | 0 | 3-2 | 0



9

0 7 0 0 7 0 | 0 0 0 0 2 0 0 0 2 | 3 2 0 2

7 7 | 5 2 | 0

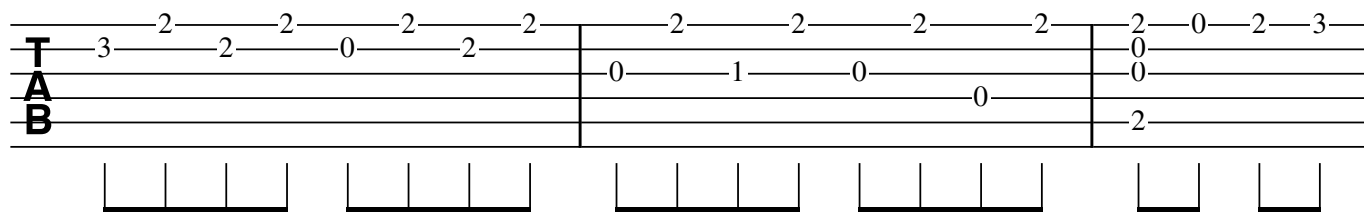


12

3 2 2 2 0 2 2 | 2 2 2 2 | 2 0 2 3

0 1 0 0 | 0

0 | 2

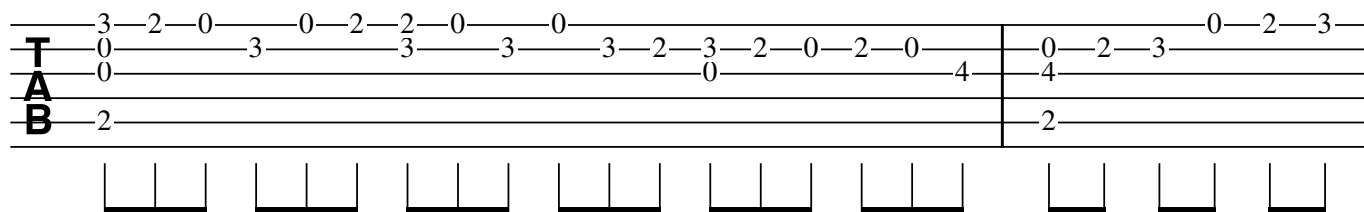


15

3 2 0 3 0 2 2 0 0 | 3 2 3 2 0 2 0 4 | 0 2 3 0 2 3

0 3 3 3 0 2 0 0 4 | 4

2 | 2



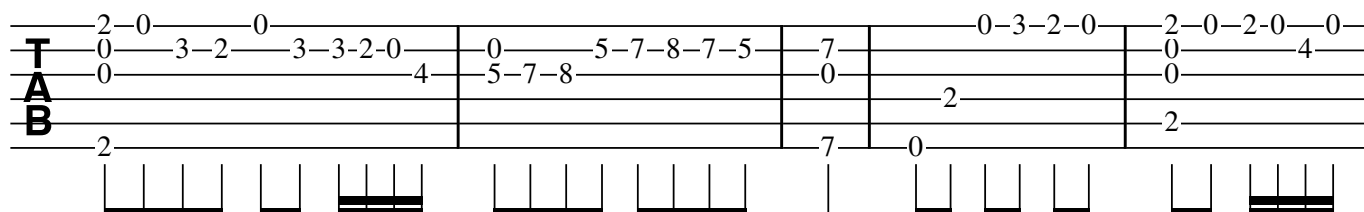
17

2-0-0 | 0-3-2-0 | 0-5-7-8-7-5 | 7 | 0-3-2-0 | 2-0-2-0-0

0 3-2 3-3-2-0 | 0 5-7-8 | 0 | 0 4

0 | 2 | 2

2 | 7 | 0



2

22

**T**  
**A**  
**B**

|   |   |   |   |   |   |   |   |   |   |   |   |
|---|---|---|---|---|---|---|---|---|---|---|---|
| 3 | 3 | 2 | 2 | 0 | 2 | 3 | 2 | 0 | 0 | 0 | 0 |
| 5 | 3 | 2 | 0 |   | 0 | 4 | 0 |   |   | 2 |   |

# II

27.09.2017

8

4

8

15

20

23

26



2

30

Musical notation for a two-staff piece, measures 30-33. The key signature is one sharp (F#) and the time signature is 8/8. Measure 30: Treble clef, F#4 quarter note, G4 quarter note, A4 quarter note, B4 quarter note, C5 quarter note, B4 quarter note, A4 quarter note, G4 quarter note. Bass clef, F#3 quarter note, G3 quarter note, A3 quarter note, B3 quarter note, C4 quarter note, B3 quarter note, A3 quarter note, G3 quarter note. Measure 31: Treble clef, F#4 quarter note, G4 quarter note, A4 quarter note, B4 quarter note, C5 quarter note, B4 quarter note, A4 quarter note. Bass clef, F#3 quarter note, G3 quarter note, A3 quarter note, B3 quarter note, C4 quarter note, B3 quarter note, A3 quarter note. Measure 32: Treble clef, F#4 quarter note, G4 quarter note, A4 quarter note, B4 quarter note, C5 quarter note, B4 quarter note, A4 quarter note. Bass clef, F#3 quarter note, G3 quarter note, A3 quarter note, B3 quarter note, C4 quarter note, B3 quarter note, A3 quarter note. Measure 33: Treble clef, F#4 quarter note, G4 quarter note, A4 quarter note, B4 quarter note, C5 quarter note, B4 quarter note, A4 quarter note. Bass clef, F#3 quarter note, G3 quarter note, A3 quarter note, B3 quarter note, C4 quarter note, B3 quarter note, A3 quarter note. The piece ends with a double bar line and repeat sign.

# II

27.09.2017



5

11

17

22

25

31

2

28


The image shows a guitar tablature (TAB) for a piece labeled '2' at measure 28. The notation is as follows:

- Staff 1 (Treble Clef):** 0 0 | 7 0 | 3 2 0 3 0 | 2 0 0 2 | 2
- Staff 2 (Bass Clef):** 0 0 | 0 | 0 3 | 1 0 2 | 0
- Staff 3 (Bass Clef):** 2 0 0 0 | 7 | 0 2 | 2 | 2

Below the staffs is a rhythmic diagram with vertical stems and horizontal bars. The first three stems have a '3' below them, indicating triplets. The last two stems have a dot above them, indicating dotted rhythms. The piece concludes with a double bar line and a trill symbol (two wavy arrows) above the final note.

# III

04.10.2017




Musical staff 1, starting at measure 8. The key signature is two sharps (F# and C#). The staff contains a sequence of eighth and sixteenth notes, with some beamed sixteenth notes. The melody is primarily in the upper register of the staff.



Musical staff 2, starting at measure 5. The key signature is two sharps (F# and C#). The staff contains a sequence of eighth and sixteenth notes, with some beamed sixteenth notes. The melody continues from the previous staff.



Musical staff 3, starting at measure 11. The key signature is two sharps (F# and C#). The staff contains a sequence of eighth and sixteenth notes, with some beamed sixteenth notes. The melody continues from the previous staff.



Musical staff 4, starting at measure 16. The key signature is two sharps (F# and C#). The staff contains a sequence of eighth and sixteenth notes, with some beamed sixteenth notes. The melody continues from the previous staff. The staff ends with a double bar line and a fermata.

# III

04.10.2017

2-2 3 3 | 3-2-2-0-0 | 3-2-3 0-2-3 | 2-0-2-3 0-2

T  
A  
B

5

0 5-3-2-3 | 3-2-0-3 | 0 3-3-2-0-2 | 3 2-2-3 | 0-2

T  
A  
B

11

0 2-0-2-3-2-0 | 3-2-3 3-2 | 2-0-2-0-0 | 0-8 7-7 8-8

T  
A  
B

16

2 2 2 2 2-0-0 2

T  
A  
B

# IV

01.10.2017

Rasg.

6

3 3

3 3 3 3

10

H5

H12

17

21

# IV

01.10.2017

Rasg.

A guitar TAB system with six strings. The strings are labeled T (top), A, B (bottom) on the left. The notation includes fret numbers (0, 1, 2, 3, 7, 8, 9, 10) and rhythmic markings. A vertical arrow on the left points upwards. Below the strings are vertical tick marks indicating fret positions.

6

A guitar TAB system with six strings. The strings are labeled T, A, B on the left. The notation includes fret numbers (0, 2, 3, 5, 7, 8, 10) and rhythmic markings. Below the strings are vertical tick marks and some numbers (3, 3, 3, 3, 3, 3) indicating fret positions.

11

H12 H5

A guitar TAB system with six strings. The strings are labeled T, A, B on the left. The notation includes fret numbers (0, 6, 7, 8, 9, 10) and rhythmic markings. Above the strings are the labels H12 and H5. Below the strings are vertical tick marks.

19

A guitar TAB system with six strings. The strings are labeled T, A, B on the left. The notation includes fret numbers (0, 2, 3, 5, 7, 9, 10, 12) and rhythmic markings. Below the strings are vertical tick marks.

# V

02.10.2017

Musical staff 1, measures 1-5. Treble clef, key signature of three sharps (F#, C#, G#), 8/8 time signature. The melody consists of eighth and sixteenth notes, with a descending line in the final measure.

Musical staff 2, measures 6-9. Treble clef, key signature of three sharps, 8/8 time signature. The melody continues with eighth and sixteenth notes, featuring a trill-like figure in measure 7.

Musical staff 3, measures 10-14. Treble clef, key signature of three sharps, 8/8 time signature. The melody continues with eighth and sixteenth notes, showing a steady rhythmic pattern.

Musical staff 4, measures 15-20. Treble clef, key signature of three sharps, 8/8 time signature. The melody continues with eighth and sixteenth notes, maintaining the rhythmic flow.

Musical staff 5, measures 21-26. Treble clef, key signature of three sharps, 8/8 time signature. The melody continues with eighth and sixteenth notes. Measure 26 features a trill (tr) over a dotted quarter note.

Musical staff 6, measures 27-28. Treble clef, key signature of three sharps, 8/8 time signature. The staff ends with a double bar line and a final chord consisting of a dotted quarter note and an eighth note.



# V

02.10.2017

5-4 | 5-0 | 3-2-3-2 | 0-0-2-3 | 0-2-4 | 5-0 | 3-2-3-2 | 0 | 3-2

T  
A  
B

6 *tr* *tr*

0-2-0-2-3 | 3-2-3 | 0-2-4-5 | 5-4-2-0 | 3-2-0 | 5-5-9 | 2 | 3

T  
A  
B

10

10-9-7-9-7 | 10-9-7 | 10-9-7 | 9-10-7-9 | 10-10-10 | 7 | 9-9-9-10 | 9-9-9-7 | 10

T  
A  
B

16

10-9-10 | 10-9-10 | 9-9-10-9 | 7-7-9-7 | 10-9-7-9 | 7-5 | 5-4 | 5-0 | 3-2-3-2

T  
A  
B



23 *tr*

0-2-4 | 5-0 | 3-2-3-2 | 0 | 3 | 2 | 2 | 0 | 0

T  
A  
B

# VI

02.10.2017



# VI

02.10.2017

♯

2-2-3 | 5-5-3-2 | 3-2-0-2-0 | 0-2 | 3-2-3 | 2-0-2-3 | 0

T  
A  
B

0

Diagram showing fret positions for measures 1-3. Measure 1: 2-2-3. Measure 2: 5-5-3-2. Measure 3: 3-2-0-2-0. Measure 4: 0-2. Measure 5: 3-2-3. Measure 6: 2-0-2-3. Measure 7: 0. Includes a wavy line above the staff in measures 3, 5, and 7.

6

0-2-3 | 5-5-10-9 | 7-6-7-9 | 10-9-7-9-7-6 | 5-5-3-2

T  
A  
B

3

0

Diagram showing fret positions for measures 4-6. Measure 4: 0-2-3. Measure 5: 5-5-10-9. Measure 6: 7-6-7-9. Measure 7: 10-9-7-9-7-6. Measure 8: 5-5-3-2. Includes a wavy line above the staff in measure 6.

11

♯

3-2-3-5-3 | 2-0 | 3-2-3 | 0 | 2-2-3 | 5-5-9 | 10

T  
A  
B

0

0

Diagram showing fret positions for measures 7-9. Measure 7: 3-2-3-5-3. Measure 8: 2-0. Measure 9: 3-2-3. Measure 10: 0. Measure 11: 2-2-3. Measure 12: 5-5-9. Measure 13: 10. Includes a wavy line above the staff in measure 7 and a double bar line at the end of measure 13.

# VII

03.10.2017

The image displays a musical score for a piece titled "VII", dated "03.10.2017". The score is written for a single melodic line on a treble clef staff, with an 8-measure rest indicated at the beginning of each system. The key signature consists of three sharps (F#, C#, G#), and the time signature is 3/8. The score is divided into six systems, with measure numbers 5, 9, 13, 17, and 22 marking the start of each system. The notation includes various rhythmic values such as eighth and sixteenth notes, as well as rests. The piece concludes with a double bar line and a repeat sign.

# VII

03.10.2017

0 0 5 4 | 4 2 2 4 2 0 2 | 0 5 10 9 | 9 7 7 9 7 7

TAB 2 5 | 2 2 2 | 3 3 3 | 0 10

B 2 0 | 0 2 2 | 0 0

5

5 2 2 5 4 | 4 2 2 4 2 0 2 | 0 0 2 4 4 2 | 0 7 7 5

TAB 3 3 | 2 2 | 0 0 | 2 2 8 7 8

B 2 0 | 2 2 | 0 0

10

5 8 7 5 | 5 8 7 8 | 7 7 10 9 7 9 | 9 7 7 10 9 7 | 7 5 7 8 7 5 3 5

TAB 0 0 | 0 0 | 0 0 | 0 0

B 0 0 | 0 0 | 0 0 | 0 0

15

2 0 2 3 2 0 | 10 10 9 7 | 10 9 10 7 9 10 | 10 9 7 9 | 0 0 5 4

TAB 0 0 | 0 0 | 0 0 | 0 0

B 9 8 | 9 9 | 9 9 | 0 0

20




4 2 2 4 2 0 2 | 0 5 10 9 | 9 7 7 9 7 7 | 5

TAB 5 0 | 2 2 2 | 3 3 3 | 2 2 2 | 0 10 | 2 2 2

B 2 0 | 0 2 2 | 0 0 | 0 0

# VIII

12.10.2017



# VIII

12.10.2017

**T**  
**A**  
**B**

3 0 2 0 0 0 2 0 0 3 0 0 5 3 3 6 3  
1 0 0 0 0 0 0 0 0 0 4 0  
2-0-2 3 2-0-2-3-10-9 2 1

6

**T**  
**A**  
**B**

7 0 5 0 3 0 2 0 3 0 2 0  
6 0 4 0 2 0 0 0 0 0 0 0  
5 3 3 1 2 2 2 2 2 2 2 2

# IX

13.10.2017

The musical score consists of seven staves of music, each beginning with a treble clef, a key signature of one sharp (F#), and a time signature of 8/8. The notation includes various rhythmic values such as eighth and sixteenth notes, rests, and bar lines. The music is written in a single system across the seven staves. The first staff starts with a treble clef, a key signature of one sharp, and a time signature of 8/8. The second staff is marked with a '5' at the beginning. The third staff is marked with a '10' at the beginning. The fourth staff is marked with a '15' at the beginning. The fifth staff is marked with a '20' at the beginning. The sixth staff is marked with a '25' at the beginning. The seventh staff is marked with a '27' at the beginning. The music concludes with a double bar line at the end of the seventh staff.



2

29

Musical notation for measures 29-31. The system consists of a treble clef staff and a bass clef staff. The key signature has two sharps (F# and C#). The time signature is 8/8. The melody in the treble staff features eighth and sixteenth notes, with some beamed sixteenth notes. The bass staff provides a simple accompaniment with quarter notes.

32

Musical notation for measures 32-34. The system consists of a treble clef staff and a bass clef staff. The key signature has two sharps (F# and C#). The time signature is 8/8. The melody in the treble staff continues with eighth and sixteenth notes. The bass staff accompaniment remains simple with quarter notes.

35

Musical notation for measures 35-37. The system consists of a treble clef staff and a bass clef staff. The key signature has two sharps (F# and C#). The time signature is 8/8. The melody in the treble staff continues with eighth and sixteenth notes. The bass staff accompaniment remains simple with quarter notes. The piece concludes with a double bar line.

# IX

13.10.2017

0-2-3 0-2-3 3-2-0 0 2-0-2-3-2-0 3-2 3-2-3 0-2-3

T  
A  
B

2 1 0 2

5

3-2-3 0-2-3 5-5-5-10-9-7 9-7-5 7-5-4 5-4-5-7-5-4 4-5

T  
A  
B

3 0 0 0 0

11

0-2-3-2 5-5-5-3-2-0 3-3-3-2-0 0

T  
A  
B

2 3 0 0 3

16

2-2-2-0-0-2 3 0-2-3 3-2-0-2-3 3-2-0 0 2-0-2-3-2-0-2

T  
A  
B

0 0 1 2 1 0

21

0 0-1-0-0 1-0-1-3 5 0-5-3-2-0-2-3 5-3-2-3 5

T  
A  
B

2 0 0 0 0 0

26

2-3-2-0-7-10-9-7 7-9-10-5-7-8-3-2-0 4 0-7-8-7 7-8-7 10-8

T  
A  
B

0

2

29

**T  
A  
B**

7—8—7—10—8—7—8—0—7—9—10—9—10—7—8—10—7—8—7—8

0—9—10—9—10—0

0

32

**T  
A  
B**

7—8—10—8—7—7—5—7—8—8—7—4—5—7—8—7—10—8—7—8—0—0—0—0—0—10—8—7—8—0—0

8—8—4—5—7—8—7—10—8—7—8—0

0

35

**T  
A  
B**



0—12—13—12—10—7—10—8—7—10—8—7—9—0—0—2—3—2—0—0—0—4—0—1—0

0—9—0—0—0—4—0

0

# X

21.10.2017



# X

21.10.2017

V III

Measure 5: 7-5 | 5 | 8-8-7 | 5-3-1-3 | 0-2 | 2-2 | 2-0 | 2-0 | 3-2 | 2-5-3-2  
Measure 6: 7-5 | 3-0 | 2 | 0 | 0  
Measure 7: 2 | 2 | 2 | 2 | 2 | 2 | 2 | 2  
Measure 8: 2 | 2 | 2 | 2 | 2 | 2 | 2 | 2

7

Measure 9: 10-10-9-7 | 5-5-3-2-0-2 | 2-0-2-3 | 0-2-2 | 2 | 0-2-3-3 | 0-2-2-2-2-2  
Measure 10: 0-0-0 | 0-0 | 0 | 0 | 0 | 0 | 0 | 0 | 0 | 0 | 0 | 0  
Measure 11: 2-2-0-0 | 2-2-0-0 | 2-2-0-0 | 2-2-0-0 | 2-2-0-0 | 2-2-0-0 | 2-2-0-0 | 2-2-0-0  
Measure 12: 2-2-0-0 | 2-2-0-0 | 2-2-0-0 | 2-2-0-0 | 2-2-0-0 | 2-2-0-0 | 2-2-0-0 | 2-2-0-0

12

Measure 13: 2-2-0 | 3-2-0 | 0-2 | 2-0 | 2  
Measure 14: 0-0 | 0-0 | 0-0 | 0-0 | 0-0 | 0-0 | 0-0 | 0-0  
Measure 15: 2-2-0-0 | 2-2-0-0 | 2-2-0-0 | 2-2-0-0 | 2-2-0-0 | 2-2-0-0 | 2-2-0-0 | 2-2-0-0

# XI

20.10.2017

The musical score consists of six staves, each beginning with a treble clef, a key signature of two sharps (F# and C#), and a common time signature of 8. The notation includes various rhythmic values, including eighth and sixteenth notes, and rests. Several measures contain triplets, indicated by a '3' above the notes. The score concludes with a double bar line on the sixth staff.

# XI

20.10.2017

10-10-10-9-7 | 7 | 2-2-2-0-0

TAB 0 | 10-9-10 | 0 | 0 3-2-3

0 | 0 | 0

B 9 | 9-7-4 | 2

4

0-2-2-3-2-0-0 | 2-0-0-0 | 2-3-2-0-0

TAB 2-3 | 3 | 3-2-0-0-2

0 | 0-0-0 | 0-0-4

B 2 | 2 | 2

2 | 2

3 3 3 3 3 3

7

2-2-0-0 | 3-2-3 | 3-2-0-0-2 | 0-0-2-3 | 2-2-0-3-2-4 | 0-2-3-0-2-3

TAB 0 | 4 | 0-0-0 | 0-0-4 | 0-0-0

B 2 | 2 | 2 | 2 | 2

3 3 3 3

12

2-10-10-10-9-7-7-9-9-7-9 | 7-6-7-7-6-7-9

TAB 0 | 10-10-10-9-7-10-11 | 0-0

0 | 0-0 | 0

B 1 | 9 | 2

15

3-2-0-0-2-2-0-0 | 10-10-10-9-7 | 7

TAB 0 | 3-3-2-3-2 | 0-10-9-10 | 0

0 | 0 | 0

B 1 | 8 | 9 | 7

3 3 3 3 3

# XII

19.10.2017

8 Adagio

5

10

16

20

23

25

Langsomt,  
tilbakeholdt



2

31

Musical notation for measures 31-35. The system consists of a treble clef staff and a bass clef staff. The key signature has two sharps (F# and C#). The tempo marking "Grave" is present. The music features a series of chords in the bass and melodic lines in the treble, including some sixteenth-note passages.

36

Musical notation for measures 36-39. The system consists of a treble clef staff and a bass clef staff. The key signature has two sharps. The music continues with chords and melodic lines, including some sixteenth-note passages.

Kraftig 3 3

40

Musical notation for measures 40-43. The system consists of a treble clef staff and a bass clef staff. The key signature has two sharps. The tempo marking "Kraftig" is present. The music features chords and melodic lines, including two triplet markings over chords in measures 41 and 42. A fermata is placed over the final chord of measure 43.

"Salme"

44

Musical notation for measures 44-48. The system consists of a treble clef staff and a bass clef staff. The key signature has two sharps. The music features a melodic line in the treble and chords in the bass, with some eighth-note passages.

49

Musical notation for measures 49-50. The system consists of a treble clef staff and a bass clef staff. The key signature has two sharps. The music features a melodic line in the treble and chords in the bass, ending with a double bar line.

# XII

19.10.2017

7-7-5 5-7-5 0 0-2-3-3-2

0 0 8-7 8 0 5 8 7 5 5 5-3-5-1-3-0 0 0 0 3-2

5 5 5 5 5 5 5 5 5 5 1 0

6 6 6 6 6 6 6 6 6 6 2 2

7 7 7 7 7 7 7 7 7 7 2 2

0 0 0 0 0 0 0 0 0 0 0 0

Adagio

6

2-0 5-4-5 2-3-5 7-7-5 5-7-5 0 10-10-9-7

0 4 0 5 0 0 8-7 8 0 8 7 0 0 10 10

0 0 0 0 0 0 0 0 0 0 0 0 0 10

1 1 1 1 1 1 1 1 1 1 1 1 1 1

2 2 2 2 2 2 2 2 2 2 2 2 2 2

12

7-9-7 10-10-9-7 7-9 7 5 0-2-3 0-2-0

10 0 10 10 9 0 0 0 0 0 0 0 3-2

0 0 0 0 0 0 0 0 0 0 0 0 0 3-2

7-5 7 4 5-1 2

18

0-2-3 0-2-0 3-2 0-2-3 0-2-0 0 2-2 2-2

0 0 0 0 0 0 0 0 0 0 0 0 0 3-3 3-3 3-3

0 0 0 0 0 0 0 0 0 0 0 0 0 1-1-1-1-1-1

3 2 3

22

0-0-2-2-3-3 2-3 2-2-2 2-2-2 2-2-2 2-2-2

0 0 0 0 0 0 0 0 0 0 0 0 0 0 0

0 2

24

2-2-2 2-2-2 2-2-2 2-2-2 2-2-2 2-2-2 2-2-2 2-2-2 2-2-2

0 0 0 0 0 0 0 0 0 0 0 0 0 0 0

0 3 2 7-7

Langsomt,  
tilbakeholdt

2

28

7-7-0-2-4-3-3-2-0-2-0-2-3-2-0

0-0-0-0-5-0-0-1-0-0-0-0-0-3-2

0-6-6-0-0-0-0-0-0-0-0-0-0-0

5-5-5-5-5-5-5-5-5-5-5-5-5-5-5

7-7-7-7-7-7-7-7-7-7-7-7-7-7-7

0-0-0-0-0-0-0-0-0-0-0-0-0-0-0

Grave

35

0-2-3-0-2-0-2-3-2-0-0-0-0-0-2-3-7

0-0-0-0-0-0-0-0-0-0-0-0-0-0-0-5

0-0-0-0-0-0-0-0-0-0-0-0-0-0-0-6

2-2-2-2-2-2-2-2-2-2-2-2-2-2-2-0-0-0-0

39

8-7-7-5-5-10-12-12-12-12-12-12-11-3-1

5-5-5-8-8-7-8-9-10-10-10-10-10-9-1-3

6-6-5-5-7-9-10-11-11-11-11-11-11-10-2-2

0-0-0-0-0-0-0-0-0-0-0-0-0-0-0-0-0-0

Kraftig

3 3

44

"Salme"

7-7-5-5-7-5-7-8-7-9-10-10-10-10-10

0-8-7-8-0-0-8-0-0-0-0-0-0-0-0

5-0-0-0-0-0-0-0-0-0-0-0-0-0-0

5-7-0-0-0-0-0-0-0-0-0-0-0-0-0

10-9

49

0-2-3-0-2-0-2-3-2-0-2

0-0-0-0-0-0-0-0-0-0-0-0-0-0

1-1-1-1-1-1-1-1-1-1-1-1-1-1-1

2-2-2-2-2-2-2-2-2-2-2-2-2-2-2

# XIII

26.10.2017

6=D 8

The first system of music consists of five measures. It begins with a treble clef, a key signature of two sharps (F# and C#), and a common time signature. The melody starts with a quarter rest, followed by a quarter note G4, an eighth note A4, and a quarter note B4. The second measure contains a quarter note C5, a quarter note B4, and a quarter note A4. The third measure features a quarter note G4, a quarter note F#4, and a quarter note E4. The fourth measure has a quarter note D4, a quarter note C4, and a quarter note B3. The fifth measure concludes with a quarter note A3, a quarter note G3, and a quarter note F#3. The bass line consists of a single quarter note D3 in the first measure, followed by quarter notes C3, B2, and A2 in the subsequent measures.

6 8

The second system of music consists of five measures. It begins with a treble clef, a key signature of two sharps (F# and C#), and a common time signature. The melody starts with a quarter note G4, an eighth note A4, and a quarter note B4. The second measure contains a quarter note C5, a quarter note B4, and a quarter note A4. The third measure features a quarter note G4, a quarter note F#4, and a quarter note E4. The fourth measure has a quarter note D4, a quarter note C4, and a quarter note B3. The fifth measure concludes with a quarter note A3, a quarter note G3, and a quarter note F#3. The bass line consists of a single quarter note D3 in the first measure, followed by quarter notes C3, B2, and A2 in the subsequent measures.

11 8

The third system of music consists of five measures. It begins with a treble clef, a key signature of two sharps (F# and C#), and a common time signature. The melody starts with a quarter note G4, an eighth note A4, and a quarter note B4. The second measure contains a quarter note C5, a quarter note B4, and a quarter note A4. The third measure features a quarter note G4, a quarter note F#4, and a quarter note E4. The fourth measure has a quarter note D4, a quarter note C4, and a quarter note B3. The fifth measure concludes with a quarter note A3, a quarter note G3, and a quarter note F#3. The bass line consists of a single quarter note D3 in the first measure, followed by quarter notes C3, B2, and A2 in the subsequent measures.

# XIII

26.10.2017

6=D

|       |       |       |     |     |           |          |     |
|-------|-------|-------|-----|-----|-----------|----------|-----|
| 1-1-3 | 5-6-5 | 8-6-5 | 6-5 | 8-8 | 8-5-6-8-5 | 8-7-8-10 | 7-8 |
| 3     |       |       |     |     |           |          |     |
| 3     |       |       |     |     |           |          |     |
| 0     | 0     | 0     | 0   | 0   | 0         | 0        | 0   |

6

|            |   |           |             |             |     |       |
|------------|---|-----------|-------------|-------------|-----|-------|
| 9-10-9-7-9 | 5 | 3-2-3-0-2 | 2-2-5-5-7-5 | 5           | 7   | 5-7-8 |
| 10         |   |           | 3-7-7       | 5-8-8-7-5-7 | 8-8 | 8     |
| 0          | 0 | 0         | 3-6-6       | 5-5         | 5   | 5     |
| 0          | 0 | 0         | 0-0         | 0           |     | 5     |

12

|    |    |   |   |    |   |
|----|----|---|---|----|---|
| 10 | 10 | 9 | 7 | 11 | 7 |
| 7  | 0  |   |   |    | 0 |
| 8  | 0  |   |   |    | 0 |
| 0  |    |   |   |    | 0 |

# XIV

Kinderszenen

25.10.2017

6=D 8

8

Ad.lib - Cadenza \*

14

Økende intensitet - mot det maniske

17

22

Staccato

27

2

31

\* Utøveren kan evt. lage egen cadenza som peker mot angitte forløsning.  
Strengbending, skurr, ute av tone, arytmske elementer, som illustrerer et barnesinn gått i stykker. Stykket kan også spilles uten cadenza.

# XIV

Kinderszenen

25.10.2017

6=D

8

Ad.lib - Cadenza \*

15

Økende intensitet - mot det maniske

20

26


Staccato

30



**2**

37



|•

\* Utøveren kan evt. lage egen cadenza som peker mot angitte forløsning.  
Strengenebending, skurr, ute av tone, arytmsiske elementer, som illustrerer et barnesinn gått i stykker. Stykket kan også spilles uten cadenza.

# XV

23.10.2017

6=D 8

5 8

9 8

12 8

17 8

21 8

24 8

29

8

34

8

39

8

43

8

46

8

49

8

52

8

58

8

63

Harm12

8

Detailed description: This musical score shows two staves. The top staff is in treble clef with a key signature of two sharps (F# and C#). It begins with a treble clef, a sharp sign, and the number '8' below the staff. The first measure contains a chord with notes G4, A4, B4, and C5. The second measure contains a chord with notes G4, A4, B4, and C5. The third measure contains a chord with notes G4, A4, B4, and C5. The fourth measure contains a chord with notes G4, A4, B4, and C5. The fifth measure contains a chord with notes G4, A4, B4, and C5. The sixth measure contains a chord with notes G4, A4, B4, and C5. The seventh measure contains a chord with notes G4, A4, B4, and C5. The eighth measure contains a chord with notes G4, A4, B4, and C5. The bottom staff is in bass clef with a key signature of two sharps (F# and C#). It begins with a bass clef, a sharp sign, and the number '8' below the staff. The first measure contains a chord with notes G3, A3, B3, and C4. The second measure contains a chord with notes G3, A3, B3, and C4. The third measure contains a chord with notes G3, A3, B3, and C4. The fourth measure contains a chord with notes G3, A3, B3, and C4. The fifth measure contains a chord with notes G3, A3, B3, and C4. The sixth measure contains a chord with notes G3, A3, B3, and C4. The seventh measure contains a chord with notes G3, A3, B3, and C4. The eighth measure contains a chord with notes G3, A3, B3, and C4. The score ends with a double bar line.

# XV

23.10.2017

**T** 2-2-3-2-2-0 | 0-2-0-0 | 2-2-3-2-2-0 | 0-7-7-5 | 0-5  
**A** 3-5-3 | 2-3-3 | 3-3-5-3 | 2-5-8 | 8-7-7-8  
**B** 0 | 2 | 3 | 3-6 | 6-7-8  
 0 | 2 | 0 | 0 | 0

6=D

6

**T** 10-10-8-7-10 | 0-0 | 2-2-3-2-0 | 3-2-0-0-2-2-0-2-3 | 0-2-2-2-3-2-0  
**A** 8-7 | 2-3-2 | 3-2-0-0-2-2-0-2-3 | 3-5  
**B** 9-8 | 2-3 | 0-3-0-3 | 3-5  
 0 | 0 | 2 | 0 | 2 | 0

10

**T** 2-3-2 | 10-10-10-10-10-10-10-10-10-9  
**A** 0-0-0-0-0-0-0-0-0-0-0-0-0-0-0-0-0-0-0-0-0  
**B** 2-0-2 | 9-9-9-9-9-9-9-9-9-8

13

**T** 10-8-5-3-2 | 3-5-2-0-0 | 9-10-7-9 | 1-2-2-3-3-3-3-2-2-0  
**A** 8-6-4-3-2 | 0-3-0 | 0-3 | 2-3-3-3-3-3-3-2-2-0  
**B** 9-6-4-3-2 | 0-3-0 | 0-3 | 2-3-3-3-3-3-3-2-2-0  
 0 | 0 | 0 | 0 | 0 | 0 | 0 | 0 | 0 | 0 | 0 | 0 | 0 | 0 | 0 | 0 | 0 | 0 | 0 | 0

19

**T** 0-2-0-0 | 2-2-10-9 | 10-9-7 | 9-7-10-9-10-9-10-7  
**A** 2-3-3 | 3-3-11 | 10-9-10 | 10-9-10-9-10-7  
**B** 3-3-11 | 0 | 0 | 0 | 0 | 0 | 0 | 0 | 0 | 0 | 0 | 0 | 0 | 0 | 0 | 0 | 0 | 0 | 0 | 0

23

**T** 9-9-7-10-10 | 9-7-9-10 | 10-9-7-9-7-6 | 5-3-2-3-2-0 | 2-0-0-0  
**A** 10 | 0 | 0 | 0 | 0 | 0 | 0 | 0 | 0 | 0 | 0 | 0 | 0 | 0 | 0 | 0 | 0 | 0 | 0 | 0  
**B** 0 | 0 | 0 | 0 | 0 | 0 | 0 | 0 | 0 | 0 | 0 | 0 | 0 | 0 | 0 | 0 | 0 | 0 | 0 | 0

2

28

TAB

2 0 0 0 | 2 0 0 0 | 2 0 0 0 | 2 0 0 0 | 2 3 3 2 3

2 0 0 0 | 2 0 0 0 | 2 0 0 0 | 2 0 0 0 | 2 3 3 2 3

2 0 0 0 | 2 0 0 0 | 2 0 0 0 | 2 0 0 0 | 2 3 3 2 3

2 0 0 0 | 2 0 0 0 | 2 0 0 0 | 2 0 0 0 | 2 3 3 2 3

2 3 3 2 3 | 2 3 3 2 3 | 2 3 3 2 3 | 2 3 3 2 3 | 2 3 3 2 3

2 2 | 0 0 | 5 5 | 4 4 | 2

33

TAB

2 3 3 2 3 | 2 3 3 2 3 | 2 3 3 2 3 | 3 2 3 0 2 3 2 | 3 2 3 0 2 3 2

2 3 3 2 3 | 2 3 3 2 3 | 2 3 3 2 3 | 3 2 3 0 2 3 2 | 3 2 3 0 2 3 2

2 3 3 2 3 | 2 3 3 2 3 | 2 3 3 2 3 | 3 2 3 0 2 3 2 | 3 2 3 0 2 3 2

2 3 3 2 3 | 2 3 3 2 3 | 2 3 3 2 3 | 3 2 3 0 2 3 2 | 3 2 3 0 2 3 2

2 3 3 2 3 | 2 3 3 2 3 | 2 3 3 2 3 | 3 2 3 0 2 3 2 | 3 2 3 0 2 3 2

0 | 5 | 4 | 2 | 0

38

TAB

3 2 3 0 2 3 2 | 3 2 3 0 2 3 2 | 0 2 3 0 2 3 2 | 0 2 3 0 2 3 2

3 2 3 0 2 3 2 | 3 2 3 0 2 3 2 | 0 2 3 0 2 3 2 | 0 2 3 0 2 3 2

3 2 3 0 2 3 2 | 3 2 3 0 2 3 2 | 0 2 3 0 2 3 2 | 0 2 3 0 2 3 2

3 2 3 0 2 3 2 | 3 2 3 0 2 3 2 | 0 2 3 0 2 3 2 | 0 2 3 0 2 3 2

5 | 4 | 2 | 0

42

TAB

0 2 3 0 2 3 2 | 0 2 3 0 2 3 2 | 2 0 3 2 3 0 2 3 2 0 | 2 0 3 2 3 0 2 3 2 0

0 2 3 0 2 3 2 | 0 2 3 0 2 3 2 | 2 0 3 2 3 0 2 3 2 0 | 2 0 3 2 3 0 2 3 2 0

0 2 3 0 2 3 2 | 0 2 3 0 2 3 2 | 2 0 3 2 3 0 2 3 2 0 | 2 0 3 2 3 0 2 3 2 0

0 2 3 0 2 3 2 | 0 2 3 0 2 3 2 | 2 0 3 2 3 0 2 3 2 0 | 2 0 3 2 3 0 2 3 2 0

5 | 4 | 2 | 0

46

TAB

2 0 3 2 3 0 2 3 2 0 | 2 0 3 2 3 0 2 3 2 0 | 2 2 2 2 0 0 0 0 | 2 2 2 2 0 0 0 0

2 0 3 2 3 0 2 3 2 0 | 2 0 3 2 3 0 2 3 2 0 | 2 2 2 2 0 0 0 0 | 2 2 2 2 0 0 0 0

2 0 3 2 3 0 2 3 2 0 | 2 0 3 2 3 0 2 3 2 0 | 2 2 2 2 0 0 0 0 | 2 2 2 2 0 0 0 0

5 | 4 | 2

49

TAB

2 2 2 2 0 0 0 0 | 2 2 2 2 0 0 0 0 | 2 2 2 2 0 0 0 0 | 2 2 2 2 0 0 0 0

2 2 2 2 0 0 0 0 | 2 2 2 2 0 0 0 0 | 2 2 2 2 0 0 0 0 | 2 2 2 2 0 0 0 0

2 2 2 2 0 0 0 0 | 2 2 2 2 0 0 0 0 | 2 2 2 2 0 0 0 0 | 2 2 2 2 0 0 0 0

0 | 5 | 4

52

2 2 2 2 10-9-7 7 9-7 7 9-9-7-10-10  
0 0 0 0 10-9-10 10-9-10-9-10 10  
0 0 0 0  
2 0 5 4 0 0 0 0 0 0  
|• |• |• |•

59

9-7-9-10 10-9-7-9-7-6 0 2-0-0 2 Harm12 .....  
0 0 10-8-7-8-7 3 3 3 3 3  
0 0 10 3 3 3 3 0 0  
0 0 0 0 0 0 0 0  
|•

# XVI

30.10.2017

8

5

10

13

16

19

23



2

27

Musical notation for measures 27-31. The key signature is two sharps (F# and C#). The notation includes a treble clef, a common time signature, and a '8' below the staff. The melody consists of eighth and sixteenth notes, with some chords. A double bar line is present at the end of measure 31.

32

Musical notation for measures 32-36. The key signature is two sharps (F# and C#). The notation includes a treble clef, a common time signature, and an '8' below the staff. The melody features a triplet of eighth notes in measure 33, followed by eighth and sixteenth notes. A double bar line is present at the end of measure 36.

# XVI

30.10.2017

TAB

8-5-3-2-0-2 | 2-0-2-0-0 | 0-2-3-3-3-2-3 | 0-7-5-8-5 | 7-5-7-8-0

2-4 | 0-2

6

TAB

7-5 | 8-7 | 8-7 | 7-8 | 0-5-7-5-7 | 4-5-5-3-3-2 | 2-0-3-2-0

0 | 0 | 0 | 0 | 0 | 0 | 0 | 2

10

TAB

2-3-2-0 | 0-0-2-3 | 0-2-3 | 5-5-3-3-2-2-0-2-3-3-2 | 2-0-0-0

0 | 4-0 | 0 | 0 | 0 | 1 | 0 | 2

13

TAB

0-2-3 | 0-0-2-3 | 2-0-0-2-0 | 3-3-0-3-0 | 2-3-5-3-5-7-5-7-8-5

0 | 0 | 0 | 1 | 0 | 0 | 0 | 0

16

TAB

7-5-5-3-3 | 1-0 | 8-7-7 | 0-7-8 | 7-8-7-7-5

6-3-3-2 | 0-7-7-6-7 | 8-8-8-7

0 | 0 | 0 | 0 | 7 | 7 | 7

19

TAB

7-5-3-5-7 | 7-5-8-7 | 8-7-0-5 | 8-7-5-7-5-3-5-3-2

8-8-7-5-5 | 5 | 0-7-8 | 0-0

0 | 5 | 0 | 2

2

23

TAB notation for guitar exercise 23. The exercise consists of four measures. The first measure has fret numbers 3-2-0-2-2-0 on the top string and 4 on the bottom string. The second measure has 0-2-4-5-4 on the top string and 4 on the bottom string. The third measure has 8-7 on the top string and 7 on the bottom string. The fourth measure has 0 on the top string and 7-8-0 on the bottom string. The final fret numbers are 10-9-9 on the top string and 0-0-11 on the bottom string. Vertical lines below the strings indicate fingerings: the first measure has two groups of three fingers; the second has two groups of two fingers; the third has two groups of two fingers; the fourth has two groups of three fingers.

28

TAB notation for guitar exercise 28. The exercise consists of four measures. The first measure has fret numbers 7-9-10 on the top string and 7-9-10 on the bottom string. The second measure has 10-9-9-7 on the top string and 0-10 on the bottom string. The third measure has 9 on the top string and 7-10-9 on the bottom string. The fourth measure has 2 on the top string and 3 on the bottom string. The final fret numbers are 3-2 on the top string and 0 on the bottom string. The final fret numbers are 2-0 on the top string and 3-3 on the bottom string. Vertical lines below the strings indicate fingerings: the first measure has a group of four fingers; the second has two groups of two fingers; the third has two groups of two fingers; the fourth has two groups of two fingers. A triplet of three notes is indicated by a '3' below the bottom string.

34

TAB notation for guitar exercise 34. The exercise consists of three measures. The first measure has fret numbers 3-2-0-2 on the top string and 0 on the bottom string. The second measure has 3-2-2-0 on the top string and 0-0 on the bottom string. The third measure has 7-7 on the top string and 7 on the bottom string. The final fret numbers are 7 on the top string and 7 on the bottom string. Vertical lines below the strings indicate fingerings: the first measure has a group of four fingers; the second has two groups of two fingers; the third has two groups of two fingers. A dot and a slur are present below the bottom string in the third measure.

# XVII

26.10.2017

Musical notation for measures 1-5. The piece is in G major (one sharp) and 8/8 time. The notation consists of a treble clef with a treble clef sign and a bass clef with a bass clef sign. The melody is written in the treble clef, and the bass line is written in the bass clef. The key signature is one sharp (F#). The time signature is 8/8. The notation includes various note values, rests, and bar lines.

6

Musical notation for measures 6-10. The notation continues from the previous system. It features a treble clef with a treble clef sign and a bass clef with a bass clef sign. The key signature is one sharp (F#). The time signature is 8/8. The notation includes various note values, rests, and bar lines.

11

Musical notation for measures 11-14. The notation continues from the previous system. It features a treble clef with a treble clef sign and a bass clef with a bass clef sign. The key signature is one sharp (F#). The time signature is 8/8. The notation includes various note values, rests, and bar lines.

15

Musical notation for measures 15-18. The notation continues from the previous system. It features a treble clef with a treble clef sign and a bass clef with a bass clef sign. The key signature is one sharp (F#). The time signature is 8/8. The notation includes various note values, rests, and bar lines.

# XVII

26.10.2017

0-0-2 | 3-2-0 | 0-0-2 | 0 | 2-3-2-0 | 0 | 2-3-2

TAB 0 | 0 3 | 0 | 0 | 0 3-2-3 | 0

1 | 1 | 1 | 1 | 0 | 0

2 | 2 | 2 | 2 | 1 | 0

2 | 2 | 2 | 2 | 2 | 2

0 | 0 | 0 | 0 | 2 | 2-3-2-0

7

0-0-2 | 3-2-0 | 0-2-3 | 0 | 10-10-9 | 7-7-9 | 7 | 0

TAB 0 | 0 3 | 3 | 0 | 0 | 0-10 | 0-10-9-7 | 7-8-7-3-2-0 | 3

0 | 0 | 0 | 0 | 9 | 0 | 0 | 0

2 | 2 | 2 | 2 | 2 | 2 | 2 | 2

2 | 2 | 2 | 2 | 2 | 2 | 2 | 2

14

0-2-3 | 0 | 2-3-2-0 | 3-2-3-2-0 | 0 | 0-0-2 | 3-2-0 | 0

TAB 0 | 0 3 | 0 | 0 4 | 0 4-5 | 0 | 0 4 | 0

0 | 0 | 0 | 0 | 0 | 0 | 0 | 0

1 | 1 | 1 | 1 | 1 | 1 | 1 | 1

2 | 2 | 2 | 2 | 2 | 2 | 2 | 2

2 | 2 | 2 | 2 | 2 | 2 | 2 | 2

0 | 0 | 0 | 0 | 0 | 0 | 0 | 0

# XVIII

29.10.2017

Musical staff 1: Treble clef, key signature of one sharp (F#), 8/8 time signature. The staff contains a sequence of chords and melodic lines. It begins with a whole note chord (F#, C#, G#) and continues with various rhythmic patterns including eighth and sixteenth notes.

Musical staff 2: Treble clef, key signature of one sharp (F#), 8/8 time signature. The staff continues the musical sequence from the first staff, featuring a mix of chords and melodic fragments.

Musical staff 3: Treble clef, key signature of one sharp (F#), 8/8 time signature. The staff continues the musical sequence, showing more complex rhythmic patterns and chord changes.

Musical staff 4: Treble clef, key signature of one sharp (F#), 8/8 time signature. The staff continues the musical sequence, ending with a double bar line and a repeat sign.

Musical staff 5: Treble clef, key signature of one sharp (F#), 8/8 time signature. The staff shows a final chord (F#, C#, G#) followed by a double bar line, indicating the end of the piece.

# XVIII

29.10.2017

0-0 2-2 3-2-0 0-2-3-2 2 0-2 3-2-0  
0-0 0-0 0 4-2-4 4 3 0 2-3 0 3  
TAB 2 0 1 2 0 0 3  
0 0 0 3-2 2 3

8

2-0 3-2 3-2-0 0 2 3 3 3 2 0-0 3  
TAB 0 4 4 0 3 3 3 0 0 0  
2 3-2-3 0-2 4 0 0 0 0 0

13

$\text{♩} = \text{♩}$





2 0 2-0 2 0-0 2-2 4-2-0 2-4-2  
TAB 0 0 0 3-2-0 0-2 0 0 0 0 0 0  
2 2 2 4 4 1 2 0 0 0 2

21

4 4 7 7 6 4 4 5 7 2 4 5 4  
TAB 5 4 4 8 0 0 4 5 5  
5 6 6 4 0 5 5  
0 4 6 6 0 0 0

# XIX

29.10.2017





# XIX

29.10.2017

3-2-0 3-2-0-2-3 3-2-0 3-2-0-0 3-2-0 3-2-0-2-3

T  
A  
B

4 0

This system contains three measures of guitar tablature. The first measure has a treble clef and a 3/4 time signature. The first string has a triplet of notes (3-2-0), followed by a quarter note (3-2-0-2-3), and a quarter note (3-2-0). The second measure has a quarter note (3-2-0), a quarter note (3-2-0-0), and a quarter note (3-2-0). The third measure has a quarter note (3-2-0), a quarter note (3-2-0-2-3), and a quarter note (3-2-0). Rhythmic notation includes eighth and quarter notes with stems.

4

3-2-0 3-2-0-0 2-3-2-0 0 2-3-2-0 3-2-0 2-3-2-0 3-2-0 2-3-2-0 3-2-3 0

T  
A  
B

2 4 0 0 0 0 2 2

This system contains four measures of guitar tablature. The first measure has a treble clef and a 3/4 time signature. The first string has a triplet (3-2-0), a quarter note (3-2-0-0), and a quarter note (2-3-2-0). The second measure has a quarter note (0), a quarter note (2-3-2-0), and a quarter note (3-2-0). The third measure has a quarter note (2-3-2-0), a quarter note (3-2-0), and a quarter note (2-3-2-0). The fourth measure has a quarter note (2-3-2-0), a quarter note (3-2-3), and a quarter note (0). Rhythmic notation includes eighth and quarter notes with stems.

8

2-3-2-0-2-0-2 0-2-3 2-2 3-2-0 5-3 3-2 2-0 3-2-3 0

T  
A  
B

0 3 4 4 0 2 0 3 2 0 3 2 0 3-2-3 0

2 3

This system contains eight measures of guitar tablature. The first measure has a treble clef and a 3/4 time signature. The first string has a triplet (2-3-2-0-2-0-2), a quarter note (0-2-3), and a quarter note (2-2). The second measure has a quarter note (3-2-0), a quarter note (5-3), and a quarter note (3-2). The third measure has a quarter note (2-0), a quarter note (3-2-3), and a quarter note (0). The fourth measure has a quarter note (2), a quarter note (3), and a quarter note (0). Rhythmic notation includes eighth and quarter notes with stems.

16

2-2 3-2-0-2 2-3-2 2-3-2-0 3-2 0 4 0

T  
A  
B

0 0 0 0 0 4 4

2 2-0 3-0 2 2 1 2 2

This system contains six measures of guitar tablature. The first measure has a treble clef and a 3/4 time signature. The first string has a quarter note (2-2), a quarter note (3-2-0-2), and a quarter note (2-3-2). The second measure has a quarter note (2-3-2), a quarter note (2-3-2-0), and a quarter note (3-2). The third measure has a quarter note (0), a quarter note (4), and a quarter note (0). The fourth measure has a quarter note (2), a quarter note (2-0), and a quarter note (3-0). The fifth measure has a quarter note (2), a quarter note (2), and a quarter note (1). The sixth measure has a quarter note (2), a quarter note (2), and a quarter note (2). Rhythmic notation includes eighth and quarter notes with stems.

# XX

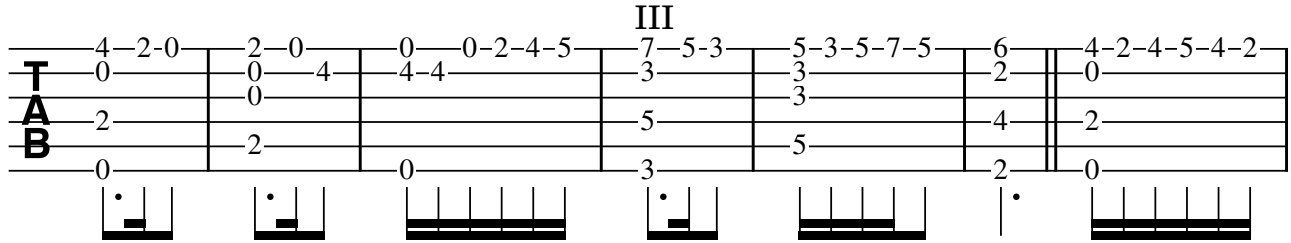
30.10.2017

The musical score is written for a single melodic line on a treble clef staff. The key signature is three sharps (F#, C#, G#), and the time signature is 8/8. The score is divided into seven systems, with measure numbers 7, 12, 16, 17, 18, and 24 indicated at the beginning of their respective systems. The notation includes various rhythmic values such as eighth and sixteenth notes, rests, and dynamic markings like accents and slurs. The piece concludes with a double bar line at the end of the seventh system.

# XX

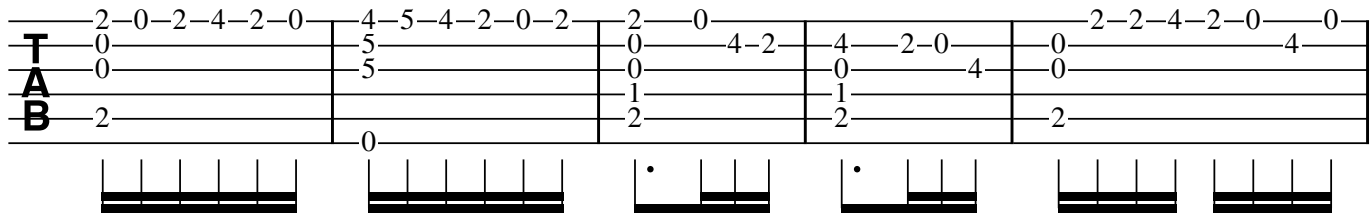
30.10.2017

III



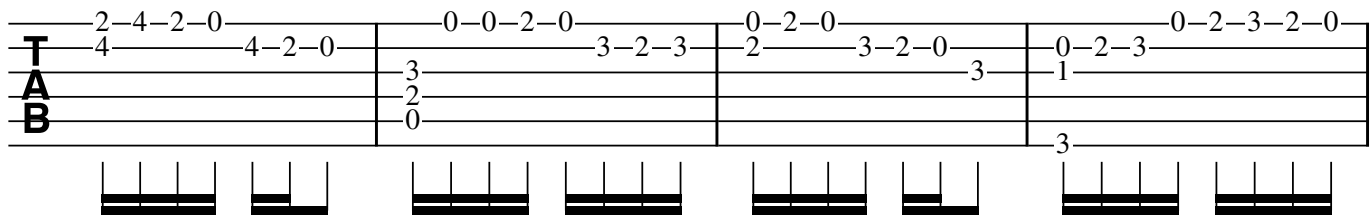
A guitar TAB system with three staves. The top staff contains the following sequence of notes: 4-2-0, 2-0, 0-0-2-4-5, 7-5-3, 5-3-5-7-5, 6, 4-2-4-5-4-2. The middle staff contains: 0, 0 4, 4-4, 3, 3, 2. The bottom staff contains: 2, 0, 0, 5, 3, 4. Below the staves are six chord diagrams: a dotted quarter note on the 4th fret, a dotted quarter note on the 2nd fret, a half note chord with notes on the 4th, 2nd, and 0th frets, a dotted quarter note on the 3rd fret, a half note chord with notes on the 5th, 3rd, and 5th frets, and a dotted quarter note on the 2nd fret.

8



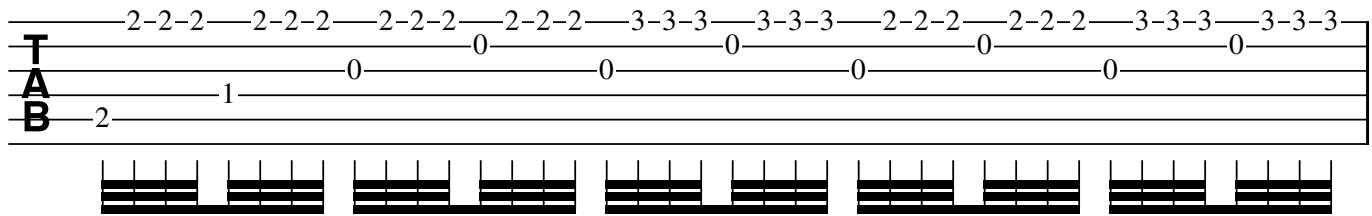
A guitar TAB system with three staves. The top staff contains: 2-0-2-4-2-0, 4-5-4-2-0-2, 2-0, 4-2-0, 2-2-4-2-0-0. The middle staff contains: 0, 5, 0, 4, 0, 4, 0, 4, 0, 4. The bottom staff contains: 2, 0, 2, 2, 2. Below the staves are six chord diagrams: a half note chord with notes on the 2nd, 0th, 2nd, and 4th frets, a half note chord with notes on the 4th, 5th, 4th, 2nd, 0th, and 2nd frets, a dotted quarter note on the 2nd fret, a dotted quarter note on the 4th fret, a half note chord with notes on the 2nd, 2nd, 4th, 2nd, 0th, and 0th frets, and a half note chord with notes on the 2nd, 2nd, 4th, 2nd, 0th, and 4th frets.

13



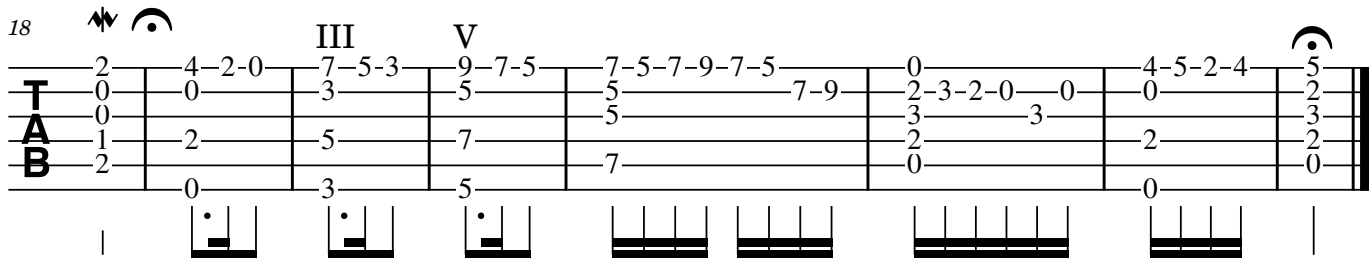
A guitar TAB system with three staves. The top staff contains: 2-4-2-0, 0-0-2-0, 0-2-0, 0-2-3-2-0. The middle staff contains: 4, 4-2-0, 3, 3-2-3, 2, 3-2-0, 3, 1. The bottom staff contains: 0, 2, 0, 3. Below the staves are eight chord diagrams: a half note chord with notes on the 2nd, 4th, 2nd, and 0th frets, a half note chord with notes on the 4th, 2nd, 0th, and 4th frets, a half note chord with notes on the 0th, 0th, 2nd, and 0th frets, a half note chord with notes on the 3rd, 2nd, 3rd, and 3rd frets, a half note chord with notes on the 0th, 2nd, 0th, and 3rd frets, a half note chord with notes on the 3rd, 2nd, 0th, and 3rd frets, a half note chord with notes on the 0th, 2nd, 3rd, and 0th frets, and a half note chord with notes on the 0th, 2nd, 3rd, and 0th frets.

17



A guitar TAB system with three staves. The top staff contains: 2-2-2, 2-2-2, 2-2-2, 2-2-2, 3-3-3, 3-3-3, 2-2-2, 2-2-2, 3-3-3, 3-3-3. The middle staff contains: 0, 0, 0, 0, 0, 0, 0, 0, 0, 0. The bottom staff contains: 2, 1, 0, 0, 0, 0, 0, 0, 0, 0. Below the staves are ten chord diagrams: a half note chord with notes on the 2nd, 2nd, 2nd, and 2nd frets, a half note chord with notes on the 2nd, 2nd, 2nd, and 0th frets, a half note chord with notes on the 2nd, 2nd, 2nd, and 0th frets, a half note chord with notes on the 2nd, 2nd, 2nd, and 0th frets, a half note chord with notes on the 3rd, 3rd, 3rd, and 3rd frets, a half note chord with notes on the 3rd, 3rd, 3rd, and 0th frets, a half note chord with notes on the 2nd, 2nd, 2nd, and 0th frets, a half note chord with notes on the 2nd, 2nd, 2nd, and 0th frets, a half note chord with notes on the 3rd, 3rd, 3rd, and 3rd frets, and a half note chord with notes on the 3rd, 3rd, 3rd, and 0th frets.

18



A guitar TAB system with three staves. The top staff contains: 2, 4-2-0, 7-5-3, 9-7-5, 7-5-7-9-7-5, 0, 4-5-2-4, 5. The middle staff contains: 0, 0, 3, 5, 5, 7-9, 2-3-2-0, 0, 0, 2, 3, 2, 3, 2, 0. The bottom staff contains: 1, 2, 5, 7, 7, 0, 2, 3, 2, 0, 2, 2, 0. Below the staves are eight chord diagrams: a dotted quarter note on the 2nd fret, a dotted quarter note on the 7th fret, a dotted quarter note on the 9th fret, a half note chord with notes on the 7th, 5th, 7th, 9th, 7th, and 5th frets, a half note chord with notes on the 2nd, 3rd, 2nd, 0th, 2nd, 3rd, 2nd, and 0th frets, a half note chord with notes on the 4th, 5th, 2nd, and 4th frets, a dotted quarter note on the 5th fret, and a dotted quarter note on the 5th fret.

# XXI

02.11.2017

Musical staff 1, measures 1-9. Treble clef, key signature of three sharps (F#, C#, G#), common time signature (C). The staff contains a melodic line with eighth and quarter notes, and a bass line with quarter notes. A small '8' is written below the first measure.

Musical staff 2, measures 10-19. Treble clef, key signature of three sharps, common time. Measure 10 is marked with '10' above the staff. Measure 12 is marked with 'Harm12' above the staff. The staff contains a melodic line and a bass line with chords. A small '8' is written below the first measure.

Musical staff 3, measures 20-25. Treble clef, key signature of three sharps, common time. Measure 20 is marked with '20' above the staff. The staff contains a melodic line and a bass line. A small '8' is written below the first measure.

Musical staff 4, measures 26-31. Treble clef, key signature of three sharps, common time. Measure 26 is marked with '26' above the staff. The staff contains a melodic line and a bass line with chords. A small '8' is written below the first measure.

Musical staff 5, measures 32-34. Treble clef, key signature of three sharps, common time. Measure 32 is marked with '32' above the staff. The staff contains a melodic line and a bass line. A small '8' is written below the first measure. The piece ends with a double bar line.

# XXI

02.11.2017

10-10 12-10 7 10 8-10 7 7 10 8 0 2 5-7

TAB

11

3-5 2-3-0 2 Harm12..... 2 3-3 2-0 10-10 9-7 8-7 7

TAB

21

7 8 5-7-8 5-7 5 7-5 8-7 0

TAB

28

0-2-0-2-3-2-0 3-2 0 2 0 2

TAB

# XXII

03.11.2017

The first system of musical notation for XXII. It consists of a treble clef staff with a key signature of three sharps (F#, C#, G#) and a common time signature (C). The melody begins with a quarter note G#4, followed by quarter notes A4, B4, and C5. A flat sign (b) is placed above the second measure. The melody continues with quarter notes D5, E5, and F#5. The piece concludes with a double bar line and a repeat sign.

6

The second system of musical notation for XXII, starting at measure 6. The treble clef staff continues with a key signature of three sharps and common time. The melody features quarter notes G#4, A4, and B4, followed by quarter notes C5, D5, and E5. The piece concludes with a double bar line and a repeat sign.

11

The third system of musical notation for XXII, starting at measure 11. The treble clef staff continues with a key signature of three sharps and common time. The melody features quarter notes G#4, A4, and B4, followed by quarter notes C5, D5, and E5. The piece concludes with a double bar line and a repeat sign.

# XXII

03.11.2017

7-7-6-7 | 5-4-2 | 4-2-0-4 | 2-0-2 | 0-7-7-9 | 7-5-4-7 | 5-4-2-5

TAB

0 6 | 4 | 5 | 0 4 | 6 | 6 | 2 3 2 0

8

4-2-0-4 | 2-0-2-4-2-0 | 4-4-4-5-5-5 | 9-9-9-9-9-9 | 9-7-9

TAB

5 5 | 0 0 | 5 5 | 10 10 | 10 10

0 2 | 0 | 0 | 9 0 | 7 0

13

10 9 7 9 | 9 7 5

TAB

0 10 9 7 | 8 3 2 0

# XXIII

04.11.2017

Musical notation for measures 1-5. The piece is in G major (one sharp) and 8/8 time. The melody consists of quarter notes and eighth notes, with a final measure containing a half note and a quarter note. The bass line features a steady eighth-note accompaniment.

Musical notation for measures 6-10. The melody continues with quarter and eighth notes, including a measure with a dotted quarter note. The bass line maintains the eighth-note accompaniment.

Musical notation for measures 11-15. The melody features a sequence of eighth notes and quarter notes, with a measure containing a dotted quarter note. The bass line continues with eighth notes.

Musical notation for measures 16-22. The melody includes a measure with a dotted quarter note and a measure with a half note. The bass line continues with eighth notes.

Musical notation for measures 23-24. Measure 23 contains a quarter note followed by a beamed eighth-note triplet. Measure 24 is a whole rest, indicating the end of the piece.



# XXIII

04.11.2017

7

6-measure guitar tablature system. The top staff (TAB) contains fret numbers: 2-3, 2-0, 2, 3-4, 4-5. The middle staff (TAB) contains fret numbers: 0, 0, 0, 0, 0, 3. The bottom staff (TAB) contains fret numbers: 1-1, 1-1, 1-1, 1-1, 2-2, 0-0. Above the first four measures are notes with stems and flags. Above the fifth and sixth measures are notes with stems and flags. Below the bottom staff are six guitar chord diagrams.

7

6-measure guitar tablature system. The top staff (TAB) contains fret numbers: 3-0, 2-3, 0, 7, 0, 4. The middle staff (TAB) contains fret numbers: 1, 0, 0, 0, 2, 2, 7, 6, 6, 4, 5, 4, 4, 4, 3, 3. The bottom staff (TAB) contains fret numbers: 1, 2, 3, 2, 0, 2, 2, 0, 2, 4, 5, 4, 4, 4, 3, 3. Above the fourth measure is a note with a stem and flag. Above the fifth measure is a note with a stem and flag. Above the sixth measure is a note with a stem and flag. Below the bottom staff are six guitar chord diagrams.

13

6-measure guitar tablature system. The top staff (TAB) contains fret numbers: 4-5-4-2-0-2, 3, 2-3-2, 0, 0, 0-2-4-5, 5-5. The middle staff (TAB) contains fret numbers: 3, 1, 4, 0, 8, 4. The bottom staff (TAB) contains fret numbers: 2, 2, 0, 2, 2, 0, 2, 4, 5, 4, 4, 4, 3, 3. Above the second measure is a note with a stem and flag. Above the third measure is a note with a stem and flag. Above the fourth measure is a note with a stem and flag. Above the fifth measure is a note with a stem and flag. Above the sixth measure is a note with a stem and flag. Below the bottom staff are six guitar chord diagrams.

20

6-measure guitar tablature system. The top staff (TAB) contains fret numbers: 4, 0, 0, 3, 0, 0, 0, 2, 0-0-2, 0-2-3, 0, 2. The middle staff (TAB) contains fret numbers: 1, 0, 0, 1, 2, 1, 2, 1, 2. The bottom staff (TAB) contains fret numbers: 0, 1, 1, 1, 2, 2. Below the bottom staff are six guitar chord diagrams.

# XXIV

06.11.2017

8

5

8

9

8

13

8

17

8

22

8

28

8

# XXIV

06.11.2017

7-12-10-9 | 7-10-8-7 | 8-7-8-10 | 7-12-10-9 | 10-9-9-7

TAB notation for measures 1-5. Measure 1: 7-12-10-9 on top, 0 on middle. Measure 2: 7-10-8-7 on top, 0 on middle. Measure 3: 8-7-8-10 on top, 0 on middle. Measure 4: 7-12-10-9 on top, 0 on middle. Measure 5: 10-9-9-7 on top, 10-9-0 on middle. Rhythm flags are present below the staff.

6

0-7-8-7-7-5 | 5-7-8-10 | 10-9 | 7-7-6

TAB notation for measures 6-10. Measure 6: 0-7-3-2 on top, 0-0-0 on middle. Measure 7: 7-8-7-7-5 on top, 0-8-8 on middle. Measure 8: 5-7-8-10 on top, 0 on middle. Measure 9: 10-9-8-7-8 on top, 8-7 on middle. Measure 10: 7-7-6 on top, 0 on middle. Rhythm flags are present below the staff.

12

7-12-10-9 | 10-9-9-7-3-2 | 2-0 | 2-0-2-3 | 0-2-3 | 0-2

TAB notation for measures 11-15. Measure 11: 7-12-10-9 on top, 0-0 on middle. Measure 12: 10-9-9-7-3-2 on top, 5 on middle. Measure 13: 2-0 on top, 0-3-3-2 on middle. Measure 14: 2-0-2-3 on top, 0-3 on middle. Measure 15: 0-2-3 on top, 2-3-0-2 on middle. Rhythm flags are present below the staff.

16

2-2-0 | 3-3-2 | 2-0-2-3 | 0-2 | 3-0-2-3-2-0 | 3-2-0 | 0-2 | 3-2-0-2-3 | 3

TAB notation for measures 16-20. Measure 16: 2-2-0 on top, 0-3-3-2 on middle. Measure 17: 2-0-2-3 on top, 0 on middle. Measure 18: 0-2 on top, 3 on middle. Measure 19: 3-0-2-3-2-0 on top, 0-4 on middle. Measure 20: 3-2-0 on top, 0-2-3 on middle. Rhythm flags are present below the staff.

21

2-0 | 0 | 9-7-9-10-9 | 7-8-8-7-5 | 7-0-5-7 | 7-0

TAB notation for measures 21-27. Measure 21: 2-0 on top, 3-0 on middle. Measure 22: 0 on top, 7-12 on middle. Measure 23: 0 on top, 10-9 on middle. Measure 24: 9-7-9-10-9 on top, 0 on middle. Measure 25: 7-8-8-7-5 on top, 0 on middle. Measure 26: 7-0-5-7 on top, 8-8 on middle. Measure 27: 7-0 on top, 7-5-3 on middle. Rhythm flags are present below the staff.

28

0-2 | 3-3 | 2-0 | 2-0

TAB notation for measures 28-31. Measure 28: 0-2 on top, 0-0 on middle. Measure 29: 3-3 on top, 0 on middle. Measure 30: 2-0 on top, 2 on middle. Measure 31: 2-0 on top, 2 on middle. Rhythm flags are present below the staff.

# XXV

06.11.2017

Musical notation for measures 1-6. The piece is in G major (one sharp) and 8/8 time. The melody consists of eighth and quarter notes. A fermata is placed over the final note of the sixth measure.

7

Musical notation for measures 7-12. The melody continues with eighth and quarter notes. A fermata is placed over the final note of the twelfth measure.

13

Musical notation for measures 13-18. The melody continues with eighth and quarter notes. A fermata is placed over the final note of the eighteenth measure.

19

Musical notation for measure 19. The melody consists of a single eighth note followed by a fermata.

# XXV

06.11.2017

♯

0 0-2-3-2-0 2-0 0 0-7-5 5 7-5 8-8-7 7 8-8-7 0

2 0 2 0 7 7

Diagram 1: A guitar TAB system with six strings. The top staff contains the following sequence of notes: 0, 0-2-3-2-0, 2-0, 0, 0-7-5, 5, 7-5, 8-8-7, 7, 8-8-7, 0. The middle staff contains: 2, 0, 2, 0, 7, 7. The bottom staff contains vertical bar lines corresponding to the measures. A sharp symbol (♯) is positioned above the fifth measure.

8

7 5 3 2 0 0 7 8 5 6 0 3 3 2-0 4 0 5-7-8-8

7 5 2-3-2-0 0 3 2 2

Diagram 2: A guitar TAB system with six strings. The top staff contains: 7 5 3 2 0 0 7 8 5 6 0 3 3 2-0 4 0 5-7-8-8. The middle staff contains: 7 5 2-3-2-0 0 3 2 2. The bottom staff contains vertical bar lines corresponding to the measures.

14

♯

5 9 9-7 10 9-7 9-10-9 2-0 2 3 3 3 3


7 8-7-5-7-10 10 9 10 9 9-7-6 3 3 0 0

8 0 9 9-7-6 3 0

Diagram 3: A guitar TAB system with six strings. The top staff contains: 5 9 9-7 10 9-7 9-10-9 2-0 2 3 3 3 3. The middle staff contains: 7 8-7-5-7-10 10 9 10 9 9-7-6 3 3 0 0. The bottom staff contains: 8 0 9 9-7-6 3 0. The system ends with a double bar line. A sharp symbol (♯) is positioned above the final measure.

# XXVI

07.11.2017



# XXVI

07.11.2017

**T**  
**A**  
**B**

7 5 7-8-8-7-7 7-5 0-2 5-4-4-2  
7 7-6 7-6 0 7-6 8-7 0  
0 7-6 0

6



**T**  
**A**  
**B**

2-0-2 2-0-2 0-2-0 2  
3-2-0 4 0 0 0 0-2-3-0 0  
3 2-0 3 0 2 2

# XXVII

09.11.2017

The musical score is presented in six systems, each beginning with a treble clef and a key signature of two sharps (F# and C#). The time signature is 8. The notation includes various rhythmic values, accidentals, and dynamic markings.

- System 1:** Features a melodic line with eighth and sixteenth notes, and a bass line with eighth notes. A dynamic marking of *8* is present.
- System 2:** Continues the melodic and bass lines. A dynamic marking of *8* is present.
- System 3:** Continues the melodic and bass lines. A dynamic marking of *8* is present.
- System 4:** Continues the melodic and bass lines. A dynamic marking of *8* is present.
- System 5:** Continues the melodic and bass lines. A dynamic marking of *8* is present.
- System 6:** Continues the melodic and bass lines. A dynamic marking of *8* is present.



# XXVII

09.11.2017

3

TAB system 3: A six-line staff with fret numbers 0, 2, 3, 2, 0, 2, 3, 0, 2, 3, 2, 0, 2, 0, 4. The first five frets are grouped with a bracket. The sixth fret is a double bar. The last two frets are also grouped with a bracket.

4

TAB system 4: A six-line staff with fret numbers 0, 2, 10, 9, 7, 5, 2, 3, 3, 2, 0, 2, 0, 2. The first five frets are grouped with a bracket. The sixth fret is a double bar. The last two frets are also grouped with a bracket.

5

TAB system 5: A six-line staff with fret numbers 2, 3, 2, 0, 2, 0, 0, 0, 4, 3, 2, 0, 0, 2, 3, 0, 2, 3, 2, 0, 7, 5, 3, 5. The first five frets are grouped with a bracket. The sixth fret is a double bar. The last two frets are also grouped with a bracket.

6

TAB system 6: A six-line staff with fret numbers 3, 2, 0, 2, 2, 0, 0, 0, 4, 4, 3, 2, 3, 2, 0, 2, 0, 0, 0, 2, 2, 2, 2, 2, 2, 2, 2, 0, 0, 0, 0. The first five frets are grouped with a bracket. The sixth fret is a double bar. The last two frets are also grouped with a bracket.

7

TAB system 7: A six-line staff with fret numbers 2, 3, 2, 0, 0, 3, 2, 3, 3, 2, 0, 0, 2, 3, 0, 2, 0, 0, 0, 0, 2, 0, 7, 8, 7, 7, 8. The first five frets are grouped with a bracket. The sixth fret is a double bar. The last two frets are also grouped with a bracket.

9

TAB system 9: A six-line staff with fret numbers 0, 9. The first five frets are grouped with a bracket.

# XXVIII

10.11.2017

Musical notation for the first system, measures 1-8. The piece is in G major (one sharp) and 2/4 time. The melody begins with a quarter note G4, followed by a dotted quarter note A4, and then a series of eighth notes: B4, C5, B4, A4, G4, F4, E4, D4. The bass line starts with a half note G3, followed by a dotted half note G3, and then a series of eighth notes: F3, E3, D3, C3, B2, A2, G2, F2. The system ends with a double bar line.

Musical notation for the second system, measures 9-15. The melody continues with eighth notes: E4, D4, C4, B3, A3, G3, F3, E3. The bass line continues with eighth notes: D2, C2, B1, A1, G1, F1, E1, D1. The system ends with a double bar line.

Musical notation for the third system, measures 16-17. The melody consists of two measures: the first measure has a quarter note G4 and a quarter note A4; the second measure has a quarter note B4 and a quarter note C5. The bass line consists of two measures: the first measure has a half note G3 and a half note A3; the second measure has a half note B3 and a half note C4. The system ends with a double bar line.

# XXVIII

10.11.2017

5-5 | 5-3 | 3-2 | 2 | 0-2 | 2 | 0 | 0 | 1-0 |

0 | 0 | 0 | 3 | 2-3 | 0 | 0 | 0 | 0-0 |

0 | 0 | 0 | 0 | 0 | 2 | 1 | 2 | 0-0 |

2 | 2 | 1 | 2 | 0-0 | 0-0 |

Diagrammatic notation for measures 1-8: | • | | | | | | | | | | |

9

2 | 3-2-0-2 | 2-0-0 | 3 | 2 | 0 | 3-2 |

0 | 0 | 0 | 0 | 0 | 0 | 0 | 0 |

1 | 0 | 0 | 1 | 2-0-2 | 1 | 0 | 0 |

2 | 2 | 2 | 1 | 1 | 2 | 1 |

Diagrammatic notation for measures 9-15: | | | | | | | | | | |

16

2-0 | 2 |

0 | 0 |




1 | 1 |

2 | 2 |

Diagrammatic notation for measures 16-17: | | |

# XXIX

11.11.2017



# XXIX

11.11.2017

5

Measure 1: Treble clef, 0, 0; Bass clef, 2. Measure 2: Treble clef, 3, 2, 2, 0; Bass clef, 2. Measure 3: Treble clef, 0, 3, 1, 0; Bass clef, 3. Measure 4: Treble clef, 0, 2, 3, 0; Bass clef, 2. Fingering numbers are placed above or below notes. Vertical lines below the staff indicate fret positions.

5

Measure 5: Treble clef, 2, 3, 2, 0; Bass clef, 2. Measure 6: Treble clef, 0, 3, 2, 3, 0; Bass clef, 2. Measure 7: Treble clef, 3, 2, 0, 0, 2; Bass clef, 2. Measure 8: Treble clef, 2, 0, 2, 3, 0, 2; Bass clef, 2. Measure 9: Treble clef, 3, 3, 2, 2, 0; Bass clef, 2. Measure 10: Treble clef, 0, 1, 2, 0; Bass clef, 3, 0. Fingering numbers are placed above or below notes. Vertical lines below the staff indicate fret positions.

9


Measure 9: Treble clef, 0, 0, 2, 0; Bass clef, 2. Measure 10: Treble clef, 3, 0, 2, 3, 0, 2, 0; Bass clef, 2. Measure 11: Treble clef, 2, 0, 2, 3, 0; Bass clef, 2. Measure 12: Treble clef, 3, 3, 2, 2, 0; Bass clef, 2. Measure 13: Treble clef, 7, 5, 5, 8; Bass clef, 7. A double bar line with a repeat sign is above measure 12. Fingering numbers are placed above or below notes. Vertical lines below the staff indicate fret positions.

13

Measure 13: Treble clef, 10, 9, 7, 9; Bass clef, 9. Measure 14: Treble clef, 9, 7, 11, 7; Bass clef, 9. Measure 15: Treble clef, 7, 0, 0; Bass clef, 7. A double bar line is at the end of measure 15. Fingering numbers are placed above or below notes. Vertical lines below the staff indicate fret positions.

# XXX

11.11.2017



# XXX

11.11.2017

**T  
A  
B**

0-2-3—3-2-0—2—0-2-3—2—7—7—10-9-7-10-9-7-6-9—7—

4 0 8 0 0 0 0 0 6 6

A guitar TAB system consisting of three staves. The top staff contains a sequence of fret numbers: 0-2-3—3-2-0—2—0-2-3—2—7—7—10-9-7-10-9-7-6-9—7—. The middle staff contains fret numbers: 4 0 8 0 0 0 0 0 6 6. The bottom staff contains fret numbers: 7 6 6. Below the staves is a fretboard diagram with vertical lines representing frets and horizontal bars representing strings. The diagram shows the fretting for each note in the sequence above.

6

**T  
A  
B**

7—7—2-0-2-3—3-2-0-2-0—3-2-3—7—8-7-5-8—0—0—

0 0 0 0 3 0 0 3-2 3-2

5—4—4—3—2—2—0—0—

3 3

A guitar TAB system consisting of three staves. The top staff contains a sequence of fret numbers: 7—7—2-0-2-3—3-2-0-2-0—3-2-3—7—8-7-5-8—0—0—. The middle staff contains fret numbers: 0 0 0 0 3 0 0 3-2 3-2. The bottom staff contains fret numbers: 5—4—4—3—2—2—0—0—. Below the staves is a fretboard diagram with vertical lines representing frets and horizontal bars representing strings. The diagram shows the fretting for each note in the sequence above. There are two triplets marked with a '3' below the fretboard.

13

**T  
A  
B**

2-0—2—0—0—0-2-3—0-2—0-2—0-2-3—2—






3 3-2-3-2-0—0-2-3—3—0-2—3—1-3—0-2-3—0—

0—2—0—3—2—0—0—

A guitar TAB system consisting of three staves. The top staff contains a sequence of fret numbers: 2-0—2—0—0—0-2-3—0-2—0-2—0-2-3—2—. The middle staff contains fret numbers: 3 3-2-3-2-0—0-2-3—3—0-2—3—1-3—0-2-3—0—. The bottom staff contains fret numbers: 0—2—0—3—2—0—0—. Below the staves is a fretboard diagram with vertical lines representing frets and horizontal bars representing strings. The diagram shows the fretting for each note in the sequence above.

# XXXI

12.11.2017





# XXXI

12.11.2017

2-2-3-2-0-2 | 0-0-2-0 | 3-3-3-3-2-0 | 2-0-2-3 | 0-2-3-5

**T**  
**A**  
**B**

5

2-2-5-3-2-0 | 2-0-2-3 | 2 | 0 | 8 | 0 | 7 | 0

**T**  
**A**  
**B**

10

0 | 10-10-9 | 9-0 | 9-10 | 10-10-9-7 | 9-9-8-8 | 7

**T**  
**A**  
**B**

15

2-2-3-2-3-2-3-5 | 0-0-2-0-2-0-2-3 | 3-3-3-3-3-2-3 | 0 | 2 | 0 | 2

**T**  
**A**  
**B**

19

0 | 2 | 0 | 2 | 3 | 3-2 | 2 | 0 | 2-3 | 2 | 3 | 3

**T**  
**A**  
**B**

# XXXII

14.11.2017

6=D 8

7 8

11 8

17 8

23 8

29 8

36 8

2

40

Musical notation for measures 40-44. The score is written on a grand staff with a treble clef and a key signature of two sharps (F# and C#). The music features a complex rhythmic pattern with many beamed notes and rests. A fermata is placed over the final measure (44). A small '8' is written below the first measure.

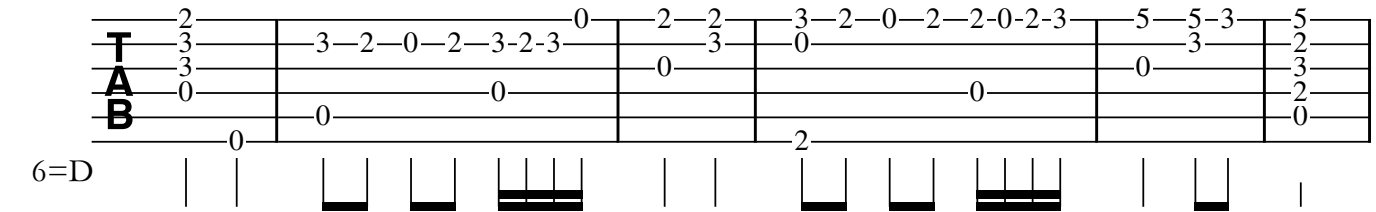
45

Musical notation for measure 45. The score is written on a grand staff with a treble clef and a key signature of two sharps (F# and C#). The music consists of a few notes in the treble clef and a whole note in the bass clef. A fermata is placed over the final measure. A small '8' is written below the first measure.

# XXXII

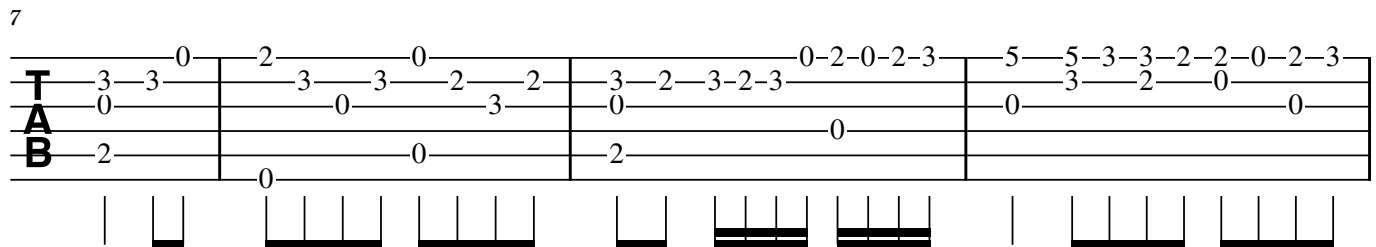
14.11.2017

6=D



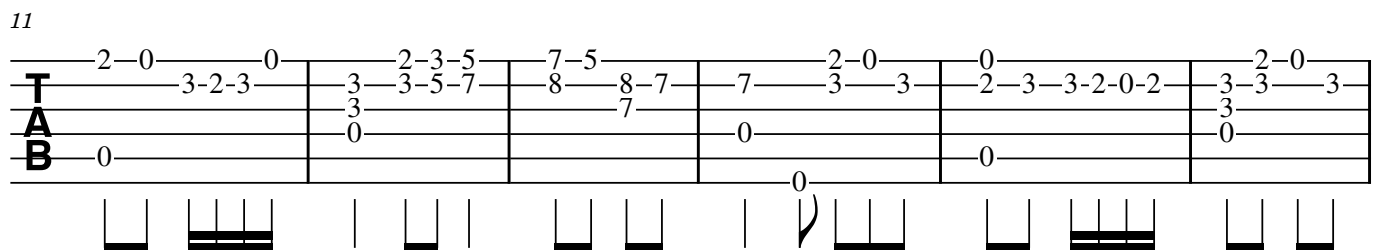
System 1: TAB notation for measures 1-5. The top line (TAB) contains fret numbers: 2, 3, 3, 0, 0, 0, 0, 2, 2, 3, 0, 2, 0, 2, 2, 0, 2, 3, 5, 5, 3, 5. The middle line (TAB) contains fret numbers: 3, 3, 3, 0, 0, 0, 0, 0, 0, 0, 0, 0, 0, 0, 0, 0, 0, 0, 0, 0, 0, 0. The bottom line (TAB) contains fret numbers: 0, 0, 0, 0, 0, 0, 0, 0, 0, 0, 0, 0, 0, 0, 0, 0, 0, 0, 0, 0, 0, 0. Below the TAB is a guitar diagram showing the fretted notes on the strings.

7



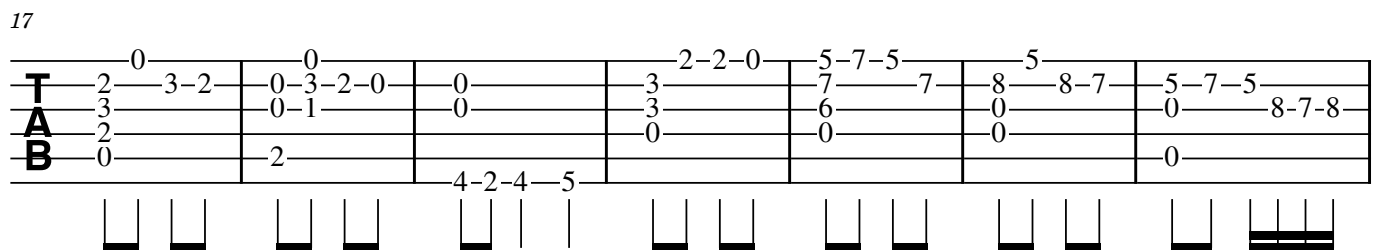
System 2: TAB notation for measures 6-10. The top line (TAB) contains fret numbers: 0, 2, 0, 0, 0, 2, 0, 2, 0, 2, 3, 5, 5, 3, 3, 2, 2, 0, 2, 3. The middle line (TAB) contains fret numbers: 3, 3, 3, 0, 0, 0, 0, 0, 0, 0, 0, 0, 0, 0, 0, 0, 0, 0, 0, 0, 0, 0. The bottom line (TAB) contains fret numbers: 2, 0, 0, 0, 0, 2, 0, 0, 0, 0, 0, 0, 0, 0, 0, 0, 0, 0, 0, 0, 0, 0. Below the TAB is a guitar diagram showing the fretted notes on the strings.

11



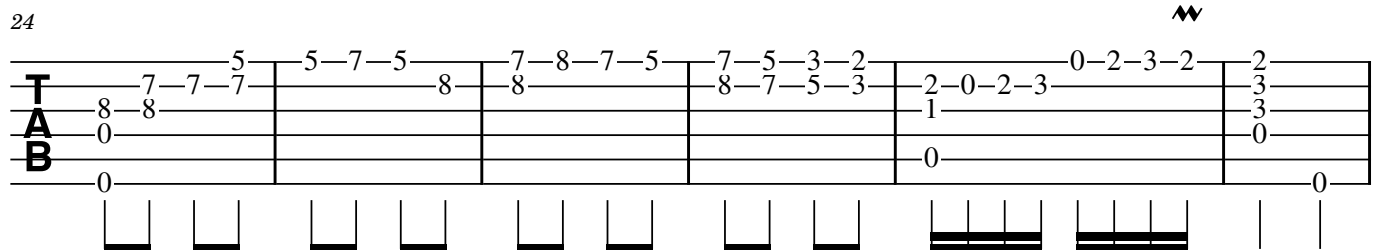
System 3: TAB notation for measures 11-15. The top line (TAB) contains fret numbers: 2, 0, 0, 3, 2, 3, 0, 3, 3, 5, 7, 7, 5, 8, 7, 7, 7, 2, 0, 0, 0, 2, 3, 3, 2, 0, 2, 3, 3, 0, 2, 0. The middle line (TAB) contains fret numbers: 3, 3, 3, 0, 0, 0, 0, 0, 0, 0, 0, 0, 0, 0, 0, 0, 0, 0, 0, 0, 0, 0, 0, 0, 0, 0, 0, 0, 0, 0, 0. The bottom line (TAB) contains fret numbers: 0, 0, 0, 0, 0, 0, 0, 0, 0, 0, 0, 0, 0, 0, 0, 0, 0, 0, 0, 0, 0, 0, 0, 0, 0, 0, 0, 0, 0, 0, 0. Below the TAB is a guitar diagram showing the fretted notes on the strings.

17



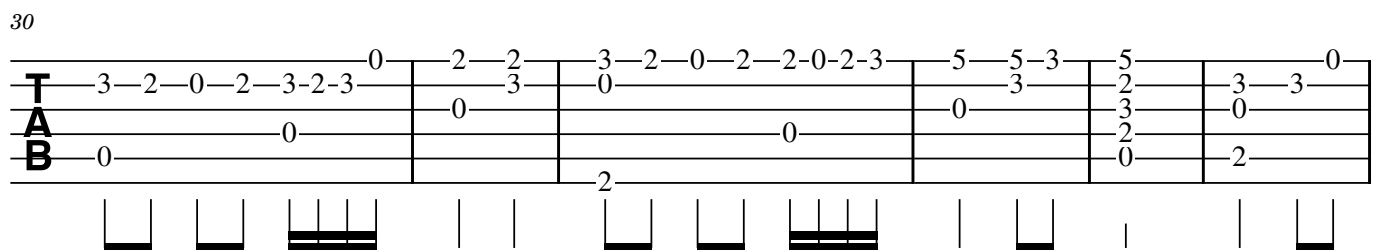
System 4: TAB notation for measures 16-23. The top line (TAB) contains fret numbers: 0, 2, 3, 2, 0, 0, 3, 2, 0, 0, 0, 2, 2, 0, 5, 7, 5, 5, 8, 7, 5, 7, 5, 5, 7, 5, 8, 7, 8. The middle line (TAB) contains fret numbers: 3, 3, 3, 0, 0, 0, 0, 0, 0, 0, 0, 0, 0, 0, 0, 0, 0, 0, 0, 0, 0, 0, 0, 0, 0, 0, 0, 0, 0, 0, 0. The bottom line (TAB) contains fret numbers: 2, 0, 2, 0, 4, 2, 4, 5, 0, 0, 0, 0, 0, 0, 0, 0, 0, 0, 0, 0, 0, 0, 0, 0, 0, 0, 0, 0, 0, 0, 0. Below the TAB is a guitar diagram showing the fretted notes on the strings.

24



System 5: TAB notation for measures 24-29. The top line (TAB) contains fret numbers: 7, 7, 7, 5, 5, 7, 5, 8, 7, 8, 7, 5, 7, 5, 3, 2, 2, 0, 2, 3, 0, 2, 3, 2, 2, 2, 0, 2, 3, 2, 2. The middle line (TAB) contains fret numbers: 8, 8, 8, 0, 0, 0, 0, 0, 0, 0, 0, 0, 0, 0, 0, 0, 0, 0, 0, 0, 0, 0, 0, 0, 0, 0, 0, 0, 0, 0, 0. The bottom line (TAB) contains fret numbers: 0, 0, 0, 0, 0, 0, 0, 0, 0, 0, 0, 0, 0, 0, 0, 0, 0, 0, 0, 0, 0, 0, 0, 0, 0, 0, 0, 0, 0, 0, 0. Below the TAB is a guitar diagram showing the fretted notes on the strings.

30



System 6: TAB notation for measures 30-34. The top line (TAB) contains fret numbers: 3, 2, 0, 2, 3, 2, 3, 0, 2, 2, 3, 2, 0, 2, 2, 0, 2, 3, 5, 5, 3, 5, 5, 3, 5, 3, 3, 0. The middle line (TAB) contains fret numbers: 0, 0, 0, 0, 0, 0, 0, 0, 0, 0, 0, 0, 0, 0, 0, 0, 0, 0, 0, 0, 0, 0, 0, 0, 0, 0, 0, 0, 0. The bottom line (TAB) contains fret numbers: 0, 0, 0, 0, 0, 0, 0, 0, 0, 0, 0, 0, 0, 0, 0, 0, 0, 0, 0, 0, 0, 0, 0, 0, 0, 0, 0, 0, 0. Below the TAB is a guitar diagram showing the fretted notes on the strings.

2

36

**T** 2 0 0-2-0-2-3 5-5-3-3-2-2-0-2-3 2-0 0  
**A** 3 3 2 2 3 2 3-2-3 0-2-0-2-3 3 2 0 0 3-2-3  
**B** 0 0 2 0 0 0

This block contains the guitar tablature for measures 36 through 39. The notation is written on a six-line staff with letters T, A, and B on the left. Measure 36: T (2, 0), A (3, 3, 2, 2), B (0, 0). Measure 37: T (0-2-0-2-3), A (3, 2, 3, 2, 3), B (2, 0). Measure 38: T (5-5-3-3-2-2-0-2-3), A (3, 2, 0, 0), B (0, 0). Measure 39: T (2-0, 0), A (3-2-3), B (0). Below the staff are fretboard diagrams for each measure, showing fingerings on the strings.

40

**T** 3 3-2-3-2-3 0-2-0-2-3 5-5-3 3-2-2-0-2-3 2-0 0 0  
**A** 3 0 0 0 0 1 3 5 3-2-3 3-2-3 3  
**B** 0 2 0 0 0 0 0 0 0 0 0

This block contains the guitar tablature for measures 40 through 44. The notation is written on a six-line staff with letters T, A, and B on the left. Measure 40: T (3), A (3), B (0). Measure 41: T (3-2-3-2-3), A (0), B (2). Measure 42: T (0-2-0-2-3), A (0), B (0). Measure 43: T (5-5-3), A (1, 3, 5), B (0). Measure 44: T (3-2-2-0-2-3), A (3-2-3), B (0). Measure 45: T (2-0, 0, 0), A (3-2-3, 3), B (0, 0). A double bar line with a wavy line above it is placed after measure 45. Below the staff are fretboard diagrams for each measure, showing fingerings on the strings.




45

**T** 3  
**A** 3  
**B** 0  
0

This block contains the guitar tablature for measure 45. The notation is written on a six-line staff with letters T, A, and B on the left. Measure 45: T (3), A (3), B (0, 0). Below the staff is a fretboard diagram for this measure, showing fingerings on the strings.

# XXXIII

15.11.2017



2

38

8

# XXXIII

15.11.2017

8

8

2-3-2-0 | 3-2-0 | 3-1-3 | 0-2-3 | 2-3-2-0 | 0-2-0 | 0-3

0 | 0 | 0 | 0 | 0 | 0 | 0

2 | 0 | 0 | 0 | 2 | 2 | 2

3 | 3 | 3 | 3 | 3 | 3 | 3

2-3-2-0

8

15

0 | 0 | 0 | 0 | 0 | 0 | 0

0 | 0 | 0 | 0 | 0 | 0 | 0

0-2-3 | 2 | 3 | 10 | 9 | 10 | 9

15

21

7-7-7 | 7-7-7 | 7-5-4-5-7 | 5-4-2-4-5 | 4-2-0-2-4

8-8-8-8 | 8-8-8-8 | 0 | 0 | 0

7 | 6 | 0 | 0 | 0

20

27

II V

4-5-5 | 5-4-2 | 4-2 | 2-4-5-7 | 9-7-5 | 7-5 | 7-9-10

2-2-5 | 2-5 | 4-2-4-5 | 5-5-9 | 10-9-10

4 | 4 | 4 | 7 | 5 | 7 | 0

0-2 | 4 | 2 | 5 | 7 | 7 | 0

27

33

9-7 | 10-9-10 | 7-9-10 | 7-0 | 7-8-7 | 5-7-5 | 3-5-3 | 2-3 | 0-2-3-2-0

10-10 | 0-9-7 | 9-9-9-9 | 10-10-10-10 | 10-10 | 10-9-7

0 | 7-7-7 | 8-8-8 | 8-9 | 9-9-7

8 | 9

33

39

9-7 | 7-9-10 | 7-0 | 7-8-7 | 5-7-5 | 3-5-3 | 2-3 | 0-2-3-2-0

7-10-9-10 | 9-10-9 | 0-7-8-7 | 0-5-7-5 | 0-3-5-3 | 0-2-3 | 0-0-0-0

0 | 0 | 0 | 0 | 0 | 0 | 0

2



2

36

The image shows a guitar TAB for a four-measure phrase. The notation is as follows:

| Measure | String 6 | String 5 | String 4 | String 3 | String 2 | String 1 |
|---------|----------|----------|----------|----------|----------|----------|
| 1       | 3        | 2        | 0        | 3        |          |          |
| 2       | 3        | 1        | 3        | 0        |          |          |
| 3       | 2        | 3        | 0        | 2        |          |          |
| 4       | 0        |          |          |          | 2        | 0        |

Below the TAB, there are three diagrams of guitar fretboards showing the fingerings for the first three measures. Each diagram shows a double line representing the strings and vertical lines representing frets. The first diagram shows frets 3, 2, and 0 on strings 6, 5, and 4 respectively, and fret 3 on string 3. The second diagram shows frets 3, 1, and 3 on strings 6, 5, and 4 respectively, and fret 0 on string 3. The third diagram shows frets 2, 3, and 0 on strings 6, 5, and 4 respectively, and fret 2 on string 1. The fourth measure is not diagrammed.

# XXXIV

16.11.2017

The first system of musical notation for XXXIV, measures 1-4. It features a treble clef, a key signature of three sharps (F#, C#, G#), and a common time signature (C). The music consists of a single melodic line with a bass line. The melody begins with a dotted quarter note followed by an eighth note, then continues with a series of eighth notes and quarter notes. The bass line provides harmonic support with chords and single notes.

The second system of musical notation for XXXIV, measures 5-8. It continues the melody from the first system. Measure 5 starts with a measure rest followed by a dotted quarter note and an eighth note. The melody continues with eighth notes and quarter notes. The bass line consists of chords and single notes.

The third system of musical notation for XXXIV, measures 9-12. It concludes the piece. Measure 9 starts with a measure rest followed by a dotted quarter note and an eighth note. The melody continues with eighth notes and quarter notes. The bass line consists of chords and single notes. The piece ends with a double bar line.

# XXXIV

16.11.2017

Guitar TAB for measures 1-4. The notation is as follows:

| Measure | 1 | 2 | 3 | 4 |
|---------|---|---|---|---|
| 5       | 5 | 5 | 4 | 4 |
| 2       |   |   |   |   |
| 5       |   |   |   |   |
| 0       | 0 | 0 | 0 | 0 |

Measure 2: 2-0-2-3, 3, 2, 0

Measure 3: 0-2-4-5, 9-9-7-5-7-9, 5, 7, 5, 7

Measure 4: V, II, 5-5-4-2-4-5, 2, 2, 4, 4

5  $\text{♩} = \text{♩}$   $\text{♩} = \text{♩}$

Guitar TAB for measures 5-9. The notation is as follows:

| Measure | 5 | 6 | 7 | 8 | 9 |    |   |   |   |   |    |   |   |   |   |   |   |   |
|---------|---|---|---|---|---|----|---|---|---|---|----|---|---|---|---|---|---|---|
| 4       | 4 | 4 | 4 | 5 | 5 | 10 | 9 | 7 | 9 | 7 | 10 | 9 | 7 | 9 | 7 | 7 | 9 | 9 |
| 0       | 0 | 0 | 0 | 0 | 0 | 0  | 0 | 0 | 0 | 0 | 0  | 0 | 0 | 0 | 0 | 0 | 0 | 0 |
| 2       |   |   |   |   |   |    |   |   |   |   |    |   |   |   |   |   |   |   |
| 0       | 0 | 0 | 0 | 0 | 0 | 0  | 0 | 0 | 0 | 0 | 0  | 0 | 0 | 0 | 0 | 0 | 0 | 0 |

Measure 5: 4-2-0-2-0, 4

Measure 6: 4-4-5-5, 2

Measure 7: 10-9-7-9-7, 10

Measure 8: 10-9-7-9-7, 10-9-10

Measure 9: 7-9-9, 10-10-10

10

Guitar TAB for measures 10-12. The notation is as follows:

| Measure | 10 | 11 | 12 |    |   |   |   |   |   |   |   |
|---------|----|----|----|----|---|---|---|---|---|---|---|
| 10      | 10 | 9  | 7  | 10 | 9 | 7 | 9 | 9 | 9 | 7 | 9 |
| 0       | 0  | 0  | 0  | 0  | 0 | 0 | 0 | 0 | 0 | 0 | 0 |
| 0       |    |    |    |    |   |   |   |   |   |   |   |
| 0       | 0  | 0  | 0  | 0  | 0 | 0 | 0 | 0 | 0 | 0 | 0 |

Measure 10: 10-9-7-10-9-7, 10

Measure 11: 9-9-9-7

Measure 12: V, 9-5-7-5

# XXXV

27.11.2017

Musical notation for the first system, measures 1-6. The key signature is three sharps (F#, C#, G#). The music is written on a grand staff with a treble clef and a bass clef. The melody in the treble clef consists of eighth and quarter notes, while the bass clef provides a harmonic accompaniment with chords and single notes.

7

Musical notation for the second system, measures 7-12. The key signature remains three sharps. Measures 7-9 continue the melodic and harmonic patterns. Measures 10 and 11 feature a double bar line with a repeat sign (two wavy lines) above the staff, indicating a repeat of the preceding material. Measure 12 concludes the system with a final melodic flourish.

13

Musical notation for the third system, measures 13-18. The key signature is three sharps. Measures 13-17 continue the piece's development. Measure 18 ends with a double bar line and a repeat sign (two wavy lines) above the staff, indicating the end of the piece.

# XXXV

27.11.2017

0 3-2-0 2-0-2-3-2-0 2-0 2 3-2 3-2-0 0-2

**T** 0 3-2-0 2-0-2-3-2-0 2-0 2 3-2 3-2-0 0-2

**A** 2 0 0 0 0 0 0 3 2-3

**B** 0 2 2 2 2 0 2

7

2-0 0 0-2-3 0 0-2-3 0 2 0 3 0 2 3 0 0-2 0

**T** 0 3-2 0 2-3 0 0-2-3 0 0 3 0 2 3 0 2-3 0-2-3 0

**A** 1 0 0 0 0 0 0 0 0 0

**B** 2 3 2 2 2 2 2

13

2 3 2 3 0 2-3-2-0 4 0 0 8-7-5-7 7 7 7 7 0



**T** 2 3 2 3 0 2-3-2-0 4 0 0 8-7-5-7 7 7 7 7 0

**A** 3 0 2 10-9 7 7 7 7 8 0 8

**B** 2 3 0 2 10-9 7 7 7 7 8

# XXXVI

28.11.2017



# XXXVI

28.11.2017

10

TAB

10 10-9-10 8-7 10-8-7 8-7-8-10 7-8-7 0 3-2-0-0 3-1 2-3-7 0

10-8-7 8-7-8-10 0 0 2 3 0

0 0 2 3 0

6

TAB

7-5-7-8 5-7 5-5-7-8 5 3-2-3 0-2-3-2-0-0 3 2 0 0

0 8 0 1 3 3 0

0 0 1 3 2 0

10

TAB

3-2-0 3-2-0-3-2-0 4 0-2 0 0

3-2-0-3-2-0 4 0-2 0 0

2 2 2

# XXXVII

29.11.2017

Musical staff 1: Treble clef, key signature of two sharps (F# and C#), 8/8 time signature. The staff contains a sequence of notes and chords. Above the staff, the label "Harm12" is positioned above the first measure, and "H5" and "H7" are positioned above the final two measures. The notes are mostly quarter notes, with some eighth notes in the final measures.

Musical staff 2: Treble clef, key signature of two sharps (F# and C#), 8/8 time signature. The staff contains a sequence of notes and chords. Above the staff, the label "Harm5" is positioned above the first measure, and "H12", "H5", "H7", "H5", "H5", and "H7" are positioned above subsequent measures. The notes are mostly quarter notes, with some eighth notes in the final measures.

Musical staff 3: Treble clef, key signature of two sharps (F# and C#), 8/8 time signature. The staff contains a sequence of notes and chords. Above the staff, the label "H12" is positioned above the first measure, and "H5" is positioned above the second measure. The notes are mostly quarter notes, with some eighth notes in the final measures.



# XXXVII

29.11.2017

(Harm12) (0) (2) (3) (2) (H5) (H7) (Harm5) (0)

**T** (1) (0) (0) (0) (2) (3) (0) (2) (3) (2) (0) (0) (0) (2) (3) (0)

**A** (1) (0) (1) (3) (0) (1) (0) 0 (0) (0)

**B** 0 2 3

7 (H12) (H5) (H7) (H5) (H5) (0) (2) (H7) (H12) (H5)

**T** (2) (3) (2) (0) (0) (0) (0) (0) (2) (3) (0) (0)

**A** 2 2 0 9 6 7 5 3 2 2 (2) (2) 7

**B** 2 0 9 6 7 5 3 2 2 (2) 7

# XXXVIII

30.11.2017

Musical notation for the first system, measures 1-5. The key signature is three sharps (F#, C#, G#). The notation includes a treble clef, a common time signature, and an 8-measure rest at the beginning. The melody consists of eighth and quarter notes, with some beamed eighth notes. The bass line features a whole note chord in the first measure, followed by eighth notes and quarter notes.

Musical notation for the second system, measures 6-8. The key signature is three sharps (F#, C#, G#). The notation includes a treble clef, a common time signature, and an 8-measure rest at the beginning. The melody continues with eighth and quarter notes. The bass line features four triplet markings (indicated by a '3' below the notes) over eighth notes.

Musical notation for the third system, measures 9-10. The key signature is three sharps (F#, C#, G#). The notation includes a treble clef, a common time signature, and an 8-measure rest at the beginning. The melody consists of a single quarter note in the first measure, followed by a whole note chord in the second measure. The bass line features a whole note chord in the first measure, followed by quarter notes and a whole note chord in the second measure.

# XXXVIII

30.11.2017

**T  
A  
B**

9 10-10-9-7 10-9-7 7-9-10-9 9-7-9 10-9-10-7-7  
0 10-10 0 9-7-9-10 0 0  
0 0  
0  
0  
0

7

**T  
A  
B**

9-7-9-7-5-7-5-4-2-4-2 5-7-8-7 7 2  
0 0 0 0 5 7-5-7-8 0 0  
0 0  
0  
7-10-2-0 2  
3 3 3 3

# XXXIX

25.11.2017

Musical notation for the first system, measures 1-5. The key signature is D major (two sharps). The time signature is 8/8. The notation features a treble clef and a bass clef. Measure 1 contains a whole note chord. Measures 2-3 contain eighth notes. Measure 4 contains a triplet of eighth notes. Measure 5 contains a quarter note followed by a dotted quarter note.

Musical notation for the second system, measures 6-9. The key signature is D major. The time signature is 8/8. The notation features a treble clef and a bass clef. Measures 6-9 contain eighth notes, with some beamed eighth notes and some notes with stems pointing downwards.

Musical notation for the third system, measures 10-13. The key signature is D major. The time signature is 8/8. The notation features a treble clef and a bass clef. Measure 10 contains a quarter note followed by a dotted quarter note. Measure 11 contains eighth notes. Measure 12 contains a triplet of eighth notes. Measure 13 contains a whole note chord. The system ends with a double bar line.

# XXXIX

25.11.2017

0-3-2 | 2-0 | 3-2-0 | 0-2 | 3-2-0 | 10-9-7-9 | 9-7-7

0 | 0-3 | 0-3 | 0 | 0 | 0 | 0 | 10-9-10

0 | 2 | 2 | 2 | 3-2-10 | 9 | 0

3 3

7

9-7-9-10-9-7 | 10-9 | 10-9-7-9-7-5 | 7-5-3-5-3-2 | 3-0-2 | 0 | 2-3-0-2

0 | 0 | 0 | 0 | 0 | 0 | 0 | 0 | 0 | 0

0 | 2 | 2 | 3-0 | 2

3-0 2

13

3-2-0 | 3-0-2 | 2

0 | 0 | 0

2

3 3

# XL

26.11.2017

Musical notation for the first system, measures 1-5. The key signature is two sharps (F# and C#). The music features a treble clef and a bass clef. The melody in the treble clef consists of quarter and eighth notes. The bass line includes chords and single notes, with a double bar line at the end of measure 5.

Musical notation for the second system, measures 6-10. The key signature remains two sharps. The melody continues with eighth and quarter notes. The bass line features chords and single notes, with a double bar line at the end of measure 10.

Musical notation for the third system, measures 11-15. The key signature remains two sharps. The melody continues with eighth and quarter notes. The bass line features chords and single notes, with a double bar line at the end of measure 15.

Musical notation for the fourth system, measures 16-20. The key signature remains two sharps. The melody continues with eighth and quarter notes. The bass line features chords and single notes, with a double bar line at the end of measure 20. There are trill ornaments above the first five notes of the melody. The bass line has a triplet of eighth notes in measure 19 and a triplet of quarter notes in measure 20.

# XL

26.11.2017

7

7  
TAB

3 | 2-2-3-2-3-0 | 2 | 3-2-0-2-0-2 | 2 | 7-8-7

3 | 3 0 | 0 | 0 3 | 0 | 0

3 | 1 | 0 | 1 | 1 | 0

0 | | 2-1-2 | 1 | 0 | 2-0-2-6 | 7 | 6

Diagram showing fret positions and string numbers for measures 1-6.

7

7  
TAB

7-7-5 | 8-8-7-5 | 7-8 | 5-8 | 7 | 2 | 10-9-10

0 | 8 | 6 | 0 | 0 | 0 | 0

7 | 7 | 0 | 7-8-7-5-3-5 | 2-0-2-3-10-9 | 10 | 9

0 | 0 | 0 | | | | | 0

Diagram showing fret positions and string numbers for measures 7-12.

13

13

10-9-10 | 10-9-10 | 7-9-10-9-7-7 | 9 | 7 | 10-5 | 2 | 3 | 2 | 2-0-2-3 | 0-2

0 | 0 | 7 | 10 | 0 | 0 | 3 | 2 | 0

7 | | | | | | | 0

Diagram showing fret positions and string numbers for measures 13-18. Includes tremolo symbols (trill) above measures 14, 15, 16, and 17.

21

21

2-0-2-3 | 3-2-0-2-0-2 | 2 | 3 | 3 | 3 | 3






0 | 1 | 3 | 3 | 3 | 3 | 3

0 | | | | | | | 0

Diagram showing fret positions and string numbers for measures 19-21. Includes triplets (3) under measures 20 and 21.

# XLI

25.11.2017





# XLI

25.11.2017

**TAB**

0-2 | 3-2-0 | 0-2 | 3-2-0-5 | 8-7-5-8 | 7-5-5 | 7-5-7-8-7-5 | 8-7

4

7

0

7

**TAB**

7-5-7-8-7-5 | 5-7-7-8 | 7-5-5-7-5-7-8 | 0-2-0 | 2-3-0-2

8-7

8-7-8

0

7

11

**TAB**

0 | 3-2-0 | 0-0-0-2 | 3-2-0 | 2-0-2-3 | 3

3-1-3-0-1-0 | 1-0-1-3 | 0-2-3 | 3 | 2-3 | 2

0

3

2

17

**TAB**

3-2-0-3 | 2-0-0 | 2-3 | 0 | 0-2-3 | 0-2-3 | 2

3 | 0 | 0 | 0-4 | 4 | 0-2-3 | 0

0

2

2

2

2

# XLII

01.12.2017

Musical notation for measures 1-4. The piece is in G major (one sharp) and 8/8 time. The melody consists of eighth and sixteenth notes, while the bass line features a steady eighth-note accompaniment.

Musical notation for measures 5-8. The melody continues with eighth and sixteenth notes, and the bass line maintains its accompaniment.

Musical notation for measures 9-15. The melody and bass line continue, with some chords in the bass line becoming more complex.

Musical notation for measures 16-21. The melody and bass line continue, with a double bar line at the end of measure 21.

Musical notation for measures 22-28. The melody and bass line continue, with a double bar line at the end of measure 28.

# XLII

01.12.2017

2-2-3 | 3-2-0-2-0 | 3-2-0-2-0-0 | 0-2-3-0-2-0

TAB 0 | 1-0 | 2-4-2-4-2-4 | 2

5

0-2-3-0-2-0 | 0-2-3-0-2-0-2-0-0 | 2-0-0-2-0-2-3-2 | 2-2-0-3-3

TAB 0 | 3 | 2-0 | 2-3-3 | 3-3

B 0 | 2-0 | 2 | 0 | 0

10

3-3-3-2 | 2-0-2-3-2-0 | 0-0-0-0 | 0-0-0 | 9-10-9 | 10-10-10 | 9-7-9-10 | 10-9-10

TAB 0 | 0 | 2-7 | 5-9-10 | 10-10 | 9-7-9-10 | 10-9-10

A 1 | 0 | 3-8 | 6-10 | 0 | 0 | 10

B 3 | 2 | 0-0 | 0-0 | 9 | 9 | 0

17

9-10-9 | 9-7-10-9-10 | 7-5-4-2 | 4-2-0 | 2-0-4 | 4-2-4-5-4-2

TAB 10 | 10 | 10-9-10 | 7 | 4-2-0 | 0-0-4 | 0-4-5-4-2

A 0 | 0 | 2 | 0 | 0 | 2

B 0 | 0 | 0 | 0 | 2 | 0

23

2-0-2-4-2-0 | 0-0-0 | 2-2-0 | 4



TAB 0 | 2-4 | 0 | 0 | 4

A 0 | 2 | 2 | 2

B 2 | 0 | 0 | 0

# XLIII

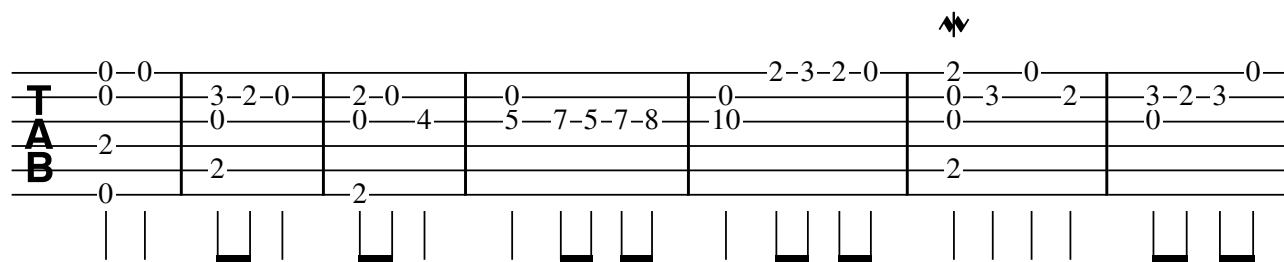
02.12.2017



# XLIII

02.12.2017

↗



0-0 | 3-2-0 | 2-0 | 0 | 2-3-2-0 | 2-0 | 3-2-3-0

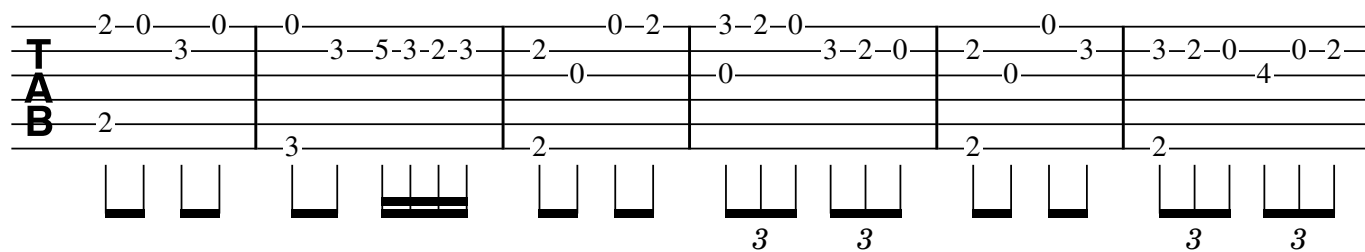
0 | 0 | 0-4 | 5-7-5-7-8 | 10 | 0-3-2 | 0

2 | 2 | | | | 2 |

0 | | 2 | | | | |

Diagram showing fret positions and string numbers for the first system of guitar tablature.

8



2-0-0 | 0 | 3-5-3-2-3 | 2-0-2 | 3-2-0 | 2-0-3 | 3-2-0-0-2

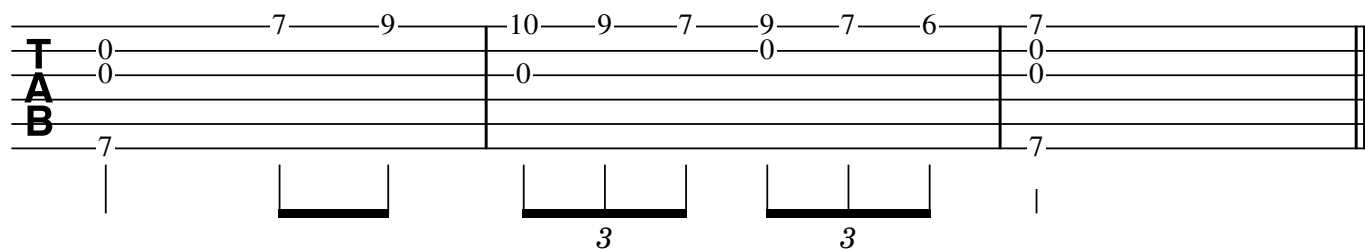
3 | 3-5-3-2-3 | 0 | 0 | 3-2-0 | 0-3 | 4

2 | 3 | 2 | 2 | 2 | 2

3 3 3 3

Diagram showing fret positions and string numbers for the second system of guitar tablature, including triplets.

14



7-9 | 10-9-7-9-7-6 | 7

0 | 0 | 0 | 0



7 | 7

3 3

Diagram showing fret positions and string numbers for the third system of guitar tablature, including triplets.

# XLIV

03.12.2017



# XLIV

03.12.2017

7

7-measure guitar TAB. The top staff (T) contains fret numbers: 3-2-3-2-3, 0, 0, 0-2, 7-5-7-8, 8-8-7, 7. The middle staff (A) contains: 2, 0, 0, 0, 7, 5. The bottom staff (B) contains: 0, 3, 2, 2, 3, 2, 0, 7-5, 5. Vertical bar lines are present below the staff. A double bar line is at the end of the 6th measure.

7

7-measure guitar TAB. A tempo marking  $\text{♩} = \text{♩}$  is above the 7th measure. The top staff (T) contains: 0, 7-8-8, 7-6, 0-2, 3-3, 2-0, 3-2, 0, 2-0-2-3, 3-3, 2-0. The middle staff (A) contains: 0, 0, 0-1-3, 0, 1, 0. The bottom staff (B) contains: 7-3-10-9, 7, 2. Vertical bar lines are present below the staff. A double bar line is at the end of the 13th measure.

14

10-measure guitar TAB. The top staff (T) contains: 2-2, 0, 3, 3-2, 0-2-3, 0-2-3, 5-5, 3-2, 2-2, 0, 3-2, 0-2. The middle staff (A) contains: 0, 2, 2, 3, 2, 0, 3, 3-2, 3. The bottom staff (B) contains: 0, 2, 2, 3, 2, 0, 3, 3, 0. Vertical bar lines are present below the staff. A double bar line is at the end of the 23rd measure.

24

2-measure guitar TAB. The top staff (T) contains: 3, 5-3, 2. The middle staff (A) contains: 3, 3, 3. The bottom staff (B) contains: 0. Vertical bar lines are present below the staff. A double bar line is at the end of the 25th measure.

# XLV

04.12.2017

8

6

8

Accel. 1 takt

8

9

8

10

8

12

8

14

8



2

18

The image shows a musical score for two staves, measures 18 and 19. The key signature is three sharps (F#, C#, G#). Measure 18 features a treble clef with a treble staff and a bass staff. The treble staff has a whole note chord (F#, C#, G#) followed by a quarter rest, then a quarter note G# and a quarter note F#. The bass staff has a whole note chord (F#, C#, G#). Measure 19 features a treble clef with a treble staff and a bass staff. The treble staff has a whole note chord (F, C, G) with a flat sign above the F. The bass staff has a whole note chord (F, C, G). The piece ends with a double bar line.

# XLV

04.12.2017

V IV

TAB notation for measures 6-7. Measure 6: 4-2-0-2 | 4-4 | 9-7-5-7 | 7-5 | 5-9-7-9 | 5 | 4 | 4. Measure 7: 0 | 0 | 5 | 7 | 5 | 6-7-6-4 | 6 | 4 | 6-7-2 | 4 | 2-3-0 | 2. Includes rhythmic notation and guitar diagrams.

8 Accel. 1 takt

TAB notation for measure 8. Measure 8: 2-2-2 | 2-2-2 | 0 | 2-2-2 | 2-2-2 | 0 | 3-3-3 | 3-3-3 | 0 | 2-2-2 | 2-2-2. Includes rhythmic notation and guitar diagrams.

9

TAB notation for measure 9. Measure 9: 2-2-2 | 2-2-2 | 0 | 2-2-2 | 2-2-2 | 0 | 3-3-3 | 3-3-3 | 0 | 2-2-2 | 2-2-2. Includes rhythmic notation and guitar diagrams.

10

TAB notation for measure 10. Measure 10: 4-4-4 | 4-4-4 | 0 | 4-4-4 | 4-4-4 | 2 | 2-2-2 | 2-2-2 | 0 | 2-2-2 | 2-2-2. Includes rhythmic notation and guitar diagrams.

12 V

TAB notation for measure 12. Measure 12: 9-9-9 | 9-9-9 | 5 | 9-9-9 | 9-9-9 | 7 | 7-7-7 | 7-7-7 | 5 | 7-7-7 | 7-7-7. Includes rhythmic notation and guitar diagrams.

14 IV II

TAB notation for measure 14. Measure 14: 8-8-8 | 8-8-8 | 4 | 8-8-8 | 8-8-8 | 8 | 6-4 | 6 | 4 | 4 | 2-0 | 2-0 | 6 | 2. Includes rhythmic notation and guitar diagrams.

# XLVI

05.12.2017

6=D 8

The first system of music consists of ten measures. It begins with a treble clef, a key signature of two sharps (F# and C#), and a common time signature. The melody starts on a half note G4, followed by quarter notes A4, B4, and C5. The bass line features a low octave G2, with a double bar line and a '6=D' instruction below the staff. The melody continues with quarter notes D5, E5, F#5, and G5, then a half note A5. The bass line has a double bar line and an '8' below the staff. The melody concludes with quarter notes G5, F#5, E5, and D5. The bass line has a double bar line and an '8' below the staff.

11

The second system of music consists of ten measures. It begins with a treble clef, a key signature of two sharps (F# and C#), and a common time signature. The melody starts with a quarter note G4, followed by eighth notes A4, B4, and C5. The bass line has a double bar line and an '8' below the staff. The melody continues with eighth notes D5, E5, F#5, and G5, then a half note A5. The bass line has a double bar line and an '8' below the staff. The melody concludes with quarter notes G5, F#5, E5, and D5. The bass line has a double bar line and an '8' below the staff.

20

The third system of music consists of two measures. It begins with a treble clef, a key signature of two sharps (F# and C#), and a common time signature. The melody starts with a quarter note G4, followed by quarter notes A4, B4, and C5. The bass line has a double bar line and an '8' below the staff. The melody concludes with a quarter note D5. The bass line has a double bar line and an '8' below the staff. The system ends with a double bar line and a repeat sign.

# XLVI

05.12.2017

6=D

7-5 7 8-7 7 8-7 8 5-7 7-5 7-8 5 5-7 5 8 8-7-5 7

8 8 0 0 0

| ∨ | ∨ | ∨ |      | ∨ |      | ∨ | ∨ |      | •

11

5 8-7 8 5-7 8-10 7-8-10 0 7 9-10 9-7 7 8-10 8-7 8-7 10 10-8-7

8-10 0 0 0 0 0 0 0

               | ∨ | ∨ | ∨ | ∨ |          

20

7-8-10 9 10 8-10 7 8 8 0


7 8 8 0

     | •

# XLVII


06.12.2017

6=D



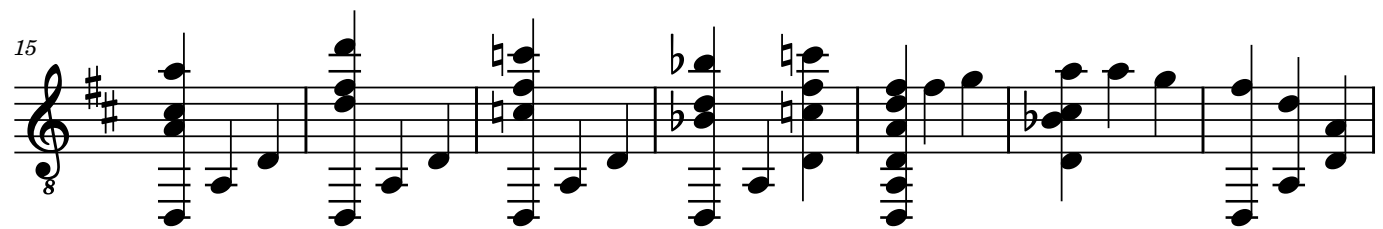
Musical notation for measures 1-7. The piece is in D major (one sharp) and 6/8 time. The notation consists of a treble clef with a key signature of one sharp (F#) and a time signature of 8/8. The melody is written on a single staff, and the bass line is indicated by a series of eighth notes on a lower staff. The melody starts on G4 and moves through various intervals, ending on G4.

8



Musical notation for measures 8-14. The notation continues from the previous system. The melody features a sequence of chords and intervals, including a prominent G4-A4-B4 sequence. The bass line continues with eighth notes. The system ends with a double bar line.

15



Musical notation for measures 15-21. The notation continues from the previous system. The melody features a sequence of chords and intervals, including a prominent G4-A4-B4 sequence. The bass line continues with eighth notes. The system ends with a double bar line.

22



Musical notation for measure 22. The notation consists of a treble clef with a key signature of one sharp (F#) and a time signature of 8/8. The melody is written on a single staff, and the bass line is indicated by a series of eighth notes on a lower staff. The system ends with a double bar line.

# XLVII

06.12.2017

6=D

TAB notation for measure 6=D. The notation consists of three staves. The top staff has fret numbers: 2, 0, 7, 9, 5, 3, 5, 2, 3, 0, 2, 2, 3. The middle staff has fret numbers: 0, 0, 0, 0, 0, 0, 0, 0, 0, 0, 0, 0, 0. The bottom staff has fret numbers: 0, 0, 0, 0, 0, 0, 0, 0, 0, 0, 0, 0, 0. Vertical bar lines separate the notes into measures.

9


TAB notation for measure 9. The notation consists of three staves. The top staff has fret numbers: 5, 7, 3, 5, 2, 10, 8, 6, 5, 10. The middle staff has fret numbers: 7, 8, 5, 7, 3, 7, 5, 3, 2, 7. The bottom staff has fret numbers: 0, 0, 0, 0, 0, 0, 0, 0, 0, 0. Vertical bar lines separate the notes into measures.

17

TAB notation for measure 17. The notation consists of three staves. The top staff has fret numbers: 8, 6, 8, 2, 2, 3, 5, 5, 3, 2, 2. The middle staff has fret numbers: 7, 3, 7, 3, 3, 2, 4, 3, 3, 3. The bottom staff has fret numbers: 6, 4, 6, 0, 0, 0, 0, 0, 0, 0. Vertical bar lines separate the notes into measures. The notation ends with a double bar line.

# XLVIII

07.12.2017



# XLVIII

07.12.2017

9

9

|   |   |    |   |   |   |   |   |   |   |   |   |   |   |   |   |   |   |   |   |   |   |
|---|---|----|---|---|---|---|---|---|---|---|---|---|---|---|---|---|---|---|---|---|---|
| 7 | 8 | 8  | 7 | 5 | 7 | 7 | 7 | 3 | 0 | 2 | 0 | 0 | 0 | 2 | 3 | 0 | 2 | 3 | 0 |   |   |
| 0 |   | 10 |   |   |   | 8 | 7 |   |   | 3 | 3 |   |   | 3 | 2 |   |   | 0 | 2 | 3 | 0 |
| 0 |   |    |   | 0 |   |   |   | 2 |   |   |   |   |   | 2 |   |   |   | 2 |   |   |   |

Diagrammatic notation for measures 9-15: | ♪ | ♪ | ♪ | ♪ | ♪ | ♪ | • | | ♪ | ♪ | • | |

9

9

|   |   |   |   |   |   |   |   |   |   |   |   |   |   |   |   |   |   |   |   |   |   |   |   |   |   |   |
|---|---|---|---|---|---|---|---|---|---|---|---|---|---|---|---|---|---|---|---|---|---|---|---|---|---|---|
| 0 | 2 | 5 | 4 | 2 | 0 | 2 | 0 | 0 | 0 | 3 | 2 | 0 | 0 | 2 | 2 | 3 | 0 | 0 | 2 | 0 | 2 | 3 | 3 | 0 | 2 |   |
| 0 | 2 | 3 |   |   | 5 |   |   | 3 | 3 | 2 | 3 | 2 | 3 | 2 | 0 | 1 | 0 | 1 | 3 | 0 | 2 | 2 | 3 | 3 | 0 | 2 |
|   |   |   |   |   |   |   |   |   |   | 2 |   |   |   |   |   |   |   |   |   | 0 |   |   |   |   | 2 |   |

Diagrammatic notation for measures 16-22: | | | | | | | | | | | | | | | |

16

16

|   |   |   |   |   |   |   |   |   |   |   |   |   |   |   |   |   |   |
|---|---|---|---|---|---|---|---|---|---|---|---|---|---|---|---|---|---|
| 0 | 2 | 3 | 2 | 0 | 0 | 2 | 0 | 3 | 2 | 0 | 0 | 0 | 0 | 0 | 0 | 7 | 7 |
| 3 |   |   |   | 3 |   | 0 |   | 0 |   | 2 |   |   |   |   | 0 | 0 | 0 |
|   |   |   |   |   |   | 0 |   | 0 |   |   |   |   |   |   | 0 | 0 | 0 |

Diagrammatic notation for measures 23-29: | | | | | | | | | | | | | | | |



# XLIX

08.12.2017

Musical notation for measures 1-9. The piece is in G major (one sharp) and 8/8 time. The melody consists of eighth and quarter notes, while the bass line features a steady eighth-note accompaniment.

10

Musical notation for measures 10-13. The melody continues with eighth notes and quarter notes, and the bass line maintains its eighth-note accompaniment.

14

Musical notation for measures 14-18. The melody features a series of beamed eighth notes, and the bass line continues with eighth notes.

19

Musical notation for measure 19, which concludes the piece with a final chord in G major.

# XLIX

08.12.2017

II V

4-4 2-0-2 0-0-2 4-4 5-5 4-2-4 2 4-4-5 7-7  
0 0 2 0 2 2 0 0 5 5  
2 0 2 2 4 2 2 5 5  
0 2 0 0 2 4 2 0 7

Diagram showing fretting and picking for measures 1-9. Measure 1: 4-4 (pick), 2-0-2 (bar), 0-0-2 (bar), 4-4 (pick). Measure 2: 5-5 (pick), 4-2-4 (bar), 2 (pick), 4-4-5 (bar), 7-7 (pick).

10

8-7-5 7-5-7-7-5-7 5 7-7-7 7-7-7 7-7-7  
5 5 5 5 0 0 0 0 8  
7 5 8-7-5 7 7

Diagram showing fretting and picking for measures 10-14. Measure 10: 8-7-5 (bar), 7-5-7-7-5-7 (bar), 5 (pick), 7-7-7 (bar), 7-7-7 (bar), 7-7-7 (bar). Measure 11: 5 (pick), 0 (pick), 0 (pick), 0 (pick), 8 (pick).



15

7-7-7 7-7-7 7-7-7 7 4 4 2 0-2 0  
7 5 8 0 0 0 0 0 0  
7 0 2 0 2 2

Diagram showing fretting and picking for measures 15-19. Measure 15: 7-7-7 (bar), 7-7-7 (bar), 7-7-7 (bar), 7 (pick), 4 (pick), 4 (pick), 2 (pick), 0-2 (bar), 0 (pick). Measure 16: 7 (pick), 0 (pick), 0 (pick), 0 (pick), 0 (pick), 0 (pick), 0 (pick), 0 (pick). Measure 17: 7 (pick), 0 (pick), 2 (pick), 0 (pick), 2 (pick), 2 (pick).

# L

09.12.2017



# L

09.12.2017

9

9

TAB notation for measures 1-8. The notation consists of three staves: Top Staff (T), Middle Staff (A), and Bottom Staff (B). Fingerings are indicated by numbers 0-5. Measure 1: T (0), A (1), B (2). Measure 2: T (2-2), A (0), B (2). Measure 3: T (3-2-0), A (0), B (2). Measure 4: T (3), A (3), B (2). Measure 5: T (3-2), A (0), B (2). Measure 6: T (0-2-3), A (0), B (3). Measure 7: T (0-2-3), A (1), B (3). Measure 8: T (3-3-2), A (0), B (3). Measure 9: T (5), A (0), B (4-5). Measure 10: T (2), A (0), B (5-4). Measure 11: T (0-0-2), A (0), B (2).

9

9

TAB notation for measures 9-14. The notation consists of three staves: Top Staff (T), Middle Staff (A), and Bottom Staff (B). Fingerings are indicated by numbers 0-10. Measure 9: T (2-0), A (3), B (2). Measure 10: T (0), A (3), B (2). Measure 11: T (3-2-3), A (1), B (2). Measure 12: T (0), A (0), B (2). Measure 13: T (2-7-5), A (0), B (2). Measure 14: T (2), A (0), B (2). Measure 15: T (10-9), A (0), B (9-7). Measure 16: T (10), A (0), B (9). Measure 17: T (9), A (0), B (9-7). Measure 18: T (7-0), A (7-8-8), B (7). Measure 19: T (7), A (0), B (7). Measure 20: T (0), A (7), B (9). Measure 21: T (7), A (8), B (7). Measure 22: T (8), A (7), B (7). Measure 23: T (0), A (7), B (7). Measure 24: T (7), A (8), B (7). Measure 25: T (8), A (7), B (7). Measure 26: T (0), A (7), B (7). Measure 27: T (7), A (8), B (7). Measure 28: T (8), A (7), B (7). Measure 29: T (0), A (7), B (7). Measure 30: T (7), A (8), B (7). Measure 31: T (8), A (7), B (7). Measure 32: T (0), A (7), B (7). Measure 33: T (7), A (8), B (7). Measure 34: T (8), A (7), B (7). Measure 35: T (0), A (7), B (7). Measure 36: T (7), A (8), B (7). Measure 37: T (8), A (7), B (7). Measure 38: T (0), A (7), B (7). Measure 39: T (7), A (8), B (7). Measure 40: T (8), A (7), B (7). Measure 41: T (0), A (7), B (7). Measure 42: T (7), A (8), B (7). Measure 43: T (8), A (7), B (7). Measure 44: T (0), A (7), B (7). Measure 45: T (7), A (8), B (7). Measure 46: T (8), A (7), B (7). Measure 47: T (0), A (7), B (7). Measure 48: T (7), A (8), B (7). Measure 49: T (8), A (7), B (7). Measure 50: T (0), A (7), B (7). Measure 51: T (7), A (8), B (7). Measure 52: T (8), A (7), B (7). Measure 53: T (0), A (7), B (7). Measure 54: T (7), A (8), B (7). Measure 55: T (8), A (7), B (7). Measure 56: T (0), A (7), B (7). Measure 57: T (7), A (8), B (7). Measure 58: T (8), A (7), B (7). Measure 59: T (0), A (7), B (7). Measure 60: T (7), A (8), B (7). Measure 61: T (8), A (7), B (7). Measure 62: T (0), A (7), B (7). Measure 63: T (7), A (8), B (7). Measure 64: T (8), A (7), B (7). Measure 65: T (0), A (7), B (7). Measure 66: T (7), A (8), B (7). Measure 67: T (8), A (7), B (7). Measure 68: T (0), A (7), B (7). Measure 69: T (7), A (8), B (7). Measure 70: T (8), A (7), B (7). Measure 71: T (0), A (7), B (7). Measure 72: T (7), A (8), B (7). Measure 73: T (8), A (7), B (7). Measure 74: T (0), A (7), B (7). Measure 75: T (7), A (8), B (7). Measure 76: T (8), A (7), B (7). Measure 77: T (0), A (7), B (7). Measure 78: T (7), A (8), B (7). Measure 79: T (8), A (7), B (7). Measure 80: T (0), A (7), B (7). Measure 81: T (7), A (8), B (7). Measure 82: T (8), A (7), B (7). Measure 83: T (0), A (7), B (7). Measure 84: T (7), A (8), B (7). Measure 85: T (8), A (7), B (7). Measure 86: T (0), A (7), B (7). Measure 87: T (7), A (8), B (7). Measure 88: T (8), A (7), B (7). Measure 89: T (0), A (7), B (7). Measure 90: T (7), A (8), B (7). Measure 91: T (8), A (7), B (7). Measure 92: T (0), A (7), B (7). Measure 93: T (7), A (8), B (7). Measure 94: T (8), A (7), B (7). Measure 95: T (0), A (7), B (7). Measure 96: T (7), A (8), B (7). Measure 97: T (8), A (7), B (7). Measure 98: T (0), A (7), B (7). Measure 99: T (7), A (8), B (7). Measure 100: T (8), A (7), B (7).

15

15

TAB notation for measures 15-20. The notation consists of three staves: Top Staff (T), Middle Staff (A), and Bottom Staff (B). Fingerings are indicated by numbers 0-10. Measure 15: T (0), A (0), B (7-8-7-5-3-5). Measure 16: T (0), A (0), B (2-10-9). Measure 17: T (0), A (0), B (7-9-7). Measure 18: T (0), A (9), B (9). Measure 19: T (0-7-9), A (9), B (9). Measure 20: T (0), A (2), B (0). Measure 21: T (4), A (0), B (0).

# LI

10.12.2017

Musical notation for the first system, measures 1-6. The key signature is two sharps (F# and C#). The notation includes a treble clef, a common time signature, and an 8-measure rest at the beginning. The melody consists of eighth and sixteenth notes, with some triplets and slurs. The bass line features a complex rhythmic pattern with eighth and sixteenth notes.

Musical notation for the second system, measures 7-11. The key signature remains two sharps. The notation includes a treble clef and an 8-measure rest at the beginning. The melody continues with eighth and sixteenth notes, featuring several triplet markings (3) and a sextuplet (6). The bass line continues with eighth and sixteenth notes.

Musical notation for the third system, measures 12-18. The key signature remains two sharps. The notation includes a treble clef and an 8-measure rest at the beginning. The melody continues with eighth and sixteenth notes, featuring triplet markings (3). The bass line continues with eighth and sixteenth notes.

Musical notation for the fourth system, measures 19-20. The key signature remains two sharps. The notation includes a treble clef and an 8-measure rest at the beginning. The melody consists of a few notes, followed by a double bar line and a final cadence with a double bar line.

# LI

10.12.2017

First system of guitar tablature. It consists of three staves labeled T, A, and B. The top staff (T) has fret numbers: 7-12-10, 9-7, 10-10, 9-7-7-5-7, 5, 10-9-7, 2-3-2, 0, 3-3-2, 0. The middle staff (A) has fret numbers: 10, 0, 0, 0, 0, 0, 0, 0, 0. The bottom staff (B) has fret numbers: 9, 0, 0, 0, 2, 3-10-9. Rhythmic notation is shown as vertical lines below the staves, with some lines grouped into bars.

7


Second system of guitar tablature. It consists of three staves labeled T, A, and B. The top staff (T) has fret numbers: 2-3-2-0, 0-2-3, 0-2-0, 3-2-0-2-3, 2. The middle staff (A) has fret numbers: 0, 0, 0, 0, 0, 0, 0. The bottom staff (B) has fret numbers: 9-7, 2, 0, 3, 2-3-2-7-6-7. Rhythmic notation includes triplets (indicated by a '3' below) and a sextuplet (indicated by a '6' below).

12

Third system of guitar tablature. It consists of three staves labeled T, A, and B. The top staff (T) has fret numbers: 10-9-7-9-7-6, 7, 7-8-7, 7. The middle staff (A) has fret numbers: 0, 0, 9-10-9, 7, 9-10-9, 7, 7, 9-10-9, 8, 8, 7. The bottom staff (B) has fret numbers: 7, 7, 10, 10, 7, 7, 7. Rhythmic notation includes triplets (indicated by a '3' below) and dotted rhythms (indicated by a dot and a slash below).

# LII

11.12.2017



# LII

11.12.2017

0-2-3 0-2-0 2-3-2-0 3-2 2-0-2-3-2-0 0-2-3 0-2-3 2-7

**T** 0-2-3 0 0 3-2 2-0-2-3-2-0 0-2-3 0 0-7

**A** 0 0 0 0 0 0 0 0 0 0 0 0

**B** 2 0 2 2 2 3 3 3 3 3 3 3

6

5 8-7-5-7-8 7-5 8-7-8 5 3-2-3 0-2-3-2-0 2 7 10-9-7 7-9

**T** 5 8-7-5-7-8 7-5 8-7-8 5 3-2-3 0-2-3-2-0 2 7 10-9-7 7-9

**A** 0 0 0 0 0 0 0 0 0 0 0 0 0 0 0 0

**B** 0 0 0 0 0 3 3 3 3 3 3 3 3 3 3 3

11

9-7 10-9-10 7 10-9-10-9-7-9 7 2 0 0-2-3 0 3 0-2-3

**T** 9-7 10-9-10 7 10-9-10-9-7-9 7 2 0 0-2-3 0 3 0-2-3

**A** 0 0 0 0 0 0 0 0 0 0 0 0 0 0 0 0

**B** 9 9 9 9 9 7 4 0 3 2 3 3 3 3 3 3

17

0-2-3-5 5-4-5-4-5-4 4-2-0-2 4

**T** 0-2-3-5 5-4-5-4-5-4 4-2-0-2 4

**A** 0 0 0 0 0 0 0 0 0 0 0 0

**B** 0 4 4 4 4 4 2 2 2 2 2 2



# LIII

12.12.2017



# LIII

12.12.2017

**T  
A  
B**

10 10 9 9  
0 0 0 0 0 0 0 0  
9 8 9 10 9 8 10 9 10 9 5

4

**T  
A  
B**

5-7 7-5-5-4-3-2 0-2-3-2-3-5-7-6  
5-6-7 6 0-5-3-2-2-0 3 0  
7-6-7 8-7 6 0 3 2 0

7

**T  
A  
B**

10 7 8 7 0 7  
0 0 0 0 0 0  
9 8 9 6 7 6 7

# LIV

Luciamorgen 2017

Musical notation for measures 8 and 9. The key signature is two sharps (F# and C#). The melody consists of eighth and quarter notes. The bass line features a low octave sign (8) and includes a descending eighth-note scale in measure 9.

10

Musical notation for measures 10 through 15. The melody is characterized by sixteenth-note runs. The bass line consists of a steady eighth-note accompaniment. A low octave sign (8) is present at the beginning.

16

Musical notation for measures 16 through 23. The melody continues with sixteenth-note runs. A trill ornament is placed above the melody in measure 21. The bass line remains an eighth-note accompaniment. A low octave sign (8) is present at the beginning.

24

Musical notation for measures 24 through 27. The melody continues with sixteenth-note runs. The bass line features a low octave sign (8) and concludes with a final chord marked with a double bar line and repeat dots.

# LIV

Luciamorgen 2017

10-9 | 7 | 10 | 9-7 | 9-10 | 7 | 9-10 | 9-7 | 5-4 | 2-3 | 2 |

TAB

0-1 | 0 | 0 | 0 | 0 | 0 | 3 | 0-1 | 0 | 0-1 |

2-3

11

0-2-3 | 0-2-3 | 2-0 | 3-2-3 | 0 | 0-2-3-2-0 | 0-2-3-2-0 | 3 | 2-0-2-3 | 0-3 | 2-0 |

TAB

0-2-3 | 3-2-3 | 1 | 0 | 0 | 0 | 0 | 3 | 2-0-2-3 | 1 | 0-1 |

2 | 3 | 2 | 0 | 3 | 2 |

17

3-2 | 3-2 | 0-2-3-0-2-3 | 2-3-3 | 2-0 | 3-2 | 0-2-3-0-2 |

TAB

0-1 | 0 | 0-3 | 1 | 0-1 | 3-2 | 3 |

2-0 | 3 | 2 | 2-0 | 3 |

24

0 | 0-2 | 0 | 0-2-3 | 0-2-3 | 0-2-3 | 0-2 | 0-2-3 | 0-2-0 | 2 |


TAB

2-3 | 0-2-3 | 3 | 2-3 | 0 | 0-2-3 | 4 | 0-2 | 0-2-3 | 0 | 0 |

2 | 3 | 2 | 2 | 2 |

# LV

14.12.2017



# LV

14.12.2017

**T**  
**A**  
**B**

0 | 7-7-5 | 8-7-8 | 5-7-5 | 8-7-5 | 7-7-10-8-7 | 10-8-10 | 7-8-7-5

Rhythmic notation: | | | | ▭ | • | ▭ | | | | ▭ | ▭▭▭▭ | ▭

5

**T**  
**A**  
**B**

7-7-5-3-2 | 3-2-3 | 2-0-2-3-3-2-3-3 | 0-2-2-3-2 | 0-2 | 3-2-0 | 4

Rhythmic notation: | | | ▭ | ▭▭▭▭▭▭▭▭▭▭ | ▭▭▭▭▭▭▭▭▭▭ | | | | ▭ | ▭▭▭▭▭▭▭▭▭▭

9

**T**  
**A**  
**B**

0-2-3 | 0-2-3 | 2 | 0 | 0 | 0-0-0-2-0 | 2 | 0 | 0 | 1 | 2

Rhythmic notation: ▭▭▭▭▭▭▭▭▭▭ | | | | ▭▭▭▭▭▭▭▭▭▭ | | •

# LVI

15.12.2017

8

H12

6

8

11

8

17

8

3

3

3

22

8

3

3

28

8

Harm12

Harm12

34

8

# LVI

15.12.2017

H12

5

5 10 3 2 | 3 | 1 0 0 1 3 | 0 2 3 0 2 3 2 0

0 0 | 5 0 | 2 0 1 3 | 0

0 5 5 | 0 2 | 2 0

0

Diagrammatic representation of the TAB notation above, showing fret positions and string groupings.

5

5 3 2 0 3 2 0 | 2 0 0 2 0 | 3 2 3 2 0 2 | 2 0 2 0 0

3 0 2 | 0 3 2 3 0 3 | 2 0 2 0 0

0 0 | 2 0

Diagrammatic representation of the TAB notation above, showing fret positions and string groupings.

9

7 5 7 5 5 | 5 5 7 5 | 8 7 7 5 | 5 | 2 0 2 3 | 3 2 0 | 5

0 8 | 0 8 | 0 5 | 0 | 0 4 | 4 4 | 4

0 0 | 0 0 | 0 0 | 0 | 4 4 | 4 4 | 4

2 3 0

Diagrammatic representation of the TAB notation above, showing fret positions and string groupings.

15

2 0 2 3 | 0 2 3 2 | 2 2 | 2 | 2

0 0 3 2 | 0 | 0 0 1 | 0 1 0 | 1 0 1 0 1 3

2 2 | 2 2 | 2 2 | 2

Diagrammatic representation of the TAB notation above, showing fret positions and string groupings.

20

0 2 3 2 3 | 0 0 2 | 3 2 0 | 3 2 0 | 0 | 7 8 7 8

2 0 2 | 2 0 2 | 3 2 0 | 1 0 | 0 0 8 8

2 2 2 2 | 2 2 2 2 | 2 2 2 2 | 2 3 10 9 7 9

Diagrammatic representation of the TAB notation above, showing fret positions and string groupings.

26

9 7 9 | 7 | 10 0 | 2 0 2 3 2

0 0 | 0 0 | 0 7 0 | 0 0

7 8 9 | 5 7 4 | 9 10 9 10 | 7 2 3 0

Diagrammatic representation of the TAB notation above, showing fret positions and string groupings.



**2**

32

Harm12.....


Harm12.....

**T**  
**A**  
**B**

|   |   |   |   |   |   |   |   |   |
|---|---|---|---|---|---|---|---|---|
| 2 | 3 | 2 | 0 | 3 | 2 | 0 | 0 | 0 |
| 2 |   |   |   | 3 |   |   |   | 7 |
| 2 |   |   |   | 3 |   |   |   | 7 |

# LVII

16.12.2017



# LVII

16.12.2017

**T** 7 | 7-8-7-5 | 0 5 | 7-8 5-10-9 | 7-9-7 | 10-8-7 0

**A** 0 | 8-7 | 8-7-8-7-8 | 0 0 | 8 | 0

**B** 7 | | | 0 | | 0

The first system of TAB notation consists of six measures. Measure 1: Treble clef, fret 7, notes G, A, B, C, D, E, F, G. Measure 2: Treble clef, frets 7, 8, 7, 5, notes G, A, B, C, D, E, F, G. Measure 3: Treble clef, fret 0, notes G, A, B, C, D, E, F, G; Bass clef, fret 5, notes G, A, B, C, D, E, F, G. Measure 4: Treble clef, frets 7, 8, notes G, A, B, C, D, E, F, G; Bass clef, frets 5, 10, 9, notes G, A, B, C, D, E, F, G. Measure 5: Treble clef, frets 7, 9, 7, notes G, A, B, C, D, E, F, G; Bass clef, fret 8, notes G, A, B, C, D, E, F, G. Measure 6: Treble clef, frets 10, 8, 7, notes G, A, B, C, D, E, F, G; Bass clef, fret 0, notes G, A, B, C, D, E, F, G. Guitar diagrams below the staff show the fretting for each measure.

7

**T** 2 0 | 3-2-3 2-0 0 | 0-2-3 0-2-0 | 2

**A** 0 | 0 4 0 | 0 0 | 0

**B** 2 | 2 | 2 | 2

The second system of TAB notation consists of six measures. Measure 1: Treble clef, frets 2, 0, notes G, A, B, C, D, E, F, G; Bass clef, fret 2, notes G, A, B, C, D, E, F, G. Measure 2: Treble clef, frets 3, 2, 3, notes G, A, B, C, D, E, F, G; Bass clef, frets 2, 0, notes G, A, B, C, D, E, F, G. Measure 3: Treble clef, frets 0, 2, 3, notes G, A, B, C, D, E, F, G; Bass clef, frets 0, 4, notes G, A, B, C, D, E, F, G. Measure 4: Treble clef, frets 0, 2, 3, notes G, A, B, C, D, E, F, G; Bass clef, fret 0, notes G, A, B, C, D, E, F, G. Measure 5: Treble clef, frets 0, 2, 0, notes G, A, B, C, D, E, F, G; Bass clef, fret 2, notes G, A, B, C, D, E, F, G. Measure 6: Treble clef, fret 2, notes G, A, B, C, D, E, F, G; Bass clef, fret 2, notes G, A, B, C, D, E, F, G. The system ends with a double bar line. Guitar diagrams below the staff show the fretting for each measure.

# LVIII

17.12.2017

6=D 8

8

14

22

# LVIII

17.12.2017

6=D

Measure 1: ↑ 2 3 ↓ 2 3 | ↑ 5 7 ↓ 5 7 | 7-5 | 8-7 | 2-0-2-3 | 2-0 | 3-2 | 3-2-3 | 0 | 2-0-2-3

Measure 2: 3 | 3 | 0 | 0 | 0 | 0 | 0 | 0 | 0 | 0

Measure 3: 0 | 0 | 0 | 0 | 0 | 0 | 0 | 0 | 0 | 0

Measure 4: 0 | 0 | 0 | 0 | 0 | 0 | 0 | 0 | 0 | 0

Measure 5: 0 | 0 | 0 | 0 | 0 | 0 | 0 | 0 | 0 | 0

Measure 6: 0 | 0 | 0 | 0 | 0 | 0 | 0 | 0 | 0 | 0

Measure 7: 0 | 0 | 0 | 0 | 0 | 0 | 0 | 0 | 0 | 0

Measure 8: 0 | 0 | 0 | 0 | 0 | 0 | 0 | 0 | 0 | 0

9

Measure 9: 2-0 | 3-2-3 | 3-2-0 | 2-0-2 | 3-2-0 | 2-0-2 | 3 | 2 | 2-3 | 0-3 | 3-2

Measure 10: 0 | 2 | 0 | 0 | 0 | 0 | 1 | 2 | 0 | 0 | 3

Measure 11: 0 | 2 | 0 | 0 | 0 | 0 | 0 | 0 | 0 | 0 | 0

Measure 12: 0 | 2 | 0 | 0 | 0 | 0 | 0 | 0 | 0 | 0 | 0

Measure 13: 0 | 2 | 0 | 0 | 0 | 0 | 0 | 0 | 0 | 0 | 0

Measure 14: 0 | 2 | 0 | 0 | 0 | 0 | 0 | 0 | 0 | 0 | 0

Measure 15: 0 | 2 | 0 | 0 | 0 | 0 | 0 | 0 | 0 | 0 | 0

Measure 16: 0 | 2 | 0 | 0 | 0 | 0 | 0 | 0 | 0 | 0 | 0

Measure 17: 0 | 2 | 0 | 0 | 0 | 0 | 0 | 0 | 0 | 0 | 0

Measure 18: 0 | 2 | 0 | 0 | 0 | 0 | 0 | 0 | 0 | 0 | 0

Measure 19: 0 | 2 | 0 | 0 | 0 | 0 | 0 | 0 | 0 | 0 | 0

Measure 20: 0 | 2 | 0 | 0 | 0 | 0 | 0 | 0 | 0 | 0 | 0

15

Measure 15: 0-2 | ↑ 2 3 ↓ 2 3 | ↑ 5 7 ↓ 5 7 | 7-5 | 8-7 | 2-0-2-3 | 2-0 | 3-2 | 2 | 3

Measure 16: 0-0 | 3 | 3 | 0 | 0 | 5 | 0 | 0 | 0 | 3 | 3

Measure 17: 0-0 | 0 | 0 | 0 | 0 | 0 | 0 | 0 | 0 | 0 | 0



Measure 18: 0-0 | 0 | 0 | 0 | 0 | 0 | 0 | 0 | 0 | 0 | 0

Measure 19: 0-0 | 0 | 0 | 0 | 0 | 0 | 0 | 0 | 0 | 0 | 0

Measure 20: 0-0 | 0 | 0 | 0 | 0 | 0 | 0 | 0 | 0 | 0 | 0

# LIX

18.12.2017



# LIX

18.12.2017

3-2-0 | 2-0-2-3-3 | 2-0-2-4 | 5-10-9-7-5 | 8 | 7-5-5 | 0

0 | 0 | 0 | 0 | 8-7-8 | 8-7

0 | 3 | 0 | 0 | 0 | 0 | 7

Diagram showing fret positions and string patterns for the first system of guitar tablature.

6

0 | 2 | 0 | 0 | 2-0-2-4 | 5

7-3 | 2-0-2-3 | 0-2-3 | 3-2 | 3-2-0 | 2-10-9 | 7 | 8 | 2

5 | 0 | 4 | 2 | 0 | 0 | 0 | 3

Diagram showing fret positions and string patterns for the second system of guitar tablature.

# LX

19.12.2017





# LX

19.12.2017

9

9

3 2-0 3-2-3 0 2-0-2-3 2-0 0 0-2 3-2 3-2-3 0

0 4 2 0 4 2 2

Diagram showing fret positions for measures 9-13. Measure 9: 3, 2-0, 3-2-3, 0. Measure 10: 2-0-2-3, 2-0, 0, 0-2, 3-2. Measure 11: 3-2-3, 0. Measure 12: 4, 2. Measure 13: 0, 4, 2, 2.

9

9

2-0 0 0-2-3 0-2-4-5 0-2-3 0-2-4 0-2-3 0-2-3 2-0 0

3 3 2-3 0-2-3 3 3 0

0 0 4 2 0

Diagram showing fret positions for measures 14-18. Measure 14: 2-0, 0, 3, 0-2-3. Measure 15: 0-2-4-5, 3, 2-3, 0-2-3. Measure 16: 0-2-4, 0-2-3, 0-2-3, 3, 3. Measure 17: 2-0, 0, 0. Measure 18: 0, 4, 2, 0.

14

14

0 2-2-4-5 10-9-7 9-7 7 9

2-3-2-3 3-2-0-2-0 3 0 10 10 10-9-10 0




3 0 2 3 0 0 0 0

2 0 0 0 0 0 0 0

Diagram showing fret positions for measures 19-23. Measure 19: 0, 2-3-2-3, 3, 3. Measure 20: 3-2-0-2-0, 0, 2, 3, 0. Measure 21: 2-2-4-5, 3, 0. Measure 22: 10-9-7, 10, 10, 10-9-10, 0. Measure 23: 9-7, 7, 9, 0.

# LXI

19.12.2017



# LXI

19.12.2017

10

A guitar TAB system consisting of three staves. The top staff contains the following fret numbers: 10, 10-10-10, 9-9, 10-9-7, 9-7-6, 7, 0, 0, 7. The middle staff contains: 0, 0, 0, 0, 0, 8-7, 7-7, 8-8, 10. The bottom staff contains: 9, 9, 9, 9, 9, 9, 0, 0. Below the staves are rhythmic markings: a slash, a bar with three vertical lines, a slash, a bar with three vertical lines, a bar with three vertical lines, a bar with three vertical lines, a bar with three vertical lines, a bar with three vertical lines, and a bar with three vertical lines.

10


A guitar TAB system consisting of three staves. The top staff contains: 5, 4, 2, 4, 0, 0-2, 0, 0, 3-2-0, 2-0. The middle staff contains: 2, 2, 3, 3, 3, 3, 3, 3, 3, 3. The bottom staff contains: 0, 0, 0, 0, 0, 0, 2, 0. Above the 7th measure is a wavy line symbol. Below the staves are rhythmic markings: a bar with three vertical lines, a bar with three vertical lines, a bar with three vertical lines, a bar with three vertical lines, a bar with three vertical lines, a bar with three vertical lines, a bar with three vertical lines, a bar with three vertical lines, and a bar with three vertical lines.

19

A guitar TAB system consisting of three staves. The top staff contains: 0, 3-2, 3-2-3, 0-2-0-2-3, 3-2-0, 0. The middle staff contains: 0, 0, 0, 0, 0, 0, 0. The bottom staff contains: 0, 0, 0, 0, 0, 0. Below the staves are rhythmic markings: a bar with three vertical lines, a bar with three vertical lines, a bar with three vertical lines, and a bar with a vertical line and a dot.

# LXII

19.12.2017



# LXII

19.12.2017

**T**  
**A**  
**B**

10-9-7 | 10-9 | 7-5-7-8 | 5-3-5 | 3-2-3-2-3 | 2-0 | 2-3

0 | 0 | 0 | 0 | 0 | 0 | 3

0 | 0 | 0 | 0 | 0 | 2 | 0

8

**T**  
**A**  
**B**

0-3-2 | 3-2-3 | 0-2 | 0-2-3 | 2-3 | 0-3 | 0-2 | 2-3-2-0 | 0-0 | 2

0 | 0 | 0 | 0 | 0 | 0 | 0 | 0 | 3 | 0

0 | 0 | 3 | 2 | 3 | 0 | 2

# LXIII

20.12.2017

6=D

Musical notation for measures 6-7. The system begins with a treble clef, a key signature of three sharps (F#, C#, G#), and a common time signature. Measure 6 starts with a bass clef and an 8-measure rest. The melody in measure 6 consists of quarter notes: G4, A4, B4, C5. Measure 7 continues with quarter notes: D5, C5, B4, A4, G4. The bass line in measure 7 consists of quarter notes: G3, F3, E3, D3.

8

Musical notation for measures 8-14. The system begins with a treble clef, a key signature of three sharps, and a common time signature. Measure 8 starts with a bass clef and an 8-measure rest. The melody in measure 8 consists of quarter notes: G4, A4, B4, C5. Measure 9 continues with quarter notes: D5, C5, B4, A4, G4. Measure 10 continues with quarter notes: F4, E4, D4, C4. Measure 11 continues with quarter notes: B3, A3, G3, F3. Measure 12 continues with quarter notes: E3, D3, C3, B2. Measure 13 continues with quarter notes: A2, G2, F2, E2. Measure 14 continues with quarter notes: D2, C2, B1, A1.

15

Musical notation for measures 15-21. The system begins with a treble clef, a key signature of three sharps, and a common time signature. Measure 15 starts with a bass clef and an 8-measure rest. The melody in measure 15 consists of quarter notes: G4, A4, B4, C5. Measure 16 continues with quarter notes: D5, C5, B4, A4, G4. Measure 17 continues with quarter notes: F4, E4, D4, C4. Measure 18 continues with quarter notes: B3, A3, G3, F3. Measure 19 continues with quarter notes: E3, D3, C3, B2. Measure 20 continues with quarter notes: A2, G2, F2, E2. Measure 21 continues with quarter notes: D2, C2, B1, A1.

22

Musical notation for measures 22-26. The system begins with a treble clef, a key signature of three sharps, and a common time signature. Measure 22 starts with a bass clef and an 8-measure rest. The melody in measure 22 consists of quarter notes: G4, A4, B4, C5. Measure 23 continues with quarter notes: D5, C5, B4, A4, G4. Measure 24 continues with quarter notes: F4, E4, D4, C4. Measure 25 continues with quarter notes: B3, A3, G3, F3. Measure 26 continues with quarter notes: E3, D3, C3, B2.

27

Musical notation for measures 27-30. The system begins with a treble clef, a key signature of three sharps, and a common time signature. Measure 27 starts with a bass clef and an 8-measure rest. The melody in measure 27 consists of quarter notes: G4, A4, B4, C5. Measure 28 continues with quarter notes: D5, C5, B4, A4, G4. Measure 29 continues with quarter notes: F4, E4, D4, C4. Measure 30 continues with quarter notes: B3, A3, G3, F3.

# LXIII

20.12.2017

5-5 5 2-3-2-0 10-10-8 7-7-8 7-5 5-7 5 10 0-0

0 0 0 10 8-7 8 9 0

0 0 0 0 0

6=D

8

9 0-0 7-5 3 0-0 2 0-0 2-0-2-3 2-0 2-0

0 0 0 0 0 0 3 0 3-2 0 3-2

9 5-4 2 1 0 0 0 1 0

9 5 4 2 2

15

0 0-2 5-5 5 3-2-3-5 2 10-10-10-9

0 3 0 2-3-2-0 5 3-2-3-5 3-2-0 0 0

2 0 0 0 0 0 0 8 9

22

10-10-10-9 10-10-10-9 10-8-7 7-7-8-7 7

0 0 0 10 8-7-8-10 10 10-10-7

10 9 0 0 0


27

2 3 3 3 3 2-0 2 3 3 0 0

0 0 0 0 0 0 0

# LXIV

20.12.2017





# LXIV

20.12.2017

10-9-7 | 7-8-10-8 | 5-5-7-8-7 | 5-7-3-6-5 | 3-2-3-0-3-2 | 2-2-3-0-2-3 | 2-0-3-0-5

10

2-0-2 | 3-0-2 | 2-0-3-2-0 | 3-2-0-4-0-2 | 0-2-3-0-2-3 | 2-0-2-3-0

16

3-2-3 | 0-2-0-0 | 2-0-3-0 | 3-2-3-2 | 3-2-0-4-0-2 | 0-0-2-7 | 7-8-7-2-0-2 | 7

# LXV

19.12.2017

Harm12

8

7

8

14

Harm12

8

21

Harm12

8

27

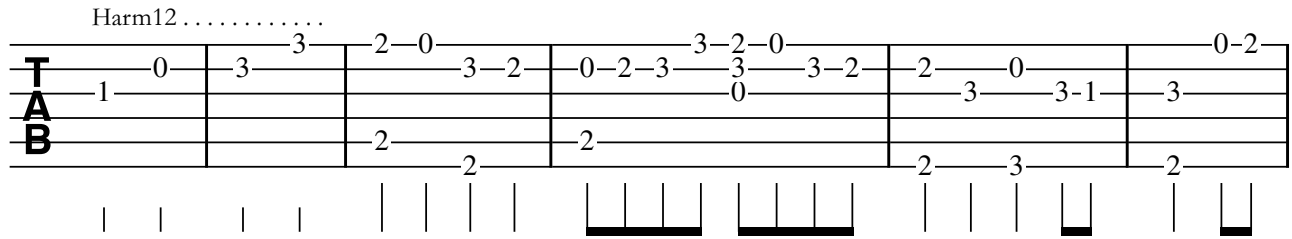
Harm12

8

# LXV

19.12.2017

Harm12.....



System 1: Harm12.....

Tab: 0 3 3 2-0 3-2 0-2-3 3 3-2 2-0 0-2

1 1 2 2 2 2 2 3 2


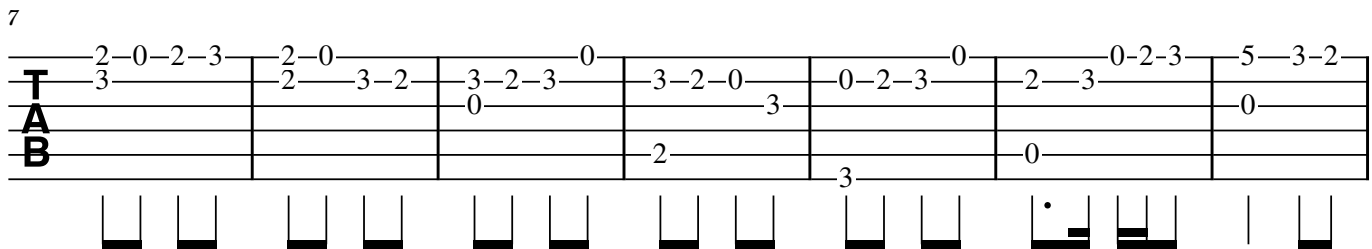


Diagram: | | | | | | | | | |

7



System 2: 7

Tab: 2-0-2-3 2-0 3-2-3 0 3-2-0 0-2-3 0 2-3 0-2-3 5-3-2

3 2 0 3 0 3 0 2 3 0

2 2 2 2 2 3 0


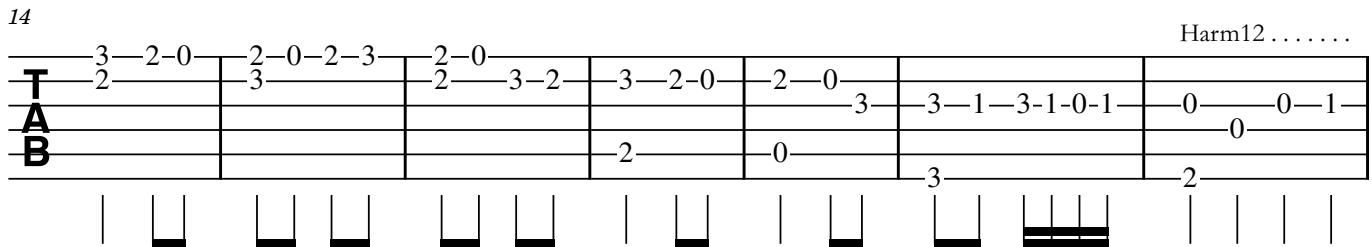


Diagram: | | | | | | | | | |

14



System 3: 14

Tab: 3-2-0 2-0-2-3 2-0 3-2 3-2-0 2-0 3 3-1-3-1-0-1 0-0-1

2 3 2 3 2 3 3 0-0-1

2 0 2 0 3 2

Harm12.....


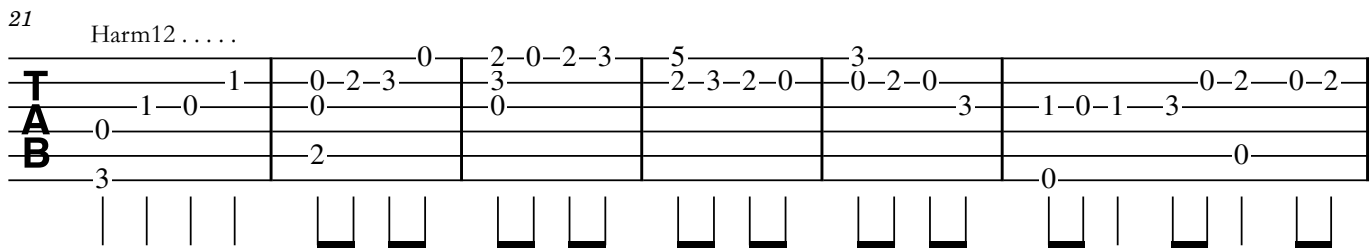


Diagram: | | | | | | | | | |

21



System 4: 21

Tab: Harm12..... 0 2-0-2-3 5 3 0-2-0 0-2-0-2

1 0-2-3 3 2-3-2-0 0-2-0 3 1-0-1-3

1-0 0 0 3 1-0-1-3 0 0

3 2 0 0


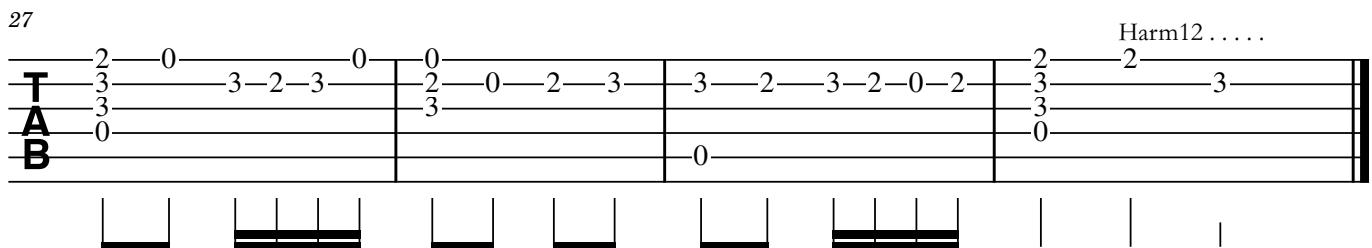


Diagram: | | | | | | | | | |

27



System 5: 27

Tab: 2-0 0 0 2 Harm12.....

3 3-2-3 2 0-2-3 3 2-3-2-0-2 3 2 3

3 3 3 3 3 3 3

0 0 0 0

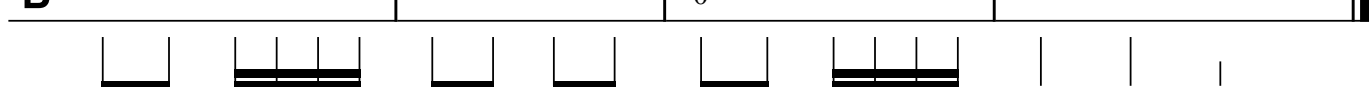


Diagram: | | | | | | | | | |

# LXVI

26.12.2017

Musical staff 1, measures 1-5. Treble clef, key signature of two sharps (F# and C#), 8/8 time signature. The staff contains a series of chords and a melodic line.

Musical staff 2, measures 6-8. Treble clef, key signature of two sharps, 8/8 time signature. Continuation of the musical piece.

Musical staff 3, measures 9-11. Treble clef, key signature of two sharps, 8/8 time signature. Continuation of the musical piece.

Musical staff 4, measures 12-16. Treble clef, key signature of two sharps, 8/8 time signature. Continuation of the musical piece.

Musical staff 5, measures 17-21. Treble clef, key signature of two sharps, 8/8 time signature. Continuation of the musical piece.

Musical staff 6, measures 22-25. Treble clef, key signature of two sharps, 8/8 time signature. Continuation of the musical piece.

Musical staff 7, measures 26-30. Treble clef, key signature of two sharps, 8/8 time signature. Continuation of the musical piece, ending with a double bar line.

# LXVI

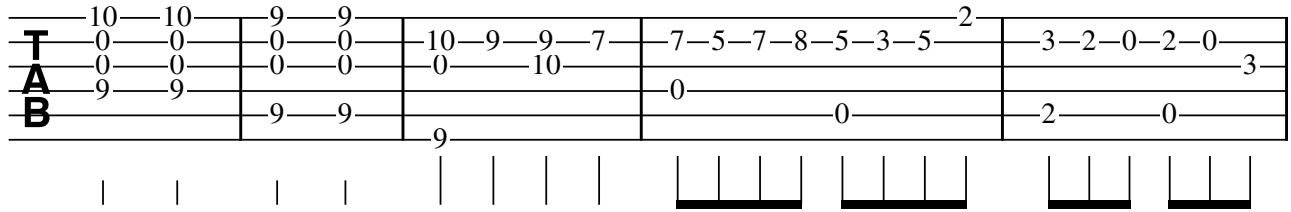
26.12.2017

10—10 9 9 10—9—9—7 7—5—7—8—5—3—5 2 3—2—0—2—0

T 0 0 0 0 0 0 0 0 0 0 3

A 0 0 0 0 0 0 0 0 0 0 3

B 9 9 9 9 9 0 0 2 0



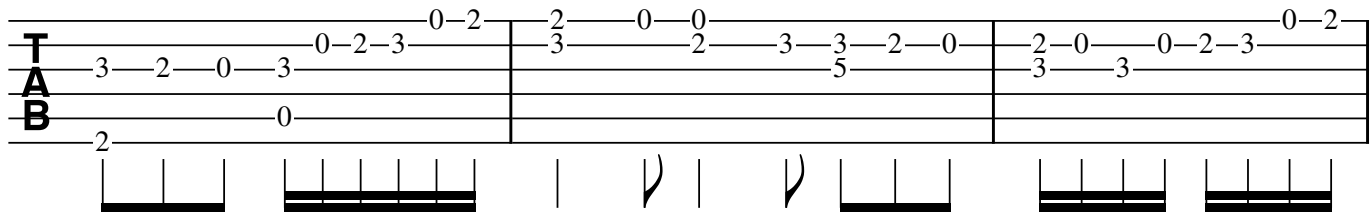
6

0—2 2—0—0 0—2—3 3—3—2—0 2—0 0—2—3 0—2

T 3—2—0—3 3 2 3—3—2—0 2—0 0—2—3 0—2

A 0 0 0 0 0 0 0 0 0 0 0

B 2 0 0 0 0 0 0 0 0 0 0



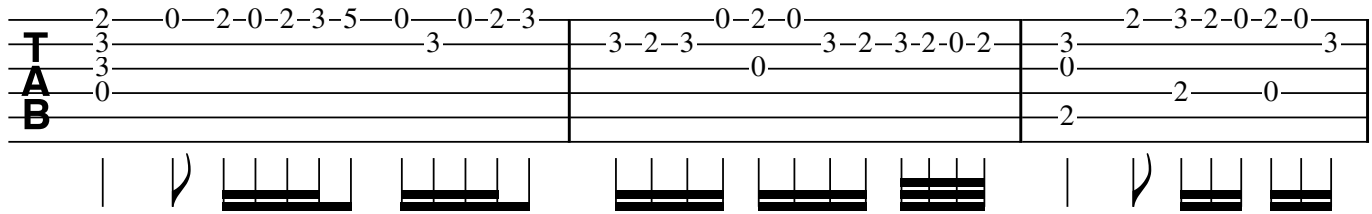
9

2—0—2—0—2—3—5—0—0—2—3 0—2—0 2—3—2—0—2 2—3—2—0—2—0

T 3 3 3 3 3 3 3 3 3 3 3

A 3 3 3 3 3 3 3 3 3 3 3

B 0 0 0 0 0 0 0 0 0 0 0



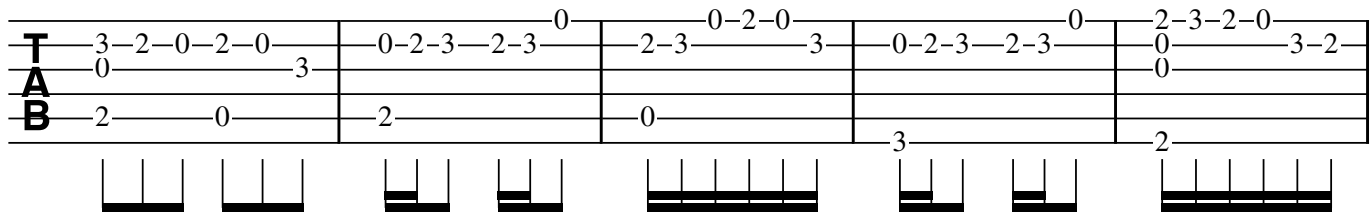
12

3—2—0—2—0 0—2—3—2—3 0 2—3 0—2—0 0—2—3—2—3 0 2—3—2—0

T 0 3 0 0 0 0 0 0 0 0 0 0 3—2

A 0 3 0 0 0 0 0 0 0 0 0 0 0

B 2 0 2 0 0 0 0 0 0 0 0 0 2



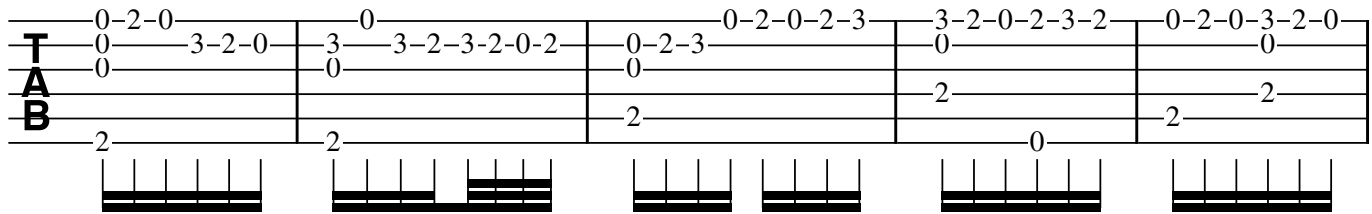
17

0—2—0 0 0—2—0 3 3—2—3—2—0—2 0—2—3 0—2—0—2—3 3—2—0—2—3—2 0—2—0—3—2—0

T 0 3—2—0 3 3—2—3—2—0—2 0—2—3 0 0 0 0

A 0 0 0 0 0 0 0 0 0 0 0 0 0

B 2 2 2 2 2 2 2 0 2 2



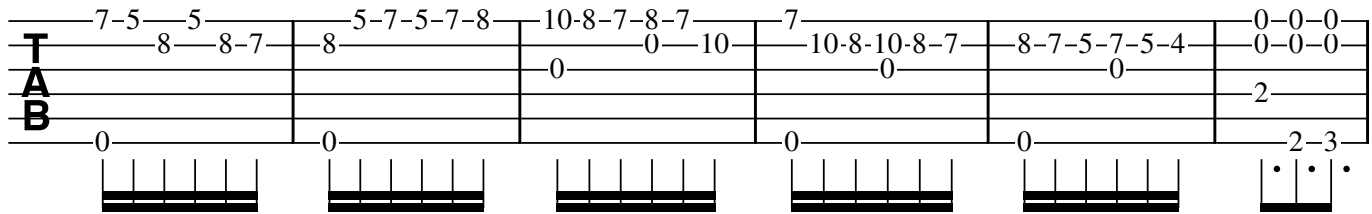
22

7—5—5 5—7—5—7—8 10—8—7—8—7 7 0—0—0

T 8—8—7 8 0 0—10 10—8—10—8—7 8—7—5—7—5—4 0—0—0

A 0 0 0 0 0 0 0 0 0 0 0 0 0

B 0 0 0 0 0 0 0 0 0 0 2—3



2

28

T  
A  
B


0 0 2 3 2 10 | 7 0 0 7

2 0 2 3 2 10 | 7

•

# LXVII

28.12.2017



# LXVII

28.12.2017

7-7 5-0 7-8-7 0 2 0-1 0 2-0-2-3-2-0-0

T 0 8-7 7-8-7 0 0-1 0 0 0-3

A 0 0 0 3 0-3-1-0 0 1 3

B 5 7 1 2

7

7 3-2-0 0-2-0 3-2-0 2-0 0-2-3 3-2 3-2-0 2-0

T 0-7-7 0 3-2-0 2-0 0 0-2-3 3-2 0 3 3-2

A 0 0 0 0 0 4 0 0 0 3 3-2

B 7 2 2 2 2 0

12

3-2-0-2-0 0 2-2 5-5 7-5 0

T 3-2-0-2-0 0 3 3 7 0 8-7 4



A 0 0 3 1-0-1-3 0-2-3 3 8 0 5 1

B 2 0 3 0 0 5 7 0



# LXVIII

29.12.2017



# LXVIII

29.12.2017

**T**  
**A**  
**B**

7 7 7 5 4 2 4 2 0 2 2 0 0 0 0 0 2 0  
0 0 3 0 0 0 0 4 0 0 2 3 3 2 3  
5 3 3 2 0 0 1 0 1 3 0 0 3 0  
7 0 0 2 2 2 2 2 2 2 2 2 2 2 0

Diagram showing fret positions for measures 1 through 8. Measure 1: 7, 7, 7. Measure 2: 5, 4, 2. Measure 3: 4, 2, 0, 2. Measure 4: 2, 0, 0. Measure 5: 0, 0, 0, 4. Measure 6: 0, 0, 1, 0, 1, 3. Measure 7: 0, 2, 3. Measure 8: 3, 2, 3.

9

**T**  
**A**  
**B**

3 2 0 2 0 0 10 8 7 8 7 7 8 7 7 7 0  
0 0 0 4 0 0 1 10 10 10 10 7 0  
2 2 0 0 0 0 0 0 0 0 0 0 6 7  
0 0 0 0 0 0 0 0 0 0 0 0 0 0

3 3

Diagram showing fret positions for measures 9 through 12. Measure 9: 3, 2, 0, 2, 0. Measure 10: 0, 10, 8, 7. Measure 11: 8, 7, 7. Measure 12: 8, 7, 7, 7. Measure 13: 7, 0. Measure 14: 6, 7. Measure 15: 0, 0, 0, 0, 0, 0, 0, 0, 0, 0, 0, 0, 0, 0. Measure 16: 3, 3.

# LXIX

31.12.2017

The first system of music consists of five measures. It begins with a treble clef, a key signature of two sharps (F# and C#), and a common time signature (C). The melody starts with a dotted quarter note G4, followed by an eighth note F#4, a quarter note E4, and a quarter note D4. The bass line features a dotted half note G3. The second measure continues the melody with a quarter note C#4, a quarter note B3, and a quarter note A3. The bass line has a dotted half note F#3. The third measure has a dotted quarter note G3, a quarter note F#3, and a quarter note E3. The bass line has a dotted half note E3. The fourth measure has a dotted quarter note D4, a quarter note C#4, and a quarter note B3. The bass line has a dotted half note D3. The fifth measure has a dotted quarter note A3, a quarter note G3, and a quarter note F#3. The bass line has a dotted half note C#3. The system ends with a double bar line.

The second system of music consists of six measures, starting at measure 6. The melody continues with a dotted quarter note E3, a quarter note D3, and a quarter note C#3. The bass line has a dotted half note B2. The sixth measure has a dotted quarter note B2, a quarter note A2, and a quarter note G2. The bass line has a dotted half note A2. The seventh measure has a dotted quarter note F#2, a quarter note E2, and a quarter note D2. The bass line has a dotted half note G2. The eighth measure has a dotted quarter note C#3, a quarter note B2, and a quarter note A2. The bass line has a dotted half note F#2. The ninth measure has a dotted quarter note G2, a quarter note F#2, and a quarter note E2. The bass line has a dotted half note E2. The tenth measure has a dotted quarter note D3, a quarter note C#3, and a quarter note B2. The bass line has a dotted half note D2. The eleventh measure has a dotted quarter note A2, a quarter note G2, and a quarter note F#2. The bass line has a dotted half note C#2. The system ends with a double bar line.

The third system of music consists of four measures, starting at measure 12. The melody begins with a dotted quarter note E2, a quarter note D2, and a quarter note C#2. The bass line has a dotted half note B1. The thirteenth measure has a dotted quarter note B1, a quarter note A1, and a quarter note G1. The bass line has a dotted half note A1. The fourteenth measure has a dotted quarter note F#1, a quarter note E1, and a quarter note D1. The bass line has a dotted half note G1. The fifteenth measure has a dotted quarter note C#2, a quarter note B1, and a quarter note A1. The bass line has a dotted half note F#1. The system ends with a double bar line.

The fourth system of music consists of three measures, starting at measure 16. The melody begins with a dotted quarter note G2, a quarter note F#2, and a quarter note E2. The bass line has a dotted half note D2. The seventeenth measure has a dotted quarter note D2, a quarter note C#2, and a quarter note B1. The bass line has a dotted half note C#1. The eighteenth measure has a dotted quarter note A1, a quarter note G1, and a quarter note F#1. The bass line has a dotted half note B1. The system ends with a double bar line.

# LXIX

31.12.2017

7

7  
TAB  
10-8-7 | 8-7 | 7-10-8 | 8-7 | 2-0 | 0-2-4 | 0-2-3  
7 | 10 | 0 | 0 | 0 | 2 | 2  
| • | | | | | | |

7

7  
TAB  
2-0-0 | 0-2-3 | 3-2-0-2-0 | 0 | 0 | 0 | 2-0-0  
0-4 | 0 | 0-0-4 | 5-4-5-7 | 8-7-5 | 7-8-7 | 0-3  
2 | 2 | 2 | | | | |  
| | | | | | | • | • | • |

14

14  
TAB  
2-2-0-0 | 3-3-2-2 | 3-3-2-2-0-0-2 | 8-7-8 | 5-7  
0 | 1-0 | 0-1-0-3 | 0-0-0-8 | 0-0  
2 | 3 | 2-3 | 7 | 7  
| | | | | | |

# LXX

29.12.2017

The musical score is written on seven staves, each beginning with a treble clef and a key signature of two sharps (F# and C#). The time signature is not explicitly shown but appears to be 4/4 based on the note values. The score includes the following elements:

- Staff 1:** Starts with a measure containing an eighth rest (8) and a triplet of eighth notes. It continues with various eighth-note patterns and a final measure with a fortissimo (ff) dynamic marking.
- Staff 2:** Labeled with a measure number '7' at the beginning. It features eighth-note runs and a fortissimo (ff) dynamic marking.
- Staff 3:** Labeled with a measure number '12' at the beginning. It consists of eighth-note patterns.
- Staff 4:** Labeled with a measure number '17' at the beginning. It consists of eighth-note patterns.
- Staff 5:** Labeled with a measure number '22' at the beginning. It features several triplet markings (3) over eighth notes.
- Staff 6:** Labeled with a measure number '27' at the beginning. It includes triplet markings (3) and a fortissimo (ff) dynamic marking.
- Staff 7:** Labeled with a measure number '32' at the beginning. It features eighth-note patterns and triplet markings (3) at the end.

2

35

8

3

3

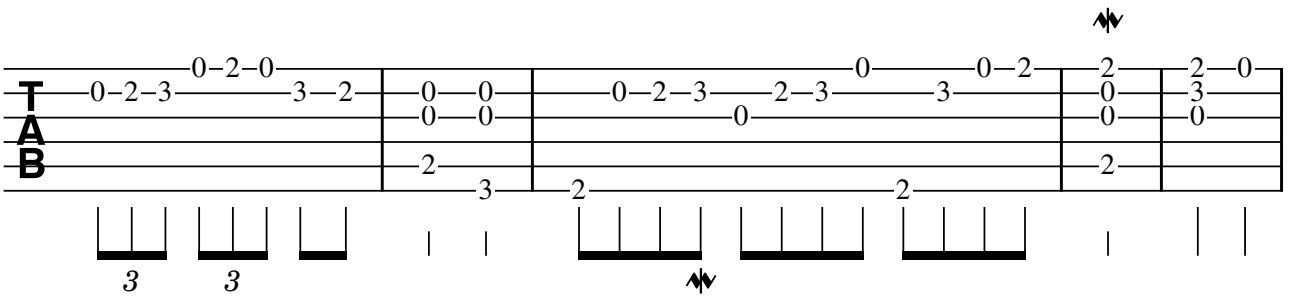
39

8

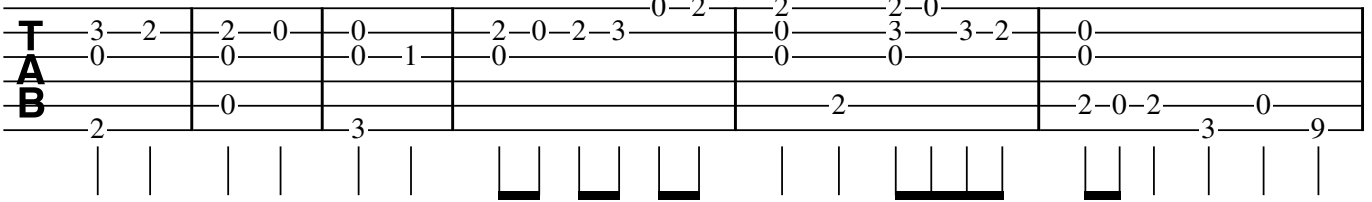
# LXX

29.12.2017

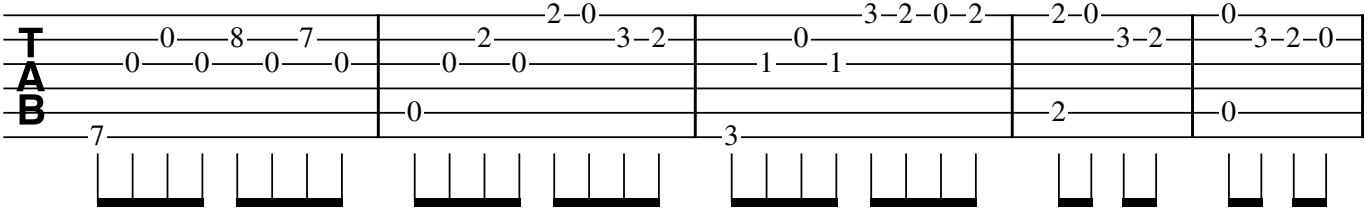
6



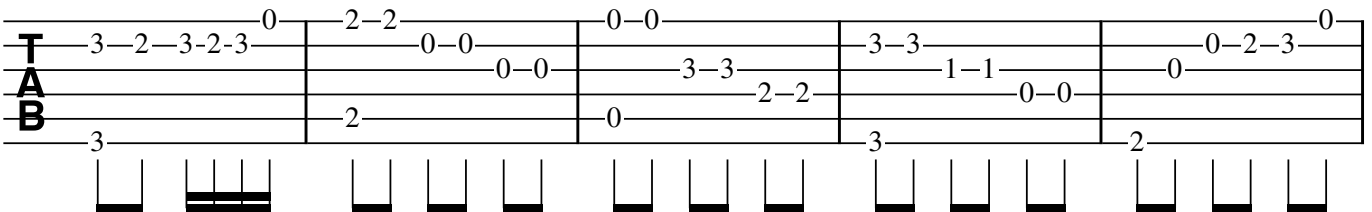
6



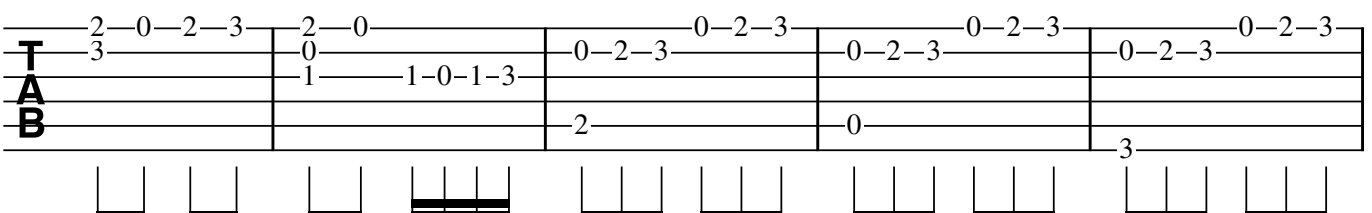
12



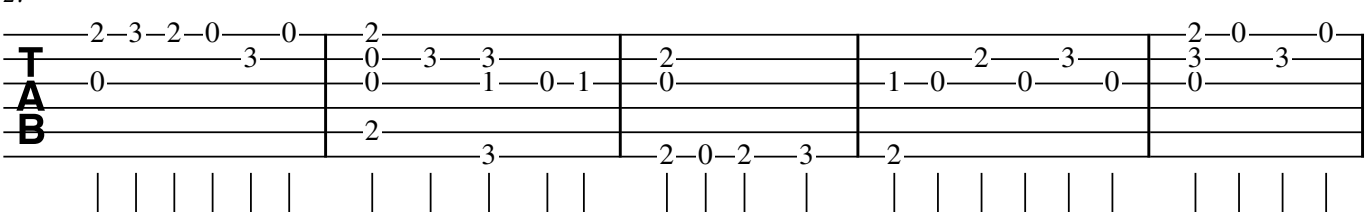
17



22



27



Detailed description of the guitar tablature: The image displays six systems of guitar tablature, each consisting of a treble clef staff (labeled 'TAB'), a bass clef staff (labeled 'TAB'), and a diagrammatic representation of the fretboard. The diagrams use vertical lines to represent strings and horizontal bars to indicate fretted notes. Numerical fret numbers are placed above or below the lines. System 1 (measures 6-7) features triplets and a double bar line with a repeat sign. System 2 (measures 8-11) includes a 9th fret note. System 3 (measures 12-16) shows a sequence of notes including an 8th fret. System 4 (measures 17-21) contains various triplet patterns. System 5 (measures 22-26) includes a double bar line with a repeat sign and a triplet. System 6 (measures 27-30) concludes with a triplet and a double bar line with a repeat sign.

2

32

Guitar TAB for measure 32. The notation is as follows:

|   |   |   |   |   |   |   |   |   |   |   |   |   |    |    |    |   |   |   |   |    |
|---|---|---|---|---|---|---|---|---|---|---|---|---|----|----|----|---|---|---|---|----|
| 2 | 0 | 2 | 3 | 2 | 0 | 2 | 0 | 2 | 3 | 2 | 0 | 0 | 10 | 10 | 10 | 9 | 7 | 9 | 7 | 11 |
| 0 |   |   |   | 3 |   |   |   |   |   | 1 |   | 3 | 0  |    |    |   |   |   |   |    |
|   |   |   |   |   |   |   |   |   |   |   |   |   | 8  | 9  | 9  |   |   |   |   |    |

Below the staff are fret diagrams for each string. The diagrams show fingerings for notes 2, 0, 2, 3, 2, 0, 2, 0, 2, 3, 2, 0, 0, 10, 10, 10, 9, 7, 9, 7, and 11. There are triplets of notes 10, 10, 10 and 9, 9, 9. The measure ends with a double bar line.

35

Guitar TAB for measure 35. The notation is as follows:

|    |    |   |   |   |   |   |   |   |   |   |   |   |   |   |   |   |   |   |   |   |
|----|----|---|---|---|---|---|---|---|---|---|---|---|---|---|---|---|---|---|---|---|
| 10 | 10 | 3 | 2 | 0 | 0 | 2 | 0 | 2 | 3 | 0 | 2 | 0 | 2 | 3 | 3 | 2 | 0 | 2 | 0 | 7 |
| 0  |    | 0 |   |   | 4 |   |   |   |   | 0 |   | 3 | 3 | 2 | 0 | 2 | 0 | 0 | 0 | 0 |
| 9  |    |   |   |   |   |   |   |   |   | 2 |   |   |   |   |   |   |   |   |   |   |

Below the staff are fret diagrams for each string. The diagrams show fingerings for notes 10, 10, 3, 2, 0, 0, 2, 0, 2, 3, 0, 2, 0, 2, 3, 3, 2, 0, 2, 0, 7. There are triplets of notes 10, 10, 10 and 9, 9, 9. The measure ends with a double bar line.



# LXXI

31.12.2017

6=D 8

8

15

Harm12

22

Harm12

29

# LXXI

31.12.2017

6=D

Measures 1-7 of the first system. The top staff (TAB) contains fret numbers: 3-2-3-0, 3-3-0, 3-2-3, 2-0-3-2, 3-3-0, 10-9-7-6, 7-6-7-9. The middle staff (TAB) contains fret numbers: 0, 0, 0, 0, 0, 0, 0. The bottom staff (TAB) contains fret numbers: 0, 0, 0, 0, 0, 0, 0. A wavy line above the first measure indicates a tremolo effect. A wavy line above the last measure indicates a tremolo effect. Below the staves are guitar chord diagrams for each measure.

8

Measures 8-14 of the first system. The top staff (TAB) contains fret numbers: 10-0-0, 9-0-0, 5-3-3, 2-3-3, 3-2-0-2-3, 0-2-5-3-2. The middle staff (TAB) contains fret numbers: 9-0, 9-0, 0-3, 0-3, 0-0, 0-0, 0. The bottom staff (TAB) contains fret numbers: 9-9, 0-0, 0-0, 2-0, 5-5, 0. Below the staves are guitar chord diagrams for each measure.

15

Measures 15-22 of the first system. The top staff (TAB) contains fret numbers: 5-3-5-2, 0-3-1-0, 3-1-3, 3-1-0, 3-1-0-1-3, 0-2-3, 3-2-0, 3-0-2. The middle staff (TAB) contains fret numbers: 1, 1, 2. The bottom staff (TAB) contains fret numbers: 0-3, 2-0, 0-2. A wavy line above the first measure indicates a tremolo effect. A wavy line above the second measure indicates a tremolo effect. A wavy line above the fourth measure indicates a tremolo effect. The text "Harm12..." is written above the fifth measure. Below the staves are guitar chord diagrams for each measure.

23

Measures 23-29 of the first system. The top staff (TAB) contains fret numbers: 2-0-3, 2-3-0-2-3, 2-0-2, 2-0-2, 3-0-2-3, 2-0-2-3, 0-0-2. The middle staff (TAB) contains fret numbers: 0, 0, 0, 0, 0, 0, 3. The bottom staff (TAB) contains fret numbers: 0-5, 4-2, 0-0. The text "Harm12..." is written above the first measure. Below the staves are guitar chord diagrams for each measure.

30

Measures 30-31 of the first system. The top staff (TAB) contains fret numbers: 2-2-3, 0-0-2-3, 2-3. The middle staff (TAB) contains fret numbers: 3-3, 0-0, 3-3. The bottom staff (TAB) contains fret numbers: 0-0, 0-0. Below the staves are guitar chord diagrams for each measure.

# LXXII

10.01.2018

Musical staff 1, measures 1-8. The staff is in treble clef with a key signature of one sharp (F#). The music consists of a sequence of notes and rests, including eighth and quarter notes, with some beamed eighth notes. The bass line is indicated by a brace on the left side of the staff.

9

Musical staff 2, measures 9-11. The staff is in treble clef with a key signature of one sharp (F#). The music continues with eighth and quarter notes, including some beamed eighth notes. The bass line is indicated by a brace on the left side of the staff.

12

Musical staff 3, measures 12-17. The staff is in treble clef with a key signature of one sharp (F#). The music continues with eighth and quarter notes, including some beamed eighth notes. A double bar line with repeat dots is present above the staff in measure 13. The bass line is indicated by a brace on the left side of the staff.

18

Musical staff 4, measures 18-21. The staff is in treble clef with a key signature of one sharp (F#). The music continues with eighth and quarter notes. The piece concludes with a double bar line and repeat dots. The bass line is indicated by a brace on the left side of the staff.

# LXXII

10.01.2018

7-7-5 | 8-7 | 7 | 5 | 7-7-5 | 8-7 | 8-7 | 8-5

TAB

0 | 7 | 7 | | | 0 | | | | 7 | 7 |

9

0-2-3 | 2-0-0 | 0-2-3 | 2-0 | 0

TAB

2 | 2 | 2 | | 0-2-3-7-10-9-7-9

12

7-8-7-5 | 8-7-8 | 5 | 7 | 5-3-2-3 | 3-2-3-5 | 2 | 0-3-2 | 0

TAB

0 | 0 | | | 2 | 2 | 0 | 2-10-9-7

18

7-7-5 | 8-7 | 7 | 5 | 9

TAB

0 | 7 | 7 | | 0 | 2 |

# LXXIII

11.01.2018

This musical score consists of six systems of notation, each starting with a treble clef and a key signature of two sharps (F# and C#). The systems are numbered 8, 14, 17, 21, and 23. The notation includes various rhythmic values, including eighth and sixteenth notes, and rests. Annotations include 'H12' with a double bar line and a wavy line, 'Harm12', and 'Harm12...'. A triplet of eighth notes is marked with a '3' and a wavy line. The score concludes with a double bar line and a wavy line.

# LXXIII

11.01.2018

(H12)  $\nwarrow$

TAB notation for measures 1-7. Measure 1: (0) 2, (0) 0. Measure 2: 7-5, 8-5. Measure 3: 7-8-7. Measure 4: 7-8-7. Measure 5: 0-2-3. Measure 6: 2-0-2, 3-2. Measure 7: 3-2-3-2-3-5, 0. Bass line: 5, 7, 5, 3.

8 Harm12

TAB notation for measures 8-13. Measure 8: 2-0-2-3-0, 3. Measure 9: 0-2, 3-2-2-0-2-10-9. Measure 10: 10-9, 0-10. Measure 11: 7-5, 8-8. Measure 12: 7-8, 0-0. Measure 13: 2-7-5, 0-0. Bass line: 2, 0, 9, 7, 2.

14

TAB notation for measures 14-16. Measure 14: 3-2-0-2-2-0-2-3-2-0, 3-2. Measure 15: 2-0-2-3-2-0, 3-1. Measure 16: 2, 0-0, 0-0. Bass line: 3, 2, 2, 2-0-2-3-2-0, 5-4.

17

TAB notation for measures 17-19. Measure 17: 0-0, 2-3, 2-0, 3-0. Measure 18: 0-2-3, 0-7-5, 8-5. Measure 19: 0-7, 0-8, 0-7, 0-0. Bass line: 2, 7.

20



TAB notation for measures 20-22. Measure 20: 7-8-7-5-7, 0-0. Measure 21: 2-3-2-3-2-3-5, 2-2-2, 2-2-2. Measure 22: 0-0, 3-3-3, 2-2-2. Bass line: 5, 3, 2.

23 Harm12...  $\nwarrow$  H12

TAB notation for measures 23-25. Measure 23: 7-7-7, 7-7-7, 8-8-8, 7-7-7. Measure 24: 2-0-0, 3-2-3, 2-2-0-2. Measure 25: 2, H12. Bass line: 7, 2, 3, 2.

# LXXIV

14.01.2018



# LXXIV

14.01.2018

7-10-9-7-5-5-7-5-7-9-10-9

7-8-8-8-7-8-10-10

0-10-9-10-0-7-0-9

A guitar tablature system with three staves. The top staff contains fret numbers: 7-10-9, 7-5-5, 7-5-7-9, 10-9. The middle staff contains: 7-8, 8, 8-7-8, 10. The bottom staff contains: 0, 10, 9-10, 10-9, 0, 7, 0, 9. Below the staves are vertical bar lines and horizontal lines representing fret positions.

8

10-9-9-7-7-5-7-8-5-10-10-9-10-7-9-7-9-10-10-9-9

10-10-11-0-12-0-10-0-0-7-0

9-9-0-0-9-7-0

A guitar tablature system with three staves. The top staff contains fret numbers: 10-9, 9-7, 7-5-7-8, 5-10, 10-9-10-7, 9-7-9, 10-10, 9-9. The middle staff contains: 10, 11, 0, 12, 0, 10, 0, 0, 7, 0. The bottom staff contains: 9, 9, 0, 0, 9, 7, 0. Below the staves are vertical bar lines and horizontal lines representing fret positions.

16

7-7-5-4-4-2-2-0-4-2-0-0-2-4

0-0-0-0-4-0-4-0-2-0

5-4-2-2-2-4-2-0-2-0

A guitar tablature system with three staves. The top staff contains fret numbers: 7-7, 5-4, 4-2, 2-0, 4-2-0, 0-2, 4. The middle staff contains: 0, 0, 0, 0, 4, 0, 4, 0, 2, 0. The bottom staff contains: 5, 4, 2, 2, 2, 4, 2, 0, 2, 0. Below the staves are vertical bar lines and horizontal lines representing fret positions.



# LXXV

12.01.2018

Musical score for LXXV, featuring a single melodic line on a treble clef staff with a key signature of two sharps (F# and C#). The score consists of seven systems of music, each starting with a measure number (1, 3, 6, 9, 14, 19, 23) and a common time signature of 8. The notation includes various rhythmic values, triplets, and harmonic markings such as "Harm12". The piece concludes with a final triplet in the seventh system.

2

27

8

31

8

35

8

39

8

42

8

45

8

# LXXV

12.01.2018

3

TAB

3

3

TAB

3 3 3 3 3 3 3

6

TAB

3 3 3 3 3 3 3 3 3

9

TAB

15

TAB

20

TAB

Harm12 Harm12 Harm12..

3 3 3

2

24

2-0-2-3 0-2-0 | 2-3-0-2-0 | 0-2-3-2

1-0 | 3-3-1-3 | 0-1-3-1

0 | 3-2-0 | 0

3 3 3

27

0-2-3 0-2 | 0-2-3 0 | 2-5-3-3-7-5-5-10-9 | 10-10

0-1-3 1 | 0-1-3 0 | 0 0 | 0 9

4 0 | 2 0 | 0 0

3 3 3 3 3 3 3 3 3

31

10-9-7 9 | 10-9-10-12 | 9-7-9-10 | 10-9-7 7-9 | 10-10-10

0 10-9-10 | 0 | 0 | 0 10 | 9 9 9 9

9 0 | 0 | 0 | 0 0 | 0

3 3 3 3 3 3 3 3

36

9-9-9 7-7-7 | 5-7-5-7-5 | 3-5-3 2-3-2 | 0-2-0-0-2-0

0 7-7-7-7 | 0 5-5-5-5 | 0 3-1 2 | 2 0

0 0 | 0 0 | 0 0 | 0

40

0 0-2-3-5 | 6-7-7-7-9-10-10-10 | 9-9-7-7-5-5

1-3 0-1-3 | 0 0 0 | 0 10 9 9 7 5

3 2 0 | 0 0 | 0 0 0 0

3 3

43

3-3-3-3 2-2-2-2 | 2-0-0 | 0-2-3-2-0-2-3-2-0

1-5-5-5 | 0 3-3-3 | 3 2-3-0-2 | 0-2-3

0 | 0 | 0

3 3 3 3

47

2  
0  
0  
1  
2

**T**  
**A**  
**B**

|

# LXXVI

15.01.2018

Musical staff 1, measures 1-4. Treble clef, key signature of three sharps (F#, C#, G#), and a common time signature (C). The staff contains a melodic line with eighth notes and a bass line with chords and triplets. A circled '8' is at the beginning, and a circled '3' is under a triplet in measure 4.

Musical staff 2, measures 5-9. Treble clef, key signature of three sharps, and a common time signature. The staff contains a melodic line with eighth notes and a bass line with chords and triplets. A circled '8' is at the beginning. The word "Harm12" is written above the staff in measures 5, 6, and 7. A circled '3' is under a triplet in measure 9.

Musical staff 3, measures 10-13. Treble clef, key signature of three sharps, and a common time signature. The staff contains a melodic line with eighth notes and a bass line with chords and triplets. A circled '8' is at the beginning. A circled '3' is under a triplet in measure 13.

Musical staff 4, measures 14-17. Treble clef, key signature of three sharps, and a common time signature. The staff contains a melodic line with eighth notes and a bass line with chords and triplets. A circled '8' is at the beginning. A circled '3' is under a triplet in measure 17.

Musical staff 5, measures 18-19. Treble clef, key signature of three sharps, and a common time signature. The staff contains a melodic line with eighth notes and a bass line with chords. A circled '8' is at the beginning. The piece ends with a double bar line in measure 19.

# LXXVI

15.01.2018

Harm12...

TAB notation for measures 1-4. Measure 1: 2-2-7-5 | 5-4-5. Measure 2: 3-3-2 | 0-2-3. Measure 3: 3-3-2 | 0-2-0. Measure 4: 0-2-3 | 3-3-2. Bass line: 0-0 | 2-0 | 2-0 | 3-0-2. Includes a 3-measure triplet in the bass line.

6

Harm12... Harm12...

TAB notation for measures 6-10. Measure 6: 0-2-3 | 2-0-3. Measure 7: 3-2-3 | 0-2-3-5. Measure 8: 3-3-3-3 | 4-5-4-4-2-4-2-4-5. Measure 9: 0-1-0 | 0-0-0. Measure 10: 0-0-0 | 0-0-0. Bass line: 0-2 | 0-0-0 | 0-0-0 | 0-0-0. Includes three 3-measure triplets in the bass line.

11

TAB notation for measures 11-15. Measure 11: 5-3-3-2-0-2 | 9-9-12-10. Measure 12: 7-10-11 | 10-9-9-7. Measure 13: 8-0-0 | 10-9-10-7. Measure 14: 0-9-0 | 9-7-9-10-10. Measure 15: 0-0-0 | 0-0-0. Bass line: 0-0-0 | 0-0-0 | 0-0-0 | 0-0-0. Includes a 3-measure triplet in the bass line.


16

V

TAB notation for measures 16-18. Measure 16: 10-9-10 | 7-9-10. Measure 17: 0-10 | 10-9-7-10-9-7-7-9. Measure 18: 9-5-7-5. Bass line: 0-0-0 | 0-0-0 | 0-0-0. Includes three 3-measure triplets in the bass line.

# LXXVII

17.01.2018





# LXXVII

17.01.2018

0-1 | 1-0-1-3 | 8-7-5-7 | 8-10-12 | 13-12-10-12 | 1-0-3-2

1  
1  
2  
3

0  
7  
0  
0

Diagram showing fret positions for the first system of guitar tablature. The fret numbers are: 0-1 | 1-0-1-3 | 8-7-5-7 | 8-10-12 | 13-12-10-12 | 1-0-3-2. The strings are numbered 1 to 3 on the left. Below the staff, there are vertical lines and horizontal bars representing fret positions.

7

0-1-3 | 0-3-1-0 | 0-1-0-1-3-3-1-0 | 0-3-2-3 | 3-2-3 | 3-1-0

T  
A  
B

3  
2  
0

3  
3  
0

Diagram showing fret positions for the second system of guitar tablature. The fret numbers are: 0-1-3 | 0-3-1-0 | 0-1-0-1-3-3-1-0 | 0-3-2-3 | 3-2-3 | 3-1-0. The strings are numbered 3, 2, 0 on the left. Below the staff, there are vertical lines and horizontal bars representing fret positions, including triplets and a fermata.

# LXXVIII

20.01.2018

First musical staff, measures 1-5. Treble clef, key signature of three sharps (F#, C#, G#), and a common time signature (C). The staff contains a melodic line with eighth and sixteenth notes and a bass line with eighth notes.

Second musical staff, measures 6-9. Treble clef, key signature of three sharps, and a common time signature. The staff contains a melodic line with eighth and sixteenth notes and a bass line with eighth notes.

Third musical staff, measures 10-13. Treble clef, key signature of three sharps, and a common time signature. The staff contains a melodic line with eighth and sixteenth notes and a bass line with eighth notes.

Fourth musical staff, measures 14-19. Treble clef, key signature of three sharps, and a common time signature. The staff contains a melodic line with eighth and sixteenth notes and a bass line with eighth notes.

Fifth musical staff, measures 20-24. Treble clef, key signature of three sharps, and a common time signature. The staff contains a melodic line with eighth and sixteenth notes and a bass line with eighth notes. The piece concludes with a double bar line and repeat signs.

# LXXVIII

20.01.2018

7 7 3-2-0 0-2 3-2-0 0-2 0-2-3 3-2-0-2-0

7 7 7 3 3 3 0 3

2 2 2 0 2 0

7 2 2 0 2 0

6

0 3-1-3-1-0 1-0 0 0 7 7 10 10

3 1 3 1 0 3 3 1 0 7 7 7 10 10 10

3 2 0 3 2 0 2 10 9 7 7 10

11

10-9-7 7-9 9-7 7 7 10-9-7-9 9-7 7 7

10 10 10 9 10 10 10 9 10 10 7 10

9 9 0 0 0 0

16

10-10-9-10 7 9-9-7-9-10 12-12 10-10 9-7 V 9-7-5 5-7 7-5

0 0 0 11 9 7 5 9 5 9

7 7 7 5 7 7

24

5 7 9 5 5 7 9 5

7 6 7 7 7 7 5

# LXXIX

21.01.2018

6=D

tr

8

2/4

Detailed description: This system contains measures 1 through 6. It features a treble clef with a key signature of two sharps (F# and C#) and a 2/4 time signature. The bass clef part is marked with an '8' below it. A trill (tr) is indicated above the first measure. The music consists of a melodic line in the treble and a bass line in the bass clef.

7

8

Detailed description: This system contains measures 7 through 11. It continues the musical notation from the previous system, maintaining the treble clef, two-sharp key signature, and 2/4 time signature. The bass clef part is marked with an '8' below it.

12

8

tr

Detailed description: This system contains measures 12 through 19. It continues the musical notation. A trill (tr) is indicated above the 15th measure. The bass clef part is marked with an '8' below it.

20

8

Detailed description: This system contains measure 20, which is the final measure of the piece. It shows a final chord in the treble clef and a final bass line in the bass clef, marked with an '8' below it.

# LXXIX

21.01.2018

*tr*

6=D

This block contains the first six measures of a guitar piece. The notation is written on a six-line staff with the letters 'T', 'A', and 'B' stacked vertically on the left side. The notes are: 3, 2-3, 0, 2, 3, 2-3, 5-10-9-7-9, 10, 7-8-10-10, 0, 0, 0, 4-9, 9-10-9-7-5-7, 0. The '6=D' indicates the 6th fret is tuned to D. Below the staff are vertical bar lines and small black rectangles representing fret positions.

7

This block contains measures 7 through 12. The notation is on a six-line staff with 'T', 'A', and 'B' on the left. The notes are: 10-10-9-7, 9-10, 2-0-2-3-3, 2-0-0, 2-3-5-5, 10-9-7-9, 10-10-10, 7, 8, 0, 0, 0, 0, 4, 0, 9, 7-5, 4, 0, 7, 8, 0. Below the staff are vertical bar lines and small black rectangles representing fret positions.

13

*tr*

This block contains measures 13 through 18. The notation is on a six-line staff with 'T', 'A', and 'B' on the left. The notes are: 8-8-8, 6-6-6, 5, 0, 2, 3, 2, 0, 2, 9-10, 10, 5, 3, 3, 3, 3, 3, 8, 6, 0, 0, 0, 0, 0, 0, 0, 0. The 'tr' indicates a trill. The piece ends with a double bar line. Below the staff are vertical bar lines and small black rectangles representing fret positions.

# LXXX

24.01.2018

The first system of musical notation for 'LXXX' is written on a single staff in treble clef with a key signature of three sharps (F#, C#, G#). It begins with a common time signature 'C' and a dynamic marking of '8'. The notation consists of a series of chords and melodic lines, including a triplet of eighth notes in the middle of the system.

The second system of musical notation for 'LXXX' starts at measure 7. It continues in the same key signature and time signature. This system features several triplet markings (indicated by a '3' above the notes) and a flat sign (b) appearing in the final measure of the system.

The third system of musical notation for 'LXXX' starts at measure 12. It continues with the same key signature and time signature. This system contains multiple triplet markings (indicated by a '3' above the notes) and a flat sign (b) in the final measure.

The fourth system of musical notation for 'LXXX' starts at measure 16. It continues in the same key signature and time signature. This system features a flat sign (b) in the final measure and concludes with a double bar line.

# LXXX

24.01.2018

2-2 3-3 0-0 0-2 0 0

TAB 3 0 2 3-2-3 0-1-0 3 3 3-3

0 1 2 0 0 2-4-2 4 4-2-4 0

3 3 2 2 0 4 5 0

8

3-2-0-2-0 5-10 10-9-7-9-7-6 2-0-2 0-2-3-5-7-9

TAB 2 3 0 0 0 0 0 0

B 9 9 2-0-2 2-0-2 2-0-2 2-0

3 3 3 3 2-0-2 2-0

13

10-9-7 2-3 0-2 0-2-3 0

TAB 0 0-2-3 3-0-2-0-2-3 3 0-2-3 0-2-3 0-2-3

B 0 3-1-3-1 0 0-1 2-1 2 0-1-3

0 0 2 2 0

3 3 3 3 0

17

2-2-3-2 7-9 11



TAB 0 0 0 0 7 7

B 2 2 0 10-9 7 9 7

2 0 10-9 7 7

VII

# LXXXI





# LXXXI

2-2 0-0 0-2-3 0-2-2-0 0 2 0 0

**T** 3 2 3 2 3 0 3 1 3-2-3 0 0 0

**A** 3 3 0 3 1 3-2-3 0 0 1

**B** 0 0 2 0 2

6

2-3-2-5-3-2 0-2-0-3 0 2-0 2-0-2-3

**T** 3 3 3 2-0-2-3

**A** 0 2 0 2-0-2-3 4-2-4-5-4-2

**B** 2 2-0-2-3

12

2-2-2 0 0 0-2-0-2-3 2 0 3-2-0-2-3

**T** 0-2-3-3 2-0-2-2 0-2-3-2-3 3 3 3-2-0-2-3

**A** 0 0 0 3 3 3

**B** 2 0 3 0 2 4 0

17

2

**T** 3

**A** 3

**B** 0

|•

# LXXXII

29.01.2018

Musical staff 1, starting at measure 1. The key signature has two sharps (F# and C#). The staff contains a sequence of chords and melodic lines, including a triplet of eighth notes in the first measure.

Musical staff 2, starting at measure 8. It features a complex rhythmic pattern with sixteenth notes and a triplet of eighth notes. A flat (Bb) is introduced in the second measure.

Musical staff 3, starting at measure 13. The staff continues with a series of chords and melodic fragments.

Musical staff 4, starting at measure 19. It includes a section labeled "Harm12" above the staff, indicating a harmonic change.

Musical staff 5, starting at measure 27. It includes a section labeled "Harm5" above the staff, indicating a harmonic change.

Musical staff 6, starting at measure 34. The staff continues with a series of chords and melodic fragments.

Musical staff 7, starting at measure 40. The staff concludes with a series of chords and melodic fragments.

2

45

Musical notation for a piano exercise. The score is written on a single staff in treble clef with a key signature of two sharps (F# and C#). The piece begins with a piano dynamic marking (p) and a tempo marking of 8. The melody consists of a sequence of eighth notes: F#4, G4, A4, B4, C5, B4, A4, G4, F#4. The first two measures are marked with a fermata. The piece concludes with a double bar line.

# LXXXII

29.01.2018

8

8

8

8

8

13

13

19

19

27

Harm5.....

27

36

III

36

2

42




**T  
A  
B**

2-0-2-3-2-0 | 3-2 | 3-2-3-3-2-0 | 0-3-1-3 | 0-2-3 | 0-2-3 | 5-3-2-3-2-0 | 2-3 |

2 3 4 2 3 2 4 2

# LXXXIII

31.01.2018



# LXXXIII

31.01.2018

8

8-measure TAB notation. The top staff (T) contains the sequence: 3-2-3 | 2-0 | 0 | 8-7 | 0 | 2-0 | 2 | 0-2-3 | 3-2-0 | 2-0-2-3-2-0. The middle staff (A) contains: 8 | 8-7 | 3-2 | 3-2-0 | 2 | 0-2-3 | 0. The bottom staff (B) contains: 7 | 0 | 2 | 2. Below the staves are seven fret diagrams corresponding to the notes in the TAB.

8

8-measure TAB notation. The top staff (T) contains the sequence: 3-2-3 | 3-2 | 0-2-3-2-3 | 2-3 | 0-5-3-2 | 2-0 | 0 | 2-0-3 | 3-2-0 | 2-0 | 3-2-3 | 0. The middle staff (A) contains: 2 | 3 | 0 | 0 | 0. The bottom staff (B) contains: 2 | 3 | 0 | 0 | 0. Below the staves are seven fret diagrams corresponding to the notes in the TAB.

14

14-measure TAB notation. The top staff (T) contains: 3. The middle staff (A) contains: 3. The bottom staff (B) contains: 0. Below the staves is a single fret diagram with a dot on the first fret.

# LXXXIV

02.02.2018

The musical score is written in G major (one sharp) and 8/8 time. It consists of six staves of music, each starting with a measure number and a common time signature of 8. The notation includes various rhythmic values such as eighth notes, sixteenth notes, and triplets. The first staff (measures 1-5) features a triplet of eighth notes in measure 4 and a dotted quarter note in measure 5. The second staff (measures 6-11) includes a dotted quarter note in measure 10. The third staff (measures 12-18) contains a double bar line in measure 13. The fourth staff (measures 19-25) features a sixteenth-note run in measure 19. The fifth staff (measures 26-32) includes a sixteenth-note run in measure 26. The sixth staff (measures 33-38) concludes the piece with a final cadence in measure 38.



# LXXXIV

02.02.2018

♩ = ♩.

T  
A  
B

6 ♩ = ♩.

T  
A  
B

12

T  
A  
B

19 II

T  
A  
B

26

T  
A  
B

34

T  
A  
B

# LXXXV

02.02.2018

6=D

Musical notation for measures 6-8. The key signature has three sharps (F#, C#, G#). The music is written on a single staff with a treble clef and a common time signature. Measure 6 starts with a bass clef and a common time signature, indicating a double bass clef. The notation includes eighth and sixteenth notes, rests, and a double bar line at the end of measure 8.

7

Musical notation for measures 7-8. The key signature has three sharps (F#, C#, G#). The music is written on a single staff with a treble clef and a common time signature. Measure 7 starts with a bass clef and a common time signature, indicating a double bass clef. The notation includes eighth and sixteenth notes, rests, and a double bar line at the end of measure 8.

13

Musical notation for measures 13-18. The key signature has three sharps (F#, C#, G#). The music is written on a single staff with a treble clef and a common time signature. Measure 13 starts with a bass clef and a common time signature, indicating a double bass clef. The notation includes eighth and sixteenth notes, rests, and a double bar line at the end of measure 18.

19

Musical notation for measures 19-25. The key signature has three sharps (F#, C#, G#). The music is written on a single staff with a treble clef and a common time signature. Measure 19 starts with a bass clef and a common time signature, indicating a double bass clef. The notation includes eighth and sixteenth notes, rests, and a double bar line at the end of measure 25.

26

Musical notation for measures 26-31. The key signature has three sharps (F#, C#, G#). The music is written on a single staff with a treble clef and a common time signature. Measure 26 starts with a bass clef and a common time signature, indicating a double bass clef. The notation includes eighth and sixteenth notes, rests, and a double bar line at the end of measure 31. There are two triplets marked with the number '3' below the notes.

# LXXXV

02.02.2018

6=D

TAB notation for measures 1-7. The notation is written on a six-line staff. Measure 1: Treble clef, 2-2, 3, 0, 3. Measure 2: 3-2, 3, 2, 3. Measure 3: 0, 3-2, 3-2-3, 1. Measure 4: 2-10-9, 0. Measure 5: 9-7-9-10, 9-7. Measure 6: 10-9, 0. Measure 7: 0, 2, 9, 0. Below the staff are vertical lines representing fret positions, with some lines having small black boxes indicating fingerings.

8

TAB notation for measures 8-14. The notation is written on a six-line staff. Measure 8: 10-9-10, 7, 9-7, 10-9, 0, 7-10-9, 10, 7-9, 10-10-9, 7, 8, 0, 3-3-2, 10, 9-9-7, 10, 10, 0, 2, 0. Measure 9: 0, 0, 0, 0, 0, 0, 2, 0. Measure 10: 0, 0, 0, 0, 0, 0, 0, 0. Measure 11: 0, 0, 0, 0, 0, 0, 0, 0. Measure 12: 0, 0, 0, 0, 0, 0, 0, 0. Measure 13: 0, 0, 0, 0, 0, 0, 0, 0. Measure 14: 0, 0, 0, 0, 0, 0, 0, 0. Below the staff are vertical lines representing fret positions, with some lines having small black boxes indicating fingerings.

15

TAB notation for measures 15-20. The notation is written on a six-line staff. Measure 15: 2-0-2-3-2-0, 2-0-2-3-2-0, 2-0-2-3, 0-2, 2, 3, 10, 8, 10, 11. Measure 16: 0, 0, 4, 0, 3, 12, 12, 10, 11. Measure 17: 4, 4, 0, 0, 0, 0, 0, 0, 0, 0. Measure 18: 0, 0, 0, 0, 0, 0, 0, 0, 0, 0. Measure 19: 0, 0, 0, 0, 0, 0, 0, 0, 0, 0. Measure 20: 0, 0, 0, 0, 0, 0, 0, 0, 0, 0. Below the staff are vertical lines representing fret positions, with some lines having small black boxes indicating fingerings.

21

VII

TAB notation for measures 21-25. The notation is written on a six-line staff. Measure 21: 7-10, 10, 9, 7, 8, 7, 8, 10-9, 7, 9-7-10, 9-7-9-10-9-7-9. Measure 22: 0, 9, 9, 9, 0, 0, 0, 0, 0, 0. Measure 23: 0, 9, 9, 9, 0, 0, 0, 0, 0, 0. Measure 24: 0, 9, 9, 9, 0, 0, 0, 0, 0, 0. Measure 25: 0, 9, 9, 9, 0, 0, 0, 0, 0, 0. Below the staff are vertical lines representing fret positions, with some lines having small black boxes indicating fingerings. At the end of the piece, there are two triplets of notes indicated by a '3' and a bracket.

# LXXXVI

02.02.2018

6=D

Musical notation for the first system, measures 1-5. The key signature is three sharps (F#, C#, G#). The notation includes a treble clef, a common time signature, and an 8-measure rest at the beginning. The melody consists of eighth and sixteenth notes, with some chords and rests.

6

Musical notation for the second system, measures 6-10. The key signature is three sharps. The notation includes a treble clef, a common time signature, and an 8-measure rest at the beginning. The melody continues with eighth and sixteenth notes. A "Harm12" instruction is present above the final measure.

11

Musical notation for the third system, measures 11-13. The key signature is three sharps. The notation includes a treble clef, a common time signature, and an 8-measure rest at the beginning. The melody continues with eighth and sixteenth notes. The system ends with a double bar line and a fermata.

# LXXXVI

02.02.2018

6=D

0 3 2 0 0 2 0 2 3 2 0 0 2 0 2 3 2 0

T 0 3 3 0 3 2 3

A 2 2 3 3 1 0

B 2 2 0 0 0

6

10 9 7 7 9 9 7 10 9 0 2 Harm12 2 3 2 0 0

T 10 10 10 9 10 0 3 2 3 2 3 0 3 2 3 3

A 0 0 0 2 0 0

B 0 2 0

12

2 3 3 0

T 2 3 3 0

A 2 3 3 0

B 2 3 3 0

|•

# LXXXVII

02.02.2018

6=D

8

3 3 3 3

3 3 3 3

8

7

8

3

# LXXXVII

02.02.2018

6=D

3 2 3 0 3 2 0 2 0 | 3 2 3 0 0 2 3 2 0

0 | 2 0

0 0 0 0 0 0 0 0

3 3 | 3 3

3

2 5 3 3 2 10 9 7 9 7 10 | 7 5 5 5 | 2 0

3 3 2 | 10 8 7 8 10 8 8 | 7 0 3 2 0 2 3

3 0 | 9 0 | 0 0 | 2 0 3 2 0 2 3

0 0 | 5 0 | 0

3 3 | 3 3 | 3 3

6

0 3 2 0 2 | 2 0 2 5 9 10 9 7 | 9 7 10 0 | 9 10 9 7

4 5 4 5 | 0 10 10 9 | 0 | 9

4 5 | 0 9 7 10 0 | 9

4 5 | 0 | 0 | 0

4 5 | 0 | 0 | 0

3 | 3

# LXXXVIII

02.02.2018

6=D

8

This system contains measures 1 through 4. It features a treble clef and a key signature of two sharps (F# and C#). The melody is written on a five-line staff with eighth and sixteenth notes. The bass line is indicated by a small staff with a bass clef and a '6=D' label, showing a D note on the sixth line. A circled '8' is placed below the first measure.

5

8

This system contains measures 5 through 8. It continues the melody from the first system. A circled '8' is placed below the first measure of this system.

8

8

This system contains measures 9 through 12. It continues the melody. A circled '8' is placed below the first measure of this system.

13

8

This system contains measures 13 through 16. It concludes the piece with a final cadence. A circled '8' is placed below the first measure of this system.



# LXXXVIII

02.02.2018

6=D

Measure 1: TAB notation for guitar. The strings are numbered 1 to 6 from top to bottom. The notation shows fret numbers and bar lines. The notes are: 3-2-0-2-3 (string 1), 0-3-2-2-0 (string 2), 0-3-2-2-0 (string 3), 0-3-2-2-0 (string 4), 0-3-2-2-0 (string 5), 0 (string 6). The fret numbers are: 3, 2, 0, 2, 3, 0, 3, 2, 2, 0, 0, 3, 3, 2, 2, 3, 0, 2, 4, 2, 0.

5

Measure 5: TAB notation for guitar. The strings are numbered 1 to 6 from top to bottom. The notation shows fret numbers and bar lines. The notes are: 3-3-2-3-0 (string 1), 0-10-10-9-9-7 (string 2), 0-10-10-9-9-7 (string 3), 0-10-10-9-9-7 (string 4), 0-10-10-9-9-7 (string 5), 0 (string 6). The fret numbers are: 3, 3, 3, 2, 3, 0, 3, 2, 3, 0, 3, 2, 0, 0, 10, 10, 9, 9, 7, 5, 7, 5, 5, 4, 0, 5, 9, 7, 5.

8

Measure 8: TAB notation for guitar. The strings are numbered 1 to 6 from top to bottom. The notation shows fret numbers and bar lines. The notes are: 4-4-2-2-0 (string 1), 3-2-3 (string 2), 0-3-2-0-2 (string 3), 0-2-3-2-0-2 (string 4), 2-0-2-5 (string 5), 5 (string 6). The fret numbers are: 4, 4, 2, 2, 0, 3, 2, 3, 0, 3, 2, 0, 2, 0, 0, 2, 3, 2, 0, 2, 2, 0, 2, 5, 5, 2, 3, 3, 2, 0, 0.

13

Measure 13: TAB notation for guitar. The strings are numbered 1 to 6 from top to bottom. The notation shows fret numbers and bar lines. The notes are: 3-2-0-2 (string 1), 2-0-2-0-2-3 (string 2), 3-3-2 (string 3), 2-3 (string 4), 3-3 (string 5), 0 (string 6). The fret numbers are: 3, 2, 0, 2, 2, 0, 2, 0, 2, 3, 3, 3, 2, 2, 3, 3, 0, 1, 2, 3, 3, 0.

# LXXXIX

10.02.2018



# LXXXIX

10.02.2018

9

Measure 9: TAB lines show fret numbers 0-2, 3-3, 2-3, 2, 3-0, 2-3, 3-2-0, 2-0, 3, 0, 3-2. The B line shows 2, 0, 3, 2, 0, 4. Fingering symbols are present below the staff.

10




Measure 10: TAB lines show fret numbers 0-2-3, 2-0, 3-3, 3-2-3, 2-0, 3, 2-0, 3, 3-2, 3-2-0, 2-0, 3. The B line shows 2, 0, 2, 0, 4, 2, 0. Fingering symbols are present below the staff.

19

Measure 19: TAB lines show fret numbers 0-2-3, 2-3, 0, 3, 0-2, 3, 2, 2-0, 0, 2-3, 3, 3-2-0-2, 2, 3, 3, 3, 0. The B line shows 3, 0, 2, 2, 1, 3, 0. Fingering symbols are present below the staff.

# XC

16.02.2018



# XC

16.02.2018

0-3-3-2 | 0-3-2-3-3-2-0 | 0-0-7-5 | 5-5-4-2-0 | 4-2-0-4-2-4

0 | 0 | 0 | 5 | 5

2 | 0 | 7 | 0 | 7

3 | 7 | 7 | 7 | 7

3

6

0-2-4-5-4-2-4-2-0-2 | 4-2-0 | 0-2-3 | 2-0-0-0 | 2

4-2 | 0-2-0 | 3-3-2 | 3-2-0-2 | 0-0-0 | 0

0 | 0 | 1 | 1 | 1

2-0 | 2 | 2-0-2 | 0 | 2 | 2

3 3 3 3

# XCI

18.02.2018

Musical staff 1: Treble clef, 4/4 time signature, starting with a common time signature 'C' and a '8' below the staff. The melody consists of quarter and eighth notes with various accidentals (sharps and naturals).

Musical staff 2: Treble clef, 4/4 time signature, starting with a common time signature 'C' and a '8' below the staff. The melody continues with quarter and eighth notes.

Musical staff 3: Treble clef, 4/4 time signature, starting with a common time signature 'C' and a '8' below the staff. The melody includes a flat (b) and continues with quarter and eighth notes.

Musical staff 4: Treble clef, 4/4 time signature, starting with a common time signature 'C' and a '8' below the staff. The melody includes a sharp (#) and ends with a double bar line.

# XCI

18.02.2018

5-3-1 | 3-1-0 | 1-0 | 0-1-0-1-3 | 2-3-0

**T** 3 | 3 | 3 | 3-2-3 | 2-3-2

**A** 0 | 0 | 0 | 3 | 3

**B** 0 | 0 | 0 | 0 | 0

6

0 | 0 | 0 | 10-8-5 | 6-5-5-3-5

**T** 3-6-8 | 6-3-2-3 | 3-2-0-3-2-3-2-3-2-0-2 | 3 | 5-3-5

**A** 0 | 0 | 2 | 0 | 4

**B** 0 | 0 | 0 | 0 | 0

11

5-3-5-6-5-3-0 | 1-0 | 3-3-2 | 3-2-0-2 | 2-3 | 2-2-3-5 | 0-0-2-3

**T** 6 | 3 | 3 | 2 | 3 | 3 | 2

**A** 0 | 3 | 0 | 0-1 | 3 | 3 | 2

**B** 0 | 0 | 2 | 2-3 | 0 | 0 | 0

17

0-2-3-3 | 2

**T** 1 | 3 | 3

**A** 0 | 3

**B** 3 | 0

# XCII

19.02.2018

8

8

13

18

26

34

38

*tr* *tr* *tr* *tr* *tr*

8



# XCII

19.02.2018

8

TAB

0-2-3 | 3-2-0 | 2-0-0 | 3-2-3 | 3-2-0 | 0-3-1 | 0-0-0 | 2-0-2-3

2 | 0 | 1 | 3 | 0 | 3-1 | 0 | 3

0 | 2 | 3 | 2 | 2 | 3 | 2 | 0

8

TAB

3-2-0-2-0 | 0-0-3 | 3-3-1 | 0-2-3 | 0-2-0 | 3-2 | 3-2-3 | 0-2-0 | 2-0 | 0-0-0

1 | 0 | 3 | 2 | 3 | 3 | 3 | 3 | 3 | 3

3 | 3 | 3 | 3 | 3 | 3 | 3 | 3 | 3 | 3

13

TAB

2-3-2-0 | 3-2-3-2-0-2 | 0-0-0 | 3-2-2-0-0 | 0-3-2-3-2 | 0-2-3 | 0-2-0-2-3 | 2

0 | 0 | 1 | 0 | 3 | 3 | 3 | 3 | 0 | 0 | 1 | 2

2 | 2 | 3 | 3 | 3 | 3 | 3 | 3 | 3 | 3 | 3 | 3

18

TAB

0-2-3 | 3-2-0 | 5-3-2 | 3-2-0 | 2-2-0-2-3 | 3-2-0-2 | 2-0 | 2-0 | 0-0-3-2-3 | 0

2 | 0 | 3 | 2 | 0 | 0 | 0 | 0 | 0 | 1 | 3-2-3 | 0

0 | 2 | 4 | 2 | 0 | 0 | 2 | 2 | 1 | 0 | 3 | 2-3 | 0

*tr tr tr tr tr*

26

TAB

3-2-0 | 10-10-9-7 | 9 | 7 | 5 | 3 | 2 | 0-2-3 | 3-2-3 | 0-3-2 | 0

0 | 8 | 9 | 0 | 0 | 0 | 0 | 0 | 0 | 0 | 0 | 1 | 2-3 | 0

2 | 2 | 2 | 2 | 2 | 2 | 2 | 2 | 2 | 2 | 2 | 2 | 2 | 3

35

TAB




2-0 | 2-2-2-2-2-2-2-0 | 0 | 0-2-3 | 0-2-0-2-3 | 2

0 | 0 | 3 | 0 | 1 | 1 | 0 | 3 | 0 | 2-3 | 0 | 0

2 | 3 | 2 | 2 | 2 | 2 | 2 | 2 | 2 | 2 | 2 | 2 | 2 | 3

# XCIII

20.02.2018



# XCIII

20.02.2018

0 | 7-7 | 5-3-2 | 5-5 | 3-2 | 3 | 0-2 | 3-2-0 | 3 | 3-2-0 | 3

9

0-2-3 | 3-2-3 | 3 | 0-2-3 | 2-7 | 10-9-7-9-7 | 7 | 7-7 | 7-7

14

VII V  
9-10 | 10-9-7 | 9-7 | 7-5 | 8 | 8-7-5 | 7-8 | 5 | 7-7 | 5-3-2 | 5-3 | 3-2

23

3-2-0 | 2-0-2-3-2-0 | 3-2 | 3-2-3 | 3-2-0 | 0 | 0-1-3 | 0-2 | 3-3-3

28

3-3-3 | 2-2-3 | 0-0-2-3 | 0-2 | 2-3 | 0-2 | 3-3-3

# XCIV

20.02.2018

Musical staff 1: Treble clef, key signature of three sharps (F#, C#, G#), 8/8 time signature. The staff contains a sequence of notes and rests, including a double bar line in the middle.

Musical staff 2: Treble clef, key signature of three sharps, 8/8 time signature. The staff contains a sequence of notes and rests, including six triplets marked with a '3' above the notes.

Musical staff 3: Treble clef, key signature of three sharps, 8/8 time signature. The staff contains a sequence of notes and rests, including a double bar line in the middle.

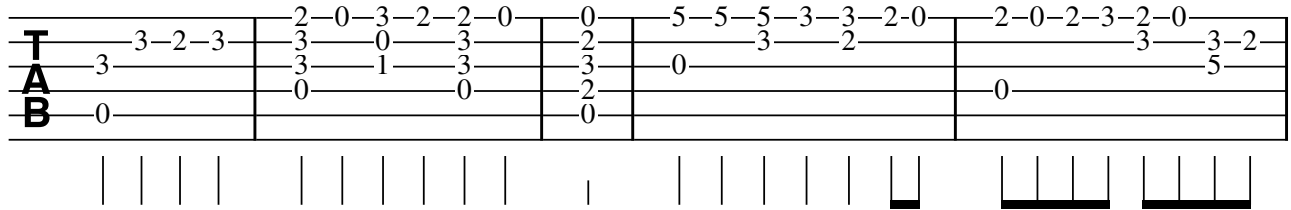
Musical staff 4: Treble clef, key signature of three sharps, 8/8 time signature. The staff contains a sequence of notes and rests, including four triplets marked with a '3' above the notes.

Musical staff 5: Treble clef, key signature of three sharps, 8/8 time signature. The staff contains a sequence of notes and rests, including a double bar line at the end.

# XCIV

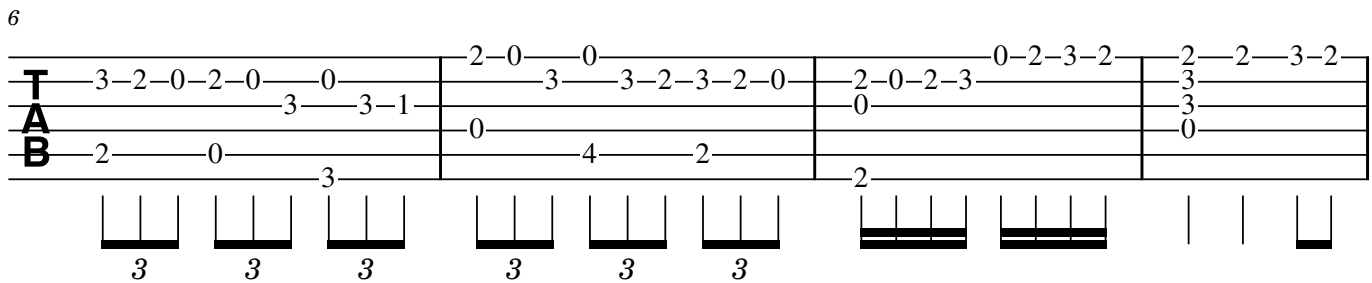
20.02.2018

6



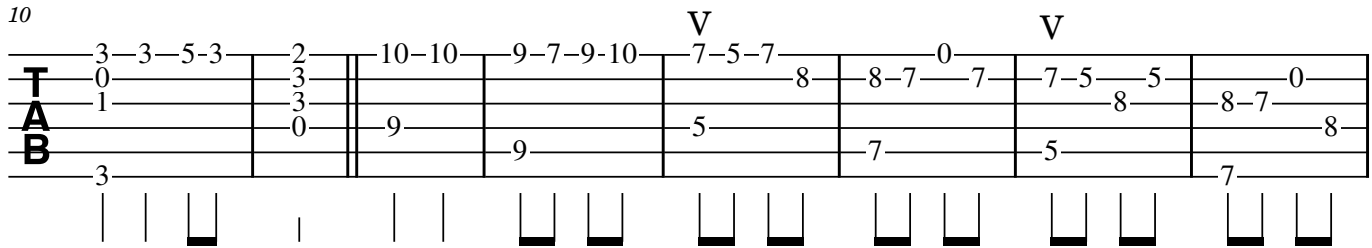
System 1: Measures 1-3. Treble clef. TAB lines: 3-2-3, 3-0-3, 0. Fingering: 3, 0, 3, 2, 0, 0, 5-5-5-3-3-2-0, 2-0-2-3-2-0. Rhythmic notation: vertical lines for eighth notes, some beamed together.

6



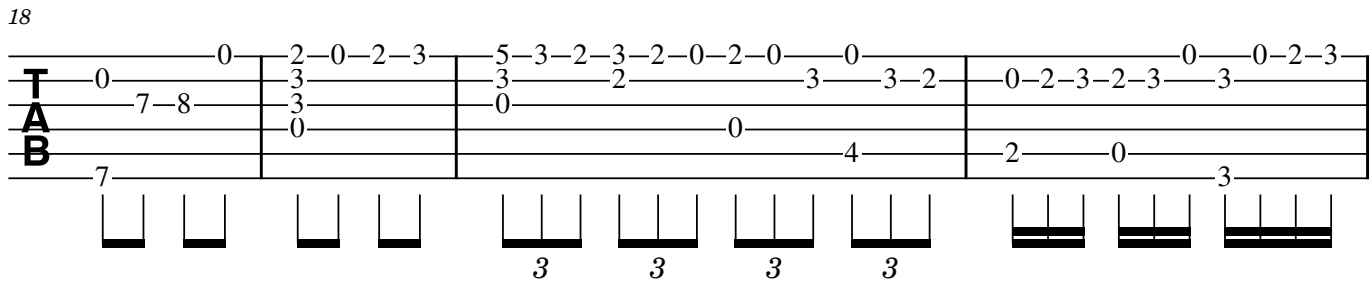
System 2: Measures 4-6. Treble clef. TAB lines: 3-2-0-2-0-0, 3-3-1, 2-0-0. Fingering: 3, 3, 1, 0, 4, 2, 2, 0-2-3-2, 3-2-3-2. Rhythmic notation: vertical lines for eighth notes, some beamed together.

10



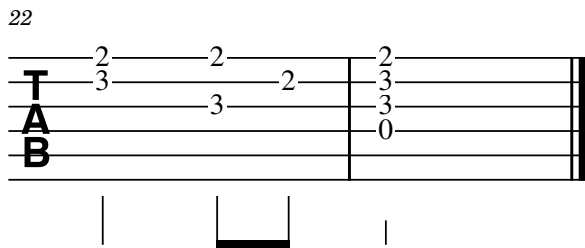
System 3: Measures 7-10. Treble clef. TAB lines: 3-3-5-3, 2, 10-10, 9-7-9-10, 7-5-7, 8, 8-7-0-7, 7-5-5, 8-7-0. Fingering: 3, 2, 3, 9, 9, 5, 8, 7, 5, 8, 7, 8. Rhythmic notation: vertical lines for eighth notes, some beamed together. 'V' above measures 8 and 9.

18



System 4: Measures 11-14. Treble clef. TAB lines: 0, 2-0-2-3, 5-3-2-3-2-0-2-0-0, 0, 0-0-2-3. Fingering: 0, 3, 3, 2, 3, 2, 3, 3, 2, 0, 2, 3, 2, 3, 3. Rhythmic notation: vertical lines for eighth notes, some beamed together.


22



System 5: Measures 15-16. Treble clef. TAB lines: 2-2, 3, 2, 2, 3, 3, 0. Rhythmic notation: vertical lines for eighth notes, some beamed together.

# XCV

22.02.2018



# XCV

22.02.2018

0-0-1-0-3-1-0

0-0

**T** 1 1-1-3 3-3-1-0-3-1-3-1-0

**A** 1 1 3 2 2 3-2-3-2-0-2

**B** 2 2 2

3 0 0

4

5-3 1-0 0 1-0-1-3 5-3 2 0

3 3-2-3 2 0-0 0-0 1-3-1-0 0-1-3-0

3 4-2 1 0 2

11

1 0

1 1

2 2 1 1

3 2 3

# XCVI

Carolina Kostners Piruett

23.02.2018





# XCVI

Carolina Kostners Piruett

23.02.2018

Tablature for the first system of 'XCVI'. It consists of three staves labeled T, A, and B. The T staff has notes: 3-2-3 | 2-0 | 3-5 | 3-2-0 | 2-0-2-3 | 2-2-0 | 0 | 0. The A staff has notes: 3-3 | 3 | 4 | 2 | 0 | 0 | 3-2 | 0. The B staff has notes: 0 | 0 | 4 | 2 | 2 | 2 | 2-0-2 | 2. Below the staves are vertical bar lines and some horizontal bars representing fretted notes.

8

Tablature for the second system of 'XCVI'. It consists of three staves labeled T, A, and B. The T staff has notes: 7 | 7-5 | 5 | 5 | 10-9 | 7 | 7. The A staff has notes: 0 | 0 | 0 | 0 | 8 | 8 | 7-5-7 | 5 | 0 | 10 | 7 | 0. The B staff has notes: 7 | 7 | 7 | 7 | 8 | 8 | 9 | 7. Below the staves are vertical bar lines and some horizontal bars representing fretted notes.

# XCVII

24.02.2018


6=D



7




12



17



23



# XCVII

24.02.2018

6=D

A 6-string guitar tablature system with six lines. The top line contains the notes 3, 5, 3, 0, 6, 5, 3, 5, 3, 2, 3, 3, 2, 3, 0, 1, 0, 3, 3, 2, 6, 8, 5, 5. The second line contains 0, 3, 3, 0, 8. The bottom line contains 0, 0, 0, 0, 0, 0, 0, 0, 0, 0, 0, 0, 0, 0, 0, 0, 0, 0, 0, 0, 0, 0, 0, 0, 0, 0, 0, 0. Vertical bar lines separate the measures. The first measure is labeled '6=D'.

7

V

A 6-string guitar tablature system with six lines. The top line contains the notes 6, 5, 5, 5, 10, 8, 6, 6, 5, 8, 7, 5, 7, 8, 7, 5, 7, 5, 8, 8, 7, 8, 5, 5, 6, 8, 5, 5. The second line contains 0, 8, 8, 7, 5, 8, 8, 7, 8, 8, 8, 6, 8, 6. The bottom line contains 0, 0, 7, 5, 0, 0, 0, 0, 0, 0, 0, 0, 0, 0, 0, 0, 0, 0, 0, 0, 0, 0, 0, 0, 0, 0, 0, 0. Vertical bar lines separate the measures. A 'V' is placed above the 5th measure. The first measure is labeled '7'.

14

A 6-string guitar tablature system with six lines. The top line contains the notes 6, 6, 5, 10, 10, 9, 7, 9, 7, 6, 7, 8, 7, 5, 5, 7, 5, 8, 8, 7, 5, 7, 5, 8, 7, 5, 7. The second line contains 8, 7, 0, 7, 5, 8, 8, 8, 7, 5, 7, 5, 8, 6. The bottom line contains 0, 0, 0, 0, 5, 7, 5, 0, 0, 0, 0, 0, 0, 0, 0, 0, 0, 0, 0, 0, 0, 0, 0, 0, 0, 0, 0, 0. Vertical bar lines separate the measures. The first measure is labeled '14'.

22

A 6-string guitar tablature system with six lines. The top line contains the notes 8, 7, 0, 2, 3, 2, 0, 0, 0, 0, 2. The second line contains 0, 3, 3, 3, 3, 3, 2, 3, 3. The bottom line contains 7, 3, 3, 3, 3, 0. Vertical bar lines separate the measures. The first measure is labeled '22'. Below the bottom line, there are three triplets of vertical bars, each with a '3' underneath.

# XCVIII

24.02.2018

6=D 8

Musical notation for measures 6-8. The piece is in D major (one sharp) and 8/8 time. Measure 6 starts with a treble clef, a key signature of one sharp (F#), and a common time signature of 8. The melody consists of quarter notes: D4, E4, F#4, G4, A4, B4, C5, D5. The bass line consists of quarter notes: D3, E3, F#3, G3, A3, B3, C4, D4. Measure 7 continues the melody with quarter notes: E4, F#4, G4, A4, B4, C5, D5. The bass line consists of quarter notes: D3, E3, F#3, G3, A3, B3, C4, D4. Measure 8 continues the melody with quarter notes: E4, F#4, G4, A4, B4, C5, D5. The bass line consists of quarter notes: D3, E3, F#3, G3, A3, B3, C4, D4.

10

Musical notation for measures 10-16. The piece is in D major (one sharp) and 8/8 time. Measure 10 starts with a treble clef, a key signature of one sharp (F#), and a common time signature of 8. The melody consists of quarter notes: D4, E4, F#4, G4, A4, B4, C5, D5. The bass line consists of quarter notes: D3, E3, F#3, G3, A3, B3, C4, D4. Measure 11 continues the melody with quarter notes: E4, F#4, G4, A4, B4, C5, D5. The bass line consists of quarter notes: D3, E3, F#3, G3, A3, B3, C4, D4. Measure 12 continues the melody with quarter notes: E4, F#4, G4, A4, B4, C5, D5. The bass line consists of quarter notes: D3, E3, F#3, G3, A3, B3, C4, D4. Measure 13 continues the melody with quarter notes: E4, F#4, G4, A4, B4, C5, D5. The bass line consists of quarter notes: D3, E3, F#3, G3, A3, B3, C4, D4. Measure 14 continues the melody with quarter notes: E4, F#4, G4, A4, B4, C5, D5. The bass line consists of quarter notes: D3, E3, F#3, G3, A3, B3, C4, D4. Measure 15 continues the melody with quarter notes: E4, F#4, G4, A4, B4, C5, D5. The bass line consists of quarter notes: D3, E3, F#3, G3, A3, B3, C4, D4. Measure 16 continues the melody with quarter notes: E4, F#4, G4, A4, B4, C5, D5. The bass line consists of quarter notes: D3, E3, F#3, G3, A3, B3, C4, D4.

17

Musical notation for measures 17-18. The piece is in D major (one sharp) and 8/8 time. Measure 17 starts with a treble clef, a key signature of one sharp (F#), and a common time signature of 8. The melody consists of quarter notes: D4, E4, F#4, G4, A4, B4, C5, D5. The bass line consists of quarter notes: D3, E3, F#3, G3, A3, B3, C4, D4. Measure 18 continues the melody with quarter notes: E4, F#4, G4, A4, B4, C5, D5. The bass line consists of quarter notes: D3, E3, F#3, G3, A3, B3, C4, D4.

# XCVIII

24.02.2018

III

6=D

Detailed description: This block contains the first system of guitar tablature, labeled 'III' at the top right. It consists of three staves: 'T' (Treble), 'A' (Alto), and 'B' (Bass). The notation is as follows:  
Measure 6: T (1), A (3), B (0)  
Measure 7: T (1-1), A (3), B (0)  
Measure 8: T (1-1), A (3), B (0)  
Measure 9: T (0), A (3-1), B (3)  
Measure 10: T (0), A (3-1), B (2)  
Measure 11: T (0), A (0-1), B (0)  
Measure 12: T (0-4), A (2), B (0)  
Measure 13: T (5-5), A (0), B (0)  
Measure 14: T (5-3), A (6), B (3)  
Below the staves, a series of vertical lines and horizontal bars indicate fretting and picking patterns for each measure.

11

Detailed description: This block contains the second system of guitar tablature, labeled '11' at the top left. It consists of three staves: 'T' (Treble), 'A' (Alto), and 'B' (Bass). The notation is as follows:  
Measure 11: T (6-5-3), A (3), B (0)  
Measure 12: T (1-0-1-3), A (3), B (0)  
Measure 13: T (0), A (2-3), B (0)  
Measure 14: T (0), A (3), B (0)  
Measure 15: T (0), A (3-6), B (0)  
Measure 16: T (1-1-0), A (3), B (0)  
Measure 17: T (0), A (3-2-3), B (0)  
Measure 18: T (0), A (5), B (0)  
Measure 19: T (0), A (3-2), B (0)  
Measure 20: T (0), A (0), B (0)  
Below the staves, a series of vertical lines and horizontal bars indicate fretting and picking patterns for each measure.

18

Detailed description: This block contains the third system of guitar tablature, labeled '18' at the top left. It consists of three staves: 'T' (Treble), 'A' (Alto), and 'B' (Bass). The notation is as follows:  
Measure 18: T (3), A (0), B (0)  
Below the staves, a series of vertical lines and horizontal bars indicate fretting and picking patterns for this measure.

# XCIX

Vintervind

27.02.2018

The first system of musical notation for 'Vintervind' consists of a single staff in treble clef with a key signature of two sharps (F# and C#). The melody begins with a quarter note G4, followed by eighth notes A4, B4, and C5. The bass line starts with a half note G3, followed by quarter notes F3, E3, and D3. The system concludes with a quarter note G4.

4

The second system of musical notation begins with a measure rest labeled '4'. The melody continues with eighth notes D4, E4, F#4, and G4. The bass line features a half note G3, followed by quarter notes F3, E3, and D3. The system ends with a quarter note G4.

5

The third system of musical notation begins with a measure rest labeled '5'. The melody continues with eighth notes A4, B4, C5, and D5. The bass line features a half note G3, followed by quarter notes F3, E3, and D3. The system ends with a quarter note G4.

7

The fourth system of musical notation begins with a measure rest labeled '7'. The melody continues with eighth notes E5, F#5, G5, and A5. The bass line features a half note G3, followed by quarter notes F3, E3, and D3. The system ends with a quarter note G4.

12

The fifth system of musical notation begins with a measure rest labeled '12'. The melody continues with eighth notes B5, C6, and D6. The bass line features a half note G3, followed by quarter notes F3, E3, and D3. The system ends with a quarter note G4.

# XCIX

## Vintervind

27.02.2018

0-7-10-8-7 | 7-8-7-0 | 2-0-2-3 | 3-2

0-0

7- | 7- | 0-3-2 | 2-0-2 | 2-0

4

0-2-3-2-0 | 3-2-0 | 3-1-0

0-1-3

2- | 2-0-2-3-2-0

5

2-3-2-0 | 0-2-3 | 0-2-3 | 0-2-3 | 0-2-0-2-0-0

0-3-2-3 | 3-2-0 | 0-2-3 | 0-2-3 | 0-2-3 | 3

0-4 | 0-3 | 1

2- | 2-0 | 3

7

2-3-2-0 | 3-2-3-2-0-2 | 0

0

2-10-9 | 10-9-7 | 9-10 | 9-10-9-7-9 | 9-10-9-7 | 10-9

12

7-8-0 | 8-7-0 | 7

7-0

7- | 7

# C

01.03.2018

Musical notation for measures 1-3. The piece is in treble clef with a key signature of three sharps (F#, C#, G#) and a common time signature (C). The music features a melodic line in the upper register and a bass line in the lower register. Measure 1 starts with a whole note chord. Measures 2 and 3 contain eighth and sixteenth note patterns.

Musical notation for measures 4-8. Measure 4 begins with a four-measure rest. Measures 5-8 feature a melodic line with eighth notes and sixteenth notes, and a bass line with triplets of eighth notes. The number '3' is written below the bass line for each triplet.

Musical notation for measures 9-14. The music continues with a melodic line and a bass line. Measures 9-10 show a change in the bass line with chords and moving lines. Measures 11-14 feature more complex rhythmic patterns in both hands.

Musical notation for measures 15-18. Measure 15 starts with a four-measure rest. Measures 16-18 conclude the piece with a melodic line and a bass line. The final measure (18) ends with a double bar line.



# C

01.03.2018

4

Measures 1-3 of the first system. Measure 1: Treble staff has notes 3, 10, 8, 7, 0, 0; Bass staff has note 0. Measure 2: Treble staff has notes 3, 2, 3, 0, 2, 0, 0, 2, 3; Bass staff has note 2. Measure 3: Treble staff has notes 0, 3, 2, 0, 0, 2, 3; Bass staff has note 0. Diagrams show fret positions for each note.

4

Measures 4-7 of the first system. Measure 4: Treble staff has notes 3, 2, 0, 0, 2, 3, 3, 2, 3, 0; Bass staff has notes 3, 1, 3, 2. Measure 5: Treble staff has notes 2, 3, 2, 3, 2, 0, 0, 2; Bass staff has notes 0, 3, 1. Measure 6: Treble staff has notes 3, 2, 0, 0, 2; Bass staff has notes 0, 3, 0. Measure 7: Treble staff has notes 2, 0, 0, 3, 2, 3, 0; Bass staff has notes 0, 3, 2, 3, 0. Diagrams show fret positions for each note.

8

Measures 8-13 of the first system. Measure 8: Treble staff has notes 0, 3, 2, 0, 2, 0, 0; Bass staff has notes 1, 3, 0, 2. Measure 9: Treble staff has notes 7, 9, 10, 0, 0, 0; Bass staff has notes 2, 7. Measure 10: Treble staff has notes 12, 10, 10, 9, 7; Bass staff has notes 10, 8, 10, 8. Measure 11: Treble staff has notes 7, 0; Bass staff has notes 8, 7, 8. Measure 12: Treble staff has notes 3, 2, 2, 0, 0, 3; Bass staff has notes 0, 0, 3. Measure 13: Treble staff has notes 0, 0, 0, 0, 0, 0; Bass staff has notes 2, 2. Diagrams show fret positions for each note.

14

Measures 14-17 of the first system. Measure 14: Treble staff has notes 0, 2, 3, 2, 3, 0, 2; Bass staff has notes 1, 3, 3, 0. Measure 15: Treble staff has notes 2, 2, 3, 5; Bass staff has notes 3, 3, 0. Measure 16: Treble staff has notes 0, 0, 0, 0, 0, 0; Bass staff has notes 4, 2, 0, 0, 4, 5. Measure 17: Treble staff has notes 0, 0, 0, 0; Bass staff has notes 0, 0, 7. Diagrams show fret positions for each note.

# CI

02.03.2018

Musical notation for measures 1-6. The piece is in treble clef with a key signature of three sharps (F#, C#, G#). The time signature is 8/8. The notation features a complex texture with multiple voices and chords, including some triplets.

Musical notation for measures 7-11. The notation continues with complex textures and includes a triplet in measure 10.

Musical notation for measures 12-14. The notation continues with complex textures and includes a triplet in measure 14.

Musical notation for measures 15-17. The notation continues with complex textures and includes triplets in measures 16 and 17.

Musical notation for measures 18-21. The notation continues with complex textures and includes triplets in measures 18, 19, 20, and 21. The piece concludes with a double bar line and a fermata over the final chord.

# CI

02.03.2018

V III

6-measure guitar tablature. Measure 1: 0-0-5-4 | 4-2-4-5. Measure 2: 0 | 9-9-10-9. Measure 3: 7-7-9-7. Measure 4: 5-4-2 | 2-0-2. Measure 5: 3 | 3. Measure 6: 3. Fingering numbers are provided for each note. Vertical bar lines are present below the strings.

7

6-measure guitar tablature. Measure 7: 0-0 | 2-3-2. Measure 8: 3-2-0 | 0-2-3. Measure 9: 0-2-0 | 0-3-2-3. Measure 10: 0 | 2-2-10-9. Measure 11: 7-5-7-3 | 7-5-7-3. Measure 12: 3 | 3. Fingering numbers are provided for each note. Vertical bar lines are present below the strings.

13

4-measure guitar tablature. Measure 13: 0 | 0-2-0 | 0-2-0 | 0. Measure 14: 2-3-2-0-0-2-0 | 0-3-2. Measure 15: 10-9-7 | 11. Measure 16: 3 | 3. Fingering numbers are provided for each note. Vertical bar lines are present below the strings.

17

3-measure guitar tablature. Measure 17: 7-8-7-5-7-5 | 5-8-8-7-5-4. Measure 18: 0 | 2-3-2-0-2-0 | 0-3-2-0. Measure 19: 0 | 0-4 | 5. Fingering numbers are provided for each note. Vertical bar lines are present below the strings.

# CII

03.03.2018

8

7

8

13

8

17

8

Samme mønster

Samme mønster

21

8

29

8

35

8

# CII

03.03.2018

8

8-measure guitar TAB. The top staff (T) contains fret numbers: 3-2-0, 2-0-2-3, 3, 2-0, 0, 7-10-9-7. The middle staff (A) contains: 0, 1, 0, 1, 1-0, 0. The bottom staff (B) contains: 2, 2, 2, 0-2, 3, 2-10-9-6, 7. Vertical lines below the staff indicate fret positions.

8

5-measure guitar TAB. The top staff (T) contains fret numbers: 10-9-9-7-7, 10-8-7-8, 9-10, 10-9, 7-10, 9, 10-9-7, 7-9-10, 7-9-10. The middle staff (A) contains: 8, 7, 7, 0, 0. The bottom staff (B) contains: 9, 7, 10, 9, 0. Vertical lines below the staff indicate fret positions.

14

5-measure guitar TAB. The top staff (T) contains fret numbers: 9-7, 10-9, 7-10-9, 10, 7-9-10-9-7, 10-9, 7-9-10, 7-9-7, 10-9, 5-4-5-7. The middle staff (A) contains: 10, 0, 0, 0. The bottom staff (B) contains: 0, 0, 0, 0. Vertical lines below the staff indicate fret positions.

19

Samme mønster

5-measure guitar TAB. The top staff (T) contains fret numbers: 5-5-5, 5-5-5, 5-5-5, 5-5-5, 5, 4, 4, 3. The middle staff (A) contains: 2, 3, 2, 2, 1, 2, 0, 2, 0. The bottom staff (B) contains: 3, 3, 2, 2, 2, 2, 2, 0. Vertical lines below the staff indicate fret positions.

24

Samme mønster

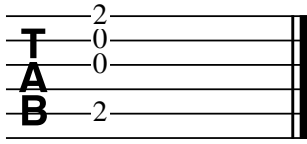
5-measure guitar TAB. The top staff (T) contains fret numbers: 3-3-3, 3-3-3, 3-3-3, 3-3-3, 2, 2, 2, 2, 3, 3, 1-0, 0-2. The middle staff (A) contains: 1, 0, 1, 0, 0, 0, 0, 1, 1, 1-0, 0-2. The bottom staff (B) contains: 2, 0, 2, 2, 2, 2, 2, 2, 2, 2, 2, 0-2. Vertical lines below the staff indicate fret positions.

30

5-measure guitar TAB. The top staff (T) contains fret numbers: 3-3-2-3-5, 7-10-9-7, 10-9, 9, 0-2, 0, 3-3-2-3, 3-2-0, 2-0-2-3-2-0. The middle staff (A) contains: 0, 0, 10-9, 10, 7, 3, 3, 3, 2, 0, 0. The bottom staff (B) contains: 1, 0, 9, 0, 0, 0, 0, 3, 1, 1. Vertical lines below the staff indicate fret positions.

**2**

37



|

# CIII

04.03.2018

The first system of musical notation consists of a single staff in treble clef with a key signature of three sharps (F#, C#, G#). The piece begins with an 8-measure rest. The melody starts in the second measure with a quarter note G4, followed by quarter notes A4 and B4. The bass line features a series of chords: a triad of G2, B2, and D3 in the first measure, and a triad of G2, B2, and D3 in the second measure. The melody continues with quarter notes C5, B4, A4, and G4. The bass line then features two triplet chords: a triplet of G2, B2, and D3 in the fourth measure, and a triplet of G2, B2, and D3 in the fifth measure. The melody concludes with a triplet of eighth notes G4, A4, and B4 in the sixth measure, followed by quarter notes A4 and G4. The system ends with a double bar line.

The second system of musical notation continues on the same staff. It begins with a 5-measure rest. The melody starts with a triplet of eighth notes G4, A4, and B4 in the first measure, followed by quarter notes A4 and G4. The bass line features a series of chords: a triad of G2, B2, and D3 in the first measure, and a triad of G2, B2, and D3 in the second measure. The melody continues with quarter notes F#4, E4, and D4. The bass line then features a series of chords: a triad of G2, B2, and D3 in the fourth measure, and a triad of G2, B2, and D3 in the fifth measure. The melody concludes with a quarter note C4. The system ends with a double bar line.

# CIII

04.03.2018

The first system of guitar tablature consists of three staves labeled T, A, and B. The T staff contains the following sequence of notes: 2-0-3-0 | 2-3-2 | 3-2-0-2-0 | 2-0-2-3-2-0. The A staff contains: 0 | 0 | 1 | 0 | 0 | 0. The B staff contains: 2 | 2. Below the staves, there are vertical bar lines and horizontal lines representing fretted notes. Three triplets are indicated by the number '3' below the notes. The first triplet is on the T staff (notes 3, 2, 0). The second triplet is on the T staff (notes 2, 0, 2). The third triplet is on the T staff (notes 0, 2, 3). There are also some horizontal lines on the B staff representing fretted notes.

5

The second system of guitar tablature consists of three staves labeled T, A, and B. The T staff contains: 0-2-3-2-3-3 | 2-3-2 | 0-2-0 | 0-2-3-0 | 2. The A staff contains: 0 | 0 | 1 | 3 | 3 | 3 | 1 | 3. The B staff contains: 2 | 0 | 3 | 0 | 3 | 0 | 0. Below the staves, there are vertical bar lines and horizontal lines representing fretted notes. There are some horizontal lines on the B staff representing fretted notes.



# CIV

08.03.2018

Musical score for 'CIV', dated 08.03.2018. The score is written in treble clef with a key signature of two sharps (F# and C#) and a common time signature (C). The piece consists of seven staves of music, each starting with a measure number (8, 12, 15, 20, 26, 31) and a common time signature (C). The music features a variety of rhythmic patterns, including eighth and sixteenth notes, and includes several triplet markings (indicated by the number '3' above or below the notes).

2

35



# CIV

08.03.2018

8

8-measure guitar tablature system. The top staff (TAB) contains fret numbers: 2, 0, 2, 3-2, 3, 2-0, 0, 2. The middle staff (TAB) contains: 3, 2, 3-2, 3-2-3, 3, 1, 3, 3-2-3, 0. The bottom staff (TAB) contains: 2, 0, 3, 0, 2, 2-0, 3. Vertical bar lines separate the measures. Below the staves are vertical tick marks indicating fret positions.

8

8-measure guitar tablature system. The top staff (TAB) contains: 3-2-0-2, 3-2-0-2-2-0, 0-0, 0-2-3, 2-3, 0-2, 2. The middle staff (TAB) contains: 0, 0, 3, 3-2, 3, 0-2-3, 2-3, 0. The bottom staff (TAB) contains: 2, 2, 3, 0, 2-0, 3-0. Vertical bar lines separate the measures. Below the staves are vertical tick marks indicating fret positions.

12

8-measure guitar tablature system. The top staff (TAB) contains: 0-2, 0-3, 0-2, 0-3, 0-3, 0-2, 0-3, 0-2. The middle staff (TAB) contains: 0, 2, 3, 0, 3, 0, 3, 0. The bottom staff (TAB) contains: 2, 2, 3, 3. Vertical bar lines separate the measures. Below the staves are vertical tick marks indicating fret positions.

15

8-measure guitar tablature system. The top staff (TAB) contains: 0-2-3-5, 0-2-3, 0-2, 2-0, 5-7, 8-7-5-7-5-8, 7-5. The middle staff (TAB) contains: 3, 2-3, 3, 3-2-3, 7, 5, 5, 8. The bottom staff (TAB) contains: 0, 2, 0, 3, 5, 5, 5, 7. A 'V' symbol is placed above the 5th measure. Vertical bar lines separate the measures. Below the staves are vertical tick marks indicating fret positions.

20

8-measure guitar tablature system. The top staff (TAB) contains: 8-7-5, 0, 0, 0-2-3, 3-2-0, 0, 3-2-0-2. The middle staff (TAB) contains: 5, 9, 0, 0, 1, 4, 4, 0. The bottom staff (TAB) contains: 7, 8-7-5, 7-3-5-2, 0, 3, 2-0, 2. Vertical bar lines separate the measures. Below the staves are vertical tick marks indicating fret positions.

26

8-measure guitar tablature system. The top staff (TAB) contains: 2-0, 0, 2-0, 5-7, 8-7-5-7-5, 5-0. The middle staff (TAB) contains: 3, 3-2-3, 3-2, 7, 5, 5, 8-8, 8-8-7-8-7. The bottom staff (TAB) contains: 2, 0, 5, 0, 0, 7. A 'V' symbol is placed above the 5th measure. Vertical bar lines separate the measures. Below the staves are vertical tick marks indicating fret positions.

2

31

**T**  
**A**  
**B**

0—0—2—0—2—0—0—2—3—2—0—0—2—2—3—  
8—7—8—7—3—3—1—0—1—3—0—3—  
0—0—2—0—2—2—0—2—  
0—0—2—0—2—2—2—

3 3 3 3 3 3 3 3 3 3

36

**T**  
**A**  
**B**

3—2—2—0—3—0—  
0—1—0—1—0—0—1—3—3—2—3—0—2—  
2—1—0—1—0—0—1—3—3—2—3—0—2—  
2—1—0—1—0—0—1—3—3—2—3—0—2—

3 3 3 3 3 3 3 3 3 3 3 3 3

# CV

09.03.2018

6=D

8

5

8

12

15

8

22

8

29

8

Detailed description: This is a musical score for a piece titled 'CV', dated 09.03.2018. The score is written in treble clef with a key signature of two sharps (F# and C#). It consists of seven systems of music, each starting with a measure number (6, 5, 8, 12, 15, 22, 29) and a common time signature of 8. The notation includes a variety of rhythmic values such as eighth, sixteenth, and thirty-second notes, as well as rests and accidentals. The piece features a complex, rhythmic texture with frequent sixteenth-note patterns and some triplet-like groupings. The overall style is contemporary and technically demanding.

2

33

8

Musical notation for measures 33-36. The system begins with a treble clef, a key signature of two sharps (F# and C#), and a common time signature. A circled '8' is positioned below the first staff. The notation features a complex melodic line in the upper staff and a bass line in the lower staff. The upper staff contains eighth and sixteenth notes, with some notes beamed together. The lower staff consists of eighth notes, some of which are beamed in pairs. A double bar line is present after measure 34.

37

8

Musical notation for measures 37-41. The system continues with the same treble clef, key signature, and common time signature. A circled '8' is below the first staff. The notation includes a mix of eighth and sixteenth notes, with some triplets indicated by a '3' below the notes. The lower staff continues with eighth notes, some beamed in pairs. A double bar line is present after measure 40.

42

8

Musical notation for measures 42-45. The system continues with the same treble clef, key signature, and common time signature. A circled '8' is below the first staff. The notation features a mix of eighth and sixteenth notes, with several triplets indicated by a '3' below the notes. The lower staff continues with eighth notes, some beamed in pairs. The system concludes with a double bar line.

# CV

09.03.2018

10 10 9 7 9 10 9 10 9 7 9 0 2 0 2 0 2 3

7 8 3 2 3 3 3 2

8 0 7 0 3 3

0 0 0 0

**T**  
**A**  
**B**

6=D

Fingerboard diagram for measures 1-4. Measure 1 shows frets 10, 10, 9, 7, 9 on strings 1-5. Measure 2 shows frets 10, 9, 10, 9, 7, 9 on strings 1-5. Measure 3 shows frets 3, 2, 3 on strings 1-3 and fret 0 on strings 4-5. Measure 4 shows frets 0, 2, 0, 2, 0, 2, 3 on strings 1-6. Vertical lines indicate string groupings for each measure.

5

II

5 4 2 4 2 0 2 0 2 4 5 4 2 0 2 0 0 0 0 0 0 0 2 3 0 2 0 3 2

0 5 4 0 0 0 0 0 0 0 0 2 3 3 3 2

0 2 2 2 1 1 0 0

2 0

**T**  
**A**  
**B**

Fingerboard diagram for measures 5-8. Measure 5 shows frets 5, 4, 2, 4, 2, 0, 2, 0, 2 on strings 1-5 and fret 2 on string 6. Measure 6 shows frets 4, 5, 4, 2, 0, 2 on strings 1-5 and fret 0 on string 6. Measure 7 shows frets 0, 0, 0, 0, 0, 0 on strings 1-6. Measure 8 shows frets 2, 3, 0, 2, 0, 3, 2 on strings 1-6. Vertical lines indicate string groupings for each measure.

9

3 2 3 0 3 2 3 0 2 0 0 2 0 3 2 0 3 2 3 0 2 0 2 4

0 1 3 3 3 2 3 3 3 3 3 0 0

0 0 0 0

**T**  
**A**  
**B**

Fingerboard diagram for measures 9-11. Measure 9 shows frets 3, 2, 3 on strings 1-3 and fret 0 on strings 4-5. Measure 10 shows frets 3, 2, 3 on strings 1-3 and fret 0 on strings 4-5. Measure 11 shows frets 3, 2, 0, 3, 2, 0, 2, 4 on strings 1-6. Vertical lines indicate string groupings for each measure.

12

5 3 2 3 7 0 3 2 3 2 0 0 2 3 0 2 3 0 2 5 3 2 3 2 0 2 0 3

0 3 3 3 2 3 2 3 0 2 0 0 0 0 3

0 0 0 0 0 0 0

**T**  
**A**  
**B**

Fingerboard diagram for measures 12-14. Measure 12 shows frets 5, 3, 2, 3, 7 on strings 1-5 and fret 0 on string 6. Measure 13 shows frets 2, 0, 0, 2, 3, 0, 2, 3 on strings 1-5 and fret 0 on string 6. Measure 14 shows frets 5, 3, 2, 3, 2, 0, 2, 0 on strings 1-5 and fret 0 on string 6. Vertical lines indicate string groupings for each measure.

15

0 3 2 0 2 3 3 2 0 2 2 5 3 0 3 2 10 9 7 9 7 6 7 5 5

3 2 0 3 2 0 0 3 2 3 0 0 8 8 8 7

0 0 0 0 0 0 0 5 5

**T**  
**A**  
**B**

Fingerboard diagram for measures 15-21. Measure 15 shows frets 2, 5, 3 on strings 1-3 and fret 0 on strings 4-5. Measure 16 shows frets 0, 3, 2 on strings 1-3 and fret 0 on strings 4-5. Measure 17 shows frets 10, 9, 7 on strings 1-3 and fret 0 on strings 4-5. Measure 18 shows frets 9, 7, 6 on strings 1-3 and fret 0 on strings 4-5. Measure 19 shows frets 7, 5 on strings 1-2 and fret 8 on strings 3-5. Measure 20 shows frets 5 on strings 1-2 and fret 8, 8, 7 on strings 3-5. Measure 21 shows frets 5 on strings 1-2 and fret 8, 8, 7 on strings 3-5. Vertical lines indicate string groupings for each measure.

22

0 7 3 2 0 0 0 2 2 2 3 0 0 0 2 3 2 0 0 0 2

2 3 2 3 3 2 3 3 2 3 0 1 3

0 2 0 0 0 0 0 0 0 0 0 0 0 0 0

**T**  
**A**  
**B**

Fingerboard diagram for measures 22-28. Measure 22 shows frets 0, 7, 3, 2 on strings 1-4 and fret 0 on strings 5-6. Measure 23 shows frets 0, 0, 0, 2, 2 on strings 1-5 and fret 2 on string 6. Measure 24 shows frets 2, 3 on strings 1-2 and fret 0 on strings 3-5. Measure 25 shows frets 0, 2, 3 on strings 1-3 and fret 5 on string 6. Measure 26 shows frets 2, 0 on strings 1-2 and fret 3 on strings 3-5. Measure 27 shows frets 3, 2, 0, 0, 2 on strings 1-5 and fret 1 on string 6. Measure 28 shows frets 3 on strings 1-2 and fret 0 on strings 3-5. Vertical lines indicate string groupings for each measure.

2

29

TAB

2 0 3 3 0 | 2 0 2 3 5 3 2 0 || 3 10 8 | 7 7 9 10 9 10 9

Diagram illustrating the fretboard positions for measures 29-32. Measure 29: fret 2 (G), fret 0 (open), fret 3 (B), fret 3 (B), fret 0 (open). Measure 30: fret 2 (G), fret 0 (open), fret 2 (G), fret 3 (B), fret 5 (D), fret 3 (B), fret 2 (G), fret 0 (open). Measure 31: fret 3 (B), fret 10 (E), fret 8 (D). Measure 32: fret 7 (G), fret 7 (G), fret 9 (B), fret 10 (E), fret 9 (B), fret 10 (E), fret 9 (B).

33

TAB

9 7 10 9 9 10 7 9 | 10 9 7 10 | 9 7 10 10 9 10 7 | 10 9 7 9 7 6 | 7 5 8 7

V

Diagram illustrating the fretboard positions for measures 33-37. Measure 33: fret 9 (B), fret 7 (G), fret 10 (E), fret 9 (B), fret 9 (B), fret 10 (E), fret 7 (G), fret 9 (B). Measure 34: fret 10 (E), fret 9 (B), fret 7 (G), fret 10 (E). Measure 35: fret 9 (B), fret 7 (G), fret 10 (E), fret 10 (E), fret 9 (B), fret 10 (E), fret 7 (G). Measure 36: fret 10 (E), fret 9 (B), fret 7 (G), fret 9 (B), fret 7 (G), fret 6 (F). Measure 37: fret 7 (G), fret 5 (D), fret 8 (D), fret 7 (G). A 'V' symbol is placed above the final measure.

38

TAB

5 7 8 7 5 8 7 8 5 | 8 7 8 5 7 5 8 7 | 0 0 2 3 0 2 | 2 5 3

Diagram illustrating the fretboard positions for measures 38-43. Measure 38: fret 5 (D), fret 7 (G), fret 8 (A), fret 7 (G), fret 5 (D), fret 8 (A), fret 7 (G), fret 8 (A), fret 5 (D). Measure 39: fret 8 (A), fret 7 (G), fret 8 (A), fret 5 (D), fret 7 (G), fret 5 (D), fret 8 (A), fret 7 (G). Measure 40: fret 0 (open), fret 0 (open), fret 2 (D), fret 3 (E), fret 0 (open), fret 2 (D). Measure 41: fret 2 (D), fret 5 (D), fret 3 (E). Measure 42: fret 4 (D), fret 5 (E), fret 2 (D), fret 4 (D). Measure 43: fret 4 (D), fret 5 (E), fret 3 (E), fret 3 (E), fret 0 (open).

44

TAB

2 0 3 2 3 0 | 3 2 0 3 2 3 0 | 2 3 3 3 0

Diagram illustrating the fretboard positions for measures 44-47. Measure 44: fret 2 (D), fret 0 (open), fret 3 (E), fret 2 (D), fret 3 (E), fret 0 (open). Measure 45: fret 3 (E), fret 2 (D), fret 0 (open), fret 3 (E), fret 2 (D), fret 3 (E), fret 0 (open). Measure 46: fret 2 (D), fret 3 (E), fret 3 (E), fret 3 (E), fret 0 (open). Measure 47: fret 2 (D), fret 3 (E), fret 3 (E), fret 3 (E), fret 0 (open). Trill symbols are placed above the first and last notes of measures 44 and 45.



# CVI

10.03.2018

The first system of musical notation consists of a single staff in treble clef with a key signature of three sharps (F#, C#, G#). It begins with a bass clef-like symbol and the number '8' below the staff. The melody features a series of eighth notes, with a triplet of eighth notes appearing towards the end of the system. The bass line consists of a few notes, including a triplet of eighth notes.

The second system of musical notation continues the piece from the first system. It starts with a treble clef, a key signature of three sharps, and the number '8' below the staff. The melody is primarily composed of eighth notes, with several triplet markings above the notes. The bass line continues with eighth notes and triplets.

The third system of musical notation concludes the piece. It begins with a treble clef, a key signature of three sharps, and the number '13' below the staff. The melody features a triplet of eighth notes followed by a few more notes. The bass line includes a triplet of eighth notes and ends with a double bar line.

# CVI

10.03.2018

**T**  
**A**  
**B**

0-0-2 | 3-2-0 | 2-3-0 | 2-3-0 | 3-0-2 | 3-2-0-2-0 | 0-0-0 | 2-2-0

2 | 0 | 4 | 2 | 2-0-0 | 3-3-2 | 3

3 3 3

Detailed description: This block contains the first seven measures of a guitar piece. The notation is written on a six-line staff. The top line (treble clef) contains the following notes: Measure 1: 0, 0, 2; Measure 2: 3, 2, 0; Measure 3: 2, 3, 0; Measure 4: 2, 3, 0; Measure 5: 3, 0, 2; Measure 6: 3, 2, 0, 2, 0; Measure 7: 0, 0, 0. The bottom line (bass clef) contains the following notes: Measure 1: 2; Measure 2: 0; Measure 3: 4; Measure 4: 2; Measure 5: 2, 0, 0; Measure 6: 3, 3, 2; Measure 7: 3. Vertical bar lines separate the measures. Below the staff, there are vertical tick marks corresponding to the notes. Some notes are grouped with a bracket and the number '3' underneath, indicating triplets. Specifically, the triplets are in measures 6 and 7.

8

**T**  
**A**  
**B**

2-0 | 3-2-0-2-0 | 3-2-0-2-0 | 0-0-2 | 0-0-0

3-3-2 | 0-0-3 | 3-2-0-2-0 | 0-0-3 | 1-3-3 | 0-2-3-2-3 | 0-0

1-0-3 | 2-0 | 0-2 | 3-0 | 3

3 3 3 3 3 3 3 3

Detailed description: This block contains measures 8 through 12. The notation is written on a six-line staff. The top line (treble clef) contains the following notes: Measure 8: 2, 0; Measure 9: 3, 2, 0, 2, 0; Measure 10: 3, 2, 0, 2, 0; Measure 11: 0, 0, 2; Measure 12: 0, 0, 0. The bottom line (bass clef) contains the following notes: Measure 8: 3, 3, 2; Measure 9: 0, 0, 3; Measure 10: 3, 2, 0, 2, 0; Measure 11: 0, 0, 3; Measure 12: 1, 3, 3. The bottom line also has notes 0, 2, 3, 0, 3 in measures 9, 10, 11, 12, and 13 respectively. Vertical bar lines separate the measures. Below the staff, there are vertical tick marks corresponding to the notes. Some notes are grouped with a bracket and the number '3' underneath, indicating triplets. Specifically, the triplets are in measures 9, 10, 11, and 12.

13

**T**  
**A**  
**B**

2-2-2-5-5-5 | 5

3-3-3-7-7-7 | 7

3-3-3-7-7-7 | 8




0-0-0-0-0-0 | 0

3 3

Detailed description: This block contains measure 13. The notation is written on a six-line staff. The top line (treble clef) contains the notes 2, 2, 2, 5, 5, 5. The bottom line (bass clef) contains the notes 3, 3, 3, 7, 7, 7. Vertical bar lines separate the measures. Below the staff, there are vertical tick marks corresponding to the notes. Some notes are grouped with a bracket and the number '3' underneath, indicating triplets. Specifically, the triplets are in the top and bottom lines of measure 13.

# CVII

14.03.2018



# CVII

14.03.2018

II

Measure 1: 0-4-2 | 2-5-4 | 4-2-4 | 2-0-2 | 0 | 0-2-3 | 2-0-2-3 | 0-2

Measure 2: 0 | 2 | 2 | 3 | 2 | 1 | 0

Measure 3: 2 | 4 | 4 | 0 | 2 | 3 | 2

Measure 4: 0 | 2 | 4 | 0 | 0 | 3 | 2

Measure 5: 0 | 2 | 4 | 0 | 0 | 3 | 2

Measure 6: 0 | 2 | 4 | 0 | 0 | 3 | 2

Measure 7: 0 | 2 | 4 | 0 | 0 | 3 | 2

Measure 8: 0 | 2 | 4 | 0 | 0 | 3 | 2

8

Measure 9: 2-5-4 | 4-2-4 | 5-4 | 4-2 | 2-0 | 0 | 3-2-3 | 2-0 | 0

Measure 10: 3 | 2 | 2 | 2 | 3 | 3 | 3-3-2 | 3-2-3 | 3-2-3

Measure 11: 3 | 2 | 2 | 2 | 3 | 3 | 3-3-2 | 3-2-3 | 3-2-3

Measure 12: 0 | 4 | 4 | 4 | 0 | 0 | 3-2-3 | 3-2-3 | 3-2-3

Measure 13: 0 | 4 | 4 | 4 | 0 | 0 | 3-2-3 | 3-2-3 | 3-2-3

Measure 14: 0 | 4 | 4 | 4 | 0 | 0 | 3-2-3 | 3-2-3 | 3-2-3

Measure 15: 0 | 4 | 4 | 4 | 0 | 0 | 3-2-3 | 3-2-3 | 3-2-3

16

Measure 16: 2-0 | 0 | 2 | 0-2 | 0 | 0-2-3-2-0-2-0 | 0 | 2

Measure 17: 0 | 3-2-3 | 0 | 2-3 | 0-2-3 | 0-2-3 | 0 | 3-2-3 | 3

Measure 18: 1 | 0 | 0 | 0 | 0 | 0 | 1 | 0 | 3

Measure 19: 2-0 | 3-0 | 2 | 2 | 3 | 3 | 3 | 3 | 3

Measure 20: 2-0 | 3-0 | 2 | 2 | 3 | 3 | 3 | 3 | 3

Measure 21: 2-0 | 3-0 | 2 | 2 | 3 | 3 | 3 | 3 | 3

Measure 22: 2-0 | 3-0 | 2 | 2 | 3 | 3 | 3 | 3 | 3

# CVIII

15.03.2018

8

7

12

17

21

29

36

H5

H12

Harm12

Harm12

H5

Harm12

H12

Harm12...

3

3

6

3

3

# CVIII

15.03.2018

H12 H5

0-0-0-0 | 3-2-0 | 2-0-2-3 | 7-5-5 | 7-8-7 | 8-5-8

0 | 0 | 0 | 0 | 0 | 8 | 8

1 | 1 | 0 | 0 | 0 | 0 | 0

2 | 2 | 2 | 2 | 2 | 2 | 2

3 | 3 | 3 | 3 | 3 | 3 | 3

4 | 4 | 4 | 4 | 4 | 4 | 4

5 | 5 | 5 | 5 | 5 | 5 | 5

6 | 6 | 6 | 6 | 6 | 6 | 6

7 | 7 | 7 | 7 | 7 | 7 | 7

8 | 8 | 8 | 8 | 8 | 8 | 8

9 | 9 | 9 | 9 | 9 | 9 | 9

10 | 10 | 10 | 10 | 10 | 10 | 10

11 | 11 | 11 | 11 | 11 | 11 | 11

12 | 12 | 12 | 12 | 12 | 12 | 12

13 | 13 | 13 | 13 | 13 | 13 | 13

14 | 14 | 14 | 14 | 14 | 14 | 14

15 | 15 | 15 | 15 | 15 | 15 | 15

7

(Harm12)

7-5-3-5-3-2-3-2-0-0-2 | 0-0 | 2-0-2-3-2 | 2-0-0

0 | 0 | 0 | 0 | 0 | 0 | 0 | 0

1 | 1 | 1 | 1 | 1 | 1 | 1 | 1

2 | 2 | 2 | 2 | 2 | 2 | 2 | 2

3 | 3 | 3 | 3 | 3 | 3 | 3 | 3

4 | 4 | 4 | 4 | 4 | 4 | 4 | 4

5 | 5 | 5 | 5 | 5 | 5 | 5 | 5

6 | 6 | 6 | 6 | 6 | 6 | 6 | 6

7 | 7 | 7 | 7 | 7 | 7 | 7 | 7

8 | 8 | 8 | 8 | 8 | 8 | 8 | 8

9 | 9 | 9 | 9 | 9 | 9 | 9 | 9

10 | 10 | 10 | 10 | 10 | 10 | 10 | 10

11 | 11 | 11 | 11 | 11 | 11 | 11 | 11

12 | 12 | 12 | 12 | 12 | 12 | 12 | 12

13 | 13 | 13 | 13 | 13 | 13 | 13 | 13

14 | 14 | 14 | 14 | 14 | 14 | 14 | 14

15 | 15 | 15 | 15 | 15 | 15 | 15 | 15

12

3-2-0 | 0-2-3-0 | 2-0-0 | 0-3-2-3-0 | 3-2-0 | 0-2-3-0 | 2-0-2-3

0 | 0 | 0 | 0 | 0 | 0 | 0

1 | 1 | 1 | 1 | 1 | 1 | 1

2 | 2 | 2 | 2 | 2 | 2 | 2

3 | 3 | 3 | 3 | 3 | 3 | 3

4 | 4 | 4 | 4 | 4 | 4 | 4

5 | 5 | 5 | 5 | 5 | 5 | 5

6 | 6 | 6 | 6 | 6 | 6 | 6

7 | 7 | 7 | 7 | 7 | 7 | 7

8 | 8 | 8 | 8 | 8 | 8 | 8

9 | 9 | 9 | 9 | 9 | 9 | 9

10 | 10 | 10 | 10 | 10 | 10 | 10

11 | 11 | 11 | 11 | 11 | 11 | 11

12 | 12 | 12 | 12 | 12 | 12 | 12

13 | 13 | 13 | 13 | 13 | 13 | 13

14 | 14 | 14 | 14 | 14 | 14 | 14

15 | 15 | 15 | 15 | 15 | 15 | 15

16

0-0-2-0-2-3-0 | 2-0-2-3-2-0 | 3-2 | 0-0-1 | 2-0-2

0 | 0 | 0 | 0 | 0 | 0 | 0 | 0

1 | 1 | 1 | 1 | 1 | 1 | 1 | 1

2 | 2 | 2 | 2 | 2 | 2 | 2 | 2

3 | 3 | 3 | 3 | 3 | 3 | 3 | 3

4 | 4 | 4 | 4 | 4 | 4 | 4 | 4

5 | 5 | 5 | 5 | 5 | 5 | 5 | 5

6 | 6 | 6 | 6 | 6 | 6 | 6 | 6

7 | 7 | 7 | 7 | 7 | 7 | 7 | 7

8 | 8 | 8 | 8 | 8 | 8 | 8 | 8

9 | 9 | 9 | 9 | 9 | 9 | 9 | 9

10 | 10 | 10 | 10 | 10 | 10 | 10 | 10

11 | 11 | 11 | 11 | 11 | 11 | 11 | 11

12 | 12 | 12 | 12 | 12 | 12 | 12 | 12

13 | 13 | 13 | 13 | 13 | 13 | 13 | 13

14 | 14 | 14 | 14 | 14 | 14 | 14 | 14

15 | 15 | 15 | 15 | 15 | 15 | 15 | 15

20

H5 (Harm12) (2) H12 H12

0-3-2 | 2-0 | (3)(2)(0) | (3) | (0) | 3-2-0 | 2-0-0 | 0-3-2 | 2-3-0 | 2-2

0 | 0 | 0 | 0 | 0 | 0 | 0 | 0 | 0 | 0 | 0

1 | 1 | 1 | 1 | 1 | 1 | 1 | 1 | 1 | 1 | 1

2 | 2 | 2 | 2 | 2 | 2 | 2 | 2 | 2 | 2 | 2

3 | 3 | 3 | 3 | 3 | 3 | 3 | 3 | 3 | 3 | 3

4 | 4 | 4 | 4 | 4 | 4 | 4 | 4 | 4 | 4 | 4

5 | 5 | 5 | 5 | 5 | 5 | 5 | 5 | 5 | 5 | 5

6 | 6 | 6 | 6 | 6 | 6 | 6 | 6 | 6 | 6 | 6

7 | 7 | 7 | 7 | 7 | 7 | 7 | 7 | 7 | 7 | 7

8 | 8 | 8 | 8 | 8 | 8 | 8 | 8 | 8 | 8 | 8

9 | 9 | 9 | 9 | 9 | 9 | 9 | 9 | 9 | 9 | 9

10 | 10 | 10 | 10 | 10 | 10 | 10 | 10 | 10 | 10 | 10

11 | 11 | 11 | 11 | 11 | 11 | 11 | 11 | 11 | 11 | 11

12 | 12 | 12 | 12 | 12 | 12 | 12 | 12 | 12 | 12 | 12

13 | 13 | 13 | 13 | 13 | 13 | 13 | 13 | 13 | 13 | 13

14 | 14 | 14 | 14 | 14 | 14 | 14 | 14 | 14 | 14 | 14

15 | 15 | 15 | 15 | 15 | 15 | 15 | 15 | 15 | 15 | 15

28

VII

5-10-9 | 9-7-9-10 | 10-9-7 | 9-7 | 7 | 10-8 | 8 | 2-0 | 2-0

7 | 7 | 10 | 10 | 10 | 8 | 0 | 0 | 0

8 | 8 | 9 | 9 | 9 | 7-5 | 4 | 2 | 2

9 | 9 | 9 | 9 | 9 | 9 | 9 | 9 | 9

10 | 10 | 10 | 10 | 10 | 10 | 10 | 10 | 10

11 | 11 | 11 | 11 | 11 | 11 | 11 | 11 | 11

12 | 12 | 12 | 12 | 12 | 12 | 12 | 12 | 12

13 | 13 | 13 | 13 | 13 | 13 | 13 | 13 | 13

14 | 14 | 14 | 14 | 14 | 14 | 14 | 14 | 14

15 | 15 | 15 | 15 | 15 | 15 | 15 | 15 | 15

2

36

Harm12...

|   |         |               |               |           |   |
|---|---------|---------------|---------------|-----------|---|
|   | 2-3-2-0 | 2-0-2-3-2-0-0 | 3-2-0-0-2-0-3 | 2-3-2-0-0 | 2 |
| T | 0       | 3             | 0-2-0-3       | 0-3       | 0 |
| A | 0       |               | 0-3           |           | 0 |
| B | 2       | 2             |               |           | 1 |
|   |         |               |               |           | 2 |

Diagram showing fingerings for the notes in the TAB above. It consists of vertical lines representing strings and horizontal bars representing fretted notes. The first two strings have single notes at fret 2. The next two strings have double notes at fret 3. The fifth string has a single note at fret 2. The sixth string has a triplet of notes at fret 3, indicated by a '3' below the notes.

# CIX

15.03.2018

The first system of musical notation for 'CIX' consists of a single staff in treble clef with a key signature of one sharp (F#). The music begins with a bass line of eighth notes and a melody of eighth notes. The melody features a series of ascending eighth notes, followed by a descending eighth-note run, and concludes with a final ascending eighth-note run.

The second system of musical notation for 'CIX' continues the piece. It features a melody of eighth notes with some triplets and a bass line of eighth notes. The melody includes a triplet of eighth notes and a descending eighth-note run.

The third system of musical notation for 'CIX' continues the piece. It features a melody of eighth notes with some triplets and a bass line of eighth notes. The melody includes a triplet of eighth notes and a descending eighth-note run.

The fourth system of musical notation for 'CIX' continues the piece. It features a melody of eighth notes with some triplets and a bass line of eighth notes. The melody includes a triplet of eighth notes and a descending eighth-note run.

The fifth system of musical notation for 'CIX' concludes the piece. It features a melody of eighth notes with some triplets and a bass line of eighth notes. The melody includes a triplet of eighth notes and a descending eighth-note run, ending with a double bar line.



# CIX

15.03.2018

6

6-measure guitar tablature. Measure 1: 7-3-5-2, 0, 3. Measure 2: 0-2-3-2-0, 3, 3-1-3. Measure 3: 0-2-3, 3, 0, 1-0. Measure 4: 0-2-3, 0-2-3, 0, 1-3, 0-2-3. Fingering numbers are placed above the strings. Vertical bar lines indicate measure boundaries. A double bar line is at the end of the fourth measure.

6

4-measure guitar tablature. Measure 5: 3-3-2, 0, 2-3, 2-2-0. Measure 6: 0, 2-3, 0, 8-7. Measure 7: 0, 5-7-8-7-10-8-7. Measure 8: 0, 8-7. Fingering numbers are placed above the strings. Vertical bar lines indicate measure boundaries. A double bar line is at the end of the eighth measure.

10

4-measure guitar tablature. Measure 9: 2-0, 2-0-2-3, 3-2-3-2-0-2-3. Measure 10: 2-0, 0-2-0-2-3, 3-3-2-3. Measure 11: 5-3-2-3-2-0-2-0, 0, 3-3-2-3. Measure 12: 0, 0, 3-3-2-3. Fingering numbers are placed above the strings. Vertical bar lines indicate measure boundaries. A double bar line is at the end of the twelfth measure. Trills are indicated by a '3' below the strings in measures 11 and 12.

13

4-measure guitar tablature. Measure 13: 0-2-3-2-0, 0-2-3-2, 7-5-7-10-9. Measure 14: 0, 0, 10-9-7-9-7-6. Measure 15: 7-5-3-5-3-2. Measure 16: 0, 0. Fingering numbers are placed above the strings. Vertical bar lines indicate measure boundaries. A double bar line is at the end of the sixteenth measure.

17

4-measure guitar tablature. Measure 17: 3-2-0, 4, 0-2. Measure 18: 0, 0, 1, 2, 1. Measure 19: 0, 2, 1. Measure 20: 0, 0, 1, 2, 1. Fingering numbers are placed above the strings. Vertical bar lines indicate measure boundaries. A double bar line is at the end of the twentieth measure. Trills are indicated by a '3' below the strings in measures 18 and 19.

# CX

16.03.2018

The first system of musical notation for 'CX' is written on a single staff in treble clef. The key signature consists of three sharps (F#, C#, G#). The piece begins with a treble clef, a key signature of three sharps, and a common time signature 'C'. An upward-pointing arrow is positioned above the first measure. The notation includes a variety of note values, including quarter notes, eighth notes, and sixteenth notes, along with rests and dynamic markings.

The second system of musical notation for 'CX' is written on a single staff in treble clef. It begins with a measure number '5' above the staff. The key signature remains three sharps. The notation continues with eighth and sixteenth notes, some beamed together, and includes a dynamic marking.

The third system of musical notation for 'CX' is written on a single staff in treble clef. It begins with a measure number '8' above the staff. The key signature remains three sharps. The notation includes a treble clef, a key signature of three sharps, and a common time signature 'C'. It features a few notes, including a half note and a quarter note, followed by a double bar line and a final chord. An upward-pointing arrow is positioned above the final chord.

# CX

16.03.2018

7 7 7 0 2 3 2 0 2 0 0 0 3 2 3

T 0 8 10 8 7 0 2 3 0 1 0 3 2 3

A 0 0 0 0 8 0 0 0 0 0 0 0 0 0

B 6 6 6 6 6 6 6 6 6 6 6 6 6 6

7 7 7 2 2 2 2 2 2 2 2 2 2 2

Detailed description: This system contains measures 1 through 4. Measure 1: Treble clef, notes 7, 7, 7. Bass clef, notes 6, 6, 6. Measure 2: Treble clef, notes 8, 10, 8. Bass clef, notes 6, 6, 6. Measure 3: Treble clef, notes 7, 0, 2, 3. Bass clef, notes 6, 6, 6. Measure 4: Treble clef, notes 0, 2, 3, 0, 2, 0, 0, 3, 2, 3. Bass clef, notes 2, 2, 2, 2, 2, 2, 2, 2, 2, 2.

5 2 0 0 0 0 2 3 2 3 3 0 2 0 2 3

T 0 8 7 8 7 5 8 7 5 0 0 0 2 3 2 3 3 0 2 0 2 3

A 0 0 0 0 8 0 0 0 0 0 0 0 0 0 0 0 0 0 0 0 0 0

B 6 6 6 6 6 6 6 6 6 6 6 6 6 6 6 6 6 6 6 6 6 6

2 0 2 10 9 6 2 0 3

Detailed description: This system contains measures 5 through 7. Measure 5: Treble clef, notes 2, 0, 0, 0. Bass clef, notes 6, 6, 6. Measure 6: Treble clef, notes 0, 0, 2, 3, 2, 3, 3. Bass clef, notes 6, 6, 6. Measure 7: Treble clef, notes 0, 2, 0, 2, 3. Bass clef, notes 6, 6, 6.

8 2 2 10 9 7 0 0 0 6 7

T 3 3 3 0 7 0 0 0 0 0 0







A 3 3 3 0 0 0 0 0 0 0 0

B 6 6 6 6 6 6 6 6 6 6 6

Detailed description: This system contains measures 8 and 9. Measure 8: Treble clef, notes 2, 2, 10, 9. Bass clef, notes 6, 6, 6. Measure 9: Treble clef, notes 7, 0, 0, 0. Bass clef, notes 6, 6, 6.

# CXI

17.03.2018



# CXI

17.03.2018

2-2-3-2-0-0-2-3-5-7-8-7-5-7-5-3-5-3-2-3-2-2-0-2-0

TAB notation for measures 1-6. The top staff contains the sequence of fret numbers: 2, 2-3-2-0, 0, 2-3-5, 7-8-7-5-7-5, 3-5-3-2-3-2, 2-0-2-0. The bottom staff shows the corresponding string positions with a bar line at the end of the first measure.

Rhythmic notation for measures 1-6, showing note stems and flags.

7

2-9-10-12-10-9-10-9-7-5-3-0-2-0-2-3-2-0-2-0

TAB notation for measures 7-11. The top staff contains the sequence of fret numbers: 2-9-10-12-10-9-10-9, 7-5-3, 0-2-0-2-3-2, 0-2-0. The bottom staff shows the corresponding string positions.

Rhythmic notation for measures 7-11, showing note stems and flags.

12

2-2-2-2-2-2-2-2-2-0-0-0-0-0-0-0-0-0-0-3-3-3-3-3-3-3-3-3-1

TAB notation for measures 12-14. The top staff contains the sequence of fret numbers: 2-2-2-2-2-2-2-2-2, 0-0-0-0-0-0-0-0-0, 3-3-3-3-3-3-3-3-3-1. The bottom staff shows the corresponding string positions.

Rhythmic notation for measures 12-14, showing note stems and flags.

15

2-2-2-2-2-2-2-2-2-2-2-2-2-2-2-2-2-2-2-2-2-2-3-2-0-0-2-3-5

TAB notation for measures 15-17. The top staff contains the sequence of fret numbers: 2-2-2-2-2-2-2-2-2-2-2-2-2-2-2-2-2-2-2-2-2-2, 3-2-0-0, 2-3-5. The bottom staff shows the corresponding string positions.

Rhythmic notation for measures 15-17, showing note stems and flags.

18

0-2-0-3-5-3-2-3-0-2-3-0-2-0-2-3-2-3-0-2-3-2-7-5-3-0-2-0

TAB notation for measures 18-22. The top staff contains the sequence of fret numbers: 0-2-0, 3-5-3, 2-3-0-2-3, 0-2-0-2-3-2-3, 0, 2-3-2, 7-5-3, 0-2-0. The bottom staff shows the corresponding string positions.

Rhythmic notation for measures 18-22, showing note stems and flags.

23





5-3-2-3-5-3-0-2-0-2-3-3-3-0

TAB notation for measures 23-25. The top staff contains the sequence of fret numbers: 5-3-2, 3-5-3, 0-2-0, 2-3-3-3, 0. The bottom staff shows the corresponding string positions.

Rhythmic notation for measures 23-25, showing note stems and flags.

# CXII

Vårjevndøgn 2018



# CXII

Vårjevndøgn 2018

0-7-5 | 8-8-7-0-7-8 | 7-0-5-0-7 | 3-0-2-0-3 | 2-0-0-0-2

2-5 | 7-7 | 5 | 1-0 | 0-1-0

0 | 7 | 0 | 0 | 2

6

2-0 | 3-2-0-2-3 | 0-2 | 0-0 | 2-0-2-3 | 0-2 | 2-0-1 | 0-1 | 0-2-3 | 2

2 | 2-0-2-3-2-0 | 2 | 2 | 2 | 2

11

3-2-0 | 3-2-3 | 0-2 | 2-0 | 3-2-0-2-3 | 0-2-3 | 0-2-3-5-2-0-2-3

2 | 0 | 0 | 0-2 | 4 | 0

3 | 3 | 0

15

0-0-2 | 3-2-0 | 0-2-3 | 0-2-3 | 2

2-3 | 0-0-4 | 0-0 | 0

2 | 2 | 2

# CXIII

22.03.2018

The first system of musical notation for CXIII. It consists of a single staff in treble clef with a key signature of three sharps (F#, C#, G#) and a common time signature (C). The music begins with a bass clef on the first line, indicating an octave shift. The notation includes various note values, rests, and dynamic markings such as *mf* and *ff*.

5

The second system of musical notation for CXIII, starting at measure 5. It continues the piece with similar notation to the first system, including a dynamic marking of *mf*.

9

The third system of musical notation for CXIII, starting at measure 9. This system features a prominent sixteenth-note pattern in the upper voice, with a dynamic marking of *mf*.

13

The fourth system of musical notation for CXIII, starting at measure 13. It concludes the piece with a final cadence, marked with a double bar line and a dynamic marking of *ff*.





# CXIV

23.03.2018

6=D 8

The first system of music consists of six measures. It begins with a treble clef, a key signature of two sharps (F# and C#), and a common time signature. The melody starts on a half note D4, followed by quarter notes E4, F#4, and G4. The bass line consists of a half note D3. The second measure features a half note chord of D4 and F#4, followed by quarter notes G4, A4, and B4. The third measure has a half note chord of D4, E4, and F#4, followed by quarter notes G4, A4, and B4. The fourth measure contains a half note chord of D4, E4, and F#4, followed by quarter notes G4, A4, and B4. The fifth measure has a half note chord of D4, E4, and F#4, followed by quarter notes G4, A4, and B4. The sixth measure features a half note chord of D4, E4, and F#4, followed by quarter notes G4, A4, and B4.

6 H12

The second system of music consists of six measures. It begins with a treble clef, a key signature of two sharps (F# and C#), and a common time signature. The melody starts with a half note chord of D4 and F#4, followed by quarter notes G4, A4, and B4. The bass line consists of a half note D3. The second measure features a half note chord of D4 and F#4, followed by quarter notes G4, A4, and B4. The third measure has a half note chord of D4, E4, and F#4, followed by quarter notes G4, A4, and B4. The fourth measure contains a half note chord of D4, E4, and F#4, followed by quarter notes G4, A4, and B4. The fifth measure has a half note chord of D4, E4, and F#4, followed by quarter notes G4, A4, and B4. The sixth measure features a half note chord of D4, E4, and F#4, followed by quarter notes G4, A4, and B4.

11

The third system of music consists of six measures. It begins with a treble clef, a key signature of two sharps (F# and C#), and a common time signature. The melody starts with a half note chord of D4 and F#4, followed by quarter notes G4, A4, and B4. The bass line consists of a half note D3. The second measure features a half note chord of D4 and F#4, followed by quarter notes G4, A4, and B4. The third measure has a half note chord of D4, E4, and F#4, followed by quarter notes G4, A4, and B4. The fourth measure contains a half note chord of D4, E4, and F#4, followed by quarter notes G4, A4, and B4. The fifth measure has a half note chord of D4, E4, and F#4, followed by quarter notes G4, A4, and B4. The sixth measure features a half note chord of D4, E4, and F#4, followed by quarter notes G4, A4, and B4.



# CXV

Palmesøndag 2018

Musical notation for the first system (measures 1-5). The key signature is D major (two sharps). The time signature is 8/8. The notation includes a treble clef, a bass clef, and various rhythmic values including eighth and sixteenth notes. There are three triplet markings (indicated by a '3' above or below the notes) in measures 3, 4, and 5.

Musical notation for the second system (measures 6-11). The key signature is D major. The notation continues with eighth and sixteenth notes, and includes a triplet marking in measure 10.

Musical notation for the third system (measures 12-19). The key signature is D major. The notation includes a treble clef, a bass clef, and various rhythmic values. There is a double bar line in measure 14.

Musical notation for the fourth system (measures 20-24). The key signature is D major. The notation includes a treble clef, a bass clef, and various rhythmic values.

Musical notation for the fifth system (measures 25-28). The key signature is D major. The notation includes a treble clef, a bass clef, and various rhythmic values. There are two triplet markings in measures 25 and 26, and a flat symbol (b) in measure 27. The system ends with a double bar line.

# CXV

Palmesøndag 2018

2-0 2-3-2-0 0 0-2-0 0

T 2-3 3-2 0 3-2 3 3-2-0 0 0-2-3 3-2-3 0

A 0 0 0 0 0 4 0

B 0 2 0-2 2 2

3 3 3 3

Detailed description: This block contains the first five measures of the guitar piece. It features three staves: Tablature (T), Standard notation (A), and Bass notation (B). The tablature includes fret numbers and a '2' in the fifth measure. The standard notation shows a sequence of notes with stems. The bass notation shows a simple bass line. Below the staves, vertical lines indicate fingerings, with triplets of three fingers (3) marked under the first four measures.

6

2-3-2 2-0 0 2-0 0 2-3-2-0 0

T 0 3 3 0 3-2-3 0 3 3-2-0-2-0 0-2-3 0

A 0 3 1 0 0 3 0 3 1

B 2 0 2 0 3

Detailed description: This block contains measures 6 through 10. It follows the same three-staff format (T, A, B). The tablature includes fret numbers and a '3' in the tenth measure. The standard notation shows notes with stems. The bass notation shows a simple bass line. Vertical lines indicate fingerings, with triplets of three fingers (3) marked under the sixth, eighth, and tenth measures.

12

0 2 2-0 5-4-2 4-2-0 2-0 0 0

T 0 0-2-3 0 2-3 5-4-2 4-2-0 3 4-3-2 3-2-0

A 0-4-2-4 0 0 4 2 0 4-3-2

B 2 2 2 0 4 2 0 4 2

Detailed description: This block contains measures 12 through 16. It follows the same three-staff format (T, A, B). The tablature includes fret numbers and a '3' in the thirteenth measure. The standard notation shows notes with stems. The bass notation shows a simple bass line. Vertical lines indicate fingerings, with triplets of three fingers (3) marked under the twelfth, thirteenth, and fourteenth measures.

21

0-2 2-0-2-3-2-0 0 5-7 10-9-7-9-7-6 7

T 2-0-2-3 0 3 7-5 5 7-8 0 0 0 7

A 0 0 3 8 5 0 0 0 0

B 2 2 0 7 7 3 3

Detailed description: This block contains measures 21 through 25. It follows the same three-staff format (T, A, B). The tablature includes fret numbers and a '7' in the twenty-fifth measure. The standard notation shows notes with stems. The bass notation shows a simple bass line. Vertical lines indicate fingerings, with triplets of three fingers (3) marked under the twenty-third and twenty-fourth measures.

# CXVI

26.03.2018

6=D 8

Musical notation for the first system, measures 1-6. The key signature is D major (two sharps). The time signature is 8/8. The notation includes a treble clef, a bass clef, and various note values including quarter, eighth, and sixteenth notes. There are two wavy hairpins above the final two measures of the system.

7

Musical notation for the second system, measures 7-11. The key signature is D major. The time signature is 8/8. The notation includes a treble clef and various note values including quarter, eighth, and sixteenth notes.

12

Musical notation for the third system, measures 12-16. The key signature is D major. The time signature is 8/8. The notation includes a treble clef and various note values including quarter, eighth, and sixteenth notes.

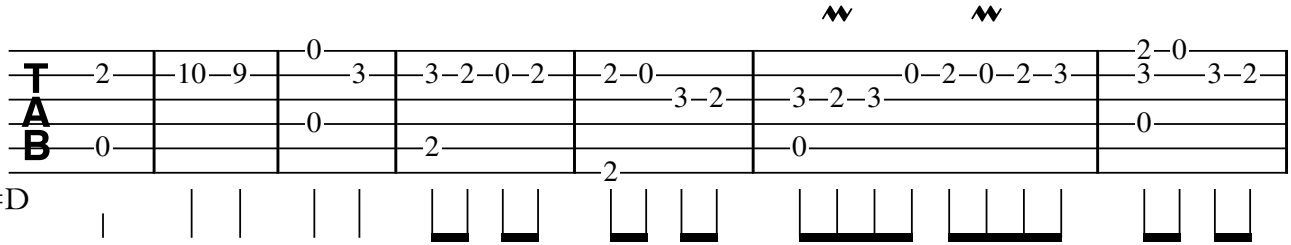
17

Musical notation for the fourth system, measures 17-21. The key signature is D major. The time signature is 8/8. The notation includes a treble clef and various note values including quarter, eighth, and sixteenth notes, ending with a double bar line.

# CXVI

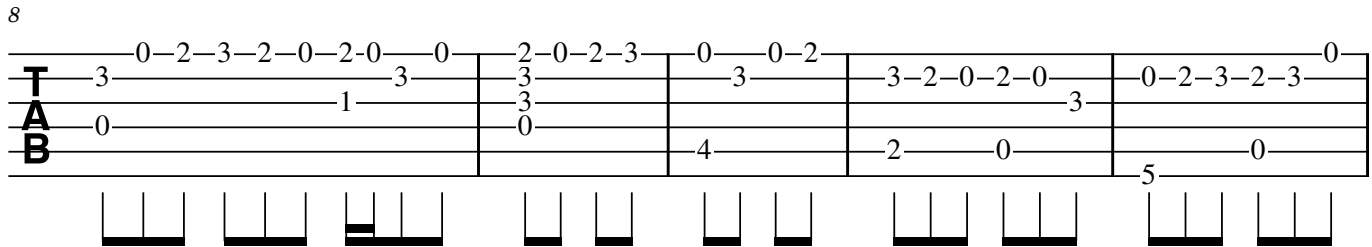
26.03.2018

6=D



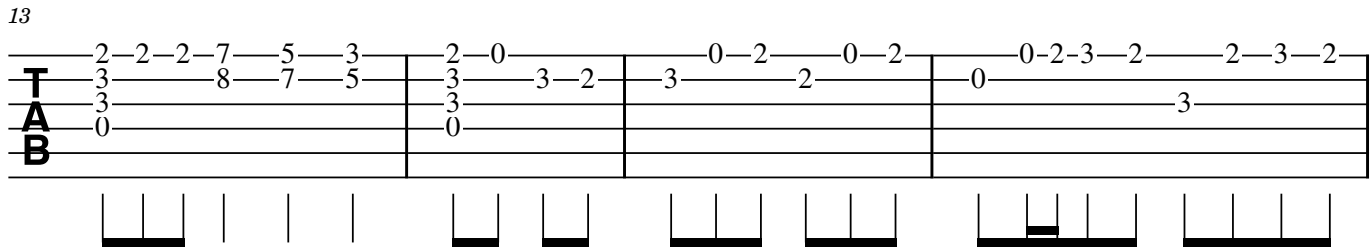
System 1: 6=D. Tablature for measures 1-7. Measure 1: 2, 10-9, 0. Measure 2: 3, 3-2-0-2, 2-0. Measure 3: 3-2, 3-2-3. Measure 4: 0-2-0-2-3. Measure 5: 2-0, 3-2. Measure 6: 3-2-3. Measure 7: 2-0, 3-2. Accents (w) are placed above the 3-2-3 in measure 3 and the 0-2-0-2-3 in measure 4.

8



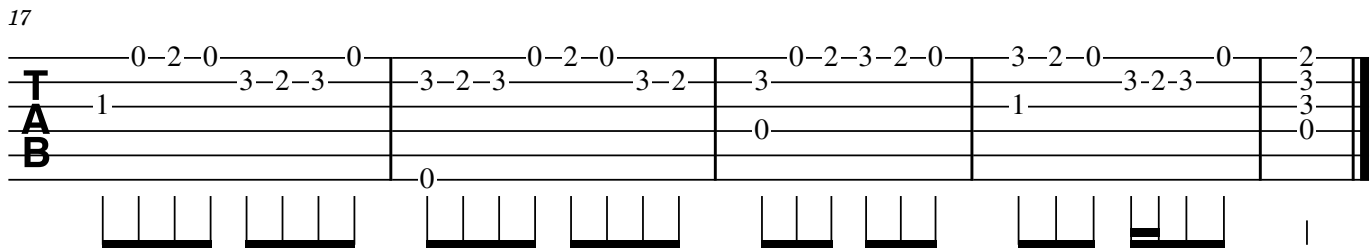
System 2: Tablature for measures 8-12. Measure 8: 0-2-3-2-0-2-0-0, 3, 2-0-2-3, 0-0-2. Measure 9: 3, 3, 3, 3-2-0-2-0. Measure 10: 3, 0-2-3-2-3, 0. Measure 11: 0, 1, 0, 4, 2, 0. Measure 12: 5, 0.

13



System 3: Tablature for measures 13-16. Measure 13: 2-2-2-7-5-3, 3, 3, 3, 0. Measure 14: 8-7-5, 3, 3-2, 3, 0-2, 0-2. Measure 15: 0-2-3-2, 2-3-2. Measure 16: 3, 3.



17



System 4: Tablature for measures 17-21. Measure 17: 0-2-0, 3-2-3, 0, 3-2-3, 3-2, 3, 0-2-3-2-0, 3-2-0, 0, 2. Measure 18: 1, 0, 0, 1, 3-2-3, 3, 3. Measure 19: 0, 0, 1, 3-2-3, 3. Measure 20: 0, 0, 0, 0. Measure 21: 2, 3, 3, 0.

# CXVII

27.03.2018





# CXVII

27.03.2018

**T**  
**A**  
**B**

3 0 2 2 5 3 2 2 0 3 3 2 3 2 0 0 0 0 2 3 0 2 0 3 2

3 3 2 0 0 4 4 2 4 0 2

0 2

Fret diagrams: Measure 1: 3rd fret on 3rd string, 0 on 4th, 2 on 5th. Measure 2: 3rd fret on 3rd string, 2 on 4th, 5th fret on 5th. Measure 3: 3rd fret on 3rd string, 2 on 4th, 5th fret on 5th. Measure 4: 3rd fret on 3rd string, 2 on 4th, 0 on 5th. Measure 5: 3rd fret on 3rd string, 2 on 4th, 0 on 5th. Measure 6: 0 on 3rd, 4th, and 5th strings. Measure 7: 0 on 3rd, 2 on 4th, and 0 on 5th strings.

8

**T**  
**A**  
**B**

3 2 0 2 0 3 2 0 2 0 5 3 2 3 2 0 2 0 2 3 0 0 2 3

1 0 0 0 3 0 0 0 3 4 2 0 0 0

2 0

Fret diagrams: Measure 1: 3rd fret on 3rd string, 2 on 4th, 0 on 5th. Measure 2: 3rd fret on 3rd string, 2 on 4th, 0 on 5th. Measure 3: 5th fret on 3rd string, 3rd fret on 4th, 2nd fret on 5th. Measure 4: 3rd fret on 3rd string, 2nd fret on 4th, 0 on 5th. Measure 5: 2nd fret on 3rd string, 0 on 4th, 2nd fret on 5th.

13

**T**  
**A**  
**B**

2 0 3 2 3 0 3 3 0

3 3 0

3

Fret diagrams: Measure 1: 2nd fret on 3rd string, 0 on 4th, 3rd fret on 5th. Measure 2: 3rd fret on 3rd string, 2nd fret on 4th, 3rd fret on 5th.

# CXVIII

28.03.2018

8 Adagio

7

8 Allegro  $\text{♩} = \text{♩}$

14

8

21

8

27

8

32

8

40

8

# CXVIII

28.03.2018

2-5 2 2 3 2 0 2-5-4 0 3-3-0 2

TAB

Adagio

7 II 0-2-3 2-3 0-2-4-5 4-5-4 2-0-2 4 2-7 5-4-2 5-4-2-1

TAB

Allegro

15 2-0-2-3 2-0 0 0-0 0 3-2-0 2-0-2-3 2-0-0

TAB

22 2-3-2-2-3-2 2-0 0 0 2-3-2 0 3-2-3 0 2-0-2-3 0 0-2

TAB

29 3-2-0 0 7-7-8-7-5 8-7 0 0-2-3 2-3 3 0-2 0-2-3

TAB

36 0-2 2-3 0 0-2-3 3 0-2-4 5-5-5-4-4-4 4 5

TAB

# CXIX

Skjærtorsdag 2018

Musical staff 1, measures 1-5. Treble clef, key signature of two sharps (F# and C#), 8/8 time signature. The staff contains a melodic line with eighth and sixteenth notes and a bass line with eighth notes.

Musical staff 2, measures 6-11. Treble clef, key signature of two sharps, 8/8 time signature. The staff contains a melodic line with eighth and sixteenth notes and a bass line with eighth notes.

Musical staff 3, measures 12-17. Treble clef, key signature of two sharps, 8/8 time signature. The staff contains a melodic line with eighth and sixteenth notes and a bass line with eighth notes.

Musical staff 4, measures 18-24. Treble clef, key signature of two sharps, 8/8 time signature. The staff contains a melodic line with eighth and sixteenth notes and a bass line with eighth notes.

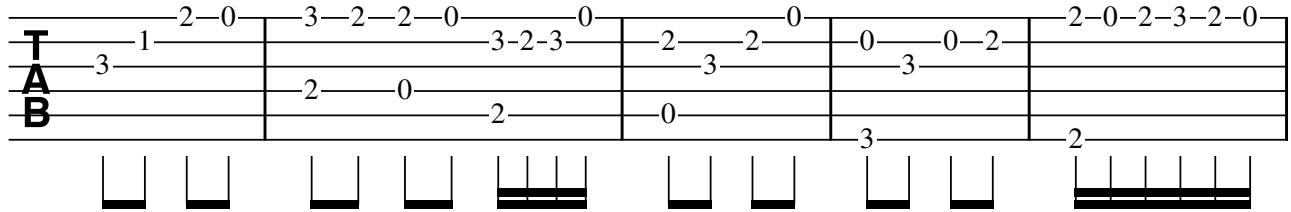
Musical staff 5, measures 25-30. Treble clef, key signature of two sharps, 8/8 time signature. The staff contains a melodic line with eighth and sixteenth notes and a bass line with eighth notes.

Musical staff 6, measures 31-35. Treble clef, key signature of two sharps, 8/8 time signature. The staff contains a melodic line with eighth and sixteenth notes and a bass line with eighth notes. The piece concludes with a double bar line and a repeat sign.

# CXIX

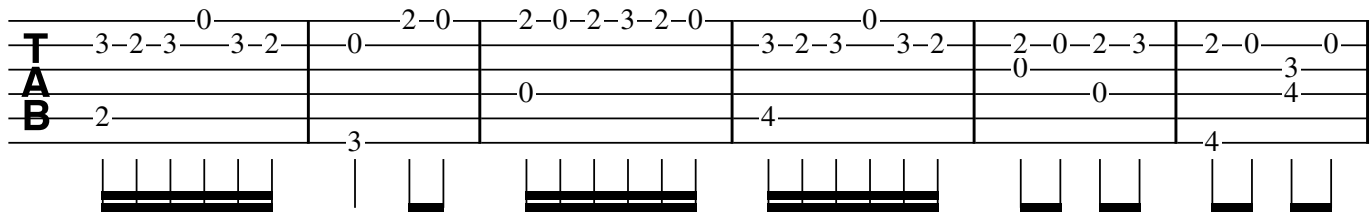
Skjærtorsdag 2018

6



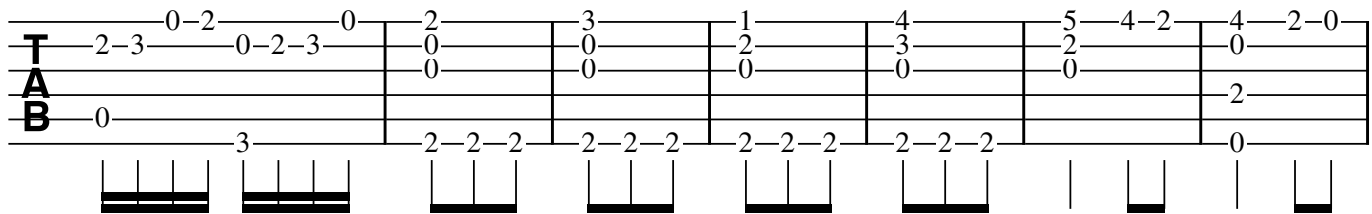
System 1: 5 lines of guitar tablature. The top line contains fret numbers: 2-0, 3-2-2-0, 0, 0, 2-0-2-3-2-0. The second line contains: 1, 3-2-3, 2, 2, 0, 0-2. The third line contains: 3, 2, 0, 2, 0, 3. The fourth and fifth lines are empty. Below the lines are vertical stems representing fretted notes.

6



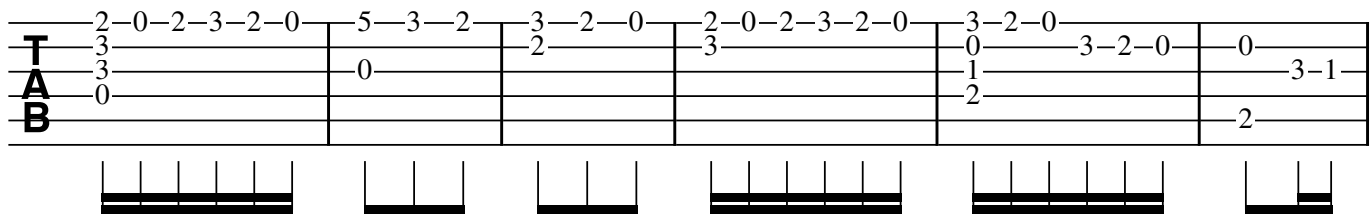
System 2: 5 lines of guitar tablature. The top line contains: 0, 2-0, 2-0-2-3-2-0, 0, 3-2-3, 3-2, 2-0-2-3, 2-0, 0. The second line contains: 3-2-3, 3-2, 0, 0, 3-2-3, 3-2, 0, 0, 3. The third line contains: 2, 3, 4, 0, 4. The fourth and fifth lines are empty. Below the lines are vertical stems representing fretted notes.

12



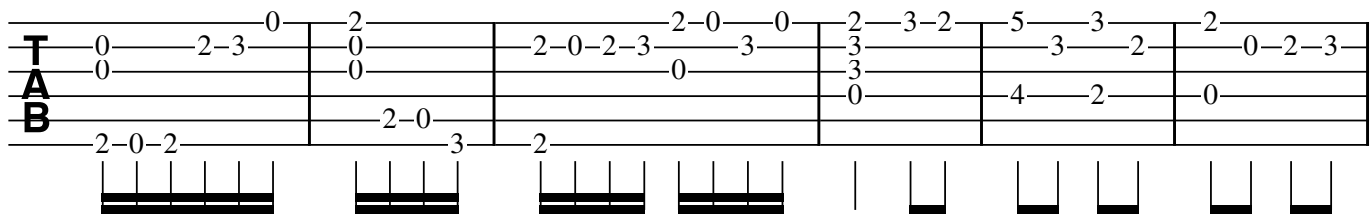
System 3: 5 lines of guitar tablature. The top line contains: 0-2, 0, 2, 3, 1, 4, 5, 4-2, 4, 2-0. The second line contains: 2-3, 0-2-3, 0, 0, 0, 2, 3, 2, 0, 0. The third line contains: 0, 0, 0, 0, 0, 0, 0, 0, 2. The fourth line contains: 3, 2-2-2, 2-2-2, 2-2-2, 2-2-2, 0. The fifth line is empty. Below the lines are vertical stems representing fretted notes.

19



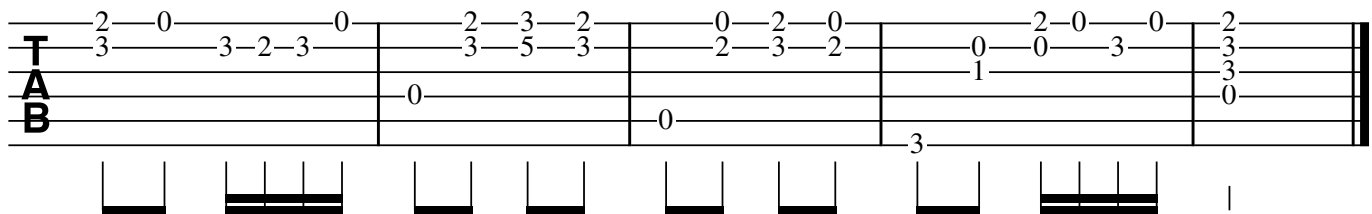
System 4: 5 lines of guitar tablature. The top line contains: 2-0-2-3-2-0, 5-3-2, 3-2-0, 2-0-2-3-2-0, 3-2-0, 3-2-0, 0, 3-1. The second line contains: 3, 0, 2, 3, 0, 1, 0, 0. The third line contains: 3, 0, 3, 2, 2. The fourth line contains: 0, 0, 2, 2. The fifth line is empty. Below the lines are vertical stems representing fretted notes.

25



System 5: 5 lines of guitar tablature. The top line contains: 0, 2, 2-0-2-3, 2-0, 0, 2, 3-2, 5, 3, 2, 0-2-3. The second line contains: 0, 2-3, 0, 0, 3, 3, 3, 3, 2, 0. The third line contains: 0, 0, 0, 0, 0, 0, 4, 2, 0. The fourth line contains: 2-0-2, 2-0, 3, 2. The fifth line is empty. Below the lines are vertical stems representing fretted notes.

31



System 6: 5 lines of guitar tablature. The top line contains: 2-0, 3-2-3, 2, 3, 2, 0-2, 0, 2-0, 0, 2. The second line contains: 3, 3, 5, 3, 2, 3, 2, 0, 0, 3, 3, 3. The third line contains: 0, 0, 0, 1, 0. The fourth line contains: 3. The fifth line is empty. Below the lines are vertical stems representing fretted notes. A double bar line is at the end of the system.

# CXX

Langfredag 2018

The image displays a musical score for a piece titled "CXX" from the collection "Langfredag 2018". The score is written in treble clef with a key signature of three sharps (F#, C#, G#) and a common time signature (C). It consists of seven systems of music, each with a treble staff and a bass staff. The systems are numbered 7, 12, 18, 23, 28, and 34, indicating the starting measure of each system. The music features a variety of rhythmic patterns, including eighth and sixteenth notes, and rests. A double bar line with a repeat sign is present at the beginning of the first system. The bass staff often contains chords and rests, providing harmonic support for the melody in the treble staff.

2

38

8

Musical notation for measures 38-42. The system consists of a treble clef staff and a bass clef staff. The key signature has two sharps (F# and C#). The treble staff contains sixteenth-note runs in measures 38-41, followed by a descending eighth-note scale in measure 42. The bass staff contains eighth-note accompaniment in measures 38-41, followed by a descending eighth-note scale in measure 42.

43

8

Musical notation for measures 43-48. The system consists of a treble clef staff and a bass clef staff. The key signature has two sharps (F# and C#). The treble staff contains sixteenth-note runs in measures 43-44, followed by eighth-note runs in measures 45-48. The bass staff contains eighth-note accompaniment in measures 43-44, followed by eighth-note accompaniment in measures 45-48.

49

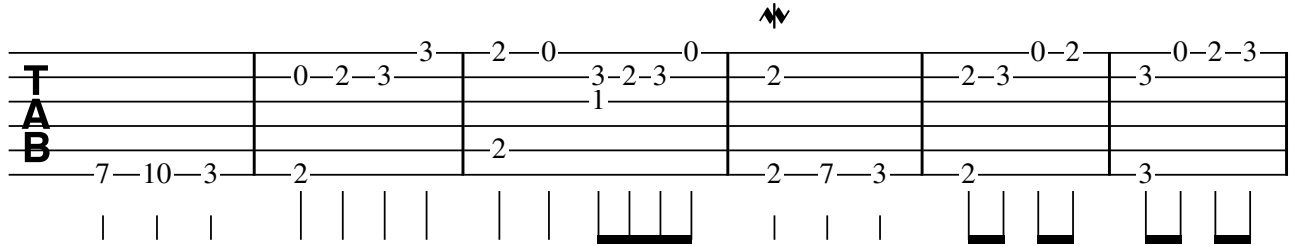
8

Musical notation for measures 49-50. The system consists of a treble clef staff and a bass clef staff. The key signature has two sharps (F# and C#). The treble staff contains a sixteenth-note run in measure 49, followed by a whole note chord in measure 50. The bass staff contains eighth-note accompaniment in measure 49, followed by a whole note chord in measure 50.

# CXX

Langfredag 2018

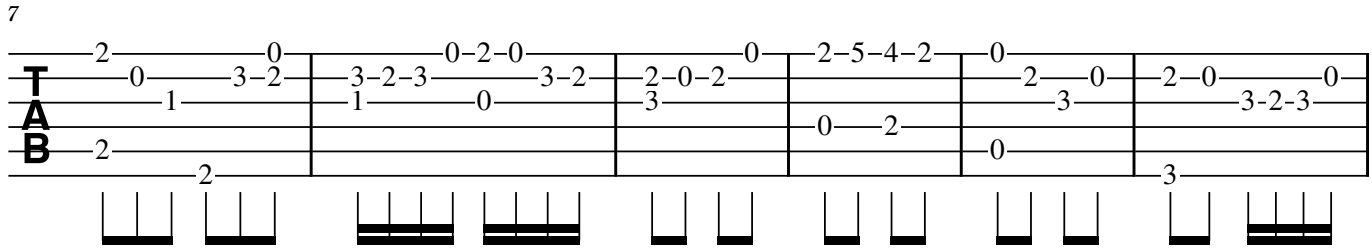
7



7-10-3 2 2 3-2-3 1 2 2-7-3 2 3 0-2-3 3 2-0 0 2-3 0-2 0-2-3

This system contains six measures of guitar tablature. The first measure has notes 7-10-3 on the bottom string and 2 on the second string. The second measure has 2 on the second string. The third measure has 3-2-3 on the top string and 1 on the second string. The fourth measure has 2 on the second string. The fifth measure has 2-7-3 on the bottom string and 2 on the second string. The sixth measure has 3 on the bottom string. Above the system is a double bar line with a wavy line through it, indicating a repeat or a specific articulation.

7

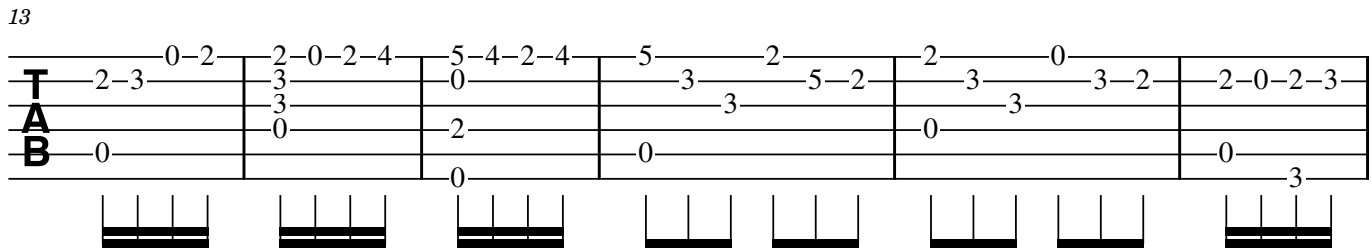


2 0 3-2 3-2-3 0-2-0 3-2 2-0-2 0 2-5-4-2 0 2 0 2-0 2-0 3-2-3 0

2 2 0 2 0 3

This system contains six measures of guitar tablature. The first measure has 2 on the top string and 0 on the bottom string. The second measure has 0 on the top string and 3-2 on the bottom string. The third measure has 3-2-3 on the top string and 0 on the bottom string. The fourth measure has 0-2-0 on the top string and 3-2 on the bottom string. The fifth measure has 2-0-2 on the top string and 0 on the bottom string. The sixth measure has 0 on the top string and 2-5-4-2 on the bottom string. The seventh measure has 0 on the top string and 2 on the bottom string. The eighth measure has 2 on the top string and 0 on the bottom string. The ninth measure has 0 on the top string and 2-0 on the bottom string. The tenth measure has 2 on the top string and 0 on the bottom string. The eleventh measure has 0 on the top string and 3-2-3 on the bottom string. The twelfth measure has 0 on the top string and 3 on the bottom string.

13



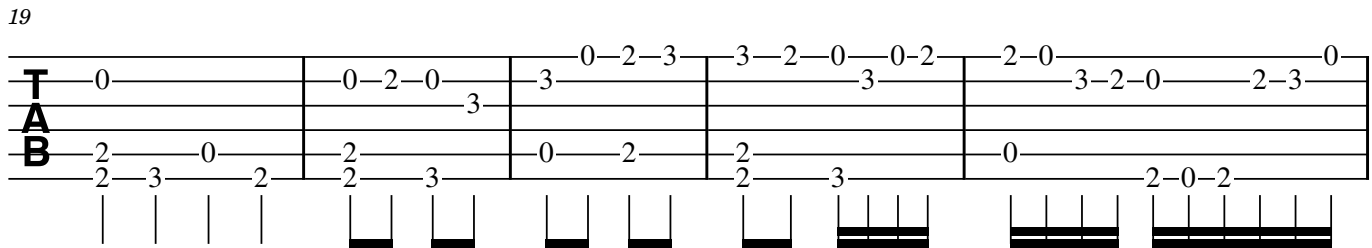
0-2 2-0-2-4 5-4-2-4 5 3 2 5-2 2 3 0 3-2 2-0-2-3

2-3 3 3 0 3 3 0 3 3 0 3

0 0 0 0 0 0 0 3

This system contains six measures of guitar tablature. The first measure has 0-2 on the top string and 2-3 on the bottom string. The second measure has 2-0-2-4 on the top string and 3 on the bottom string. The third measure has 5-4-2-4 on the top string and 3 on the bottom string. The fourth measure has 5 on the top string and 3 on the bottom string. The fifth measure has 3 on the top string and 2 on the bottom string. The sixth measure has 5-2 on the top string and 3 on the bottom string. The seventh measure has 2 on the top string and 3 on the bottom string. The eighth measure has 3 on the top string and 0 on the bottom string. The ninth measure has 0 on the top string and 3-2 on the bottom string. The tenth measure has 2-0-2-3 on the top string and 0 on the bottom string. The eleventh measure has 2-0-2-3 on the top string and 3 on the bottom string.

19



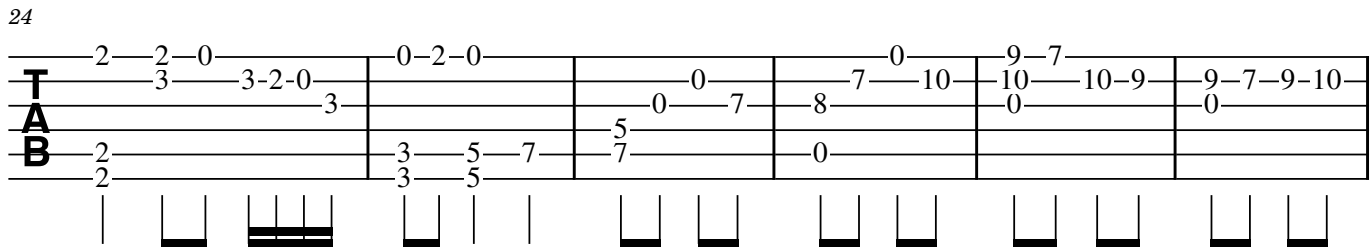
0 0-2-0 3 0-2-3 3-2-0 0-2 2-0 3-2-0 2-3 0

2 0 2 2 3 0 2 2 3 0 2-0-2

2 3 2 2 3 2 3 0 2-0-2

This system contains six measures of guitar tablature. The first measure has 0 on the top string and 2 on the bottom string. The second measure has 0-2-0 on the top string and 2 on the bottom string. The third measure has 3 on the top string and 0 on the bottom string. The fourth measure has 0-2-3 on the top string and 2 on the bottom string. The fifth measure has 3-2-0 on the top string and 2 on the bottom string. The sixth measure has 0-2 on the top string and 3 on the bottom string. The seventh measure has 2-0 on the top string and 0 on the bottom string. The eighth measure has 3-2-0 on the top string and 2 on the bottom string. The ninth measure has 2-3 on the top string and 0 on the bottom string. The tenth measure has 0 on the top string and 2-0-2 on the bottom string.

24



2 2-0 0-2-0 0 0 0 9-7 10-9 9-7-9-10

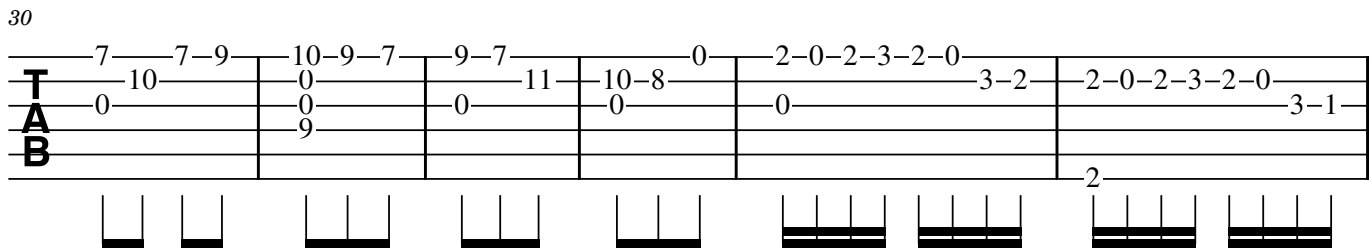
3 3-2-0 3 0 7 8 7 10 10 10-9 0

2 3 5 7 5 0

2 3 5 7 0

This system contains six measures of guitar tablature. The first measure has 2 on the top string and 3 on the bottom string. The second measure has 2-0 on the top string and 3-2-0 on the bottom string. The third measure has 0-2-0 on the top string and 3 on the bottom string. The fourth measure has 0 on the top string and 0 on the bottom string. The fifth measure has 0 on the top string and 7 on the bottom string. The sixth measure has 0 on the top string and 8 on the bottom string. The seventh measure has 9-7 on the top string and 7 on the bottom string. The eighth measure has 10-9 on the top string and 10 on the bottom string. The ninth measure has 9-7-9-10 on the top string and 10 on the bottom string. The tenth measure has 9-7-9-10 on the top string and 0 on the bottom string.

30



7 7-9 10-9-7 9-7 10-8 2-0-2-3-2-0 2-0-2-3-2-0

10 0 0 11 0 3-2 2-0-2-3-2-0 3-1

0 0 9 0 0 0 2

This system contains six measures of guitar tablature. The first measure has 7 on the top string and 10 on the bottom string. The second measure has 7-9 on the top string and 0 on the bottom string. The third measure has 10-9-7 on the top string and 9 on the bottom string. The fourth measure has 9-7 on the top string and 0 on the bottom string. The fifth measure has 10-8 on the top string and 0 on the bottom string. The sixth measure has 2-0-2-3-2-0 on the top string and 0 on the bottom string. The seventh measure has 2-0-2-3-2-0 on the top string and 3-2 on the bottom string. The eighth measure has 2-0-2-3-2-0 on the top string and 2-0-2-3-2-0 on the bottom string. The ninth measure has 2-0-2-3-2-0 on the top string and 3-1 on the bottom string. The tenth measure has 2 on the top string.



2

36

**T**  
**A**  
**B**

2-0 2-0 3-2-2-0-2 2-2-2 2-2-2 3-3-3 2-2-2

2-0-2 2-0 2-0 2-0 2-0 2-0

40

**T**  
**A**  
**B**

0-2 2-0-2-3 0-0-2 0 5-4-2 2-0 0

0-0-2-2-3 3 3 3-2-3 2 3 3-2-3

3 0 0 2 0 0

3 0 4 2 0 0

46

**T**  
**A**  
**B**

3-2-3 0 2-3-2-0-2-0 0 0 2-0 0 2

5 3-3-2-3 0 0-2-3 3-2-3 3 3

0 4 2 0 3 0

0 4 2 0 3 0

# CXXI

Päskemorgen 2018

First musical staff, measures 1-5. Treble clef, key signature of three sharps (F#, C#, G#), 8/8 time signature. The staff contains a melodic line with eighth and sixteenth notes and a bass line with eighth notes. A fermata is placed over the first measure.

Second musical staff, measures 6-11. Treble clef, key signature of three sharps, 8/8 time signature. The staff contains a melodic line with eighth and sixteenth notes and a bass line with eighth notes. A fermata is placed over the eighth measure.

Third musical staff, measures 12-19. Treble clef, key signature of three sharps, 8/8 time signature. The staff contains a melodic line with eighth and sixteenth notes and a bass line with eighth notes. A fermata is placed over the twelfth measure. The text "Harm12" is written above the staff at measure 15.

Fourth musical staff, measures 20-25. Treble clef, key signature of three sharps, 8/8 time signature. The staff contains a melodic line with eighth and sixteenth notes and a bass line with eighth notes. A fermata is placed over the twentieth measure.

Fifth musical staff, measures 26-31. Treble clef, key signature of three sharps, 8/8 time signature. The staff contains a melodic line with eighth and sixteenth notes and a bass line with eighth notes. A fermata is placed over the twenty-sixth measure. The staff concludes with a double bar line and a final chord.

# CXXI

Påskemorgen 2018

♬

5 3 2 0 2 4 0 2 4 5  
3 3-2-3 2-2-0-2 0-2-4 0  
2-3 3 2 0-2-3 0  
0 0 2 0

6

♬

5 3-2 2-0 3 2 7-5 5 10-9  
3 3-2 3-2-0 2 3 3-8-7 8-7-5 7  
2-3 3 0 0 0 0  
0 4 0 0 0

13

Harm12

10-9-7-10 9-7-6 7 2 4-4 5 3-2 3-2-0 2  
0 0 0 0 0 0 3-2 5  
0 0 0 1 0 5  
7 6 6 2 0 0 0 4

22

2-0-2-2 0 0 2 2 2 5  
0-1-0 2-3 3 2-3 0 2 0 0 3-7 5  
2-0 0 1 0 0 4 2 0  
2 4 2-0-2 4 2 0



28

V IV III

5 4 3  
5 4 3  
6 5 5  
7 6 5  
5 6 5  
5 6 3

# CXXII

16.04.2018



# CXXII

16.04.2018

0 2-3 2 0 0 0 2-3 2 0

0 0 4 5 7-8 8-7 0 0 2-3 2 0 3-2-3-2

1 0 0 0 9 0

2 2 7

• | √ | • | √ | • | √ | □ | □ | • | √ | □ | □ | □

7

0 0-2-3-2-3 0 0-2-0 3-2 2-2 5-4-2-4-2-0 2-0 0 0

0 2-3-2-3 3 3-2 3-2-3 0 5 3-3-2-3

2 0 0 4 0

□ | □ | □ | □ | | √ | √ | □ | □ | □ | □ | □ | □

12

10 9 7 7 9 7


0 11 0 0

9 9 7

□ | □ | •

# CXXIII

17.04.2018



# CXXIII

17.04.2018

0 0 1 0 0 3 2 0 1 0 1 0 2 0 4 0 2 3 0 2 3 2 0 3 2 3

T  
A  
B

2 2 2 2 3 0 4

8

3 2 0 2 2 0 0 7 8 7 5 8 8 7 7 0 2 0 3 2 2 0 2 3

T  
A  
B

2 2 7 2 0

14

2 0 0 3 2 2 2

T  
A  
B

2 3 2

# CXXIV

20.04.2018

The first system of musical notation for CXXIV. It features a treble clef and a key signature of three sharps (F#, C#, G#). The music begins with a bass line consisting of a low octave G (marked with an '8') and a low octave C. The upper line starts with a half note G4, followed by quarter notes A4, B4, and C5. This is followed by a triplet of eighth notes (B4, A4, G4), another triplet of eighth notes (F#4, E4, D4), and a final half note C4. The system concludes with a triplet of eighth notes (B4, A4, G4) and a triplet of eighth notes (F#4, E4, D4).

The second system of musical notation for CXXIV. It continues with the treble clef and three-sharp key signature. The bass line starts with a low octave G (marked with an '8') and a low octave C. The upper line begins with a half note G4, followed by quarter notes A4, B4, and C5. This is followed by a triplet of eighth notes (B4, A4, G4), another triplet of eighth notes (F#4, E4, D4), and a final half note C4. The system concludes with a triplet of eighth notes (B4, A4, G4) and a triplet of eighth notes (F#4, E4, D4).

The third system of musical notation for CXXIV. It continues with the treble clef and three-sharp key signature. The bass line starts with a low octave G (marked with an '8') and a low octave C. The upper line begins with a half note G4, followed by quarter notes A4, B4, and C5. This is followed by a triplet of eighth notes (B4, A4, G4), another triplet of eighth notes (F#4, E4, D4), and a final half note C4. The system concludes with a triplet of eighth notes (B4, A4, G4) and a triplet of eighth notes (F#4, E4, D4).

The fourth system of musical notation for CXXIV. It continues with the treble clef and three-sharp key signature. The bass line starts with a low octave G (marked with an '8') and a low octave C. The upper line begins with a half note G4, followed by quarter notes A4, B4, and C5. This is followed by a triplet of eighth notes (B4, A4, G4), another triplet of eighth notes (F#4, E4, D4), and a final half note C4. The system concludes with a triplet of eighth notes (B4, A4, G4) and a triplet of eighth notes (F#4, E4, D4).



# CXXIV

20.04.2018

**T**  
**A**  
**B**

2-0-3 | 2- | 3-5-3-2-0-0-2 | 0- | 0-2-3-2 |

3-2-0-3-2-0 | 0-0-0-0-9 | 0-1- | 2- | 0-2- |

1-1-0 | 0-0-1- | 2- | 0-2- |

3 3 3 3 2

4

**T**  
**A**  
**B**

2-0-0-2-0-0- | 2-3-2- | 0-2-0- | 0-0-3- |

0-3-2-3-3-3-3-2- | 3-2-3-0- | 2-0-2-0-2-0- | 0-2-3-2-3-3-3- |

0- | 0- | 2- | 2- |

3 3 3 3 3 3

8

**T**  
**A**  
**B**

2-0-0- | 2-0-0- | 3-2- | 2- |

3-3-2-3- | 3-3-3-2-3-2-0-0-2- | 0-2-0-0-3-2- | 0-0-0- |

3- | 0-4- | 5-4-2- | 0-0-0-8- |

0- | 2-3- | 2- | 2-7- |

3 3 3 3 2 3 2 7

# CXXV

23.04.2018

Musical staff 1, measures 1-5. The key signature is three sharps (F#, C#, G#). The staff contains a treble clef, a common time signature, and a bass clef. The music features a melodic line in the treble and a bass line in the bass. A fermata is placed over the final note of the fifth measure.

6

Musical staff 2, measures 6-11. The key signature is three sharps. The staff contains a treble clef, a common time signature, and a bass clef. The music features a melodic line in the treble and a bass line in the bass. A fermata is placed over the final note of the eleventh measure.

12

Musical staff 3, measures 12-17. The key signature is three sharps. The staff contains a treble clef, a common time signature, and a bass clef. The music features a melodic line in the treble and a bass line in the bass. A fermata is placed over the final note of the seventeenth measure.

18

Musical staff 4, measures 18-23. The key signature is three sharps. The staff contains a treble clef, a common time signature, and a bass clef. The music features a melodic line in the treble and a bass line in the bass. A fermata is placed over the final note of the twenty-third measure.

# CXXV

23.04.2018

7

T: 10-10-10 | 9-7 | 10-9-10 | 7 | 10-9-7-6-7-9 | 10 | 10 | 0 | 0 | 9-7 | 5-4 | 7-5 | 5  
 A: 0 | 0 | 0 | 0 | 0 | 0 | 0 | 0 | 0 | 0 | 0 | 0 | 0  
 B: 0 | 0 | 0 | 0 | 0 | 0 | 0 | 0 | 9-7-9 | 7-9 | 10 | 10 | 10

7

T: 2-2-0-2 | 3-2-0 | 2-0-2-3-2-0 | 3-2 | 3-2-0-0-2 | 0-2-3-2-3 | 0 | 2-0-2-3 | 3 | 3 | 3 | 3  
 A: 0 | 0 | 0 | 3-2 | 0 | 4 | 0-2-3-2-3 | 0 | 0 | 0 | 0 | 0 | 0  
 B: 2 | 2 | 2 | 2 | 2 | 2 | 3 | 0 | 0 | 0 | 0 | 0 | 0

13

T: 5-3-2 | 3-2-0 | 2-2-2-0 | 3-2-3 | 2-0-2-3-0 | 3-0 | 2-2-0 | 3-2 | 3-2 | 3-2  
 A: 0 | 5 | 0 | 0 | 0 | 0 | 0 | 0 | 0 | 0 | 0 | 0 | 0 | 0 | 0 | 0  
 B: 0 | 0 | 0 | 2 | 0 | 0 | 0 | 0 | 3 | 0 | 2 | 0 | 0 | 0 | 0 | 0

18

T: 0-0 | 3-2-0 | 3-3-2-0-2 | 4 | 0-2-3 | 0 | 2 | 2 | 2 | 2 | 2 | 2 | 2  
 A: 0 | 0 | 0 | 0 | 0 | 4 | 0 | 0 | 0 | 0 | 0 | 0 | 0 | 0 | 0 | 0  
 B: 2 | 2 | 2 | 2 | 2 | 2 | 2 | 2 | 2 | 2 | 2 | 2 | 2 | 2 | 2 | 2

# CXXVI

24.04.2018

Musical staff 1: Treble clef, key signature of three sharps (F#, C#, G#), 8/8 time signature. The staff contains a sequence of notes and rests, including a triplet of eighth notes in the final measure.

7

Musical staff 2: Treble clef, key signature of three sharps, 8/8 time signature. The staff contains a sequence of notes and rests, including a triplet of eighth notes in the final measure.

13

Musical staff 3: Treble clef, key signature of three sharps, 8/8 time signature. The staff contains a sequence of notes and rests, including a triplet of eighth notes in the final measure.

21

Musical staff 4: Treble clef, key signature of three sharps, 8/8 time signature. The staff contains a sequence of notes and rests, including a triplet of eighth notes in the final measure.

29

Musical staff 5: Treble clef, key signature of three sharps, 8/8 time signature. The staff contains a sequence of notes and rests, including a triplet of eighth notes in the final measure. The piece concludes with a double bar line and a repeat sign.

# CXXVI

24.04.2018

8

8

$\text{♩} = \text{♩}$

14

14

23

23

31

31



$\text{♩} = \text{♩}$

31

$\text{♩} = \text{♩}$

# CXXVII

25.04.2018



# CXXVII

25.04.2018

5 8-7-5 0 3-2-0

5 5 8-7-5 7-8-7 0 0 3-2-0 2

7-7 7 7 0 8 2 0 0

5 7 7 2 2 2-3-2 2-0 0

The first system of music consists of a TAB staff and a guitar staff. The TAB staff has four lines. The top line contains fret numbers: 5, 8-7-5, 0, 3-2-0. The second line contains: 5, 5, 8-7-5, 7-8-7, 0, 0, 3-2-0, 2. The third line contains: 7-7, 7, 7, 0, 8, 2, 0, 0. The bottom line contains: 5, 7, 7, 2, 2, 2-3-2, 2-0, 0. Below the TAB staff is a guitar staff with notes and stems. The first two measures have two dotted quarter notes on the 5th fret. The next two measures have eighth notes on the 5th fret. The final two measures have eighth notes on the 2nd fret.

6

0-2 2-0-2-3-2-0 0-2 0-2-3-2-0 0-2 0-2-3-2-0 2-3

2-0-2-3 0 3-2 0-2-3 2-3 3 0 0

0 0 2-0 2-2-2-2

2 2 3 2-2-2-2

*J. = J.*

The second system of music consists of a TAB staff and a guitar staff. The TAB staff has four lines. The top line contains fret numbers: 0-2, 2-0-2-3-2-0, 0-2, 0-2-3-2-0, 0-2, 0-2-3-2-0, 2-3. The second line contains: 2-0-2-3, 0, 3-2, 0-2-3, 2-3, 3, 0, 0. The third line contains: 0, 0, 2-0, 2-2-2-2. The bottom line contains: 2, 2, 3, 2-2-2-2. Above the second measure of the guitar staff is the tempo marking *J. = J.*. Below the TAB staff is a guitar staff with notes and stems. The first six measures have eighth notes on the 2nd fret. The last two measures have quarter notes on the 2nd fret.

11

2 0 3-2 3-2 0 0 7

0 0 3-2 0 4 0 0 0

2 2 2 10-9 7

The third system of music consists of a TAB staff and a guitar staff. The TAB staff has four lines. The top line contains fret numbers: 2, 0, 3-2, 3-2, 0, 0, 7. The second line contains: 0, 0, 3-2, 0, 4, 0, 0, 0. The third line contains: 2, 2, 2, 10-9, 7. Below the TAB staff is a guitar staff with notes and stems. The first four measures have eighth notes on the 2nd fret. The fifth measure has an eighth note on the 2nd fret and a quarter note on the 10th fret. The sixth measure has a quarter note on the 7th fret.

# CXXVIII

25.04.2018

Musical notation for the first system, featuring a treble clef, a key signature of two sharps (F# and C#), and a common time signature. The notation includes a complex melodic line with many beamed notes and a bass line with chords and single notes. A double bar line is present near the end of the system.

Musical notation for the second system, featuring a treble clef, a key signature of two sharps (F# and C#), and a common time signature. The notation includes a melodic line with notes and chords, and a bass line with notes and chords. Labels "Harm12" and "H7" are placed above the notes. A double bar line is at the end of the system.



# CXXVIII

25.04.2018

2-0 0 2-0 0 2 5-3-2-3-2-0 2 2-0  
3-3 3-2-3 0 3-2-3 3 0 0 0 0 0 0 2-3  
0 0 2 0 0 2 0 0 0 0 0 0  
0 0 2 0 0 2 0 0 0 0 0 0

|||



8

10 9 7 9 Harm12 H7  
0 0 11 0 0 0  
9 9 9 9 9 9  
9 9 9 9 9 9

|||

# CXXIX

26.04.2018



# CXXIX

26.04.2018

0-0 3-3-2 2-0 3 5-5 3-2 2-0 3 3-2 2 3-2-0 2-0

2 4 2 0 4 5 0 0 0 4

Diagrammatic representation of the first six measures of the piece, showing fret positions on a six-string guitar.

7

0-2-3 2-0 2 2-0-2-3-2 2-0-2-3-2-0 3 3-2 2-3-2 2-0-2 2-0-2-3-2-0-2

0 0 2 2 0 2 2 0 0 2 0

Diagrammatic representation of measures 7 through 11, showing fret positions on a six-string guitar.

12

2-2-0 0 3 3-2-3-2-0 2-3-2 2-0-2 2-2-2 2-2-2 2-2-2 2-2-2

3 0 0 0 3 2 0

Diagrammatic representation of measures 12 through 14, showing fret positions on a six-string guitar.

15

2-3-2 0 2-0-2 2-2-2 2-2-2 2-2-2 2-2-2 2-2-2

0 2 3 2 0

Diagrammatic representation of measures 15 and 16, showing fret positions on a six-string guitar.

17



3-3-3 3-3-3 2-2-2 2-2-2 0 0 0 2 3 0 3-2 0

0 0 0 0 0 0 0

Diagrammatic representation of measures 17 and 18, showing fret positions on a six-string guitar. The piece ends with a double bar line.

# CXXX

28.04.2018



# CXXX

28.04.2018

2-3-2 | 3 | 2-0-2-0-2-3 | 2 | 3-3-2 | 2-3-2-0 | 2-3-2-0 | 2-3-0 | 2

0 | 2 | 0 | 0 | 0-3-2-0 | 0 | 0 | 0

2 | 2 | 0 | 2 | 2 | 2

The first system of TAB notation consists of three measures. The first measure has a top line with notes 2, 3, 2 and a second line with a 3. The second measure has a top line with notes 2, 0, 2, 0, 2, 3 and a second line with a 0. The third measure has a top line with notes 2, 3, 3, 2 and a second line with a 0. The fourth measure has a top line with notes 2, 3, 2, 0 and a second line with a 0. The fifth measure has a top line with notes 2, 3, 2, 0 and a second line with a 0. The sixth measure has a top line with notes 2, 3, 0 and a second line with a 0. The seventh measure has a top line with a 2 and a second line with a 2. Below the staff are seven guitar chord diagrams corresponding to the notes in each measure.

6

3-2-3-2-3 | 0-2-0 | 3 | 3-2 | 0 | 2-3-2-0-2-3 | 0-2 | 3-2-0-2-0-0 | 0

0 | 0 | 0 | 0 | 0 | 0 | 0-3-3-2-3-2 | 0

2 | 2 | 2 | 2 | 2 | 2 | 2 | 0 | 4

The second system of TAB notation consists of three measures. The first measure has a top line with notes 3, 2, 3, 2, 3 and a second line with a 0. The second measure has a top line with notes 0, 2, 0 and a second line with a 3. The third measure has a top line with notes 3, 2 and a second line with a 0. The fourth measure has a top line with notes 0, 2-3-2-0-2-3 and a second line with a 0. The fifth measure has a top line with notes 0, 2 and a second line with a 0. The sixth measure has a top line with notes 3, 2, 0, 2, 0, 0 and a second line with a 0. The seventh measure has a top line with a 0 and a second line with a 0. The eighth measure has a top line with a 2 and a second line with a 0. The ninth measure has a top line with a 2 and a second line with a 4. Below the staff are nine guitar chord diagrams corresponding to the notes in each measure.

9

3-2-0-2-0 | 0 | 0-2-3 | 0-2-0 | 2



5-3-3-1-3-1 | 0 | 0-2-3 | 0 | 0

2 | 2 | 2 | 2 | 2 | 2

The third system of TAB notation consists of three measures. The first measure has a top line with notes 3, 2, 0, 2, 0 and a second line with a 0. The second measure has a top line with notes 0, 2-3 and a second line with a 0. The third measure has a top line with notes 0, 2, 0 and a second line with a 0. The fourth measure has a top line with a 2 and a second line with a 0. The fifth measure has a top line with a 2 and a second line with a 0. The sixth measure has a top line with a 2 and a second line with a 0. Below the staff are six guitar chord diagrams corresponding to the notes in each measure.

# CXXXI

29.04.2018



# CXXXI

29.04.2018

7 5 7 7 2 0 0 2 2 3 2 0 0  
5 8 7 5 8 7 7 0 2 3 2 3 3 2 3  
0 5 4 5 4 0 2

5

2 0 2 3 2 0 2 3 3 2 3 2 2 0 3 2  
1 0 0 2 3 0 2 3 0 3 2 3 2 3 3 2  
2 0 2 2

8



3 2 0 2 0 0 0 2 0 0 2 0 0 2 0 2 0 8 7  
3 3 2 0 2 3 3 2 3 2 3 2 0 3 2 0 4 4  
2 0 4 2 0 3

12

7 8 7 7 0 0  
5 8 7 4 0 0  
0 2 0

# CXXXII

03.05.2018





# CXXXII

03.05.2018

2 2 0 0 2 0 0 2 2 3 2 0 0 3 2 3 2 0 0 3 2 3

TAB 0 0 2 2 0 5 3 2 3

5

3 2 0 2 3 0 0 2 2 3 2 3 2 0 2 3 2 0 3 0 2 0 2 0 0 3 2 3

TAB 2 0 3 2 0 4 2 0 3

9

2 3 2 0 2 0 3 2 3 0 0 2 2 3 2 2 0 3 2 3 0 2 0 3 2 3 0

TAB 0 2 1 0 0 2 2 0 2

12

2 2 0 3 2 0 3 2 2 0 3 2 0 2 0 3 3 2 0 0 2 0 0 2 0 0

TAB 0 3 2 0 4 0 2 0 0 2

# CXXXIII

04.05.2018

Harm12

8 Preludium

8 Fantasi

15

21

25

30

33

2

36 Harm12

8

43

8

50

8

54

8

59

8

3

3

# CXXXIII

04.05.2018

(Harm12)

TAB

Preludium

Detailed description: This system contains the first six measures of the piece. The top staff shows fret numbers: (0), (2), (0), (3), (2), (2), 10-9, 10, 9-10, 9, 10-9, 7-10, 10-9, 0, 2, 3-2. The middle staff shows fret numbers: 2, 4, 0, 2, 7, 9, 10, 9, 12, 0, 5. The bottom staff shows fret numbers: 2, 7, 10, 9. Below the staff are six vertical bar lines representing the string positions for each measure.

9

TAB

Fantasi

Detailed description: This system contains measures 7 through 12. The top staff shows fret numbers: 2, 0, 2-3, 0, 2, 3, 7, 0, 0, 0, 2, 2, 0, 2-3, 2-0, 2-3, 3, 2, 0, 0, 7. The middle staff shows fret numbers: 0, 4, 0, 2, 2, 7, 2, 0, 0, 2, 7. The bottom staff shows fret numbers: 4, 0, 2, 7, 2, 0, 2, 7. Below the staff are six vertical bar lines representing the string positions for each measure.

17

TAB

Detailed description: This system contains measures 13 through 16. The top staff shows fret numbers: 8, 7, 5, 7, 7, 5, 8, 7, 7, 0, 3, 3, 2, 0, 2, 3, 0, 0, 2, 3, 2, 0, 0, 3, 0. The middle staff shows fret numbers: 0, 8, 7, 0, 3, 3, 2, 0, 2, 3, 0, 3, 1, 0, 0, 3, 2. The bottom staff shows fret numbers: 2, 0, 3, 2. Below the staff are six vertical bar lines representing the string positions for each measure.

22

TAB

Detailed description: This system contains measures 17 through 21. The top staff shows fret numbers: 3, 2, 0, 2, 3, 0, 2, 3, 2, 5, 3, 3, 2, 0, 2, 0, 3, 2, 3, 0, 2, 0, 2, 0, 0, 2, 0, 0, 3, 0. The middle staff shows fret numbers: 2, 0, 0, 4, 2, 0, 2, 3, 3, 3, 1. The bottom staff shows fret numbers: 2, 2. Below the staff are six vertical bar lines representing the string positions for each measure.

27

TAB

Detailed description: This system contains measures 22 through 26. The top staff shows fret numbers: 2, 2, 2, 3, 3, 3, 0, 0, 0, 2, 2, 2, 3, 2, 2, 0, 2, 3, 0, 2, 0, 3, 2, 2, 3, 0, 2, 0, 2, 3, 0. The middle staff shows fret numbers: 3, 3, 3, 3, 2, 3, 2, 0, 0, 0, 0, 2, 3, 2, 0, 0, 1. The bottom staff shows fret numbers: 0, 2, 2, 0, 2, 3. Below the staff are six vertical bar lines representing the string positions for each measure.


32

TAB

Detailed description: This system contains measures 27 through 31. The top staff shows fret numbers: 2, 2, 2, 0, 0, 3, 2, 3, 3, 2, 3, 2, 0, 0, 0, 0, 0, 0, 0, 0, 2, 0, 2, 3, 2, 0, 2, 3, 0, 0, 2. The middle staff shows fret numbers: 1, 0, 0, 0, 2, 0, 2, 3, 2, 0, 2, 3, 3, 2, 0. The bottom staff shows fret numbers: 2, 2, 0, 2, 3, 2, 0, 2, 3, 3, 2, 0. Below the staff are six vertical bar lines representing the string positions for each measure.

2

35

 (Harm12)

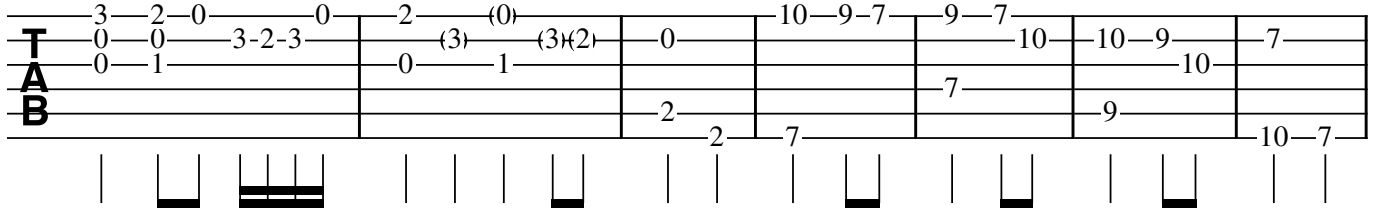
VII

3 2 0 0 2 (0) 10 9 7 9 7 10 10 9 7

0 0 3 2 3 0 (3) 1 (3 2) 0 2 7 10 10 9 7

0 1 0 0 1 0 1 0 7 9 10 7

2 7 2 7 9 10 7

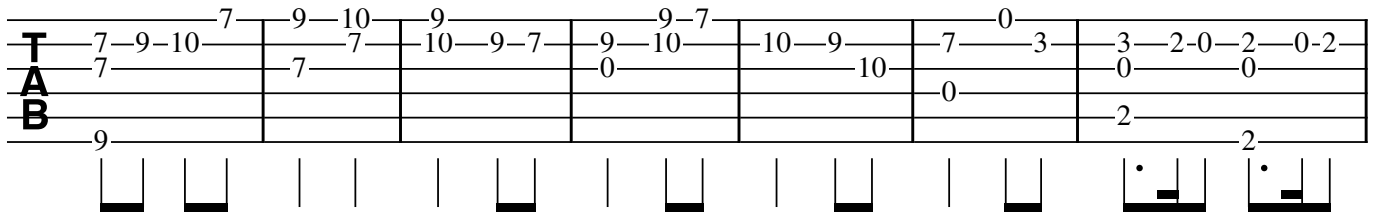


42

7 9 10 7 9 10 9 9 7 9 9 7 10 9 7 0 3 3 2 0 2 0 2

7 7 7 10 9 7 0 10 10 10 7 0 0 0 0 0 0

9 2 2

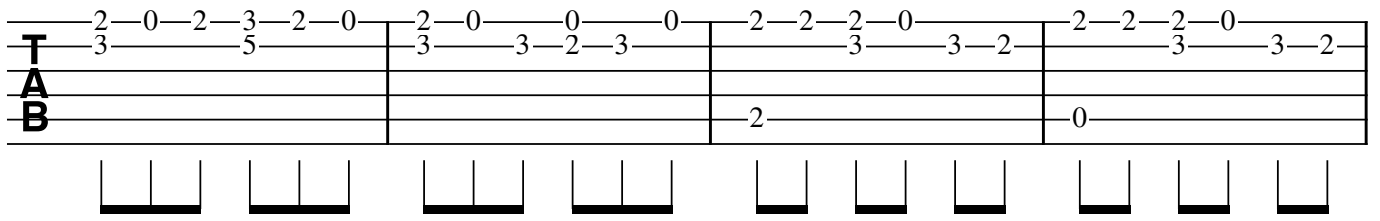


49

2 0 2 3 2 0 2 0 0 0 2 2 2 0 2 2 2 0 2 2 2 0

3 5 3 3 2 3 3 2 3 3 3 2 3 3 3 2

2 0

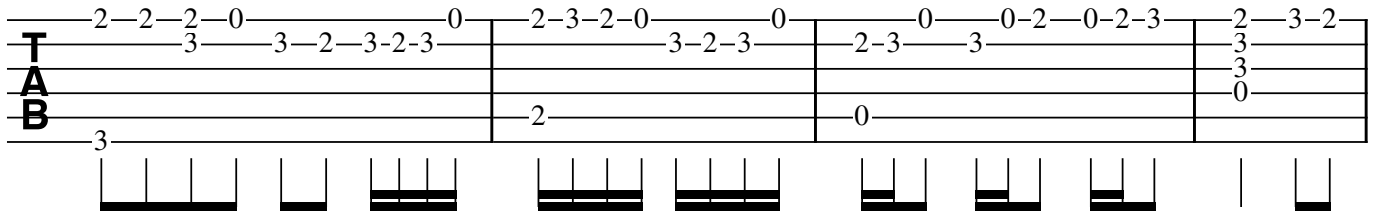


53

2 2 2 0 2 3 2 0 2 3 2 0 2 3 0 0 2 0 2 3 2 3 2

3 3 2 3 2 3 3 2 3 2 3 3 3 0 0

3 2 0

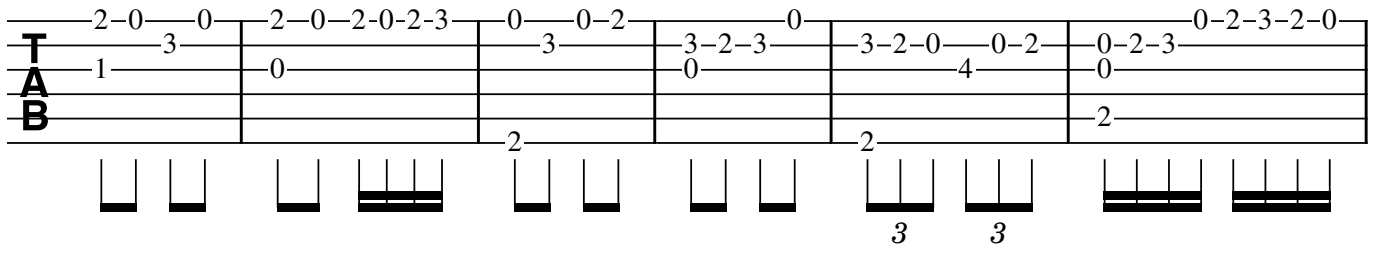


57

2 0 0 2 0 2 0 2 3 0 0 2 3 2 0 0 2 0 2 3 2 0

1 3 0 3 0 3 2 3 3 2 0 0 2 0 2 3 0

2 2 3 3 2



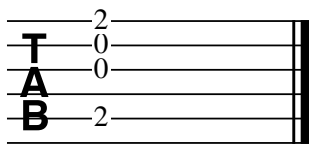
63

2

0

0

2



|

# CXXXIV

05.05.2018

8

6

10

15

21

26

29

Rasg.

3 3



2

31

T  
A  
B

7—5—7—8—5—8—5—7—9—7—9—10—5

0




7  
8  
0

|•



# CXXXV

06.05.2018



# CXXXV

06.05.2018

7-5 | 8-7-5 | 8 5 | 7-5 | 5 | 7 0 | 2-3-2 | 0 0 | 2-3-5-2

T  
A  
B

10

0-2-3-0 | 3-2 | 3 0-2 | 2-3 | 2-0 | 0 2-3-2 | 2-0

T  
A  
B

19

0 | 3-2-3 | 3-2-3 0-2-0 | 3-2 | 2-0-2-3 | 0 | 0-2-3 | 0-2-0-2-3-2-0 | 3-2 | 3-2-0

T  
A  
B

24

2-3 | 8-7-5 | 7 0 | 8-7 0 | 2-3-5 | 7-8 | 7-5 | 8-7 | 7 | 3-2

T  
A  
B

34

0 2 3 0 2 0 3 0 | 2

T  
A  
B

# CXXXVI

07.05.2018



# CXXXVI

07.05.2018

7

TAB notation for measures 7-10. Measure 7: Treble clef (T), Bass clef (B). Fingering: 2-3-2 (top), 3-5 (middle), 0 (bottom). Measure 8: Treble clef (T), Bass clef (B). Fingering: 2-0 (top), 3 (middle), 4 (bottom). Measure 9: Treble clef (T), Bass clef (B). Fingering: 2-0 (top), 7 (middle), 9 (bottom). Measure 10: Treble clef (T), Bass clef (B). Fingering: 10-9-7-9 (top), 7 (middle), 0 (bottom).

7

TAB notation for measures 11-14. Measure 11: Treble clef (T), Bass clef (B). Fingering: 2-0-2-3-2-0 (top), 3-2 (middle), 0 (bottom). Measure 12: Treble clef (T), Bass clef (B). Fingering: 3-2 (top), 0-2 (middle), 2-3-0 (bottom). Measure 13: Treble clef (T), Bass clef (B). Fingering: 2-3-2-3-2-0-2-0 (top), 4 (middle), 2 (bottom). Measure 14: Treble clef (T), Bass clef (B). Fingering: 0-2-3-5 (top), 4 (middle), 0 (bottom).

11

TAB notation for measures 15-18. Measure 15: Treble clef (T), Bass clef (B). Fingering: 7-8-7-5 (top), 8-7-5 (middle), 0 (bottom). Measure 16: Treble clef (T), Bass clef (B). Fingering: 0 (top), 0 (middle), 2 (bottom). Measure 17: Treble clef (T), Bass clef (B). Fingering: 0 (top), 0 (middle), 2 (bottom). Measure 18: Treble clef (T), Bass clef (B). Fingering: 0 (top), 2 (middle), 3-2 (bottom). Measure 19: Treble clef (T), Bass clef (B). Fingering: 2 (top), 0 (middle), 3 (bottom). Measure 20: Treble clef (T), Bass clef (B). Fingering: 2 (top), 0 (middle), 4 (bottom).

17

TAB notation for measures 21-22. Measure 21: Treble clef (T), Bass clef (B). Fingering: 2 (top), 0 (middle), 3 (bottom). Measure 22: Treble clef (T), Bass clef (B). Fingering: 0 (top), 2 (middle), 0 (bottom).

# CXXXVII

07.05.2018

Musical notation for measures 1-6. The piece is in G major (one sharp) and 8/8 time. Measure 1 starts with a treble clef, a key signature of one sharp, and a common time signature of 8. A triplet of eighth notes is marked with a '3' above it. The bass line consists of a steady eighth-note accompaniment.

Musical notation for measures 7-13. The notation continues with eighth-note patterns in both the treble and bass staves. Measure 13 ends with a key signature change to G minor (two sharps).

Musical notation for measures 14-20. The piece remains in G minor. The treble staff features more complex rhythmic patterns, including sixteenth-note runs, while the bass line continues with eighth notes.

Musical notation for measures 21-26. The notation continues in G minor. Measure 26 ends with a key signature change to G major (one sharp).

Musical notation for measures 27-30. The piece is now in G major. Measure 27 is marked with a '3' above it. Measure 29 is marked 'Harm12'. The piece concludes with a double bar line at the end of measure 30.

# CXXXVII

07.05.2018

2-3-2 2 0 2-3-2 0

TAB 0-1-0 0-2-3-3 3-3-2-3 2 0-0 3-3-2-3

2-2-2-2 2-2-2 2-2 2-2 2-2 2-2

3 3

8

2-0-0 0 2-0-0 0

TAB 0-3-3-2-3 2 3-2-3 3 3 2 2-3-2-3-2-0

0 0 0 0 0 0-2-3-3 0 0

2-2 2-2 2-2 2-2 2-2-0 2-2-2 2-2-2

15

2-3 2-0-0 II 2-4-5 4 2 0

TAB 3-2 3 3 2-4-5 4 3 2 3

2 0-0 0 0 0 5 0 5

2-2 2-2 2-2 2-2-0 2-2-2 2-2 2-2 2-2 2-2

24

0-2 2 2-0-2 3 0-2 2-2-0 2 Harm12

TAB 2-3-2 2 0-0-0 0 2-3 0-0 0-0 0-0

3 0 2 2 0 0 2 2

2-2 2-2 2-2 2-2-0 2-2-0 2-2 2-2

# CXXXVIII

08.05.2018

Musical staff 1, measures 1-4. Treble clef, key signature of three sharps (F#, C#, G#), and a common time signature (C). The staff contains a series of chords and single notes, including dotted notes and eighth notes.

Musical staff 2, measures 5-8. Treble clef, key signature of three sharps, and a common time signature. The staff features a sequence of eighth notes in the upper voice and chords in the lower voice.

Musical staff 3, measures 9-12. Treble clef, key signature of three sharps, and a common time signature. This staff includes triplet markings (indicated by the number '3') over groups of notes in both the upper and lower voices.

Musical staff 4, measures 13-16. Treble clef, key signature of three sharps, and a common time signature. The staff concludes with a final cadence, including a double bar line and a repeat sign.

# CXXXVIII

08.05.2018

7-9 10-9-7-9-10 10-9-7-9-7 7-9-10-9-7 7

TAB

6

9-10-12 7-9-10 9-7-9-7 7 9-7 7

TAB

10

2-0 0 0 5-4-5-7 9-7-7 9-9 9-7 10-9-7

TAB

17

5

TAB

|•



# CXXXIX

09.05.2018

8 Preludium

8 Lento

14

18

22

24

27

# CXXXIX

09.05.2018

10-9 | 9-7 | 10-9 | 10-9-10-12 | 9-10 | 12-10-9 | 10-9-7 | 9-7 | 5-4

**T** 9 | 9 | 10 | 0 | 11 | 9 | 0 | 0

**A**

**B**

Preludium

9

5-4-2 | 5 | 5-3-2 | 3-2-3 | 0-2-0-2-4 | 5 | 2 | 3 | 5-3-2-2 | 2-4-5 | 4-2 | 5

**T** 0 | 4 | 0 | 0 | 0 | 3 | 1 | 0 | 4-2 | 4 | 4

**A**

**B**

Lento

15

9-10-9 | 9-7 | 7-9-10 | 12-10-9 | 7 | 7-9-7 | 10-9-10 | 10-9-10 | 10 | 10 | 10-9 | 10-9 | 10-9

**T** 0 | 0 | 0 | 11 | 0 | 0 | 0

**A**

**B**

19

0-2-0-2-4 | 0-2-4 | 5-4-2 | 4-2-4-5-4-2 | 4-2-4-5-4-2 | 4-2-4-5-4-2

**T** 3-2-3 | 0 | 2 | 2 | 2 | 5-4 | 2 | 5-4

**A**

**B**

0-2-4 | 0 | 4 | 4

23

2-0-2-4-2-0 | 0-2-4 | 0 | 2 | 5-4-4-2-4-5-4-2-2-5 | 5-4-2-4-5 | 2-4 | 2-0-5

**T** 0 | 4-4 | 3 | 3 | 5 | 4 | 5 | 5-4-2-4-5 | 2-4

**A**

**B**

2 | 2 | 0

26

4-2 | 5-4-2 | 4-2 | 5-4-2 | 5-10 | 9 | 9-7 | 10 | 10 | 10

**T** 2 | 2 | 2 | 2 | 6 | 7 | 7 | 10 | 10 | 10


**A**

**B**

4 | 4 | 4 | 4 | 0 | 0 | 0

# CXL

10.05.2018



# CXL

10.05.2018

**T  
A  
B**

5-4 | 5-4-5-7 | 9-10-9 | 7-10 | 7-9 | 9-7 | 9 | 10-10 | 9-9 | 12-10-9

0 | 0 | 0 | 0 | 0 | 0 | 0 | 11

Diagram showing fret positions for measures 1-8. Measure 1: 5 on 5th string, 4 on 4th. Measure 2: 5 on 5th, 4 on 4th, 5 on 5th, 7 on 7th. Measure 3: 9 on 9th, 10 on 10th, 9 on 9th. Measure 4: 7 on 7th, 10 on 10th. Measure 5: 7 on 7th, 9 on 9th. Measure 6: 9 on 9th, 7 on 7th. Measure 7: 9 on 9th. Measure 8: 10 on 10th, 10 on 10th, 9 on 9th, 9 on 9th. Measure 9: 12 on 12th, 10 on 10th, 9 on 9th. Measure 10: 11 on 11th.

9

**T  
A  
B**

10-9-7-10 | 9-7-5 | 9-7 | 5 | 0-0-5-4 | 5-4-2-4-2-0 | 7-5-3

9 | 7 | 0 | 0 | 2 | 2 | 3 | 3 | 2 | 2 | 2 | 3 | 3 | 2 | 4 | 2 | 5

Diagram showing fret positions for measures 9-14. Measure 9: 10 on 10th, 9 on 9th, 7 on 7th, 10 on 10th. Measure 10: 9 on 9th, 7 on 7th, 5 on 5th. Measure 11: 9 on 9th, 7 on 7th. Measure 12: 5 on 5th. Measure 13: 0 on 0th, 0 on 0th, 5 on 5th, 4 on 4th. Measure 14: 5 on 5th, 4 on 4th, 2 on 2nd, 4 on 4th, 2 on 2nd, 0 on 0th. Measure 15: 7 on 7th, 5 on 5th, 3 on 3rd.

15

**T  
A  
B**

5 | 3-2 | 3 | 0-2-3 | 3 | 0-2-3 | 2-0 | 3-2-3 | 0 | 2 | 3 | 3 | 0

4 | 2 | 3 | 0 | 0 | 0 | 0 | 0 | 0

Diagram showing fret positions for measures 15-19. Measure 15: 5 on 5th, 3 on 3rd, 2 on 2nd. Measure 16: 3 on 3rd, 0 on 0th, 2 on 2nd, 3 on 3rd. Measure 17: 3 on 3rd, 0 on 0th, 2 on 2nd, 3 on 3rd. Measure 18: 2 on 2nd, 0 on 0th. Measure 19: 3 on 3rd, 2 on 2nd, 3 on 3rd. Measure 20: 0 on 0th. Measure 21: 2 on 2nd. Measure 22: 3 on 3rd. Measure 23: 3 on 3rd. Measure 24: 0 on 0th.

# CXLI

10.05.2018

6=D

8

This system contains the first four measures of the piece. It begins with a treble clef, a key signature of three sharps (F#, C#, G#), and a common time signature. The melody starts with a dotted quarter note on G4, followed by eighth notes on A4, B4, and C5. The bass line consists of a dotted quarter note on D3, followed by eighth notes on E3, F3, and G3. The piece concludes with a double bar line.

5

8

This system contains measures 5 through 8. The melody continues with eighth notes on D5, E5, F5, and G5. The bass line features a dotted quarter note on A3, followed by eighth notes on B3, C4, and D4. The system ends with a double bar line.

9

8

This system contains measures 9 through 12. The melody consists of quarter notes on G4, A4, B4, and C5. The bass line has a dotted quarter note on D3, followed by eighth notes on E3, F3, and G3. The piece concludes with a double bar line.

# CXLI

10.05.2018

6=D

Tablature for measure 6=D. The staff shows fret numbers: 2-0, 3-3-2-3-0, 2-0-2-0-2-4, 5-4-2-4-2-0, 2-0-2-3-2-0, 3-2. The bass staff shows fret numbers: 4, 2, 0. The diagram below shows the fretboard with notes indicated by dots and stems.

5

Tablature for measure 5. The staff shows fret numbers: 3-2-3, 0-2-0, 3-2-3, 0, 2-0, 3-3-2, 3-2-0-2, 3, 0, 3-2, 3-2-3, 0-2-0, 3-2. The bass staff shows fret numbers: 0, 0, 4, 2, 2, 0. The diagram below shows the fretboard with notes indicated by dots and stems.

9

Tablature for measure 9. The staff shows fret numbers: 5-3-2-3-2-0-2-0, 3-0, 3-2, 2, 3, 3. The bass staff shows fret numbers: 0, 0, 0, 0. The diagram below shows the fretboard with notes indicated by dots and stems.

# CXLII

11.05.2018

Musical staff 1, measures 1-8. Treble clef, key signature of two sharps (F# and C#), 8/8 time signature. The staff contains a melodic line with eighth and sixteenth notes and a bass line with eighth notes.

Musical staff 2, measures 9-17. Treble clef, key signature of two sharps, 8/8 time signature. The staff contains a melodic line with eighth and sixteenth notes and a bass line with eighth notes.

Musical staff 3, measures 18-26. Treble clef, key signature of two sharps, 8/8 time signature. The staff contains a melodic line with eighth and sixteenth notes and a bass line with eighth notes. Two fermatas are placed over the eighth measures.

Musical staff 4, measures 27-35. Treble clef, key signature of two sharps, 8/8 time signature. The staff contains a melodic line with eighth and sixteenth notes and a bass line with eighth notes.

Musical staff 5, measures 36-44. Treble clef, key signature of two sharps, 8/8 time signature. The staff contains a melodic line with eighth and sixteenth notes and a bass line with eighth notes.

Musical staff 6, measures 45-52. Treble clef, key signature of two sharps, 8/8 time signature. The staff contains a melodic line with eighth and sixteenth notes and a bass line with eighth notes. The piece concludes with a double bar line and repeat dots.

# CXLII

11.05.2018

6=D

9

18

27

36

45

The image displays a guitar tablature for a piece titled 'CXLII', dated '11.05.2018'. The music is written on six-line staves, with fret numbers indicating fingerings. The piece is in the key of D major (6=D). The notation includes various techniques such as bends, slides, and double stops, indicated by symbols like double arrows and slurs. The piece is divided into measures, with measure numbers 9, 18, 27, 36, and 45 marked. Chord diagrams are provided for measures 1, 9, 18, 27, 36, and 45. The piece concludes with a double bar line and a final chord diagram in measure 45.



# CXLIII

11.05.2018

6=D  
8

Musical notation for the first system, measures 1-5. It features a treble clef, a key signature of two sharps (F# and C#), and a common time signature (C). The melody consists of eighth notes and quarter notes, with a repeat sign in the fourth measure. The bass line consists of quarter notes and eighth notes.

6

Musical notation for the second system, measures 6-10. It features a treble clef, a key signature of two sharps (F# and C#), and a common time signature (C). The melody continues with eighth and quarter notes. The bass line consists of quarter notes and eighth notes.

11

Musical notation for the third system, measures 11-13. It features a treble clef, a key signature of two sharps (F# and C#), and a common time signature (C). The melody concludes with a double bar line. The bass line consists of quarter notes and eighth notes.

# CXLIII

11.05.2018

6=D

**T**  
**A**  
**B**

2-3-2 2-0 3-2-3 3-2-0-2-0 0-0 2-0 2-3-2

0 0 2-0 0 0 0

0 0 0 0 0 0

7

**T**  
**A**  
**B**

5 3-2-3 3 2-0-2 3-2-3 2 3-2-0-2-0 0-0-3-2-0

4 2 0 2-0 0

0 0 0 0 0 0

12

**T**  
**A**  
**B**

3-2-3 0-2-0 3-2 2-3-3

0 0 0 0

0 0 0 0

# CXLIV

12.05.2018

6=D 8

The first system of music contains measures 6, 7, and 8. It is written in treble clef with a key signature of three sharps (F#, C#, G#) and a common time signature. Measure 6 begins with a treble clef, a sharp sign, and the number '8' below the staff. The melody consists of eighth notes and quarter notes, with some beamed eighth notes. Measure 7 continues the melodic line. Measure 8 features a quarter note followed by a dotted quarter note, then a quarter note, and finally a dotted quarter note.

6

The second system of music contains measures 6, 7, and 8. It is written in treble clef with a key signature of three sharps (F#, C#, G#) and a common time signature. Measure 6 begins with a treble clef, a sharp sign, and the number '6' above the staff. The melody consists of eighth notes and quarter notes, with some beamed eighth notes. Measure 7 continues the melodic line. Measure 8 features a quarter note followed by a dotted quarter note, then a quarter note, and finally a dotted quarter note.

10

The third system of music contains measure 10. It is written in treble clef with a key signature of three sharps (F#, C#, G#) and a common time signature. Measure 10 begins with a treble clef, a sharp sign, and the number '10' above the staff. The melody consists of a quarter note followed by a dotted quarter note, then a quarter note, and finally a dotted quarter note. The system ends with a double bar line.

# CXLIV

12.05.2018

6=D

3-2-0-2-0  
3-3  
3-2-0-2-3  
0  
2-3-2-5-3  
5  
0-2-0-3-2  
3  
0-2  
0

2  
1  
0  
0  
0  
0  
2  
3  
2-3  
0

2  
0  
4  
2  
2  
0

6

0-0-2  
3-2-0-2-0  
0-2-0-2-3-2-0  
2-0-2-0  
0-2-3-2-3  
3  
2-3-2  
3-2  
3-3  
3

1  
0  
5  
1  
0  
0  
0  
0  
0  
0  
0

0  
0  
0

10

3  
3  
0

|•

# Tristans Harpe

for renessanselutt eller gitar solo

2015-2022

**Bok IV**


Simen Kjærdsdalen

**Copyright Simen Kjærdsalen 2023**

**ISMN:** 979-0-9005156-3-5

## Garantert menneskelig kunst

Komposisjonene i *Tristans Harpe* er menneskeskapte. Dataverktøy er ikke brukt under noe stadium av tilblivelsesprosessen.



2016

## **Grunnstemming**

1 E (Diskant)

2 H

3 F#

4 D

5 A

6 E (Bass)

Avvik fra dette vil markeres.



# Tristans Harpe

Bok IV

# I

04.06.2018

Musical notation for the first system, measures 1-6. The key signature is two sharps (F# and C#). The notation is written on a grand staff with a treble clef and a bass clef. The music consists of eighth and sixteenth notes, with some chords and rests.

7

Musical notation for the second system, measures 7-12. The key signature is two sharps (F# and C#). The notation is written on a grand staff with a treble clef and a bass clef. The music consists of eighth and sixteenth notes, with some chords and rests.

13

Musical notation for the third system, measures 13-18. The key signature is two sharps (F# and C#). The notation is written on a grand staff with a treble clef and a bass clef. The music consists of eighth and sixteenth notes, with some chords and rests. The system ends with a double bar line and a repeat sign.

# I

04.06.2018

10-10-10-9 | 9-7 | 7-5-7 | 5-7 | 9-7 | 9-7-7-9

TAB

7

10-9-9 | 10-9-7-9-7 | 9-10-9 | 7-9-7 | 5-7-5 | 3-5-3

TAB

13

2-3-2 | 2-0-0-0 | 0-2-3-0 | 2

TAB

# II

Sta. Sunnivas Havseillas

05.06.2018

Musical staff 1, measures 1-7. Treble clef, key signature of two sharps (F# and C#), 8/8 time signature. The staff contains a sequence of chords and melodic lines.

Musical staff 2, measures 8-11. Treble clef, key signature of two sharps, 8/8 time signature. Continuation of the musical piece.

Musical staff 3, measures 12-17. Treble clef, key signature of two sharps, 8/8 time signature. Continuation of the musical piece.

Musical staff 4, measures 18-21. Treble clef, key signature of two sharps, 8/8 time signature. Continuation of the musical piece.

Musical staff 5, measures 22-24. Treble clef, key signature of two sharps, 8/8 time signature. Continuation of the musical piece.

Musical staff 6, measures 25-29. Treble clef, key signature of two sharps, 8/8 time signature. Continuation of the musical piece.

Musical staff 7, measures 30-33. Treble clef, key signature of two sharps, 8/8 time signature. Continuation of the musical piece.

35

8

41

8

47

8

53

Harm12

8

58

8

66

8

73

8

77

8

80

Musical notation for measures 80-86. The key signature is two sharps (F# and C#). The notation includes a treble clef, a common time signature, and a bass clef. The melody in the treble clef consists of eighth and quarter notes, with some beamed eighth notes. The bass clef part features a prominent bass line with dotted notes and rests. A double bar line is present after measure 83.

87

Musical notation for measures 87-88. The key signature is two sharps (F# and C#). The notation includes a treble clef, a common time signature, and a bass clef. The melody in the treble clef consists of a few notes, including a dotted quarter note. The bass clef part features a few notes, including a dotted quarter note. The piece concludes with a double bar line.

# II

Sta. Sunnivas Havseillas  
05.06.2018

8

T  
A  
B

8

T  
A  
B

12

T  
A  
B

19

T  
A  
B

23

T  
A  
B

28

T  
A  
B

2

33

0 2-3-2 2-0-0 2-0

0 0 3 2 0 3-2-0

0 0 3 3 1 0 3

7 0 7-9-10-5-7-9 3-5 2-2-0 3 1 2 2

39

0 2 2-2-5-3 10-9-9-7 7 7-5

3-1 0-2-3 3 0 9-10-10-9 9-7-7 9-10-10-9 7-5

3 2 0 9 10 9 9

46

7-5 7-7 5 0-2-0 0-2-3-2-0

8 8 8 7-8-7 8-8 7 0-2-3 3-2 2-3

3 2 7-8-7 9 8 8-9-8 0 0 0

53

(Harm12)

2-0-2-3-2-0 (2)-0 2-0 2-0 2-0 2-0

0 3-2 2 0 0 3 (2)-0 4 0-2-3-2 2-0-2-3-3

0 0 (0) 3 4 0 1 0

3 2-0-2 1 2 2 2 2

59

3-2-7-9 10-9 9-7 10-9 9-7 10-9-7 9-7 10-9

0 0 10 0 10 0 10 9-7-9 10-9

9 0 0 0 0 10 9

68

9-7 7-0 5-3-2 3-2-0 2-0 0-2-0 0-2-0 0-3-2

8 3 3 2-0 4 4 3-2 3 2-0-2-3

7 4 2 2 2 3 3 0





# III

06.06.2018

Musical staff 1: Treble clef, key signature of three sharps (F#, C#, G#), 8/8 time signature. The staff contains a single melodic line with eighth and sixteenth notes.

Musical staff 2: Treble clef, key signature of three sharps, 8/8 time signature. The staff contains a single melodic line with eighth and sixteenth notes, starting at measure 7.

Musical staff 3: Treble clef, key signature of three sharps, 8/8 time signature. The staff contains a single melodic line with eighth and sixteenth notes, starting at measure 13.

Musical staff 4: Treble clef, key signature of three sharps, 8/8 time signature. The staff contains a single melodic line with eighth and sixteenth notes, starting at measure 18.

Musical staff 5: Treble clef, key signature of three sharps, 8/8 time signature. The staff contains a single melodic line with eighth and sixteenth notes, starting at measure 25.

# III

06.06.2018

9 10 9-7 0 0-2

T 0-0-0 0-0-0 10-10-9 10 9-10 9-7-4 2-0-4

A 0 8 0-0 0-0 0 10 3

B 9 8 0

8 II

T 5-4-4-2 4 7-8-7 5-7-5 0 2-0-2-3-2-0

A 2-2-2 2 5-8-10 7-7-7 8-7-8-7-8 10 7-0 2 0-3

B 4-2 2 6 8 7 8 7 0 8 0 2

15

T 0-0-2-0 0 0-2-3 2-2 5-5-9 10-10

A 3 3-2 3-2-3 2-0-2-3 0-0-2-3 3 3 7 0

B 0 2 0 3 0 0 0 0 9

21

T 9-7 7-9-10 10-10-9 10-9-7 9

A 10 10-9 10-9-10 0 10-9 0 5

B 0 0 0 0 7 5

# IV

07.06.2018

The musical score consists of seven staves of music, each beginning with a treble clef, a key signature of three sharps (F#, C#, G#), and a common time signature of 8. The notation includes various rhythmic values such as eighth and sixteenth notes, as well as rests and dynamic markings. The score is organized into measures, with measure numbers 4, 7, 10, 13, 16, and 18 indicated at the start of their respective staves. The music features a mix of melodic lines and harmonic accompaniment, with some measures containing complex rhythmic patterns and others featuring more straightforward harmonic support.

2

21

Musical notation for a piano exercise. The score is written on a grand staff with a treble clef and a key signature of two sharps (F# and C#). The piece begins with a treble clef and a time signature of 8. The first four measures feature a melody in the treble clef with a constant eighth-note accompaniment in the bass clef. The fifth measure contains a whole note chord in the treble clef and a whole note chord in the bass clef. The sixth measure contains a whole note chord in the treble clef and a whole note chord in the bass clef. The seventh measure contains a whole note chord in the treble clef and a whole note chord in the bass clef. The eighth measure contains a whole note chord in the treble clef and a whole note chord in the bass clef. The piece concludes with a double bar line.

# IV

07.06.2018

**TAB**

2-0 2-3-3 3-2 | 0 2-0 2-3 0-2 | 2-3-2 0-0 3

4

**TAB**

2-0-2-3-2-0-0 3-2-3 0 | 3-2-0-2-0-0 3 3-1 | 2-3-0-2-0 3

7

**TAB**

2 0 2 3 2 0 5-4 | 0 2 0 3 0 0 | 2-0-0-3-2-0-2-0 3

10

**TAB**

0 3-2-3 0-2 2-3 0 | 2-2 3 5-4-5-4-3-2-3-2-2-0-0 3 0 | 0-2-3 0-2 0-0 0

14

**TAB**

0-2 2-3 0-2 | 0 2 3 0-2 | 2-0 3 0 3-2-3-2-0-2-3 0-2

17

**TAB**

2-0 0 3 3-2-3-2-0 | 3-2-0-2-3-5-0-2-3 3 0-2 | 2-0-2-3-0 0-2 3

**2**


20

**T  
A  
B**


2 0 2 0 2 3 2  
2 3 3 3 2  
0 0 0  
0 0 0  
2 0 2 3  
2

# V


08.06.2018




Musical staff 1, measures 1-6. The staff is in treble clef with a key signature of three sharps (F#, C#, G#) and a common time signature (C). The music features a melody in the upper voice and a bass line in the lower voice. The melody consists of eighth and quarter notes, while the bass line is primarily composed of chords and some eighth notes.



Musical staff 2, measures 7-11. The staff continues the piece with similar melodic and harmonic patterns. Measure 7 is marked with a '7' above the staff. The piece concludes with a double bar line at the end of measure 11.



Musical staff 3, measures 12-17. The staff continues the piece with similar melodic and harmonic patterns. Measure 12 is marked with a '12' above the staff. The piece concludes with a double bar line at the end of measure 17.



Musical staff 4, measures 18-21. The staff continues the piece with similar melodic and harmonic patterns. Measure 18 is marked with a '18' above the staff. The piece concludes with a double bar line at the end of measure 21. There are triplets (marked with '3') in measures 18 and 19.



# V

08.06.2018

II

Measure 5: 5-5 | 4-2-4-5 | 5-5 | 4-2 | 4-5-2-4 | 5-4-2-4

2- | 2- | 2- | 2- | 2- | 2-

4- | 4- | 4- | 4- | 4- | 4-

2- | 4- | 2- | 4- | 4- | 2- 4

7

V

Measure 7: 4-2-0-2-4-2-0 | 0-0-2-4 | 9-7-5-7-5 | 7-7 | 2-0-2-4

0- | 0-4-2-4 | 0- | 5-5-9 | 9-7 | 5- | 0-

0- | 2- | 2- | 7- | 5- | 5- | 0-

2- | 2- | 2- | 7- | 7- | 7- | 2-

0- | 0- | 5- | 7- | 7- | 7- | 2-

13

II

Measure 13: 5-5 | 4-2 | 5-5-4-5-4-2-4 | 2-0 | 0- | 0-2-4

2- | 2- | 2- | 2- | 3- | 3-2-0 | 2-3 | 0-

4- | 4- | 4- | 0- | 3-3-2 | 3-2-0 | 2-3 | 2-

2- | 4- | 4- | 0- | 4- | 2- | 2- | 3- 3

19

Measure 19: 0- | 0- | 0- | 0-

2-3-0-2-4-0-2-4 | 0- | 0- | 0- | 0-

2- | 3- | 2- | 2- | 2- | 2- | 2- | 2-

0- | 0- | 0- | 0- | 0- | 0- | 0- | 0-

# VI

09.06.2018

8 H12

Musical notation for measures 1-6. The piece is in G major (one sharp). The notation is for a guitar, with a treble clef and a common time signature. The first measure starts with a whole chord of G major (G, B, D, F#) and a fingerings chart for the right hand: H12. The melody consists of eighth and quarter notes, while the bass line features a steady eighth-note accompaniment.

7

Musical notation for measures 7-13. The melody continues with eighth and quarter notes, and the bass line maintains its eighth-note accompaniment. The key signature remains G major.

14

Musical notation for measures 14-20. The melody continues with eighth and quarter notes, and the bass line maintains its eighth-note accompaniment. The key signature remains G major.

21

Musical notation for measures 21-27. The melody continues with eighth and quarter notes, and the bass line maintains its eighth-note accompaniment. The key signature remains G major.

28 H12

Musical notation for measures 28-34. The piece concludes with a final whole chord of G major (G, B, D, F#) and a fingerings chart for the right hand: H12. The notation is for a guitar, with a treble clef and a common time signature.

# VI

09.06.2018

H12

0-0-0-2 | 3-2-0-2-0-0 | 0-0-4-3 | 3-2-0 | 2-0-3 | 0-3-1 | 0-2

TAB

0 | 0 | 0 | 0 | 4 | 4 | 3 | 3-2-0 | 2-0-3 | 0-3-1 | 0-2

1 | 1 | 0 | 0 | 0 | 0 | 0 | 0 | 0 | 3 | 3-1 | 3

2 | 2 | 2 | 2 | 2 | 2 | 2 | 2 | 0 | 0 | 3 | 2

3 | 3 | 3 | 3 | 3 | 3 | 3 | 3 | 3 | 3 | 3 | 3

4 | 4 | 4 | 4 | 4 | 4 | 4 | 4 | 4 | 4 | 4 | 4

5 | 5 | 5 | 5 | 5 | 5 | 5 | 5 | 5 | 5 | 5 | 5

6 | 6 | 6 | 6 | 6 | 6 | 6 | 6 | 6 | 6 | 6 | 6

7 | 7 | 7 | 7 | 7 | 7 | 7 | 7 | 7 | 7 | 7 | 7

8 | 8 | 8 | 8 | 8 | 8 | 8 | 8 | 8 | 8 | 8 | 8

9 | 9 | 9 | 9 | 9 | 9 | 9 | 9 | 9 | 9 | 9 | 9

10 | 10 | 10 | 10 | 10 | 10 | 10 | 10 | 10 | 10 | 10 | 10

11 | 11 | 11 | 11 | 11 | 11 | 11 | 11 | 11 | 11 | 11 | 11

12 | 12 | 12 | 12 | 12 | 12 | 12 | 12 | 12 | 12 | 12 | 12

13 | 13 | 13 | 13 | 13 | 13 | 13 | 13 | 13 | 13 | 13 | 13

14 | 14 | 14 | 14 | 14 | 14 | 14 | 14 | 14 | 14 | 14 | 14

15 | 15 | 15 | 15 | 15 | 15 | 15 | 15 | 15 | 15 | 15 | 15

16 | 16 | 16 | 16 | 16 | 16 | 16 | 16 | 16 | 16 | 16 | 16

8

0-10-9-7 | 9-10-7 | 9-10-9-10 | 10-9-7 | 9-7-0 | 7-0-3 | 5-3-2 | 3-2-0

TAB

0-7-6 | 0-0 | 0-9 | 7-7 | 0-0 | 0-4 | 2-2 | 0-2

1-1 | 1-1 | 1-1 | 1-1 | 1-1 | 1-1 | 1-1 | 1-1

2-2 | 2-2 | 2-2 | 2-2 | 2-2 | 2-2 | 2-2 | 2-2

3-3 | 3-3 | 3-3 | 3-3 | 3-3 | 3-3 | 3-3 | 3-3

4-4 | 4-4 | 4-4 | 4-4 | 4-4 | 4-4 | 4-4 | 4-4

5-5 | 5-5 | 5-5 | 5-5 | 5-5 | 5-5 | 5-5 | 5-5

6-6 | 6-6 | 6-6 | 6-6 | 6-6 | 6-6 | 6-6 | 6-6

7-7 | 7-7 | 7-7 | 7-7 | 7-7 | 7-7 | 7-7 | 7-7

8-8 | 8-8 | 8-8 | 8-8 | 8-8 | 8-8 | 8-8 | 8-8

9-9 | 9-9 | 9-9 | 9-9 | 9-9 | 9-9 | 9-9 | 9-9

10-10 | 10-10 | 10-10 | 10-10 | 10-10 | 10-10 | 10-10 | 10-10

11-11 | 11-11 | 11-11 | 11-11 | 11-11 | 11-11 | 11-11 | 11-11

12-12 | 12-12 | 12-12 | 12-12 | 12-12 | 12-12 | 12-12 | 12-12

13-13 | 13-13 | 13-13 | 13-13 | 13-13 | 13-13 | 13-13 | 13-13

14-14 | 14-14 | 14-14 | 14-14 | 14-14 | 14-14 | 14-14 | 14-14

15-15 | 15-15 | 15-15 | 15-15 | 15-15 | 15-15 | 15-15 | 15-15

16-16 | 16-16 | 16-16 | 16-16 | 16-16 | 16-16 | 16-16 | 16-16

17

0-2-0-2-3 | 2-0-0-3 | 3-3-2-3 | 2-3-0-2 | 3-2-0 | 2-0-3 | 2-0-0 | 0-3-2

TAB

0-0-4-4 | 0-0-0-0 | 0-0-0-0 | 0-0-0-0 | 0-0-0-0 | 0-0-0-0 | 0-0-0-0 | 0-0-0-0

1-1 | 1-1 | 1-1 | 1-1 | 1-1 | 1-1 | 1-1 | 1-1

2-2 | 2-2 | 2-2 | 2-2 | 2-2 | 2-2 | 2-2 | 2-2

3-3 | 3-3 | 3-3 | 3-3 | 3-3 | 3-3 | 3-3 | 3-3

4-4 | 4-4 | 4-4 | 4-4 | 4-4 | 4-4 | 4-4 | 4-4

5-5 | 5-5 | 5-5 | 5-5 | 5-5 | 5-5 | 5-5 | 5-5

6-6 | 6-6 | 6-6 | 6-6 | 6-6 | 6-6 | 6-6 | 6-6

7-7 | 7-7 | 7-7 | 7-7 | 7-7 | 7-7 | 7-7 | 7-7

8-8 | 8-8 | 8-8 | 8-8 | 8-8 | 8-8 | 8-8 | 8-8

9-9 | 9-9 | 9-9 | 9-9 | 9-9 | 9-9 | 9-9 | 9-9

10-10 | 10-10 | 10-10 | 10-10 | 10-10 | 10-10 | 10-10 | 10-10

11-11 | 11-11 | 11-11 | 11-11 | 11-11 | 11-11 | 11-11 | 11-11

12-12 | 12-12 | 12-12 | 12-12 | 12-12 | 12-12 | 12-12 | 12-12

13-13 | 13-13 | 13-13 | 13-13 | 13-13 | 13-13 | 13-13 | 13-13

14-14 | 14-14 | 14-14 | 14-14 | 14-14 | 14-14 | 14-14 | 14-14

15-15 | 15-15 | 15-15 | 15-15 | 15-15 | 15-15 | 15-15 | 15-15

16-16 | 16-16 | 16-16 | 16-16 | 16-16 | 16-16 | 16-16 | 16-16

25

H12

0-2-0-2-3 | 2-3-0-2 | 2-2-0-0-3 | 3-3-0-0 | 0-0-0-2 | 0-0-2-3 | 2-0-2-0-0 | 0-0-0-0

TAB

0-1-1 | 0-1-1 | 0-1-1 | 0-1-1 | 0-1-1 | 0-1-1 | 0-1-1 | 0-1-1

2-2 | 2-2 | 2-2 | 2-2 | 2-2 | 2-2 | 2-2 | 2-2

3-3 | 3-3 | 3-3 | 3-3 | 3-3 | 3-3 | 3-3 | 3-3

4-4 | 4-4 | 4-4 | 4-4 | 4-4 | 4-4 | 4-4 | 4-4

5-5 | 5-5 | 5-5 | 5-5 | 5-5 | 5-5 | 5-5 | 5-5

6-6 | 6-6 | 6-6 | 6-6 | 6-6 | 6-6 | 6-6 | 6-6

7-7 | 7-7 | 7-7 | 7-7 | 7-7 | 7-7 | 7-7 | 7-7

8-8 | 8-8 | 8-8 | 8-8 | 8-8 | 8-8 | 8-8 | 8-8

9-9 | 9-9 | 9-9 | 9-9 | 9-9 | 9-9 | 9-9 | 9-9

10-10 | 10-10 | 10-10 | 10-10 | 10-10 | 10-10 | 10-10 | 10-10

11-11 | 11-11 | 11-11 | 11-11 | 11-11 | 11-11 | 11-11 | 11-11

12-12 | 12-12 | 12-12 | 12-12 | 12-12 | 12-12 | 12-12 | 12-12

13-13 | 13-13 | 13-13 | 13-13 | 13-13 | 13-13 | 13-13 | 13-13

14-14 | 14-14 | 14-14 | 14-14 | 14-14 | 14-14 | 14-14 | 14-14

15-15 | 15-15 | 15-15 | 15-15 | 15-15 | 15-15 | 15-15 | 15-15

16-16 | 16-16 | 16-16 | 16-16 | 16-16 | 16-16 | 16-16 | 16-16

# VII

10.06.2018

Musical notation for measures 1-5. The piece is in treble clef with a key signature of three sharps (F#, C#, G#). The time signature is 8/8. The notation includes a treble staff and a bass staff. Measure 1 features a whole note chord in the treble and a whole note chord in the bass. Measures 2-5 contain eighth notes in the treble and eighth notes or quarter notes in the bass.

Musical notation for measures 6-11. The notation continues with eighth notes in the treble and eighth notes or quarter notes in the bass. Measure 6 starts with a measure rest in the treble and a whole note chord in the bass. Measures 7-11 show a melodic line in the treble and a bass line with eighth notes and quarter notes.

Musical notation for measures 12-17. Measure 12 begins with a double bar line and a repeat sign. The notation continues with eighth notes in the treble and eighth notes or quarter notes in the bass. Measure 12 starts with a measure rest in the treble and a whole note chord in the bass.

Musical notation for measures 18-20. Measures 18-20 feature eighth notes in the treble and eighth notes or quarter notes in the bass. Measure 18 starts with a measure rest in the treble and a whole note chord in the bass.

Musical notation for measures 21-25. Measures 21-25 feature eighth notes in the treble and eighth notes or quarter notes in the bass. Measure 21 starts with a measure rest in the treble and a whole note chord in the bass. The piece concludes with a double bar line at the end of measure 25.

# VII

10.06.2018

10-9 0-0 | 10-9-10-9-7 | 7-8-7-0-8-7-0 | 8-7-8-10-8-7 | 2-2-0-0-3-3-2

TAB 0-0 | 0-10-10 | 0-0 | 7-0 | 0

B 9 | 9 | 7-7 | 2

6 3-2-0-2-3 3 | 2-0 3-3 | 0-3-2 3-0-2 | 2-3 0-0-2-3 3 | 2-0 3-2-3-2

TAB 3-2-0-2-3 3 | 2-0 3-3 | 0-3-2 3-0-2 | 2-3 0-0-2-3 3 | 2-0 3-2-3-2

B 0 0-4 2-0 0 0-2-3 3 | 2-0 3-2-3-2

13 2-2-3 2-0 3-2 | 2-2-3 3-3 0 | 0-0-0-2 2-2-2-2-0-0-0-0

TAB 2-2-3 2-0 3-2 | 2-2-3 3-3 0 | 0-0-0-2 2-2-2-2-0-0-0-0

B 0 0 0 0 0 0 0 0 0 0 0 0 0 0

19 3-3-3-3-2-2-2-2 | 2-3 0-2 0-2-3 0 | 0-2-3 0-2 2-0-2-3-2-0 3-2-0

TAB 3-3-3-3-2-2-2-2 | 2-3 0-2 0-2-3 0 | 0-2-3 0-2 2-0-2-3-2-0 3-2-0

B 0 0 0 0 0 0 0 0 0 0 0 0 0 0 2

23 2-0 3 | 3-2-3 0 3-2 | 0 0 | 0 0

TAB 2-0 3 | 3-2-3 0 3-2 | 0 0 | 0 0

B 2 | 2-0-2-3-2-0 | 7

# VIII

13.06.2018

Musical staff 1, starting at measure 1. The staff is in treble clef with a key signature of three sharps (F#, C#, G#) and a common time signature (C). The music features a complex rhythmic pattern with eighth and sixteenth notes, including some triplets and slurs.

Musical staff 2, starting at measure 6. The staff is in treble clef with a key signature of three sharps (F#, C#, G#) and a common time signature (C). The music continues with eighth and sixteenth notes, featuring a triplet and a slur.

Musical staff 3, starting at measure 9. The staff is in treble clef with a key signature of three sharps (F#, C#, G#) and a common time signature (C). The music features a complex rhythmic pattern with eighth and sixteenth notes, including a triplet and a slur.

Musical staff 4, starting at measure 13. The staff is in treble clef with a key signature of three sharps (F#, C#, G#) and a common time signature (C). The music continues with eighth and sixteenth notes, featuring a triplet and a slur.

Musical staff 5, starting at measure 17. The staff is in treble clef with a key signature of three sharps (F#, C#, G#) and a common time signature (C). The music features a complex rhythmic pattern with eighth and sixteenth notes, including a triplet and a slur.

Musical staff 6, starting at measure 22. The staff is in treble clef with a key signature of three sharps (F#, C#, G#) and a common time signature (C). The music features a complex rhythmic pattern with eighth and sixteenth notes, including a triplet and a slur.

# VIII

13.06.2018

6

6

7-5  
8-8 | 8-7-7-5 | 5-7-8-7-5 | 7-0 | 0

0 | 8 | 6-8-7-8 | 8-7 | 0

0 | 7 | 7 | 7 | 7-3-5-2

Diagram showing fret positions for measures 6-8.

9

9

0-2 | 0-2-3 | 0-2-3 | 0 | 0-3-2-3-2-0-2-3 | 0-2 | 3-2-0-2-0

0 | 0 | 4-2-0 | 2-0 | 3-0-3

4 | 2 | 0 | 2 | 0

Diagram showing fret positions for measures 9-11.

12

12

0-0 | 2-3-3-0-2-3-2-0 | 3-2-3 | 0-2-3 | 0-2-4-2-4-5 | 5 | 9-7

4-2-0 | 2-3-2 | 2-3 | 2-3 | 2-3 | 0-7

4 | 2 | 0 | 2 | 0 | 0 | 7

Diagram showing fret positions for measures 12-14.

17

17

7- | 8-10-8-10 | 8-10-8-7-7-8 | 7-5 | 5-7-8-5-7-9-10 | 10-9-7-9

11 | 0-9 | 9-8 | 6-7 | 7-8 | 8-7-6

9 | 0 | 0 | 0 | 0 | 8

Diagram showing fret positions for measures 17-19.

22

22

10-9-7-9-10 | 7-9 | 10-9-7-9-7 | 10-9 | 0-2-0 | 0 | 2-0

0 | 9 | 0 | 0 | 3-3 | 3 | 3-2

0 | 0 | 0 | 0 | 0 | 0-2-0 | 2

Diagram showing fret positions for measures 22-24.

27

27

0-2-3 | 0-2-4-5 | 5 | 2 | 3 | 3 | 2

3 | 3 | 3 | 3 | 3 | 3-2

0 | 0 | 0 | 0 | 0 | 0-2-0 | 2

Diagram showing fret positions for measures 27-29.

# IX

15.06.2018

Musical notation for the first system, measures 1-6. The key signature is three sharps (F#, C#, G#). The notation includes a treble clef, a common time signature, and a bass clef. The first measure contains a whole note chord. The second measure contains a quarter note chord. The third and fourth measures contain eighth notes with a '3' above them, indicating a triplet. The fifth measure contains a quarter note chord with a double bar line above it. The sixth measure contains a quarter note chord.

Musical notation for the second system, measures 7-10. The key signature is three sharps (F#, C#, G#). The notation includes a treble clef, a common time signature, and a bass clef. The first measure contains a quarter note chord. The second measure contains a quarter note chord. The third and fourth measures contain eighth notes with a '3' above them, indicating a triplet. The fifth measure contains a quarter note chord. The sixth measure contains a quarter note chord. The seventh measure contains a quarter note chord. The eighth measure contains a quarter note chord. The ninth measure contains a quarter note chord. The tenth measure contains a quarter note chord.

Musical notation for the third system, measures 11-12. The key signature is three sharps (F#, C#, G#). The notation includes a treble clef, a common time signature, and a bass clef. The first measure contains a quarter note chord. The second measure contains a quarter note chord. The third measure contains a quarter note chord. The fourth measure contains a quarter note chord. The fifth measure contains a quarter note chord. The sixth measure contains a quarter note chord. The seventh measure contains a quarter note chord. The eighth measure contains a quarter note chord. The ninth measure contains a quarter note chord. The tenth measure contains a quarter note chord. The eleventh measure contains a quarter note chord. The twelfth measure contains a quarter note chord.



# IX

15.06.2018

↯

|          |   |     |     |     |     |     |   |             |     |
|----------|---|-----|-----|-----|-----|-----|---|-------------|-----|
| <b>T</b> | 2 | 2-3 | 3-3 | 3-2 | 2-3 | 2-0 | 3 | 2-3-2-2-0-0 | 2-0 |
| <b>A</b> | 3 | 3   | 3   | 3   | 3   | 0   | 0 | 3-3         | 4   |
| <b>B</b> | 0 |     |     |     | 5   | 0   | 2 | 0           |     |

7

|          |       |         |     |         |     |           |   |   |       |           |
|----------|-------|---------|-----|---------|-----|-----------|---|---|-------|-----------|
| <b>T</b> | 0-2-3 | 2-0-2-3 | 0-3 | 0-2-2-3 | 0-2 | 2-2-0-2-0 | 0 | 0 | 3-2-3 | 3-2-3-0-2 |
| <b>A</b> | 4     |         |     |         |     | 0         | 1 |   |       | 4         |
| <b>B</b> | 2     | 0       |     |         |     | 2         |   |   | 4     | 2         |

11

|          |   |   |   |   |   |   |   |   |   |   |   |
|----------|---|---|---|---|---|---|---|---|---|---|---|
| <b>T</b> | 0 | 2 | 3 | 2 | 3 | 0 | 3 | 2 | 3 | 0 | 2 |
| <b>A</b> | 0 |   |   |   |   |   |   |   |   |   | 0 |
| <b>B</b> | 2 |   |   |   | 3 |   |   |   |   |   | 2 |

# X

15.06.2018

Musical notation for the first system, measures 1-4. The key signature is two sharps (F# and C#). The first measure contains three chords labeled H12, H7, and H5. The melody consists of quarter notes and eighth notes. The bass line features a steady eighth-note accompaniment.

Musical notation for the second system, measures 5-10. The melody continues with eighth and quarter notes. The bass line maintains the eighth-note accompaniment.

Musical notation for the third system, measures 11-17. The melody continues with eighth and quarter notes. The bass line maintains the eighth-note accompaniment.

Musical notation for the fourth system, measures 18-20. The melody concludes with a final chord. The bass line ends with a final chord. The system concludes with a double bar line.

# X

15.06.2018

H12 H7 H5

Measure 1: T: 10-8-6-8-5, A: 6-8-6-8, B: 0-0-0. Measure 2: T: 0, A: 6-8-6-8, B: 7-3-5-2. Measure 3: T: 7-12-10, A: 8-10-8-7-8-10, B: 0. Measure 4: T: 7, A: 8-10-8-7-8-10, B: 0. Diagrams show fretting patterns for each measure.

6

Measure 5: T: 10, A: 0, B: 9-8-9. Measure 6: T: 7, A: 10-9, B: 7-10-9. Measure 7: T: 2-0-2-0, A: 3-2, B: 9-7. Measure 8: T: 2-0, A: 0-4, B: 2. Measure 9: T: 2-2-3-5, A: 3, B: 0. Measure 10: T: 5, A: 0, B: 4-3-4. Diagrams show fretting patterns for each measure.

13

Measure 9: T: 3-2-0-2, A: 2, B: 2. Measure 10: T: 2-0, A: 0, B: 0. Measure 11: T: 3-3, A: 3, B: 4. Measure 12: T: 3-2, A: 3-2-0, B: 2. Measure 13: T: 3-2-0, A: 0-4, B: 2. Measure 14: T: 2-0, A: 0-2-3, B: 2. Measure 15: T: 0-2, A: 4, B: 2. Measure 16: T: 2, A: 0, B: 2. Diagrams show fretting patterns for each measure.

# XI

16.06.2018

8

7

8

3 3

Harm12

12

8

Harm12

17

8

21

8

25

8

Harm12

32

8

2

39

8

Musical notation for measures 39-44. The key signature is three sharps (F#, C#, G#). The notation is written on a single staff with a treble clef and a common time signature. Measure 39 starts with a dotted quarter note on G4, followed by eighth notes on A4, B4, C5, and B4. Measure 40 has a dotted quarter note on G4, followed by eighth notes on F#4, E4, D4, and C4. Measure 41 has a dotted quarter note on G4, followed by eighth notes on A4, B4, C5, and B4. Measure 42 has a dotted quarter note on G4, followed by eighth notes on F#4, E4, D4, and C4. Measure 43 has a dotted quarter note on G4, followed by eighth notes on A4, B4, C5, and B4. Measure 44 has a dotted quarter note on G4, followed by eighth notes on F#4, E4, D4, and C4.

45

8

Musical notation for measures 45-48. The key signature is three sharps (F#, C#, G#). The notation is written on a single staff with a treble clef and a common time signature. Measure 45 has a dotted quarter note on G4, followed by eighth notes on A4, B4, and C5. Measure 46 has a dotted quarter note on G4, followed by eighth notes on F#4, E4, and D4. Measure 47 has a dotted quarter note on G4, followed by eighth notes on A4, B4, and C5. Measure 48 has a dotted quarter note on G4, followed by eighth notes on F#4, E4, and D4.

# XI

16.06.2018

0 7 8 5 7 10 9 7 9 2 0

T 2 | 7-8 | 8 | 0 | 10 | 7-3 | 0

A 3 | | | 0 | 10 | 3 | 3

B 2 | 0 | 0 | 7-9 | 0 | 0 | 0

0 | | | | | 7-9 | |

7

2 0 0 2 3 2 0 0 0 10 Harm12

T 3 | 3-2-3 | 2 | 0 | 3 | 3-2-3-2 | 3 | 2-3 | 0 | 7-10-8 | 10 | 0-0

A 5 | 5 | 0 | 0 | 3 | 3-2-3-2 | 0 | 0 | 0 | 9 | 0

B 2 | 0-2 | | | 2 | 0 | | | 0 | 9 | |

12

Harm12 3 3 II

9 0 0 10-9-9-7 2-3-2 2-3-2-0-0 5-4-5 5-4-4-2

T 0 | 0 | 10-9-9-7 | 2-3-2 | 2-3-2-0-0 | 5-4-5 | 5-4-4-2 | 6

A 0 | 10-9 | 10-9 | 0 | 3 | 3 | 3 | 2 | 2 | 2 | 2

B 9 | 9 | 7-9 | 2 | 2 | 2 | 2 | 4 | 4 | 4

18

7 10-9 3 2 0-2-3 2-0 0 0-2-0 0-2-0 0

T 0 | 3-2 | 0 | 2-3 | 3-3 | 0 | 2-3 | 3-2 | 2-0-2-3 | 0

A 0 | | 5-4 | 2 | 2 | 2 | 2 | 2 | 0

B 5 | 4 | 2 | 2 | 2 | 2 | 2 | 2 | 0

22

0-2-3 0-2-3 2 3 2-0 0 2 0 3-0 0 2 5-4-2 4-2-0

T 0 | 0-2-3 | 2 | 3 | 2-0 | 0 | 2 | 3 | 3-0 | 0 | 2 | 5-4-2 | 4-2-0

A 3 | 3 | 0 | 3 | 3 | 0 | 0 | 0 | 0 | 0 | 2 | 4 | 2

B 3 | | | 4 | 2 | 2 | 2 | 2 | 2 | 2 | 4 | 2

28


2 0 2 4 4 5 5 4 2 4 2 7 6 7 9 10 9 7 10 9 7 6 9 7

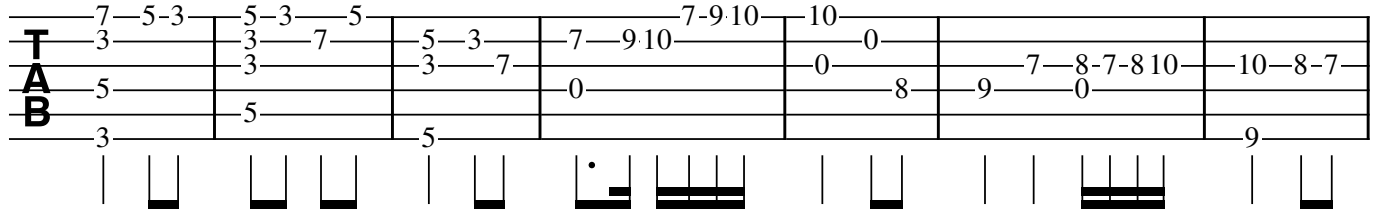
T 2 | 0-2-4 | 4-5 | 5-4-2 | 4-2 | 7-6-7-9 | 10-9-7-10 | 9-7-6-9 | 7

A 0 | 4 | 4 | 4 | 2 | 6 | 0 | 0 | 10 | 10 | 7 | 7 | 0

B 0 | | 4 | 2 | 4 | 4 | 4 | 4 | 4 | 4 | 4 | 4 | 4

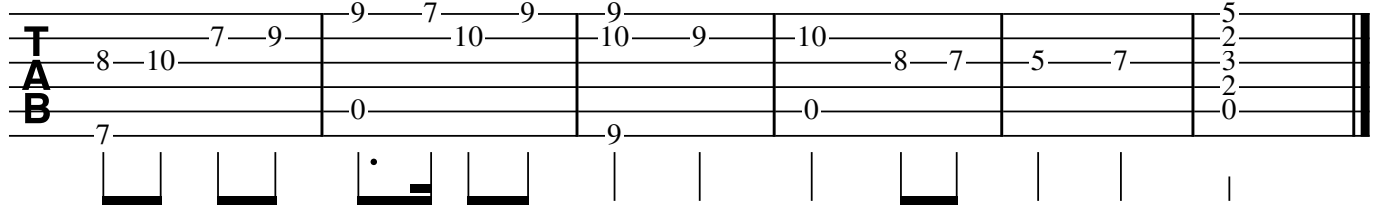
2

36 III 



Measure 36: 7-5-3 | 5-3-5 | 5-3-7 | 7-9-10 | 10-0 | 7-8-7-8-10 | 10-8-7-  
Measure 37: 3 | 3 | 3 | 3 | 0 | 8 | 9 | 0 | 9  
Measure 38: 3 | 5 | 5 | 5 | 0 | 8 | 9 | 0 | 9  
Measure 39: 3 | 5 | 5 | 5 | 0 | 8 | 9 | 0 | 9  
Measure 40: 3 | 5 | 5 | 5 | 0 | 8 | 9 | 0 | 9  
Measure 41: 3 | 5 | 5 | 5 | 0 | 8 | 9 | 0 | 9  
Measure 42: 3 | 5 | 5 | 5 | 0 | 8 | 9 | 0 | 9

43



Measure 43: 8-10 | 7-9 | 9-7-10 | 9-10 | 10-9 | 10-8-7 | 5-7 | 5-2  
Measure 44: 8-10 | 7-9 | 9-7-10 | 9-10 | 10-9 | 10-8-7 | 5-7 | 5-2  
Measure 45: 8-10 | 7-9 | 9-7-10 | 9-10 | 10-9 | 10-8-7 | 5-7 | 5-2  
Measure 46: 8-10 | 7-9 | 9-7-10 | 9-10 | 10-9 | 10-8-7 | 5-7 | 5-2  
Measure 47: 8-10 | 7-9 | 9-7-10 | 9-10 | 10-9 | 10-8-7 | 5-7 | 5-2  
Measure 48: 8-10 | 7-9 | 9-7-10 | 9-10 | 10-9 | 10-8-7 | 5-7 | 5-2

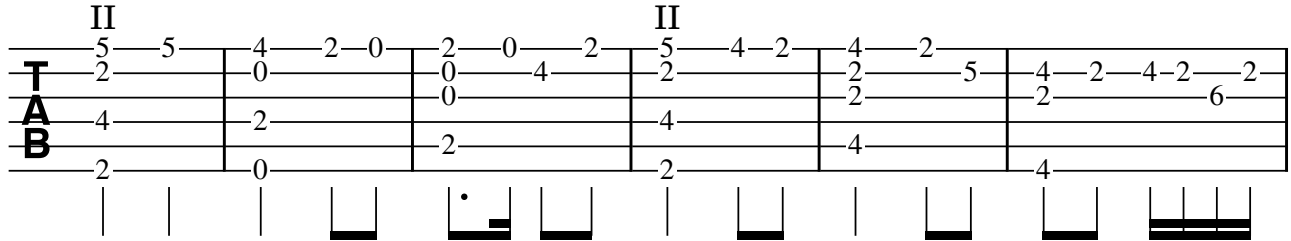




# XII

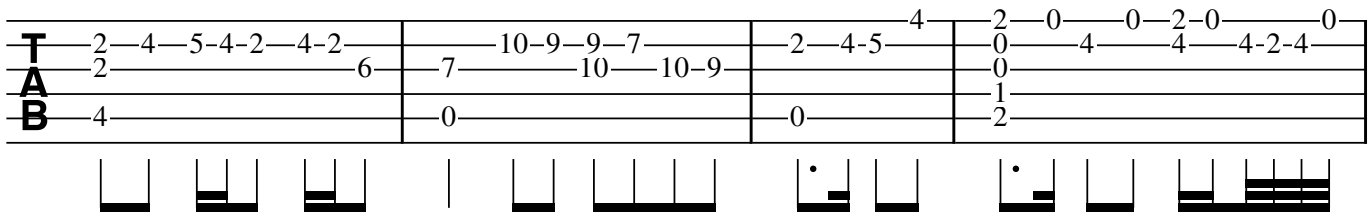
17.06.2018

II II



System 1: Three staves (TAB, A, B). TAB: 5-5 | 4-2-0 | 2-0-2 | 5-4-2 | 4-2 | 4-2-4-2-2. A: 4 | 2 | 0 | 4 | 2 | 2-5 | 2-4-2-2. B: 2 | 0 | 2 | 4 | 4 | 4. Includes fretboard diagrams for measures 1-6.

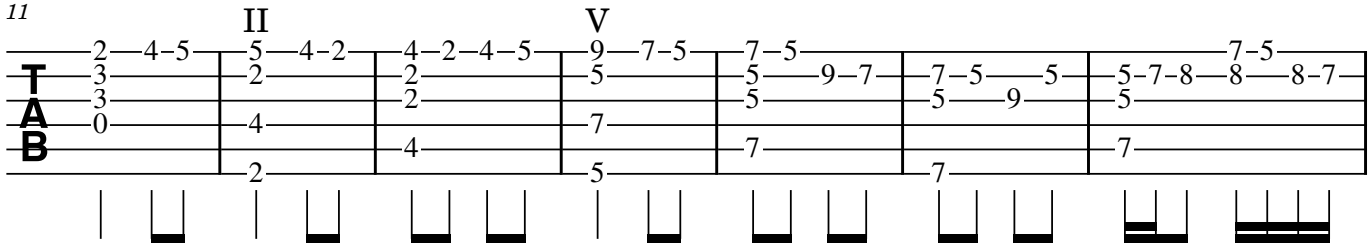
7



System 2: Three staves (TAB, A, B). TAB: 2-4-5-4-2-4-2 | 7-10-9-9-7 | 2-4-5 | 4-2-0-0-2-0-0. A: 2 | 6 | 7 | 10-9 | 0 | 4 | 4 | 4-2-4. B: 4 | 0 | 0 | 1 | 2. Includes fretboard diagrams for measures 7-10.

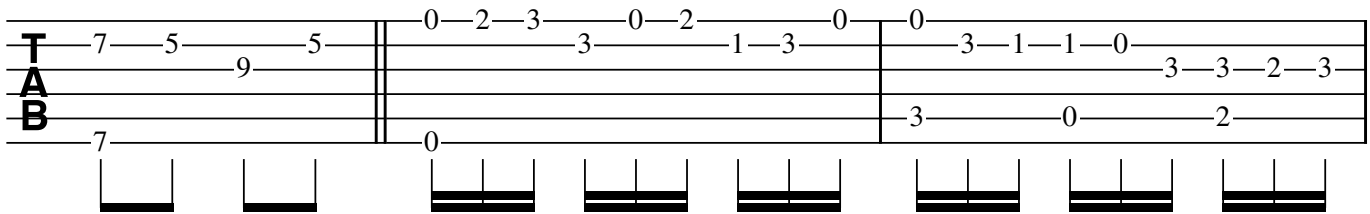
11

II V



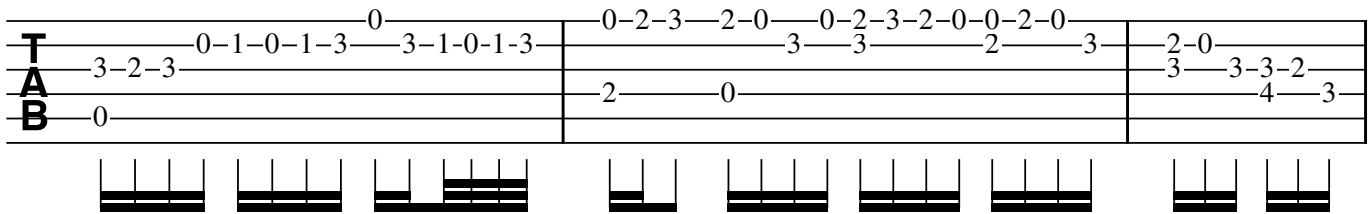
System 3: Three staves (TAB, A, B). TAB: 2-4-5 | 5-4-2 | 4-2-4-5 | 9-7-5 | 7-5 | 7-5. A: 3 | 2 | 2 | 5 | 5 | 5-9-7 | 7-5-5 | 5-7-8-8-8-7. B: 0 | 4 | 4 | 7 | 7 | 7 | 7. Includes fretboard diagrams for measures 11-17.

18



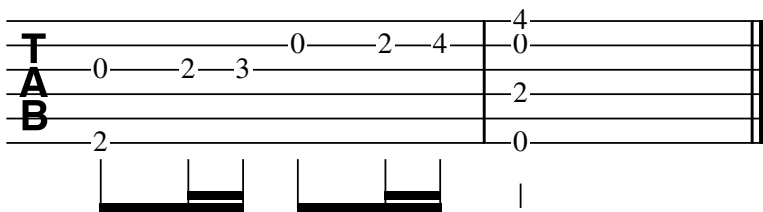
System 4: Three staves (TAB, A, B). TAB: 7-5-9-5 | 0-2-3-3-0-2-1-3-0 | 0-3-1-1-0-3-3-2-3. A: 7 | 0 | 3 | 0 | 2. Includes fretboard diagrams for measures 18-20.

21



System 5: Three staves (TAB, A, B). TAB: 0-1-0-1-3-3-1-0-1-3 | 0-2-3-2-0-3-3-2-0-0-2-0 | 2-0-3-3-2-3-2. A: 3-2-3 | 2-0 | 3-3-3-2-4-3. Includes fretboard diagrams for measures 21-23.



24



System 6: Three staves (TAB, A, B). TAB: 0-2-3-0-2-4 | 4-0. A: 2 | 2. B: 2 | 0. Includes fretboard diagrams for measures 24-25.

# XIII

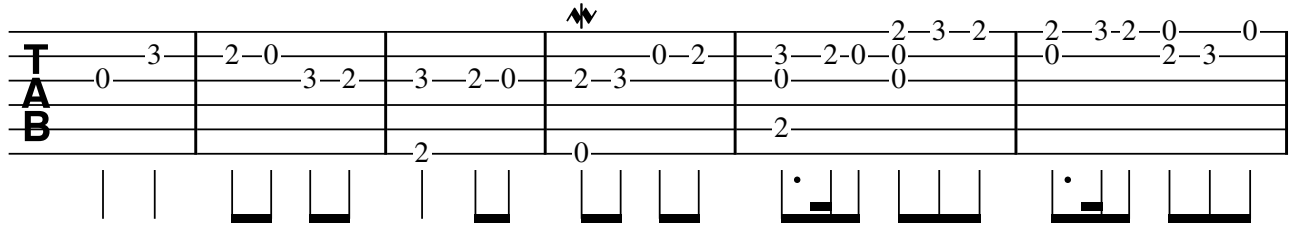
11.06.2018



# XIII

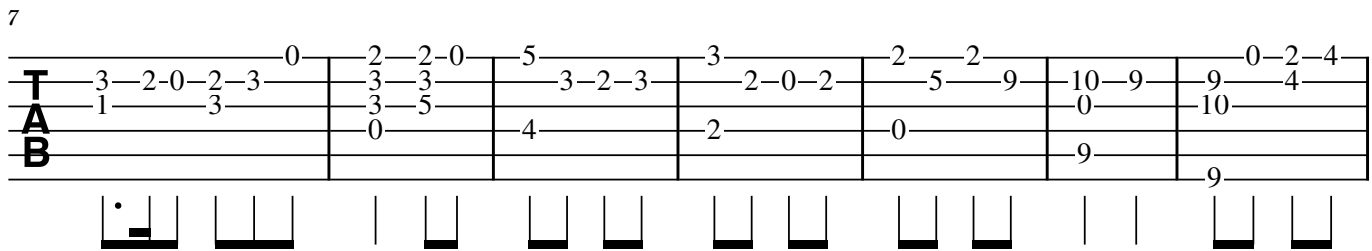
11.06.2018

7



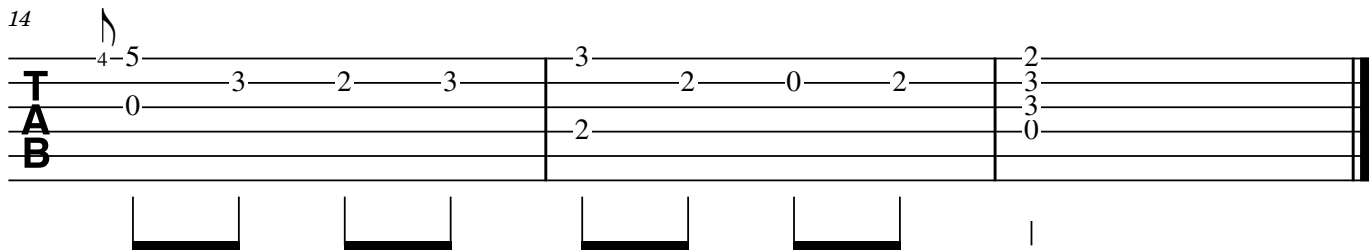
A guitar TAB system consisting of six staves. The top staff contains the numbers 3, 2-0, 3-2-0, 0-2, 3-2-0-0, 2-3-2, 2-3-2-0, and 0. The second staff contains 0, 3-2, 3-2-0, 2-3, 0, 0, 0, and 2-3. The third staff contains 2 and 0. The fourth staff contains a bar line, a bar with a dot, and a bar with a bar line. The fifth and sixth staves are empty. A wavy line symbol is positioned above the fourth measure.

7



A guitar TAB system consisting of six staves. The top staff contains 0, 2-2-0, 5, 3, 2-2, 0-2-4. The second staff contains 3-2-0-2-3, 3-3, 3-2-3, 2-0-2, 5-9, 10-9, 9-4. The third staff contains 1, 3, 3-5, 4, 2, 0, 9, 10. The fourth staff contains 0, 4, 2, 0, 9, 9. The fifth and sixth staves are empty. A bar line is present at the end of the system.




14



A guitar TAB system consisting of six staves. The top staff contains 4-5, 3, 2, 3, 3, 2, 0, 2, 2, 3. The second staff contains 0, 2, 0. The third staff contains 2, 3, 3, 0. The fourth staff contains a bar line, a bar with a bar line, and a bar with a bar line. The fifth and sixth staves are empty. A bar line is present at the end of the system.

# XIV

New York Telephone Call  
18.06.2018



# XIV

18.06.2018

2-0 3-2-0-2-0 3-2-0-2-0 0 7 8-7-0 3

0-2-3-3 3-2-0 0 0 3 3-2-3-2-0-2 0 0-7-8 8-7-3

0 0 0 3 0 0-7-8 7 7 3

2 2 2 7 7

Detailed description: This block contains the first five measures of a guitar piece. The notation is in TAB format with three staves: Treble (T), Alto (A), and Bass (B). Measure 1: T (0-2-3-3), A (0), B (2). Measure 2: T (3-2-0), A (0), B (2). Measure 3: T (3-2-0-2-0), A (0), B (2). Measure 4: T (0), A (0-7-8), B (7). Measure 5: T (8-7-0), A (7), B (7). Diagrams are provided below each measure, showing the fretting patterns on the strings.

6

0-2 2-0 0 8-7-5 8

2-3 3-2 3-2-0 0-2 0-2-3-2-3 0 8-7-5-8

0 0 2-4 4 4 5 7

Detailed description: This block contains measures 6 and 7. Measure 6: T (2-3), A (0), B (0). Measure 7: T (3-2), A (0), B (2-4). Measure 8: T (3-2-0), A (0), B (4). Measure 9: T (0-2), A (4), B (4). Measure 10: T (0-2-3-2-3), A (5), B (5). Measure 11: T (8-7-5), A (8), B (7). Measure 12: T (8), A (8), B (7). Diagrams are provided below each measure.

13

5-7 7-5 0-7-5 3-2-2-0-2-0-0 0-2-3 0-2

7-8 8-7 8-7-5 9 0 0 4 5 3 5

5 7 7 0 0 2

Detailed description: This block contains measures 13, 14, and 15. Measure 13: T (5-7), A (7-8), B (5). Measure 14: T (7-5), A (8-7), B (7). Measure 15: T (0-7-5), A (9), B (7). Measure 16: T (3-2-2-0-2-0-0), A (0), B (0). Measure 17: T (0-2-3), A (4), B (2). Measure 18: T (0-2), A (5), B (0). Measure 19: T (3), A (3), B (3). Measure 20: T (0-2), A (8-7-5-8), B (7). Diagrams are provided below each measure.



18

2 3 2 0 3 0 0-2 3 3 0

Detailed description: This block contains measures 18, 19, and 20. Measure 18: T (2), A (3), B (3). Measure 19: T (3), A (3), B (3). Measure 20: T (0-2), A (0), B (0). Diagrams are provided below each measure.

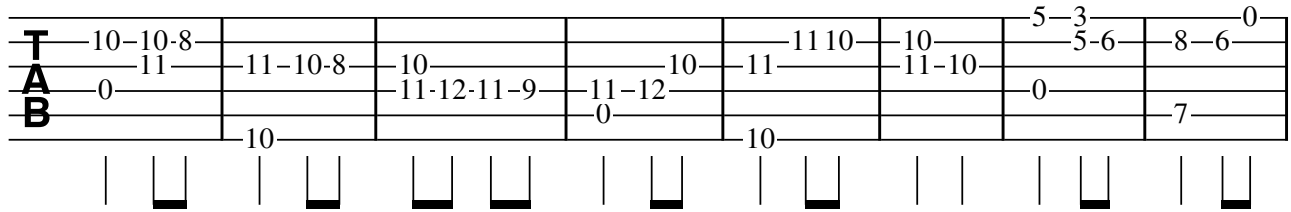
# XV

19.06.2018



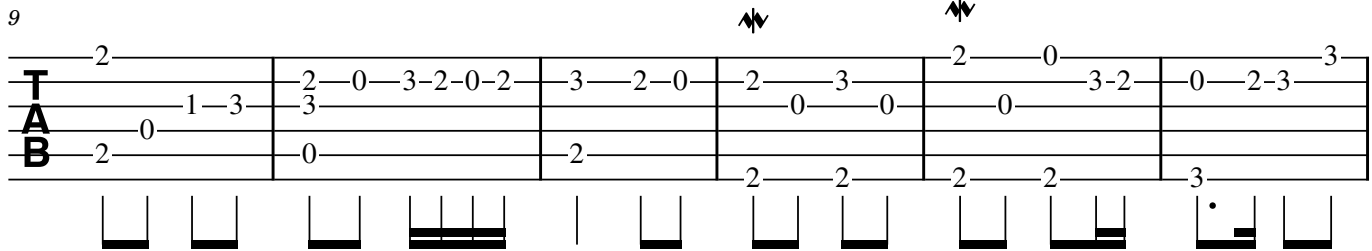
# XV

19.06.2018



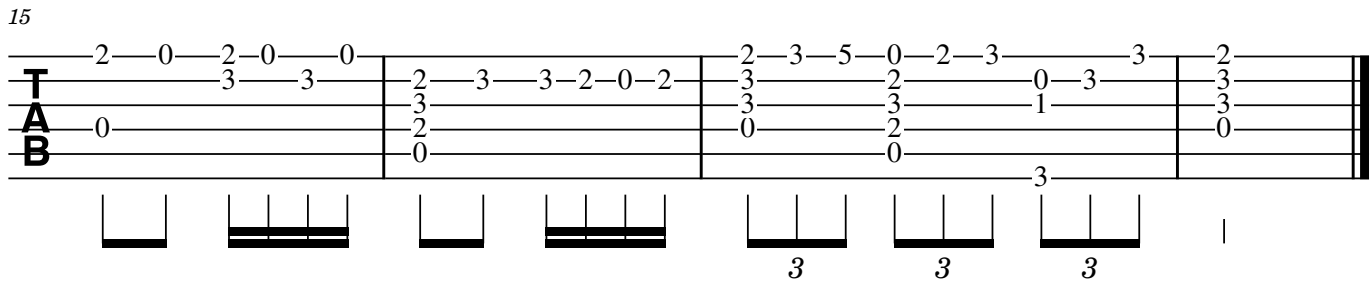
System 1: 8 measures of guitar tablature. The top staff (TAB) contains fret numbers: 10-10-8, 11, 11-10-8, 10, 11-12-11-9, 10, 11, 11-10, 5-3, 5-6, 8-6, 0. The bottom staff (TAB) contains fret numbers: 0, 10, 11-12-11-9, 11-12, 10, 11-10, 0, 7. Vertical bar lines are present below the bottom staff.

9



System 2: 6 measures of guitar tablature. The top staff (TAB) contains fret numbers: 2, 2-0-3-2-0-2, 3-2-0, 2-0-3, 2-0-3-2, 0-2-3-3. The bottom staff (TAB) contains fret numbers: 0, 1-3, 3, 0, 2, 0, 0, 0, 2, 2, 2, 2, 3. Vertical bar lines are present below the bottom staff. Two double bar lines with wavy lines above them are located above the 4th and 5th measures.


15



System 3: 4 measures of guitar tablature. The top staff (TAB) contains fret numbers: 2-0-2-0-0, 2-3-3-2-0-2, 2-3-5-0-2-3, 2-3-0-3-3. The bottom staff (TAB) contains fret numbers: 0, 3, 3, 0, 3, 3, 1, 3, 0. Vertical bar lines are present below the bottom staff. Three triplets (indicated by a '3' below the staff) are shown under the 5th, 6th, and 7th measures. The system ends with a double bar line.

# XVI

19.06.2018





# XVI

19.06.2018

2

**T** 3-3-0-2 | 3-2-0-2-0 | 0-2-3-2-10-9 | 10-10-10-9

**A** 0-0-0 | 0-3-3-2 | 0-1-0 | 0-0-0

**B** 2 | 2 | 2 | 2 | 9 | 0

2

2

2

2

9

0

2

2

2

2

9

0

5

**T** 10-9-10 | 9-10-9-7 | 0 | 0-2-0-0 | 2-0-0-2

**A** 8 | 0 | 3-2-3 | 2-3-3-1 | 3-2-3 | 3

**B** 0 | 9-0 | 4 | 0 | 0 | 0

9

3

3

0

3

3

0

# XVII

21.06.2018

6=D 8

Musical notation for measures 6-8. The key signature has two sharps (F# and C#). Measure 6 starts with a treble clef and a common time signature. The melody consists of quarter notes: F#4, G4, A4, B4, A4, G4, F#4. The bass line consists of quarter notes: D3, D3, D3, D3, D3, D3, D3. Measure 7 continues the melody: G4, A4, B4, A4, G4, F#4. The bass line continues: D3, D3, D3, D3, D3, D3, D3. Measure 8 continues the melody: G4, A4, B4, A4, G4, F#4. The bass line continues: D3, D3, D3, D3, D3, D3, D3.

7

Musical notation for measures 7-8. The key signature has two sharps (F# and C#). Measure 7 starts with a treble clef and a common time signature. The melody consists of quarter notes: F#4, G4, A4, B4, A4, G4, F#4. The bass line consists of quarter notes: D3, D3, D3, D3, D3, D3, D3. Measure 8 continues the melody: G4, A4, B4, A4, G4, F#4. The bass line continues: D3, D3, D3, D3, D3, D3, D3.

13

Musical notation for measures 13-19. The key signature has two sharps (F# and C#). Measure 13 starts with a treble clef and a common time signature. The melody consists of quarter notes: F#4, G4, A4, B4, A4, G4, F#4. The bass line consists of quarter notes: D3, D3, D3, D3, D3, D3, D3. Measure 14 continues the melody: G4, A4, B4, A4, G4, F#4. The bass line continues: D3, D3, D3, D3, D3, D3, D3. Measure 15 continues the melody: G4, A4, B4, A4, G4, F#4. The bass line continues: D3, D3, D3, D3, D3, D3, D3. Measure 16 continues the melody: G4, A4, B4, A4, G4, F#4. The bass line continues: D3, D3, D3, D3, D3, D3, D3. Measure 17 continues the melody: G4, A4, B4, A4, G4, F#4. The bass line continues: D3, D3, D3, D3, D3, D3, D3. Measure 18 continues the melody: G4, A4, B4, A4, G4, F#4. The bass line continues: D3, D3, D3, D3, D3, D3, D3. Measure 19 continues the melody: G4, A4, B4, A4, G4, F#4. The bass line continues: D3, D3, D3, D3, D3, D3, D3.

20

Musical notation for measures 20-21. The key signature has two sharps (F# and C#). Measure 20 starts with a treble clef and a common time signature. The melody consists of quarter notes: F#4, G4, A4, B4, A4, G4, F#4. The bass line consists of quarter notes: D3, D3, D3, D3, D3, D3, D3. Measure 21 continues the melody: G4, A4, B4, A4, G4, F#4. The bass line continues: D3, D3, D3, D3, D3, D3, D3.

# XVII

21.06.2018

6=D

6=D

Measures 1-7: TAB notation with fret numbers (10, 9, 7, 0, 2, 3) and rhythmic notation (vertical lines, dots, and slurs).

8

Measures 8-12: TAB notation with fret numbers (2, 0, 2, 3, 0, 2, 5, 4, 2, 4, 2, 0, 2, 0, 3, 2, 0, 2, 3, 3, 2, 0, 2, 0, 3) and rhythmic notation.

13

Measures 13-20: TAB notation with fret numbers (2, 3, 3, 0, 0, 0, 2, 3, 3, 0, 0, 2, 3, 3, 0, 0, 0, 5, 6, 8, 0, 0, 3, 5, 6, 0, 0, 2, 3, 3, 0, 0, 0, 1, 0, 3, 3, 2, 3, 0) and rhythmic notation.

21

Measure 21: TAB notation with fret numbers (2, 3, 3, 0, 0, 0) and a final rhythmic notation.

# XVIII

22.06.2018

First musical staff, measures 1-3. Treble clef, key signature of two sharps (F# and C#), 8/8 time signature. The melody consists of eighth and quarter notes, with some beamed eighth notes. The bass line features a steady eighth-note accompaniment.

Second musical staff, measures 4-6. Treble clef, key signature of two sharps, 8/8 time signature. The melody continues with eighth and quarter notes. The bass line includes some chords and rests.

Third musical staff, measures 7-9. Treble clef, key signature of two sharps, 8/8 time signature. The melody features more complex rhythmic patterns with beamed eighth notes. The bass line continues with eighth notes and some chords.

Fourth musical staff, measures 10-12. Treble clef, key signature of two sharps, 8/8 time signature. The melody includes sixteenth-note runs. The bass line has some chords and rests.

Fifth musical staff, measures 13-15. Treble clef, key signature of two sharps, 8/8 time signature. The melody features a sixteenth-note run. The bass line has some chords and rests. The piece concludes with a double bar line.

# XVIII

22.06.2018

5

10-9-10 10-9-7 9-7 2-2-0 0-0  
10-9-10 0 10 10-10-9-7-9-7 11 0 3-2 0 3-2-0  
0 9 9 2 2

Detailed description: This block contains the first four measures of a guitar piece. The notation is written on a six-line staff. The top line (treble clef) contains the fret numbers for each note. The middle three lines (bass clef) contain the fret numbers for each note. Below the staff are four measures of guitar tablature, each with six vertical lines representing the strings. Some lines have horizontal bars indicating fretted notes, and some have dots indicating natural harmonics. Measure 1: Treble (10, 9, 10), Bass (0). Measure 2: Treble (10, 10, 9, 7, 9, 7), Bass (9). Measure 3: Treble (2, 2, 0), Bass (2). Measure 4: Treble (0, 0), Bass (2).

5

3-3-2-0-2 2-0 3-2-0-2-0 2-3-5-0-2-3  
0 0 3-3-2-0 0 0 3-2-3 3 2  
0 4 0 0 0 0 0 3 3  
2 2 2 2 0 2

Detailed description: This block contains measures 5 through 8. Measure 5: Treble (3, 3, 2, 0, 2), Bass (0). Measure 6: Treble (2, 0), Bass (2). Measure 7: Treble (3, 2, 0, 2, 0), Bass (2). Measure 8: Treble (2, 3, 5, 0, 2, 3), Bass (0).

9

0-2-2-0-0 2-2-7 7-5 3-2 2 2-0 2-0 0  
3 0 3 0 0 0 0 0 3-3 3 2-3-2-3-2-0  
0 1 0 0 0 0 0 0 0 0 3 0  
2 2 2 2 2 2 0 2

Detailed description: This block contains measures 9 through 12. Measure 9: Treble (0, 2, 2, 0, 0), Bass (2). Measure 10: Treble (2, 2, 7), Bass (2). Measure 11: Treble (7, 5, 3, 2), Bass (2). Measure 12: Treble (2, 0, 2, 0, 0), Bass (0).

13

2-0 0-2 3-2-0-2-0 0 0-2 0 0-2-3 2  
0 4 0-2-3 3 3-2-3 2-3 0 3 3  
2 0 4 2 0 3 0 0

Detailed description: This block contains measures 13 through 16. Measure 13: Treble (2, 0), Bass (2). Measure 14: Treble (0, 2, 3, 2, 0, 2, 0), Bass (0). Measure 15: Treble (0, 2), Bass (0). Measure 16: Treble (0, 0, 2, 3), Bass (0).

# XIX

Midtsommer2018

Musical staff 1: Treble clef, key signature of one sharp (F#), 8/8 time signature. The staff contains a sequence of chords and melodic lines. A wavy line above the staff indicates a vibrato effect on a note in the fourth measure.

Musical staff 2: Treble clef, key signature of one sharp (F#), 8/8 time signature. The staff contains a sequence of chords and melodic lines, ending with a double bar line and repeat dots.

Musical staff 3: Treble clef, key signature of one sharp (F#), 8/8 time signature. The staff contains a sequence of chords and melodic lines. A wavy line above the staff indicates a vibrato effect on a note in the fourth measure.

Musical staff 4: Treble clef, key signature of one sharp (F#), 8/8 time signature. The staff contains a sequence of chords and melodic lines, ending with a double bar line and repeat dots.

Musical staff 5: Treble clef, key signature of one sharp (F#), 8/8 time signature. The staff contains a sequence of chords and melodic lines. A wavy line above the staff indicates a vibrato effect on a note in the fourth measure.

Musical staff 6: Treble clef, key signature of one sharp (F#), 8/8 time signature. The staff contains a sequence of chords and melodic lines, ending with a double bar line and repeat dots.

# XIX

Midtsommer2018

0-0-2 | 3-2-0-0-2 | 0 | 0-2-0 | 0-0-2 | 3-2-0-0-2

0 | 0-4 | 0 | 0-4 | 0 | 0-4 | 0-2

1 | 0 | 1-0-1-0-1 | 0 | 1 | 0

2 | | | 2 | | | 2 | | | 2 | | | 0

0 | | | 0 | | | 0 | | | 0 | | | 0

7

0-1-0 | 0-1-0 | 3-1-3 | 0-1-0 | 3-1-3 | 1-0 | 0-0-2

0 | 0 | 0 | 0 | 0 | 0 | 0

2 | 2 | 2 | 2 | 2 | 2 | 2

0 | 0 | 0 | 0 | 0 | 0 | 0

12

3-2-0-0-2 | 0 | 0-2-0 | 0-0-2 | 3-2-0-0-2 | 0-2-3-2-0

0-4 | 0-4 | 0-4 | 0-4 | 0-4 | 0-0

0 | 1-0-1-0-1 | 0 | 1 | 0 | 1-0

2 | 2 | 2 | 2 | 2 | 2

0 | 0 | 0 | 0 | 0 | 0

18

2-0-0-0 | 2-0-0-2-3 | 2-3 | 0-0-2 | 3-2-0-0-2 | 0

3-3-2-3 | 3-3-1 | 0 | 0-4 | 0-4 | 0

0 | 0 | 0 | 1 | 0 | 1-0-1-0-1

2 | 2 | 2 | 2 | 2 | 2

0 | 0 | 0 | 0 | 0 | 0

24

0-2-0 | 0-0-2 | 3-2-0-0-2 | 2-0-2 | 0-0-2 | 3-2-0

0-4 | 0-4 | 0-4 | 0 | 0 | 0-2-0

0 | 1 | 0 | 0 | 1 | 1

2 | 2 | 2 | 2 | 2 | 2

0 | 0 | 0 | 0 | 0 | 0

30

2-0-0 | 0

0-4-2-4 | 0

0 | 2

2 | 2

2 | 2

0 | 0

# XX

Midtsommer 2018

8

6

11

15

21

26

31

8

8

8

8

8

8

8



2

35

Musical notation for a piano piece, measures 35-42. The score is written on a grand staff with a treble clef on the upper staff and a bass clef on the lower staff. The key signature consists of three sharps (F#, C#, G#). The piece concludes with a double bar line and repeat dots in both staves.

Measure 35: Treble clef, F#4, C#5, G#5, F#5, E5. Bass clef, F#3, C#4, G#4, F#4, E4.

Measure 36: Treble clef, F#5, E5, D5, C#5, B4. Bass clef, F#3, C#4, G#4, F#4, E4.

Measure 37: Treble clef, B4, A4, G#4, F#4, E4. Bass clef, F#3, C#4, G#4, F#4, E4.

Measure 38: Treble clef, D5, C#5, B4, A4, G#4. Bass clef, F#3, C#4, G#4, F#4, E4.

Measure 39: Treble clef, F#5, E5, D5, C#5, B4. Bass clef, F#3, C#4, G#4, F#4, E4.

Measure 40: Treble clef, F#5, E5, D5, C#5, B4. Bass clef, F#3, C#4, G#4, F#4, E4.

Measure 41: Treble clef, F#5, E5, D5, C#5, B4. Bass clef, F#3, C#4, G#4, F#4, E4.

Measure 42: Treble clef, F#5, E5, D5, C#5, B4. Bass clef, F#3, C#4, G#4, F#4, E4.

# XX

Midtsommer 2018

II

Measures 1-5 of guitar tablature. Measure 1: 10-7-9-7-10 | 9-7-9-10-10-9 | 9-7-0 | 0-0-2-4 | 5-4-2. Measure 2: 0-0-2-4 | 2-4-2 | 2-4-2 | 2-4-2 | 2-4-2. Measure 3: 0-0-2-4 | 2-4-2 | 2-4-2 | 2-4-2 | 2-4-2. Measure 4: 0-0-2-4 | 2-4-2 | 2-4-2 | 2-4-2 | 2-4-2. Measure 5: 0-0-2-4 | 2-4-2 | 2-4-2 | 2-4-2 | 2-4-2. A Roman numeral 'II' is placed above the second measure.

6

Measures 6-11 of guitar tablature. Measure 6: 4-2-4-5-4-2 | 5-4 | 4-2-2 | 2-0 | 0 | 2-0-2-3 | 0-2 | 3-2-0 | 3-3-2 | 5-3 | 3-3-2 | 1-0. Measure 7: 4 | 4 | 0 | 4 | 3 | 3 | 3 | 3 | 5 | 3 | 1 | 0. Measure 8: 4 | 4 | 0 | 4 | 3 | 3 | 3 | 3 | 5 | 3 | 1 | 0. Measure 9: 4 | 4 | 0 | 4 | 3 | 3 | 3 | 3 | 5 | 3 | 1 | 0. Measure 10: 4 | 4 | 0 | 4 | 3 | 3 | 3 | 3 | 5 | 3 | 1 | 0. Measure 11: 4 | 4 | 0 | 4 | 3 | 3 | 3 | 3 | 5 | 3 | 1 | 0. A double bar line is present between measures 6 and 7.

12

Measures 12-17 of guitar tablature. Measure 12: 2-3-2 | 2-0-0 | 3-2-3-2 | 3-2-0-3-2-3 | 0-2 | 3-0-7-0 | 8-8-7 | 7-4 | 0-0 | 7-4. Measure 13: 2-3-2 | 2-0-0 | 3-2-3-2 | 3-2-0-3-2-3 | 0-2 | 3-0-7-0 | 8-8-7 | 7-4 | 0-0 | 7-4. Measure 14: 2-3-2 | 2-0-0 | 3-2-3-2 | 3-2-0-3-2-3 | 0-2 | 3-0-7-0 | 8-8-7 | 7-4 | 0-0 | 7-4. Measure 15: 2-3-2 | 2-0-0 | 3-2-3-2 | 3-2-0-3-2-3 | 0-2 | 3-0-7-0 | 8-8-7 | 7-4 | 0-0 | 7-4. Measure 16: 2-3-2 | 2-0-0 | 3-2-3-2 | 3-2-0-3-2-3 | 0-2 | 3-0-7-0 | 8-8-7 | 7-4 | 0-0 | 7-4. Measure 17: 2-3-2 | 2-0-0 | 3-2-3-2 | 3-2-0-3-2-3 | 0-2 | 3-0-7-0 | 8-8-7 | 7-4 | 0-0 | 7-4. A double bar line is present between measures 12 and 13.

18

Measures 18-23 of guitar tablature. Measure 18: 0-2-3 | 0-2-0 | 2 | 5-7-5 | 8-7 | 7-5-7-8-8-7 | 8-7-0 | 8-7 | 0-2-3 | 0. Measure 19: 0-2-3 | 0-2-0 | 2 | 5-7-5 | 8-7 | 7-5-7-8-8-7 | 8-7-0 | 8-7 | 0-2-3 | 0. Measure 20: 0-2-3 | 0-2-0 | 2 | 5-7-5 | 8-7 | 7-5-7-8-8-7 | 8-7-0 | 8-7 | 0-2-3 | 0. Measure 21: 0-2-3 | 0-2-0 | 2 | 5-7-5 | 8-7 | 7-5-7-8-8-7 | 8-7-0 | 8-7 | 0-2-3 | 0. Measure 22: 0-2-3 | 0-2-0 | 2 | 5-7-5 | 8-7 | 7-5-7-8-8-7 | 8-7-0 | 8-7 | 0-2-3 | 0. Measure 23: 0-2-3 | 0-2-0 | 2 | 5-7-5 | 8-7 | 7-5-7-8-8-7 | 8-7-0 | 8-7 | 0-2-3 | 0. A double bar line is present between measures 18 and 19.

24

Measures 24-28 of guitar tablature. Measure 24: 2-3-2-3-2-0 | 2-0-0-0 | 3-2-3-2 | 3-2-0-2-0-2-3 | 0-2 | 2-2-0 | 5-3-2-3-2-0 | 0-0 | 3-3 | 3-5 | 4-2. Measure 25: 2-3-2-3-2-0 | 2-0-0-0 | 3-2-3-2 | 3-2-0-2-0-2-3 | 0-2 | 2-2-0 | 5-3-2-3-2-0 | 0-0 | 3-3 | 3-5 | 4-2. Measure 26: 2-3-2-3-2-0 | 2-0-0-0 | 3-2-3-2 | 3-2-0-2-0-2-3 | 0-2 | 2-2-0 | 5-3-2-3-2-0 | 0-0 | 3-3 | 3-5 | 4-2. Measure 27: 2-3-2-3-2-0 | 2-0-0-0 | 3-2-3-2 | 3-2-0-2-0-2-3 | 0-2 | 2-2-0 | 5-3-2-3-2-0 | 0-0 | 3-3 | 3-5 | 4-2. Measure 28: 2-3-2-3-2-0 | 2-0-0-0 | 3-2-3-2 | 3-2-0-2-0-2-3 | 0-2 | 2-2-0 | 5-3-2-3-2-0 | 0-0 | 3-3 | 3-5 | 4-2. A double bar line is present between measures 24 and 25.

29

Measures 29-34 of guitar tablature. Measure 29: 2-0 | 3-2 | 3-2-4 | 0-2-3 | 2-0 | 3 | 10-9-7 | 9-7 | 10-10-9-7 | 10-9-7 | 10-9-7 | 10-10. Measure 30: 2-0 | 3-2 | 3-2-4 | 0-2-3 | 2-0 | 3 | 10-9-7 | 9-7 | 10-10-9-7 | 10-9-7 | 10-9-7 | 10-10. Measure 31: 2-0 | 3-2 | 3-2-4 | 0-2-3 | 2-0 | 3 | 10-9-7 | 9-7 | 10-10-9-7 | 10-9-7 | 10-9-7 | 10-10. Measure 32: 2-0 | 3-2 | 3-2-4 | 0-2-3 | 2-0 | 3 | 10-9-7 | 9-7 | 10-10-9-7 | 10-9-7 | 10-9-7 | 10-10. Measure 33: 2-0 | 3-2 | 3-2-4 | 0-2-3 | 2-0 | 3 | 10-9-7 | 9-7 | 10-10-9-7 | 10-9-7 | 10-9-7 | 10-10. Measure 34: 2-0 | 3-2 | 3-2-4 | 0-2-3 | 2-0 | 3 | 10-9-7 | 9-7 | 10-10-9-7 | 10-9-7 | 10-9-7 | 10-10. A double bar line is present between measures 29 and 30.

2

35

The image shows a guitar TAB for a 4-measure phrase. The notation is as follows:

| Measure | String 6 (Top) | String 5 | String 4 | String 3 | String 2 | String 1 (Bottom) |
|---------|----------------|----------|----------|----------|----------|-------------------|
| 1       | 7              | 8        | 10       | 9        | 7        | 0                 |
| 2       | 7              | 0        | 2        | 4        | 5        | 0                 |
| 3       | 3              | 2        | 3        | 2        | 0        | 0                 |
| 4       | 2              | 3        | 0        | 2        | 3        | 0                 |

Below the TAB, there are rhythmic diagrams and a dot indicating a specific note:


- Measure 1: A bar with three vertical lines, representing a triplet of eighth notes.
- Measure 2: A bar with three vertical lines, representing a triplet of eighth notes.
- Measure 3: A bar with a vertical line, a slur over a bar with two vertical lines, and a dot above a bar with one vertical line.
- Measure 4: A bar with four vertical lines, representing a quarter note.

# XXI

25.06.2018




Musical staff 1, starting at measure 1. The key signature is two sharps (F# and C#). The staff contains a series of notes and rests, including a triplet of eighth notes in the final measure.



Musical staff 2, starting at measure 5. The key signature is two sharps. The staff contains a series of notes and rests, including a triplet of eighth notes in the final measure.



Musical staff 3, starting at measure 9. The key signature is two sharps. The staff contains a series of notes and rests, including a triplet of eighth notes in the final measure. A double bar line with a repeat sign is present above the staff at measure 10.



Musical staff 4, starting at measure 15. The key signature is two sharps. The staff contains a series of notes and rests, including a triplet of eighth notes in the final measure.

# XXI

25.06.2018

**T** 10—10 | 8—7—7 | 8—0 | 2—0—2—0—2—3—3—3—2—3—0  
**A** 0 | 10—8—10—10—7 | 8—7 | 0 | 0—0—2—0—2—3—3—3—2—3—0  
**B** 0 | 0 | 7 | 2

5 **II**




**T** 2—5—4—4—2—4—2—4—5 | 5—4—2—4—2 | 7—9—10 | 0—7—9 | 3—2—3—2—3—3—2—0  
**A** 0—4—2 | 4—4 | 0 | 0 | 0—1  
**B** 0 | 2—4 | 9 | 2

10 **↯**

**T** 2—0 | 0 | 3—1 | 3—1—0 | 1—0 | 0—2—3 | 0—2—0 | 3—2—3—0 | 2  
**A** 0—4 | 0 | 3—1 | 3—1—0 | 1—0 | 0 | 0 | 3—2—3—0 | 3  
**B** 3 | 2 | 0 | 2 | 2—3 | 0

# XXII

26.06.2018



# XXII

26.06.2018

3

Measure 3 TAB notation. The top staff (T) contains the sequence 0-2-3-5-3-2-0-2-3-2-0-2. The middle staff (A) contains 0-2-3-0-3-2-3-2-0-2-3-0-3-2-3-2. The bottom staff (B) contains 0-2-3-0-3-2-3-2-0-2-3-0-3-2-3-2. Vertical lines indicate fret positions, and horizontal lines indicate string positions.

3

Measure 3 TAB notation. The top staff (T) contains 7-5-3-2-3-2-0-0-0-2-0-0-0-2-3-2-2-0-0. The middle staff (A) contains 4-4-0-2-3-3-0-0-0-0-3-2-3-0. The bottom staff (B) contains 0-2-3-0-3-2-3-2-2-2-0-0-3-2-3-0. Vertical lines indicate fret positions, and horizontal lines indicate string positions.

5



Measure 5 TAB notation. The top staff (T) contains 0-2-3-5-3-0-0-3-2-2-3-0-2-3-2-2-2-2-0. The middle staff (A) contains 0-3-2-2-3-0-3-3-3-3-3-3-3-3-3-3-2. The bottom staff (B) contains 0-2-3-0-3-2-3-2-2-2-0-0-3-2-3-0. Vertical lines indicate fret positions, and horizontal lines indicate string positions.

8

Measure 8 TAB notation. The top staff (T) contains 3-2-3-2-3-0-2-3-2-2-2-0-2-2-0-2-2-0-7. The middle staff (A) contains 0-3-2-3-1-0-1-0-1-0-1-0-1-0-1-0-7. The bottom staff (B) contains 2-2-2-2-2-2-2-2-2-2-2-2-2-2-2-2-7. Vertical lines indicate fret positions, and horizontal lines indicate string positions.

# XXIII

29.06.2018





# XXIII

29.06.2018

2 2-0 0 7-7-5

**T** 2-3 3 3-2-0 0 7-8 8-7-7 0-7-5

**A** 0 1 3 0 0 0 0 8 7-8-7

**B** 2 2 2 2-3 7 7

8

♩ = ♩.

2-3-2-0 2-0 3-2-0 2-2 3-3 2-0

**T** 7-5 0 0 3 3-2 3-2-0 2-2 3-3 3-3 2-0

**A** 5 8 7 4 0 1 0 0 0 0 3 3-2-0

**B** 8 8 2 2 2 2

16

♩. = ♩

VII

2-0 2-0 3-2-0 2-0 0 7-7 0

**T** 2-3 3 3-2-0 2-0 0 7-7 10-8 7-3-2

**A** 0 0 0 0-4 0 0 8 8 8

**B** 2 2 2 2 2 9 9 7

24

3 0 2 0 2 3 2 2

**T** 3 0 2 0 3 1 0 2 3 2

**A** 0 4 3 1 1 2 3 3

**B** 2 2 0 0

# XXIV

30.06.2018

Musical staff 1: Treble clef, key signature of two sharps (F# and C#), 8/8 time signature. The staff contains a sequence of chords and eighth notes. A double bar line is present at the end of the first measure.

Musical staff 2: Treble clef, key signature of two sharps (F# and C#), 8/8 time signature. The staff contains a sequence of chords and eighth notes. A double bar line is present at the end of the first measure. Trills are marked above the notes in the third and fourth measures. Triplet markings (3) are present below the notes in the fifth and sixth measures.

Musical staff 3: Treble clef, key signature of two sharps (F# and C#), 8/8 time signature. The staff contains a sequence of chords and eighth notes. A double bar line is present at the end of the first measure.

Musical staff 4: Treble clef, key signature of two sharps (F# and C#), 8/8 time signature. The staff contains a sequence of chords and eighth notes. A double bar line is present at the end of the first measure.

# XXIV

30.06.2018

0-2 | 3-2-0 | 3-2-0 | 2-3 | 0-2 | 3-2-0 | 2 | 7

0 | 0 | 0 | 0 | 0 | 0 | 0 | 0-8-7

1 | | | | 1 | | | |

2 | 2 | | | 2-0 | | | |

2 | 2 | 2 | | 2 | 10-9 | 7

Detailed description: This block contains the first seven measures of a guitar piece. The notation is written on a six-line staff. The top line (treble clef) contains the following fret numbers: 0-2, 3-2-0, 3-2-0, 2-3, 0-2, 3-2-0, 2, 7. The second line (B string) contains: 0, 0, 0, 0, 0, 0, 0, 0-8-7. The third line (D string) contains: 1, |, |, |, 1, |, |, |. The fourth line (G string) contains: 2, 2, |, |, 2-0, |, |, |. The fifth line (E string) contains: 2, 2, 2, |, |, 2, 10-9, 7. Below the staff are guitar diagrams for each measure, showing the fretting hand positions. Measure 7 has a double bar line with a repeat sign above it.

8

8-7-5 | 0 | 2-3 | 0-3 | 2-0 | 2-0 | 3-2-0-2-0-0 | 0-3 | 3-2-0

0 | 8 | 8-7 | 0 | 3 | 3 | 0 | 3 | 0 | 4 | 1-0 | 3

0 | | | | | | | | | | | |

7 | 2 | | | | 2 | 2 | 2 | 2 | | |

3 3 3 3

Detailed description: This block contains measures 8 through 14. The notation is written on a six-line staff. The top line (treble clef) contains: 8-7-5, 0, 2-3, 0-3, 2-0, 2-0, 3-2-0-2-0-0, 0-3, 3-2-0. The second line (B string) contains: 0, 8, 8-7, 0, 3, 3, 0, 3, 0, 4, 1-0, 3. The third line (D string) contains: 0, |, |, |, |, |, |, |, |, |, |, |. The fourth line (G string) contains: 7, 2, |, |, |, 2, 2, 2, 2, |, |. The fifth line (E string) contains: |, |, |, |, |, |, |, |, |, |, |, |. Below the staff are guitar diagrams for each measure, showing the fretting hand positions. Measures 10, 11, 12, and 13 have triplets indicated by a '3' below the notes. Measure 14 ends with a double bar line.

15

3-2 | 2 | 2 | 0 | 0 | 0 | 0 | 3-2-3-2-0-2 | 0-3-2 | 0-2-0

0 | 0 | 0 | 0 | 0 | 0 | 0 | 0 | 0 | 0 | 3 | 3

0 | | | | | | | | | | | |

2-0-2 | 3-2-0 | 2 | 2 | 2 | | | 2 | 0 |

Detailed description: This block contains measures 15 through 20. The notation is written on a six-line staff. The top line (treble clef) contains: 3-2, 2, 2, 0, 0, 0, 0, 3-2-3-2-0-2, 0-3-2, 0-2-0. The second line (B string) contains: 0, 0, 0, 0, 0, 0, 0, 0, 0, 0, 3, 3. The third line (D string) contains: 0, |, |, |, |, |, |, |, |, |, |, |. The fourth line (G string) contains: 2-0-2, 3-2-0, 2, 2, 2, |, |, 2, 0, |. The fifth line (E string) contains: |, |, |, |, |, |, |, |, |, |, |, |. Below the staff are guitar diagrams for each measure, showing the fretting hand positions. Measure 20 ends with a double bar line.

21

0 | 0 | 2 | 3 | 0 | 2 | 3 | 2


3 | 3 | 3 | 0 | | |

3 | 2 | | | | |

Detailed description: This block contains the final three measures of the piece. The notation is written on a six-line staff. The top line (treble clef) contains: 0, 0, 2, 3, 0, 2, 3, 2. The second line (B string) contains: 3, 3, 3, 0, |, |, |. The third line (D string) contains: 3, 2, |, |, |, |, |. The fourth line (E string) contains: |, |, |, |, |, |, |. Below the staff are guitar diagrams for each measure, showing the fretting hand positions. Measure 23 ends with a double bar line.

# XXV

30.06.2018



# XXV

30.06.2018

**T**  
**A**  
**B**

4-5-4-4-2-2-0-2-3 | 2 | 0-3-2 | 0-2 | 0-2-3 | 2 | 3-2-0 | 2 | 0-2-3

2-4 | 2 | 2 | 3-2 | 2 | 0-4 | 5

0 | 2 | 2 | 3-2 | 2 | 2 | 0-2-3

8

**T**  
**A**  
**B**

2-0 | 0 | 2-3-2 | 3-2 | 2-0-2-3 | 2-0 | 2-0 | 3-2-0 | 10-9-7

3-3 | 2-3-2 | 3-2 | 0 | 3 | 3-2 | 3-2-0 | 0

2 | 2 | 2 | 10-9 | 2 | 2 | 10-9

16

**T**  
**A**  
**B**

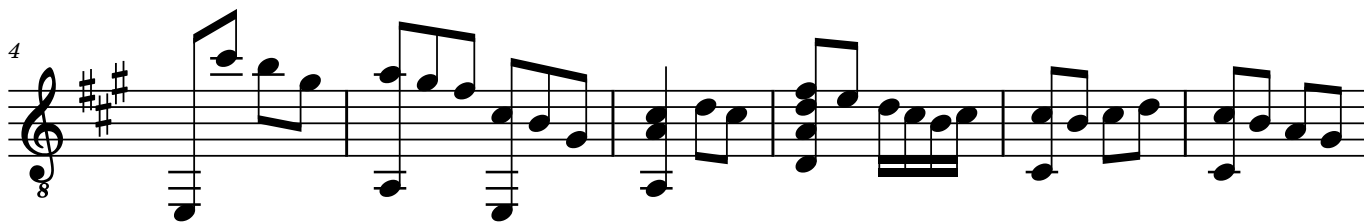

9-7 | 10-9 | 10-7-9-0 | 2-0-2-4 | II | 5-4-2 | 4

10-9 | 10-9 | 10-7-9-0 | 3-3-3-0 | 2 | 2 | 4-2 | 0

9 | 9 | 9 | 0 | 2 | 2 | 4-2 | 0

# XXVI

01.07.2018



# XXVI

01.07.2018

5

5-measure guitar tab. Staff 1: 0, 7-9-7-9, 8-7, 9-7, 0, 8-7-8-10, 7-10-9, 9-10-10, 7-9-10-9, 9-7, 9. Staff 2: 0, 7, 9-7-9, 8-7, 9-7, 0, 8-7-8-10, 7-10-9, 9-10-10, 7-9-10-9, 9-7, 9. Staff 3: 0, 7, 9-7-9, 8-7, 9-7, 0, 8-7-8-10, 7-10-9, 9-10-10, 7-9-10-9, 9-7, 9. Fingering: 0, 7, 9-7-9, 8-7, 9-7, 0, 8-7-8-10, 7-10-9, 9-10-10, 7-9-10-9, 9-7, 9.

5

5-measure guitar tab. Staff 1: 10-9-7-2-0, 2, 2-3-2, 3, 2-0, 3-2-0-2, 2-0-2-3, 2-0, 3-2, 2-0-2-4, 5-4-4-2. Staff 2: 0, 0, 0, 0, 4, 4, 4, 4, 2. Staff 3: 0, 0, 0, 0, 4, 4, 4, 4, 2. Fingering: 0, 0, 0, 0, 4, 4, 4, 4, 2.

12

12-measure guitar tab. Staff 1: 2-0, 3, 0, 3-2-0-2, 3, 0, 2-0-2-4, 5. Staff 2: 0, 2, 0, 0, 0, 0, 0, 0. Staff 3: 0, 2, 0, 0, 0, 0, 0, 0. Fingering: 0, 2, 0, 0, 0, 0, 0, 0.

# XXVII

09.07.2018

8

6

11

17

21

27

32

Harm12

Harm12

Harm12



2

36

Musical notation for measures 36-40. The staff is in treble clef with a key signature of two sharps (F# and C#). Measure 36 starts with a bass clef on the left and a '36' above the staff. The melody consists of eighth and sixteenth notes, with some beamed sixteenth notes. Measure 37 features a series of chords. Measure 38 continues with eighth notes. Measure 39 has a dotted quarter note. Measure 40 ends with a quarter note and a dotted quarter note.

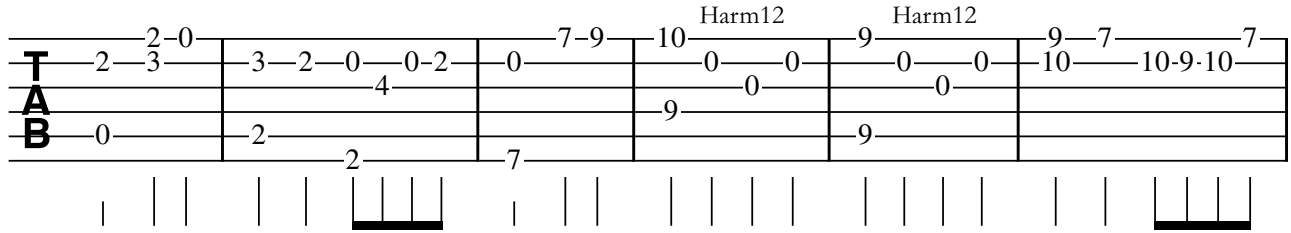
41

Musical notation for measures 41-43. The staff is in treble clef with a key signature of two sharps (F# and C#). Measure 41 starts with a bass clef on the left and a '41' above the staff. The melody consists of quarter notes. Measure 42 features a series of chords. Measure 43 ends with a double bar line.

# XXVII

09.07.2018

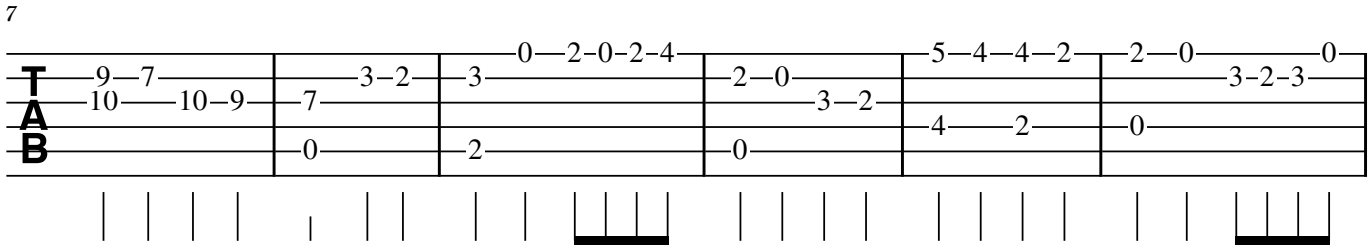
7



System 1 (Measures 1-6):

- Measure 1: T: 2-0, 2-3; A: 3-2-0, 0-2; B: 0
- Measure 2: T: 3-2-0, 0-2; A: 4; B: 2
- Measure 3: T: 0-7-9, 10; A: 9; B: 7
- Measure 4: T: Harm12, 0-0; A: 0; B: 9
- Measure 5: T: Harm12, 9-7; A: 0; B: 9
- Measure 6: T: 9-7, 10-9-10, 7; A: 10-9-10; B: 10-9-10

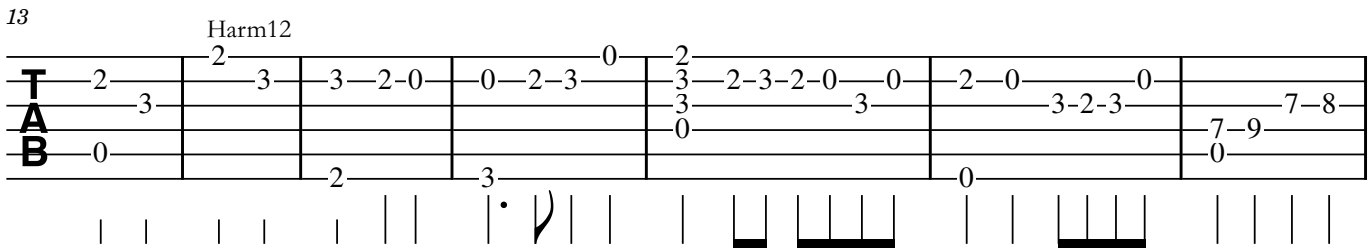
7



System 2 (Measures 7-12):

- Measure 7: T: 9-7, 10-10-9, 7; A: 10-9; B: 0
- Measure 8: T: 3-2, 3; A: 7; B: 2
- Measure 9: T: 0-2-0-2-4; A: 0-2-0-2-4; B: 0
- Measure 10: T: 2-0, 3-2; A: 3-2; B: 0
- Measure 11: T: 5-4-4-2, 2-0; A: 4-2; B: 4-2
- Measure 12: T: 3-2-3, 0; A: 3-2-3; B: 0

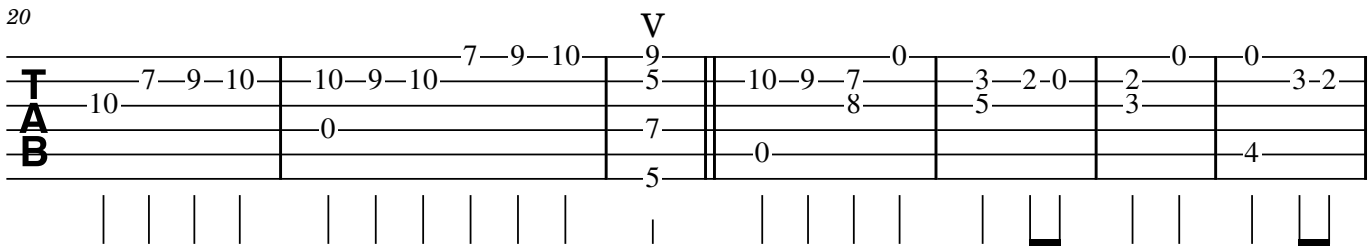
13



System 3 (Measures 13-19):

- Measure 13: T: 2, 3; A: 3; B: 0
- Measure 14: T: Harm12, 3; A: 3; B: 2
- Measure 15: T: 3-2-0; A: 3-2-0; B: 3
- Measure 16: T: 0-2-3, 0; A: 0-2-3; B: 3
- Measure 17: T: 2, 3-2-3-2-0-0; A: 3; B: 0
- Measure 18: T: 2-0, 3-2-3; A: 3-2-3; B: 0
- Measure 19: T: 7-8, 7-9; A: 7-9; B: 0

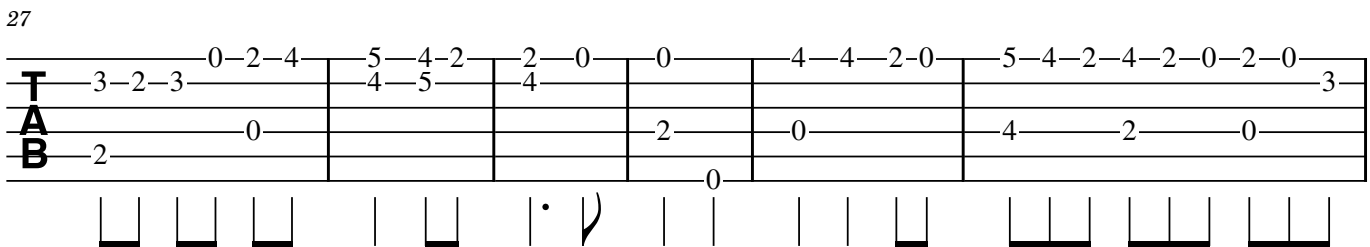
20



System 4 (Measures 20-26):

- Measure 20: T: 7-9-10, 10-9-10; A: 10-9-10; B: 10
- Measure 21: T: 7-9-10; A: 7-9-10; B: 0
- Measure 22: T: V, 9; A: 5; B: 7
- Measure 23: T: 10-9-7, 0; A: 8; B: 0
- Measure 24: T: 3-2-0, 2; A: 5; B: 0
- Measure 25: T: 0, 0; A: 3; B: 4
- Measure 26: T: 3-2; A: 3-2; B: 4

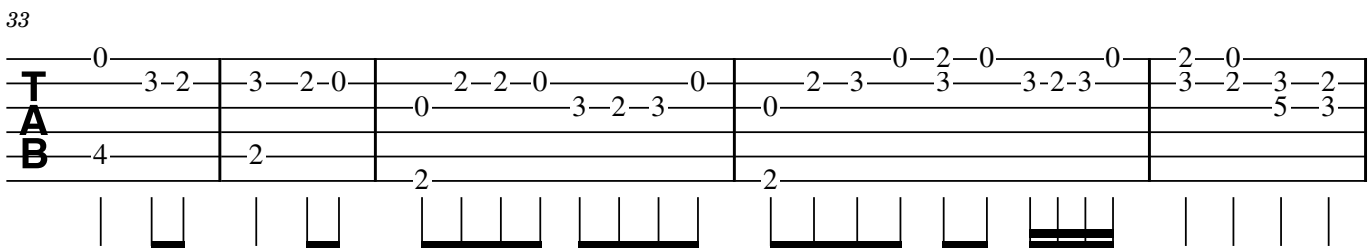
27



System 5 (Measures 27-32):

- Measure 27: T: 3-2-3, 0-2-4; A: 3-2-3; B: 2
- Measure 28: T: 5-4-2, 4-5; A: 4-5; B: 0
- Measure 29: T: 2-0, 0; A: 4; B: 2
- Measure 30: T: 4-4-2-0; A: 4; B: 0
- Measure 31: T: 5-4-2-4-2-0-2-0; A: 5-4-2-4-2-0-2-0; B: 4-2-0
- Measure 32: T: 3; A: 3; B: 0

33



System 6 (Measures 33-38):

- Measure 33: T: 0, 3-2; A: 3-2; B: 4
- Measure 34: T: 3-2-0; A: 3-2-0; B: 2
- Measure 35: T: 2-2-0, 0; A: 0-2-2-0; B: 2
- Measure 36: T: 3-2-3, 0; A: 3-2-3; B: 2
- Measure 37: T: 2-3, 3; A: 0-2-3; B: 2
- Measure 38: T: 3-2-3, 2-0; A: 3-2-3; B: 2

2



38

**T**  
**A**  
**B**

0—2—3—0—2—3—0—2—3—2—0—2—0—0—3—2—0—7—8—7—7  
1—0—0  
2  
2  
7  
0

# XXVIII

09.07.2018



# XXVIII

09.07.2018

h

7-7-5 | 5-7-7-5 | 5-0-3-2 | 3-2-0-2-3 | 2-2-3 | 5-3-2

0 8 | 0 8 | 0 | 2 0 | 0 | 4

Fretboard diagram showing fingerings for the first system.

7

3-2-0 | 0-2 | 2-0-0 | 0 | 2-0-2-3-10-9-9-7 |

3 | 0-3-2-3 | 3-2-2-3 | 3 | 10-10

0 | 2 | 2-3 | 0 | 9

Fretboard diagram showing fingerings for the second system.

11

10-7-9-10-9-7 | 0-3 | 2-0-2-0 | 2-0 | 2-2-0 | 2 |

9 | 3-3 | 3 | 3 | 5-3-2-3 | 3 |

0 | 0 | 0 | 0 | 0 | 0

Fretboard diagram showing fingerings for the third system, including triplets.

# XXIX

10.07.2018

Musical notation for the first system, measures 1-5. The key signature is three sharps (F#, C#, G#). The melody consists of quarter notes and eighth notes. The bass line features a steady eighth-note accompaniment.

Musical notation for the second system, measures 6-10. Measure 6 is marked with a '6' and a '8' below the staff. A double bar line with a repeat sign is placed above measure 7. The melody continues with quarter and eighth notes.

Musical notation for the third system, measures 11-14. The melody features a series of eighth-note patterns, some with beamed eighth notes.

Musical notation for the fourth system, measures 15-18. Measures 15-17 contain a complex eighth-note pattern. Measure 18 is marked with 'Harm12' above the staff, indicating a harmonic change.

Musical notation for the fifth system, measures 19-22. The melody is primarily composed of quarter notes. The system concludes with a double bar line and repeat sign.

# XXIX

10.07.2018

9 7 7 5 4 5 2 4 2 0 4 0 2

9-10 10 9 9 10-9-10 7 7-5-4 5 2-0-5-4 4-2-0 4 0-2

0 0 0 0 0 0 0 0 0 4-3 2

T  
A  
B

7

4 7 5 5 4 2 0 2 3 0 2 3 0 2 3 0 3 2 2 0 3 3 2

0 0 0 0 0 0 0 0 0 0 0 0 0 0 0 0 0 0 0 0 0 0 0

2 4 3 2 2 0 4 2 2 0 3 3 2

0 0 0 0 0 0 0 0 0 0 0 0 0

T  
A  
B

12

2 3 2 3 0 3 2 3 0 3 0 3 5 3 3 5 3

0 3 3 3 3 0 0 0 0 0 0 3 3 3 3 3

0 2 0 0

T  
A  
B

15

4 2 0 0 2 0 0 2 9

5 5 3 2 2 2 0 2 3 0 2 3 0 0 2 9 10 10

4 2 0 1-3 0-2-3 0-2 0 3 0 0 0 0 0

0 0 0 0 0 0 0 0 0 0 0 0 0

T  
A  
B

Harm12...

20

7 9



9 9 10

0 0

T  
A  
B

# XXX

10.07.2018





# XXX

10.07.2018

0-7-5 8-7 | 8-7-5 7-0 | 0-8-7 0-3-1 | 1-0-1-3 0-2-3 0

T  
A  
B

0 7 7 3 0 2 2

Diagram showing guitar tablature for measures 1-5. The top staff contains fret numbers: 0-7-5, 8-7, 8-7-5, 7-0, 0-8-7, 0-3-1, 1-0-1-3, 0-2-3, 0. The middle staff contains fret numbers: 7, 7, 3, 0, 2, 2. The bottom staff shows fret positions with vertical lines and horizontal bars representing notes.

6

2-3-2-2-0 0-2-0-0 0-0-0-0 0-2-0-0

T  
A  
B

3 3 2 3 2 2 3 3 2 2 0 0 2 3 3 3

0 4 2 0 3 2

Diagram showing guitar tablature for measures 6-9. The top staff contains fret numbers: 2-3-2-2-0, 0-2-0-0, 0-0-0-0, 0-2-0-0. The middle staff contains fret numbers: 3, 3, 2, 3, 2, 2, 3, 3, 2, 2, 0, 0, 2, 3, 3, 3. The bottom staff contains fret numbers: 0, 4, 2, 0, 3, 2. The diagram shows fret positions with vertical lines and horizontal bars representing notes.

10

2-0-2-3-2-0 0-0-0-2-0 3-2-0-2-3 3-2-0-2-0 0-2-3-3-2-0-2

T  
A  
B

5 3 2 3 2 3 3 3 2 3 2 0 2 3 3 3 0

0 4 2 0 3 0

Diagram showing guitar tablature for measures 10-13. The top staff contains fret numbers: 2-0-2-3-2-0, 0-0-0-2-0, 3-2-0-2-3, 3-2-0-2-0, 0-2-3-3-2-0-2. The middle staff contains fret numbers: 5, 3, 2, 3, 2, 3, 3, 3, 2, 3, 2, 0, 2, 3, 3, 3, 0. The bottom staff contains fret numbers: 0, 4, 2, 0, 3, 0. The diagram shows fret positions with vertical lines and horizontal bars representing notes.

14

2-0-2-3-2-0-2-0 3-2-0-2-3 0-2-3-3-2-0-2

T  
A  
B

5 3 3 2 0 2 3 0 2 3 3 0

0 5 3 3 0

Diagram showing guitar tablature for measures 14-15. The top staff contains fret numbers: 2-0-2-3-2-0-2-0, 3-2-0-2-3, 0-2-3-3-2-0-2. The middle staff contains fret numbers: 5, 3, 3, 2, 0, 2, 3, 0, 2, 3, 3, 0. The bottom staff contains fret numbers: 0, 5, 3, 3, 0. The diagram shows fret positions with vertical lines and horizontal bars representing notes. A double bar line and a repeat sign are at the end.

# XXXI

11.07.2018

8

7

14

17

22

27

32

35

8

39

8

43

8

48

8

56

8

60

8

64

8

69

8

# XXXI

11.07.2018

♬

0 2-0 0 2-0 3-2-0 2-0 0

T 2-2 3 3-2-3 3-2-0 2-0 0 3-2 3-2 3-2-2-0

A 3-3 3 0 0 2 0 3-2 3-2

B 2-2 0 2 0 0 4 2-0

0 2 0 2 0 4 2-0

8

0 2-3-2 5-4-5-2 4-2-4-5 5-4-2 4 9-7-5-7-5

T 0-2-3 0 4 2 2 5 5-9

A 0 4 2 4 2 4 7 5

B 3 2 4 2 4 5 7 7

3 2 4 2 4 5 7 7

15

7-9-7 10-9-7-9-7-5-7-5-4 5 0 2-2 7-5-7-9

T 10-9-10 10-9 0 8-7-8-3-2 3-3 8-7-8-10

A 0 0 0 2-2 2-2 0

B 0 0 0 0 0 0

10-9-10 10-9 0 8-7-8-3-2 3-3 8-7-8-10

20

7-9-10 9-7-7 10-9 10-9-7-9-7 7-5 0 3-2 2-0-2-3 3-2-0

T 10-10 10-10 10-9 11 8 0 3-2 2-0-2-3 3-2-0

A 0 9 9 0 8 0 0 0

B 0 9 9 0 8 0 0 0

10-10 10-10 10-9 11 8 0 3-2 2-0-2-3 3-2-0

26

0 0-2-3 0-2-4 5 3-2-3 5 0-3-2-0 2-2-0 0 3-2-3 3-2-3-2-3 0

T 0 3 3-2 2 2 3 2 0 0 3 3-2 3-2-3-2-3 0

A 0 3 3-2 2 3 2 0 0 3 3-2 3-2-3-2-3 0

B 0 0 0 0 0 0 0 2 2 0 2 2

0 3 3-2 2 3 2 0 0 3 3-2 3-2-3-2-3 0

32

2 0 0 3-2-3 0 3-2-3 2 0 0 0-2-3 0 2 2-3

T 0 0 1-1 1-1 1-0 1-0 3-1 2-3

A 0 2 0-2 3 2 2 0 0

B 0 2 0-2 3 2 2 0 0

0 0 1-1 1-1 1-0 1-0 3-1 2-3

2

36

TAB

41

TAB

45

TAB

53

TAB

58

TAB

62

TAB



67

V

|           |         |             |     |                |   |
|-----------|---------|-------------|-----|----------------|---|
| 10-10-9-7 | 9-9-7-5 | 7-5-7-9-7-5 | 7-9 | 10-9-7-5-3-2-0 | 5 |
| 5         | 5       | 5           | 5   | 10-8-7-5-3     | 2 |
| 0         | 7       | 7           | 0   | 0              | 3 |
| 5         |         |             |     |                | 2 |
|           |         |             |     |                | 0 |

# XXXII

17.07.2018



# XXXII

17.07.2018

♩ = ♩.

**T** 0-2-3-2-0 | 0 | 0 7-9 | 10-9-7-9-7-6-7 | 0-0

**A** 3 | 0 | 0 | 0 | 0 | 0 | 0 | 0

**B** 2 | 2-0-2 | 2-7 | 9 | 9 | 2 | 2-7

5 ♯

**T** 7-5-7-10-9-6 | 0 | 0 7 | 5 3 | 0-2-3-2

**A** 6 8 | 0 | 0 | 0 | 0 | 0 | 0 | 0

**B** 7-2-3-10-9-6 | 7 | 5 | 3 | 2

9

**T** 2

**A** 0



**B** 2

|



# XXXIII

17.07.2018



# XXXIII

17.07.2018

6

Measure 6: TAB notation on three staves. Staff 1: 0-2-2-0 | 3-3-2-0-2-2 | 2-0 | 3-2-0 | 2. Staff 2: 0 | 0 | 0 | 0 | 0 | 1 | 0. Staff 3: 2 | | | | | | | 2-10-9. Fingering numbers are placed above the notes. A bar line is present after the first two notes of the first staff.

6

Measure 6: TAB notation on three staves. Staff 1: 7-8-7 | 7-5-5 | 8-7-5 | 7-0-3 | 3-2-0-3-2-3-0-2. Staff 2: 0 | 0 | 0 | 0 | 0 | 8 | 0. Staff 3: 7 | | | | | | | 2. Fingering numbers are placed above the notes.

11

Measure 11: TAB notation on three staves. Staff 1: 2-2-5-3 | 3-2-0-2-0 | 3-2-0-2-0-0 | 0-2-3-2-2-3 | 2-7-7-10-9. Staff 2: 0 | 5-3-3 | 5-4-4 | 5-3 | 0. Staff 3: 2 | | | | | | | 2. Fingering numbers are placed above the notes.

16

Measure 16: TAB notation on three staves. Staff 1: 10-9-7-9-7-7 | 9-7-9-10-9-7-9 | 0-3-2-3-2-0-2 | 7. Staff 2: 7-10-10 | 10-0 | 0 | 0. Staff 3: | | | | | | | 2-3-10-7. Fingering numbers are placed above the notes. A double bar line is at the end of the measure.

# XXXIV

20.07.2018

8

6

8

11

8

18

8

# XXXIV

20.07.2018

2 2 3 2 0 2 2 3 2 0 0 2 2 3 0 0

TAB 0 2 0 0 1 0 0 0

Diagram 1: A four-line guitar tablature system. The top line contains the sequence of fret numbers: 2, 2, 3, 2, 0, 2, 2, 3, 2, 0, 0, 2, 2, 3, 0, 0. The second line contains: 0, 2, 0, 0, 1, 0, 0, 0. The third line contains: 0, 2, 0, 0, 0, 0, 0, 0. The fourth line contains: 2, 2, 0, 0, 0, 0, 0, 0. Below the lines are vertical tick marks indicating fret positions. A slash symbol is placed below the first measure.

6

0 0 3 2 0 0 2 3 3 2 0 2 2 0 0 0 0 0 2 3 0 5 3

TAB 0 4 4 3 3 3 2 0 2 3 0 3 2

B 2 2 0 0 4 2

Diagram 2: A four-line guitar tablature system. The top line contains the sequence of fret numbers: 0, 0, 3, 2, 0, 0, 2, 3, 3, 2, 0, 2, 2, 0, 0, 0, 0, 0, 2, 3, 0, 5, 3. The second line contains: 0, 4, 4, 3, 3, 3, 2, 0, 2, 3, 0, 3, 2. The third line contains: 2, 2, 0, 0, 4, 2. The fourth line contains: 2, 2, 0, 0, 4, 2. Below the lines are vertical tick marks indicating fret positions.

11

2 3 2 3 0 2 0 2 3 0 2 0 2 3 2 7 8 7 10 9 0 0 7 5

TAB 0 4 2 4 5 0 0 0 0 0 0 0

B 0 4 2 5 9 5 4

Diagram 3: A four-line guitar tablature system. The top line contains the sequence of fret numbers: 2, 3, 2, 3, 0, 2, 0, 2, 3, 0, 2, 0, 2, 3, 2, 7, 8, 7, 10, 9, 0, 0, 7, 5. The second line contains: 0, 4, 2, 4, 5, 0, 0, 0, 0, 0, 0, 0. The third line contains: 0, 4, 2, 5, 9, 5, 4. The fourth line contains: 0, 4, 2, 5, 9, 5, 4. Below the lines are vertical tick marks indicating fret positions.

18

3 0 2 3 2 3 5 3 2 3 2 3 3 3 0

TAB 0 0 0 0 0 0 0 0 0 0 0 0 0 0 0

B 2 0 0 0 0 0 0 0 0 0 0 0 0 0 0

Diagram 4: A four-line guitar tablature system. The top line contains the sequence of fret numbers: 3, 0, 2, 3, 2, 3, 5, 3, 2, 3, 2, 3, 3, 3, 0. The second line contains: 0, 0, 0, 0, 0, 0, 0, 0, 0, 0, 0, 0, 0, 0, 0. The third line contains: 2, 0, 0, 0, 0, 0, 0, 0, 0, 0, 0, 0, 0, 0, 0. Below the lines are vertical tick marks indicating fret positions. The system ends with a double bar line.

# XXXV

20.07.2018

Musical staff 1, measures 1-9. Treble clef, key signature of three sharps (F#, C#, G#), and a common time signature (C). The staff contains a series of chords and melodic fragments, including a sequence of eighth notes in the upper voice.

Musical staff 2, measures 10-16. Treble clef, key signature of three sharps, and common time. The staff continues the melodic and harmonic development from the previous staff.

Musical staff 3, measures 17-25. Treble clef, key signature of three sharps, and common time. The staff features more complex rhythmic patterns and chordal textures.

Musical staff 4, measures 26-32. Treble clef, key signature of three sharps, and common time. A double bar line is present at the beginning of the staff. The notation includes various rhythmic values and rests.

Musical staff 5, measures 33-39. Treble clef, key signature of three sharps, and common time. The staff concludes with a final cadence, including a double bar line and a repeat sign.

# XXXV

20.07.2018

II II V

Measure 1: II, fret 5, strings 2-4, notes 5, 4, 4, 2, 0. Measure 2: II, fret 5, strings 2-4, notes 5, 4, 4, 5, 7. Measure 3: V, fret 9, strings 2-4, notes 9, 7, 10, 9, 0, 0.

11 II V

Measure 4: fret 10, strings 2-4, notes 10, 9, 9, 7, 4, 4, 0, 2, 4. Measure 5: II, fret 5, strings 2-4, notes 5, 4, 4, 2, 0. Measure 6: V, fret 9, strings 2-4, notes 9, 7, 5, 7, 5, 9, 9, 0.

20 II ♩. = ♩.

Measure 7: fret 10, strings 2-4, notes 10, 9, 7, 4, 2, 0, 2, 0, 2, 4. Measure 8: II, fret 5, strings 2-4, notes 5, 2, 0, 0, 3, 3, 3, 2, 0, 2. Measure 9: ♩. = ♩., fret 2, strings 2-4, notes 2, 3, 3, 2, 2, 2, 2, 2, 2.

30 II ♩. = ♩.

Measure 10: fret 0, strings 2-4, notes 2, 3, 2, 2, 3, 2, 0, 2, 5, 4, 4, 5, 4, 4, 2, 0, 2, 4, 2, 0. Measure 11: II, fret 5, strings 2-4, notes 5, 4, 2, 2, 2, 2, 2, 2, 2, 2, 2, 2, 2, 2, 2, 2, 2, 2, 2, 2. Measure 12: ♩. = ♩., fret 0, strings 2-4, notes 0, 2, 0, 0, 0, 2, 2, 2, 2, 0, 0, 0, 2, 2, 2, 0.

# XXXVI

21.07.2018

Musical staff 1: Treble clef, key signature of two sharps (F# and C#), 8/8 time signature. The staff contains a sequence of chords and melodic fragments. The first measure features a triad of F#, C#, and G. Subsequent measures include various chordal textures and moving lines.

Musical staff 2: Treble clef, key signature of two sharps, 8/8 time signature. The staff begins with a melodic line starting on G. The second measure contains a chord with a flat (F) and a sharp (C#). The staff concludes with a melodic phrase ending on a flat (F).

Musical staff 3: Treble clef, key signature of two sharps, 8/8 time signature. The staff starts with a melodic line. The label "Harm12" is positioned above the staff in the fourth measure, indicating a harmonic structure. The staff ends with a melodic phrase.

Musical staff 4: Treble clef, key signature of two sharps, 8/8 time signature. The staff features a complex melodic line with many sixteenth notes. The staff concludes with a melodic phrase.

Musical staff 5: Treble clef, key signature of two sharps, 8/8 time signature. The staff contains a melodic line with dotted rhythms. The label "Harm12" appears three times above the staff in measures 3, 4, and 5. The final measure is marked with "H5" above the staff.

# XXXVI

21.07.2018

II

Measures 4-9 of a guitar piece. The notation includes fret numbers on the top three strings and bar lines. Measure 4: 0-2, 2-3, 3-3. Measure 5: 2-0-2, 3-3, 3-0. Measure 6: 2-4-5, 5-4-2, 4-2. Measure 7: 4-5, 3-2-3, 4-2. Measure 8: 4-2-0-2, 0-4, 0-0. Measure 9: 0-0, 2-1, 2-0. The bottom staff shows a series of notes and rests.

10

II

Measures 10-17. Measure 10: 2-2-4, 4-5-4, 5-5, 4-4, 4-2-0-4, 2-0-2, 0-0. Measure 11: 3-2-0, 0-0, 0-0. Measure 12: 0-4, 0-2-1, 2-0. Measure 13: 0-0, 0-0. Measure 14: 0-0, 0-0. Measure 15: 0-0, 0-0. Measure 16: 0-0, 0-0. Measure 17: 3-2-0, 0-0, 0-0. The bottom staff shows a series of notes and rests.

18

(Harm12)

Measures 18-23. Measure 18: 2-0, 0-4, 2-0. Measure 19: (0)-(2)-(3), (2)-(0), (4). Measure 20: 0-2-3-2, 2-0-2-0. Measure 21: 3-0, 0-2-0. Measure 22: 2-0-2-3-2-0, 3-2. Measure 23: 3-2, 0-0. The bottom staff shows a series of notes and rests.

24

Measures 24-32. Measure 24: 3-2-3, 0-0, 0-2. Measure 25: 3-2-2-3, 0-0, 0-2-3. Measure 26: 0-2-3, 0-0, 2-0. Measure 27: 0-0, 2-0, 3-0. Measure 28: 5-0, 4-0, 5-0. Measure 29: 7-0, 5-0, 7-0. Measure 30: 9-0, 7-0, 9-0. Measure 31: 10-0, 9-0, 10-0. Measure 32: 9-0, 9-0. The bottom staff shows a series of notes and rests.

33

Harm12 H5

Measures 33-34. Measure 33: 10-0, 9-0. Measure 34: 0-0. The bottom staff shows a series of notes and rests.



# XXXVII

21.07.2018

Musical notation for the first system, measures 1-5. The key signature is two sharps (F# and C#). The melody is written in a treble clef with a soprano clef (8) below it. The bass line is written in a bass clef. The music consists of eighth and sixteenth notes, with some chords and rests.

Musical notation for the second system, measures 6-10. The key signature is two sharps (F# and C#). The melody is written in a treble clef with a soprano clef (8) below it. The bass line is written in a bass clef. The music consists of eighth and sixteenth notes, with some chords and rests.

Musical notation for the third system, measures 11-15. The key signature is two sharps (F# and C#). The melody is written in a treble clef with a soprano clef (8) below it. The bass line is written in a bass clef. The music consists of eighth and sixteenth notes, with some chords and rests.

Musical notation for the fourth system, measures 16-19. The key signature is two sharps (F# and C#). The melody is written in a treble clef with a soprano clef (8) below it. The bass line is written in a bass clef. The music consists of eighth and sixteenth notes, with some chords and rests. Measures 16-18 feature triplets of eighth notes.

# XXXVII

21.07.2018

2 2 0 3 2 0 2 3 0 2 2 0 7 0

3 0 0 0 0 0 1 1 0 0 8 7 0

2 2 3 2 2 2 6 7

6

0 2 0 0 2 0 2 2 0 2 0 2 0 2 0 0

3 2 0 2 3 3 2 3 3 3 2 0 0 0 0 0 0 0 3

2 3 2 2 2 0 0 0 0 0 0 0 3

11

2 0 0 3 2 3 2 0 0 7 8 0 0 7 8 0

0 0 4 5 7 8 10 8 7 0 0 0 0

2 3 5 10 9 6 7 7

16

3 2 0 0 2 3 3 0 2 2

0 0 0 0 0 0 0 0 0 0

2 3 2 2

3 3 3

# XXXVIII

22.07.2018

6=D 8

The first system of music contains measures 6, 7, and 8. It begins with a treble clef, a key signature of two sharps (F# and C#), and a common time signature. Measure 6 starts with a bass clef and a '6=D' instruction. The melody in the treble clef consists of quarter notes: D5, E5, F#5, G5, A5, B5, C6, D6. The bass line consists of quarter notes: D3, E3, F#3, G3, A3, B3, C4, D4. Measure 7 continues the melody with quarter notes: E5, F#5, G5, A5, B5, C6, D6. The bass line continues with quarter notes: D3, E3, F#3, G3, A3, B3, C4, D4. Measure 8 concludes the system with a quarter note D6 in the treble and a quarter note D4 in the bass. The system ends with a double bar line.

6

The second system of music contains measures 6, 7, and 8. It begins with a treble clef, a key signature of two sharps (F# and C#), and a common time signature. Measure 6 starts with a bass clef and a '6' instruction. The melody in the treble clef consists of quarter notes: D5, E5, F#5, G5, A5, B5, C6, D6. The bass line consists of quarter notes: D3, E3, F#3, G3, A3, B3, C4, D4. Measure 7 continues the melody with quarter notes: E5, F#5, G5, A5, B5, C6, D6. The bass line continues with quarter notes: D3, E3, F#3, G3, A3, B3, C4, D4. Measure 8 concludes the system with a quarter note D6 in the treble and a quarter note D4 in the bass. The system ends with a double bar line.

# XXXVIII

22.07.2018

TAB

6=D

6

TAB

0

# XXXIX

28.07.2018

Harm12

The first system of music consists of six measures. It begins with a treble clef, a key signature of three sharps (F#, C#, G#), and a common time signature. The first measure contains a whole note chord with notes F#, C#, G#, and D. The second measure has a whole note chord with notes F#, C#, G#, and D. The third measure has a whole note chord with notes F#, C#, G#, and D. The fourth measure has a whole note chord with notes F#, C#, G#, and D. The fifth measure has a whole note chord with notes F#, C#, G#, and D. The sixth measure has a whole note chord with notes F#, C#, G#, and D.

7

The second system of music consists of five measures. It begins with a treble clef, a key signature of three sharps (F#, C#, G#), and a common time signature. The first measure contains a whole note chord with notes F#, C#, G#, and D. The second measure has a whole note chord with notes F#, C#, G#, and D. The third measure has a whole note chord with notes F#, C#, G#, and D. The fourth measure has a whole note chord with notes F#, C#, G#, and D. The fifth measure has a whole note chord with notes F#, C#, G#, and D.

12

The third system of music consists of three measures. It begins with a treble clef, a key signature of three sharps (F#, C#, G#), and a common time signature. The first measure contains a whole note chord with notes F#, C#, G#, and D. The second measure has a whole note chord with notes F#, C#, G#, and D. The third measure has a whole note chord with notes F#, C#, G#, and D.

# XXXIX

28.07.2018

Harm12

0-0 3-2 2-0 0-2-3 2-2 5-4-2-5 4-2-0-4 2-0

0 3-2 2-0 0-2-3 3 3 0 3-3

1 0 0 0 3 4 2 3

2 2 2 0 4 2 0

3 0 2-0-2-3 2 0

4 2-0-2-3 2 0

5 0 2-0-2-3 2 0

6 0 2-0-2-3 2 0

7 0 2-0-2-3 2 0

8 0 2-0-2-3 2 0

9 0 2-0-2-3 2 0

10 0 2-0-2-3 2 0

11 0 2-0-2-3 2 0

12 0 2-0-2-3 2 0

8

VII

5-3-2 0-2-3 3-2-3 2 7-10-9 9-7-7 7

0 0 0 0 7 7 11 7

0 0 0 0 9 7 11 8

2 3 2 2 3-2-10-9 7 9 9

3 2 2 2 3-2-10-9 7 9 9

4 3 2 2 3-2-10-9 7 9 9

5 3 2 2 3-2-10-9 7 9 9

6 3 2 2 3-2-10-9 7 9 9

7 3 2 2 3-2-10-9 7 9 9

8 3 2 2 3-2-10-9 7 9 9

9 3 2 2 3-2-10-9 7 9 9

10 3 2 2 3-2-10-9 7 9 9

11 3 2 2 3-2-10-9 7 9 9

12 3 2 2 3-2-10-9 7 9 9

# XL

29.07.2018

6=D 8

The first system of music consists of four measures. It begins with a treble clef, a key signature of two sharps (F# and C#), and a common time signature. The first measure contains a whole rest on the treble staff and a whole note chord of D4 and F#4 on the bass staff. The second measure features a whole note chord of G4 and B4 on the treble staff and a whole note chord of D4 and F#4 on the bass staff. The third measure has a quarter note G4 on the treble staff and a quarter note D4 on the bass staff. The fourth measure contains a quarter note A4 on the treble staff and a quarter note D4 on the bass staff.

5

The second system of music consists of four measures. The first measure has a whole note chord of G4 and B4 on the treble staff and a whole note chord of D4 and F#4 on the bass staff. The second measure features a quarter note G4 on the treble staff and a quarter note D4 on the bass staff. The third measure has a quarter note A4 on the treble staff and a quarter note D4 on the bass staff. The fourth measure contains a quarter note B4 on the treble staff and a quarter note D4 on the bass staff.

10

The third system of music consists of four measures. The first measure has a quarter note G4 on the treble staff and a quarter note D4 on the bass staff. The second measure features a quarter note A4 on the treble staff and a quarter note D4 on the bass staff. The third measure has a quarter note B4 on the treble staff and a quarter note D4 on the bass staff. The fourth measure contains a quarter note C#5 on the treble staff and a quarter note D4 on the bass staff, followed by a double bar line.

# XL

29.07.2018

6=D

6=D

2-0-3-2 | 2-3-2-3 | 2-0-0 | 2-0-2-3-0-2 | 2-10-9

3-2-3 | 3-3-2 | 3-2-3 | 3-5-3 | 3-3

0 | 0 | 0 | 0 | 0

0 | 0 | 0 | 0 | 0

Diagram showing fret positions for measure 6=D. The strings are numbered 1 to 6 from top to bottom. The fret numbers are: 2-0-3-2 | 2-3-2-3 | 2-0-0 | 2-0-2-3-0-2 | 2-10-9. The bass line shows: 0 | 0 | 0 | 0 | 0.

6

6

9-7 | 2-0-2-3-5-3-2-0 | 2-0-0 | 10-9 | 9-7

10-10-8 | 3-3-2-3 | 3-7 | 10-8

0 | 0 | 0 | 7

0 | 0 | 0 | 0

Diagram showing fret positions for measure 6. The strings are numbered 1 to 6 from top to bottom. The fret numbers are: 9-7 | 2-0-2-3-5-3-2-0 | 2-0-0 | 10-9 | 9-7. The bass line shows: 0 | 0 | 0 | 7.

11

11

2-3-5-0-2-3 | 3-0-2-3-0 | 0-2-3-2-0-0 | 2-3

0 | 0-2-3 | 3-2 | 3

0 | 4 | 2-0 | 5-0 | 0-0

0 | 0 | 5 | 0 | 0

Diagram showing fret positions for measure 11. The strings are numbered 1 to 6 from top to bottom. The fret numbers are: 2-3-5-0-2-3 | 3-0-2-3-0 | 0-2-3-2-0-0 | 2-3. The bass line shows: 0 | 4 | 2-0 | 5-0 | 0-0.



# XLI

30.07.2018

6=D 8

Harm12

7

$\text{♩} = \text{♩}.$

11

$\text{♩} = \text{♩}.$

# XLI

30.07.2018

Harm12

6=D

This block contains the first six measures of guitar tablature. The notation is as follows:

| Measure | String 1 (Top) | String 2 | String 3 | String 4 | String 5 | String 6 (Bottom) |
|---------|----------------|----------|----------|----------|----------|-------------------|
| 1       | 0              | 0        | 0        | 2        |          | 2                 |
| 2       | 3              | 2        | 0        |          |          |                   |
| 3       | 2              |          |          |          |          | 0                 |
| 4       | 3              | 2        |          |          |          | 2                 |
| 5       | 3              | 2        | 0        | 2        |          | 0                 |
| 6       | 0              | 2        | 3        |          |          | 5 4               |

Accents (^^) are placed above the notes in measures 2, 3, and 5.

7

$\text{♪} = \text{♪}$

This block contains measures 7, 8, and 9 of guitar tablature. The notation is as follows:

| Measure | String 1 (Top) | String 2 | String 3 | String 4 | String 5 | String 6 (Bottom) |
|---------|----------------|----------|----------|----------|----------|-------------------|
| 7       | 2              |          |          |          |          | 0                 |
| 8       | 0              | 3        | 2        | 3        | 2        | 0                 |
| 9       | 3              | 2        | 0        | 2        | 0        | 2                 |

Measure 9 continues with: 0, 3, 2, 3, 0, 2, 0, 2, 3 on the top string; 2, 0 on the fourth string; 4, 2, 0 on the fifth string.

11

$\text{♪} = \text{♪}$


This block contains measures 10 and 11 of guitar tablature. The notation is as follows:

| Measure | String 1 (Top) | String 2 | String 3 | String 4 | String 5 | String 6 (Bottom) |
|---------|----------------|----------|----------|----------|----------|-------------------|
| 10      | 5              | 3        | 2        | 3        | 2        | 0                 |
| 11      | 5              | 1        |          |          |          | 3                 |

Measure 11 continues with: 2, 3, 3, 0 on the top string; 0 on the sixth string.

# XLII

02.08.2018



# XLII

02.08.2018

6=D

TAB

2-2-5 | 3-2-0 | 3-2-3-5-3-2 | 3-2-0-2-3 | 5-3-3-2 | 2-3-3-0

7

TAB

3-2-3-0-2 | 2-0-2-3-0 | 0-3-0-2-3-0-2-3 | 2-3-3-0 | 3-2-3-2-3-0 | 2-3-3-0

# XLIII

03.08.2018

6=D 8

8

13

Fine

17

1X

21

2X

D.C. al Fine

# XLIII

03.08.2018

6=D

Measures 1-7 of the first system. The top staff (TAB) contains fret numbers: 3-3, 3-2-0, 3-0-2, 2-0, 2-3-3-3, 5-4-2, 4-2-0. The middle staff (TAB) contains fret numbers: 2, 0, 0, 4, 2. The bottom staff (TAB) contains fret numbers: 0, 0, 0, 0. A 'h' symbol is positioned above the fifth measure. Vertical bar lines are present below the bottom staff.

8

Measures 8-12 of the first system. The top staff (TAB) contains fret numbers: 2-0-2-3-2-0, 3-2, 3-2-0-2-0, 0-2-3-2-3-5, 7-5, 5, 8-8-7, 7-3-5. The middle staff (TAB) contains fret numbers: 2, 0, 4, 5, 0. The bottom staff (TAB) contains fret numbers: 0, 0, 0, 5, 0. A 'V' symbol is positioned above the tenth measure. Vertical bar lines are present below the bottom staff.

13

Measures 13-17 of the first system. The top staff (TAB) contains fret numbers: 2, 3, 3, 1-1, 0, 0, 0, 0-1-0, 0, 0-1-0, 3-1-0, 3-1-0. The middle staff (TAB) contains fret numbers: 3, 3, 3-1, 3-1, 3, 3-1-0, 3, 3-1-0. The bottom staff (TAB) contains fret numbers: 0, 0, 3, 2, 0, 5. A double bar line with a dot is placed after the second measure, labeled 'Fine'. Vertical bar lines are present below the bottom staff.

18

Measures 18-22 of the first system. The top staff (TAB) contains fret numbers: 0, 0-1-0, 3-1-3, 0-2-3-2-0, 0, 2-0-2-3, 0, 0-2, 3-0-2. The middle staff (TAB) contains fret numbers: 3, 2, 0, 4, 2. The bottom staff (TAB) contains fret numbers: 3, 2, 0, 4, 2. A double bar line with a dot is placed after the fourth measure, labeled '1X'. Vertical bar lines are present below the bottom staff.

23

Measures 23-27 of the first system. The top staff (TAB) contains fret numbers: 2, 0-2-5, 0, 3, 0-3, 3, 0-2, 4, 0. The middle staff (TAB) contains fret numbers: 0, 4, 2, 4, 0. The bottom staff (TAB) contains fret numbers: 0, 4, 2, 4, 0. A double bar line with a dot is placed after the fourth measure, labeled '2X'. Vertical bar lines are present below the bottom staff.

D.C. al Fine

# XLIV

04.08.2018

6=D 8

8

14

# XLIV

04.08.2018

6=D

T  
A  
B

3 3

8

T  
A  
B

3 3

15



T  
A  
B

3



# XLV

18.07.2018



# XLV

18.07.2018

2-2-2-0 **w** 2 2-2-2-3-5-3-2 2-0 **w w**

**T** 3 3-2-0-2-0 3 3 3-2-3-2-0

**A** 3 0 3 0 3 0

**B** 0 0 0 2

4 2-0-2-3-5 **w** 10-9-7 9-7-5 **w** 3-2-0-2 2-0 **w** 2

**T** 0 3 0 0 0 5 3 3-2-3

**A** 0 0 0 0 0 0 0 0

**B** 0 0 0 0 0 0 0 0

9 2-2-2-0 **w** 2-2-2-0 **w** 7

**T** 0 3-2-2-0-2-3-0 0 3-2-2-0-2-3-0 0

**A** 0 0 0 0 0 0 0 0 0 0 0

**B** 2 2 2 2 2 2 2 7

# XLVI

05.08.2018

6=D  
8

Musical staff 1: Treble clef, key signature of three sharps (F#, C#, G#), 8/8 time signature. The staff contains a sequence of notes and rests, including a double bar line with repeat dots at the end. A fermata is placed over the final note of the first system.

9

Musical staff 2: Treble clef, key signature of three sharps (F#, C#, G#), 8/8 time signature. The staff contains a sequence of notes and rests.

15

Musical staff 3: Treble clef, key signature of three sharps (F#, C#, G#), 8/8 time signature. The staff contains a sequence of notes and rests, including a double bar line with repeat dots at the end.

22

Musical staff 4: Treble clef, key signature of three sharps (F#, C#, G#), 8/8 time signature. The staff contains a sequence of notes and rests, including a double bar line with repeat dots at the end.

28

Musical staff 5: Treble clef, key signature of three sharps (F#, C#, G#), 8/8 time signature. The staff contains a sequence of notes and rests, including a double bar line with repeat dots at the end.

# XLVI

05.08.2018

6=D

6=D

7-7-5 8 | 7-5-7 8 | 5-0 2 3 | 2-0 3-2 | 3-2-0 | 2-0 3 | 2-0

TAB

Diagram showing fret positions for measures 6-8. Measure 6: 7-7-5 (top), 8 (middle), 0 (bottom). Measure 7: 7-5-7 (top), 8 (middle), 0 (bottom). Measure 8: 5-0 (top), 2 (middle), 3 (bottom). Measure 9: 2-0 (top), 3-2 (middle), 3 (bottom). Measure 10: 3-2-0 (top), 2-0 (middle), 3 (bottom). Measure 11: 2-0 (top), 3 (middle), 0 (bottom). Measure 12: 2-0 (top), 0 (middle), 0 (bottom).

9

10-9-7 10 | 9-7-9-10 10 | 10-9-7 0 | 9-7-9-10 0 | 9-7 10-9 | 9-7-9-10 0 | 2-0-2-3 0

TAB

Diagram showing fret positions for measures 9-15. Measure 9: 10-9-7 (top), 10 (middle), 0 (bottom). Measure 10: 9-7-9-10 (top), 10 (middle), 0 (bottom). Measure 11: 10-9-7 (top), 0 (middle), 0 (bottom). Measure 12: 9-7-9-10 (top), 0 (middle), 0 (bottom). Measure 13: 9-7 (top), 10-9 (middle), 0 (bottom). Measure 14: 9-7-9-10 (top), 0 (middle), 0 (bottom). Measure 15: 2-0-2-3 (top), 0 (middle), 0 (bottom).

16

2-0 3-2 | 0 3-2-3 | 3 2-2-0 | 3-2-3 0 | 2-0 3-2-3 | 2 3 | 7-7-5 8

TAB

Diagram showing fret positions for measures 16-22. Measure 16: 2-0 (top), 3-2 (middle), 0 (bottom). Measure 17: 0 (top), 3-2-3 (middle), 0 (bottom). Measure 18: 3 (top), 2-2-0 (middle), 0 (bottom). Measure 19: 3-2-3 (top), 0 (middle), 0 (bottom). Measure 20: 2-0 (top), 3-2-3 (middle), 0 (bottom). Measure 21: 2 (top), 3 (middle), 0 (bottom). Measure 22: 7-7-5 (top), 8 (middle), 0 (bottom).

23

7-5-7 8 | 5 7-8-7 | 7-5 0 5-7-5-7-8 | 5-10-5 8-7 | 8-7-5 7

TAB

Diagram showing fret positions for measures 23-27. Measure 23: 7-5-7 (top), 8 (middle), 0 (bottom). Measure 24: 5 (top), 7-8-7 (middle), 0 (bottom). Measure 25: 7-5 (top), 0 (middle), 5-7-5-7-8 (bottom). Measure 26: 5-10-5 (top), 8-7 (middle), 0 (bottom). Measure 27: 8-7-5 (top), 7 (middle), 0 (bottom).

28

8 7 5 7 8 5 7 | 2 3 3 0

TAB

Diagram showing fret positions for measures 28-30. Measure 28: 8 (top), 7 (middle), 5 (bottom). Measure 29: 7 (top), 8 (middle), 5 (bottom). Measure 30: 5 (top), 7 (middle), 2 (bottom). Measure 31: 2 (top), 3 (middle), 3 (bottom). Measure 32: 3 (top), 0 (middle), 0 (bottom).

# XLVII

19.07.2018

Musical notation for measures 8-10. The key signature is two sharps (F# and C#). The notation is on a single staff with a treble clef and a common time signature 'C'. Measure 8 starts with a bass clef and an '8' below it. The music consists of chords and single notes, with a melodic line in the upper voice.

Musical notation for measures 11-18. The key signature is two sharps (F# and C#). The notation is on a single staff with a treble clef and a common time signature 'C'. Measure 11 starts with a bass clef and an '11' above it. The music continues with chords and single notes, showing a more active melodic line.

Musical notation for measures 19-20. The key signature is two sharps (F# and C#). The notation is on a single staff with a treble clef and a common time signature 'C'. Measure 19 starts with a bass clef and a '19' above it. The music concludes with a final chord and a double bar line.

# XLVII

19.07.2018

III II

2-2 5-5 7-7 5 10-10 9-9 7 5 7-5-3 5 5-4-2  
3-3 7-7 8-8 7 9 9 5 4 3 3 2  
3 8 0 9 9 5 4 5 3 3 4  
0 0 0 0 9 9 5 4 5 5 2

Vertical bar lines separate 11 measures. Measure 10 contains a triplet of notes (3, 3, 3) on the 3rd string. Measure 11 contains a triplet of notes (2, 2, 2) on the 2nd string. Fingering numbers are placed above the strings.

12 V

4 4-2-0 2-4-5 9-10 10 9 7-5 10-8-7 8-7 0 2-2  
2 0 3 5 0 0 8 0 8-7 3-3  
2 3 3 0 0 0 0 0 0 3  
4 2 0 7 9 9 5 0 0 0

Vertical bar lines separate 10 measures. Measure 12 contains a triplet of notes (2, 2, 2) on the 2nd string. Measure 13 contains a triplet of notes (3, 3, 3) on the 3rd string. Measure 14 contains a triplet of notes (4, 4, 4) on the 4th string. Measure 15 contains a triplet of notes (5, 5, 5) on the 5th string. Measure 16 contains a triplet of notes (6, 6, 6) on the 6th string. Measure 17 contains a triplet of notes (7, 7, 7) on the 7th string. Measure 18 contains a triplet of notes (8, 8, 8) on the 8th string. Measure 19 contains a triplet of notes (9, 9, 9) on the 9th string. Measure 20 contains a triplet of notes (10, 10, 10) on the 10th string. Measure 21 contains a triplet of notes (11, 11, 11) on the 11th string. Fingering numbers are placed above the strings.

22

5 9 10  
7 7 8  
0 0 0

Vertical bar lines separate 2 measures. Measure 22 contains a triplet of notes (5, 9, 10) on the 5th string. Measure 23 contains a triplet of notes (7, 8, 0) on the 7th string. Fingering numbers are placed above the strings.

# XLVIII

05.08.2018

6=D 8

The first system of music consists of eight measures. It begins with a treble clef, a key signature of two sharps (F# and C#), and a common time signature. The melody starts on a half note D4, followed by quarter notes E4, F#4, G4, A4, B4, and C#5. The bass line consists of a series of chords: a D4 octave chord, a D4-E4-F#4 chord, a D4-E4-F#4-G4 chord, a D4-E4-F#4-G4-A4 chord, a D4-E4-F#4-G4-A4-B4 chord, a D4-E4-F#4-G4-A4-B4-C#5 chord, a D4-E4-F#4-G4-A4-B4-C#5 chord, and a final D4 octave chord.

8

The second system of music consists of four measures. It begins with a treble clef, a key signature of two sharps (F# and C#), and a common time signature. The melody starts on a half note D4, followed by quarter notes E4, F#4, and G4. The bass line consists of a series of chords: a D4 octave chord, a D4-E4-F#4 chord, a D4-E4-F#4-G4 chord, a D4-E4-F#4-G4-A4 chord, a D4-E4-F#4-G4-A4-B4 chord, a D4-E4-F#4-G4-A4-B4-C#5 chord, and a final D4 octave chord.

# XLVIII

05.08.2018

**T**  
**A**  
**B**

6=D

10

**T**  
**A**  
**B**

| | |



# XLIX

10.08.2018

6=D 8

3 3

This system of musical notation is for the first system of the piece. It features a treble clef and a key signature of three sharps (F#, C#, G#). The time signature is 8/8. The notation includes a series of chords and melodic lines. A double bar line with repeat dots is present. There are two triplets of eighth notes, one in the upper voice and one in the lower voice. A fermata is placed over a note in the upper voice. A dynamic marking of  $6=D$  is at the beginning, and a '3' is written below the first triplet.

6

8

This system of musical notation is for the second system. It continues the piece with a treble clef and a key signature of three sharps. The time signature is 8/8. The notation includes a series of chords and melodic lines. A fermata is placed over a note in the upper voice. A dynamic marking of '6' is at the beginning, and an '8' is written below the first measure.

10

8

This system of musical notation is for the third system. It continues the piece with a treble clef and a key signature of three sharps. The time signature is 8/8. The notation includes a series of chords and melodic lines. A fermata is placed over a note in the upper voice. A dynamic marking of '10' is at the beginning, and an '8' is written below the first measure. The system ends with a double bar line.

# XLIX

10.08.2018

6=D

**T**  
**A**  
**B**

7-7-7-8-7 | 8-7-0-2 | 5-7-5-3 | 1-2 | 2-0-0  
8 | 0 | 7-8-7-5 | 2-3 | 3-3-3-2  
0 | 7 | 0 | 0 | 2  
| | | | |

3 3

6

**T**  
**A**  
**B**

3-2-0 | 0-2-3 | 3-2-0 | 3-2-3 | 2-0 | 3-3-2-3 | 3-2-0 | 0-2  
0-2-3 | 3-2 | 3-2-3 | 0-2 | 3-3-2-3 | 0-4 | 0-2  
2 | 0 | 2 | 0 | 0 | 2 | 0 | 2  
| | | | | | | |

4 4

11

**T**  
**A**  
**B**

0 | 0-2 | 4-0  
0 | 0 | 2  
2-0 | 5-4 | 5-4 | 2  
| | | |

# L

11.08.2018

6=D 8

Musical notation for measures 6-8. The key signature is D major (two sharps). The notation is on a single staff with a treble clef and a common time signature. Measure 6 starts with a bass clef and a common time signature, indicating a bass line. Measure 8 has a double bar line with a repeat sign.

9

Musical notation for measures 9-14. The key signature is D major. The notation is on a single staff with a treble clef and a common time signature. Measure 9 starts with a bass clef and a common time signature, indicating a bass line. Measure 14 ends with a double bar line.

15

Musical notation for measures 15-16. The key signature is D major. The notation is on a single staff with a treble clef and a common time signature. Measure 15 starts with a bass clef and a common time signature, indicating a bass line. Measure 16 ends with a double bar line.

# L

11.08.2018

6=D

3-3 | 2-0-2-3 | 2-0 | 2-0 | 5-4-5-2 | 4-2-0 | 2-0 | 0

T | A | B

3-3 | 3-3 | 0 | 0 | 4 | 2 | 0 | 3-2

2 | 0 | 0 | 0 | 4 | 2 | 0 | 4

6=D

9

0-2-4 | 5-4-5-7 | 10 | 9 | 7-5-5-3 | 3-2-0 | 0 | 0

T | A | B

3 | 0 | 0-0 | 0-0 | 0 | 3 | 0 | 0

2 | 0 | 9 | 9 | 5 | 2 | 2 | 2

# LI

12.08.2018

6=D 8

The first system of music consists of two staves. The upper staff is in treble clef with a key signature of three sharps (F#, C#, G#). It begins with a whole note chord of F#, C#, and G# on the first line, followed by a series of eighth notes: D5, E5, F#5, G#5, A5, B5, C6, D6, E6, F#6, G#6, A6, B6, C7, D7, E7, F#7, G#7, A7, B7, C8. The lower staff is in bass clef and contains a sequence of chords: D4, E4, F#4, G#4, A4, B4, C5, D5, E5, F#5, G#5, A5, B5, C6, D6, E6, F#6, G#6, A6, B6, C7, D7, E7, F#7, G#7, A7, B7, C8.

4 8

The second system of music consists of two staves. The upper staff is in treble clef with a key signature of three sharps. It begins with a whole note chord of F#, C#, and G# on the first line, followed by a series of eighth notes: D5, E5, F#5, G#5, A5, B5, C6, D6, E6, F#6, G#6, A6, B6, C7, D7, E7, F#7, G#7, A7, B7, C8. The lower staff is in bass clef and contains a sequence of chords: D4, E4, F#4, G#4, A4, B4, C5, D5, E5, F#5, G#5, A5, B5, C6, D6, E6, F#6, G#6, A6, B6, C7, D7, E7, F#7, G#7, A7, B7, C8.

6 8

The third system of music consists of two staves. The upper staff is in treble clef with a key signature of three sharps. It begins with a whole note chord of F#, C#, and G# on the first line, followed by a series of eighth notes: D5, E5, F#5, G#5, A5, B5, C6, D6, E6, F#6, G#6, A6, B6, C7, D7, E7, F#7, G#7, A7, B7, C8. The lower staff is in bass clef and contains a sequence of chords: D4, E4, F#4, G#4, A4, B4, C5, D5, E5, F#5, G#5, A5, B5, C6, D6, E6, F#6, G#6, A6, B6, C7, D7, E7, F#7, G#7, A7, B7, C8.

# LI

12.08.2018

6=D

The first system of guitar tablature consists of three staves. The top staff is labeled 'TAB' and contains the sequence of fret numbers: 5, 3, 2, 0, 2, 0, 3, 2. The middle staff contains the sequence: 0, 0, 0, 0, 0, 0, 0, 0. The bottom staff contains the sequence: 0, 0, 0, 0, 0, 0, 0, 0. Vertical lines indicate fret positions, and horizontal lines indicate the duration of notes. The first two measures are separated by a bar line. The third measure contains a double bar line, followed by two measures of rests.

4

The second system of guitar tablature consists of three staves. The top staff is labeled 'TAB' and contains the sequence of fret numbers: 3, 0, 2, 3, 2, 0, 5, 3, 2, 0, 2, 3, 5, 10, 9, 7, 5, 3. The middle staff contains the sequence: 0, 0, 0, 0, 0, 0, 0, 0. The bottom staff contains the sequence: 0, 0, 0, 0, 0, 0, 0, 0. Vertical lines indicate fret positions, and horizontal lines indicate the duration of notes. The first two measures are separated by a bar line. The third measure contains a double bar line, followed by two measures of rests.

6

The third system of guitar tablature consists of three staves. The top staff is labeled 'TAB' and contains the sequence of fret numbers: 2, 5, 8, 7, 5, 7, 5, 8, 7, 8, 12, 10, 8, 10, 9, 10, 10, 7, 8. The middle staff contains the sequence: 0, 0, 0, 0, 0, 0, 0, 0. The bottom staff contains the sequence: 0, 0, 0, 0, 0, 0, 0, 0. Vertical lines indicate fret positions, and horizontal lines indicate the duration of notes. The first two measures are separated by a bar line. The third measure contains a double bar line, followed by two measures of rests.

# LII

12.08.2018

6=D  
8

The first system of musical notation for 'LII' is written on a grand staff. The upper staff uses a treble clef and a key signature of three sharps (F#, C#, G#). The lower staff uses a bass clef. The music begins with a treble clef and a '6=D' instruction. A circled '8' is placed below the first measure of the upper staff. The melody in the upper staff consists of quarter notes and eighth notes, with some beamed eighth notes. The bass line consists of quarter notes and half notes. There are two bar lines in this system.

5

The second system of musical notation for 'LII' is written on a grand staff. The upper staff uses a treble clef and a key signature of three sharps (F#, C#, G#). The lower staff uses a bass clef. The music begins with a treble clef and a circled '5' above the first measure of the upper staff. The melody in the upper staff consists of quarter notes and eighth notes. The bass line consists of quarter notes and half notes. The system ends with a double bar line.

# LII

12.08.2018

6=D

5-5-4 | 4 | 2-0-0 | 3-2-0-2-3 | 0-2-2-0-2-4 | 5-9-7

4 | 2 | 3 | 3 | 3 | 4

0 | 4 | 2 | 0 | 0

5

10-9-7 | 9-7 | 7-9-7 | 9

0 | 10-10-9 | 10-7 | 7

0 | 7 | 0



# LIII

13.08.2018

6=D  
8

The first system of music consists of three measures. It begins with a treble clef, a key signature of two sharps (F# and C#), and a common time signature. The melody starts on a half note G4, followed by quarter notes A4, B4, and C5. The bass line consists of a half note D3. The second measure continues the melody with quarter notes D5, E5, and F#5, while the bass line has a half note D3. The third measure features a half note G5 in the melody and a half note D3 in the bass. The system ends with a double bar line.

6  
8

The second system of music consists of three measures. It begins with a treble clef, a key signature of two sharps (F# and C#), and a common time signature. The melody starts on a half note G4, followed by quarter notes A4, B4, and C5. The bass line consists of a half note D3. The second measure continues the melody with quarter notes D5, E5, and F#5, while the bass line has a half note D3. The third measure features a half note G5 in the melody and a half note D3 in the bass. The system ends with a double bar line.

11  
8

The third system of music consists of three measures. It begins with a treble clef, a key signature of two sharps (F# and C#), and a common time signature. The melody starts on a half note G4, followed by quarter notes A4, B4, and C5. The bass line consists of a half note D3. The second measure continues the melody with quarter notes D5, E5, and F#5, while the bass line has a half note D3. The third measure features a half note G5 in the melody and a half note D3 in the bass. The system ends with a double bar line.

# LIII

13.08.2018

6=D

2-2-3 0 2-2-3-2 2-5 8-7-0 2-2-0  
 3 3 3 3 3 8 0-0 3-2 3-2  
 0 0 2 0 0 7 2

6

0-0 2-0-2-4-5-7 9-10-9-7 9-7 0-0-0-0  
 2-3-2 0-0 0-0 10-10-9 9-7-4-5  
 0 0 0 0 10

11

10-0-9-0 3-2-0-2-3-0 2-3  
 10-0-2 0-0-0 2-3-0  
 2 0 5 4

# LIV

15.08.2018

6=D 8

Musical notation for measures 1-5. The piece is in D major (one sharp) and 8/8 time. The notation is on a grand staff with a treble clef. The melody consists of eighth and quarter notes, while the bass line features a steady eighth-note accompaniment.

6

Musical notation for measures 6-10. The melody continues with eighth and quarter notes, and the bass line maintains the eighth-note accompaniment.

10

Musical notation for measures 11-14. The melody features a more active eighth-note pattern, and the bass line continues with eighth notes.

15

Musical notation for measures 15-18. The melody concludes with a few quarter notes, and the bass line ends with a final chord. The piece concludes with a double bar line.

# LIV

15.08.2018

6=D

6=D

10-10-8 7 10-10-8 8-7-9-10 9-7 7 9-7 7-9-10

0 0

Diagram showing guitar TAB for measures 1-6. The key signature is 6=D. The TAB consists of three staves: Treble (T), Bass (A), and Bass (B). Measure 1: T (10-10-8), A (0), B (0). Measure 2: T (7, 10-10-8), A (0), B (0). Measure 3: T (8-7-9-10), A (10), B (0). Measure 4: T (9-7, 7, 10-9-10), A (0), B (0). Measure 5: T (9-7, 7-9-10), A (0), B (0). Measure 6: T (7-9-10), A (0), B (0). Diagrams below the TAB show the fretting patterns for each measure.

7

7

9-7 7 5 2-2-0 5-4-2-4-2-0 2-0-2-3-2-0 0-0-2-0

10-9-10 3-3-2 3 4 2 0 3 3

0 0 4 4 2 0 0 0

Diagram showing guitar TAB for measures 7-12. The key signature is 6=D. The TAB consists of three staves: Treble (T), Bass (A), and Bass (B). Measure 7: T (9-7, 7, 10-9-10), A (0), B (0). Measure 8: T (5, 3-3-2), A (0), B (0). Measure 9: T (2-2-0, 3), A (4), B (0). Measure 10: T (5-4-2-4-2-0), A (4, 2), B (0). Measure 11: T (2-0-2-3-2-0), A (0), B (0). Measure 12: T (0-0-2-0, 3, 3), A (0), B (0). Diagrams below the TAB show the fretting patterns for each measure.

13

13

0-2-3 2-3 0 3 0-2-3-2-0 2 3 3 3 0 3-2-3

5 0 2 0 0 3

Diagram showing guitar TAB for measures 13-16. The key signature is 6=D. The TAB consists of three staves: Treble (T), Bass (A), and Bass (B). Measure 13: T (0-2-3, 2-3, 0), A (5), B (0). Measure 14: T (3, 0-2-3-2-0), A (2), B (0). Measure 15: T (2, 3, 3, 3, 0), A (0), B (0). Measure 16: T (3-2-3, 3), A (0), B (0). Diagrams below the TAB show the fretting patterns for each measure.

# LV

15.08.2018

The first system of musical notation is written on a single staff in treble clef with a key signature of two sharps (F# and C#). It begins with a bass clef symbol and the number '8' below it. The melody consists of several measures, including a triplet of eighth notes in the second measure and a triplet of sixteenth notes in the fourth measure. The piece concludes with a final chord.

The second system of musical notation continues on a single staff in treble clef with a key signature of two sharps. It starts with a bass clef symbol and the number '6' above it. The melody features a triplet of eighth notes in the second measure and a triplet of sixteenth notes in the fourth measure. The system ends with a final chord.

# LV

15.08.2018

**T**  
**A**  
**B**

3 3

6

**T**  
**A**  
**B**

3 3

# LVI

16.08.2018

The first system of musical notation is written on a single staff in treble clef with a key signature of two sharps (F# and C#). It begins with a circled '8' below the staff. The notation includes a series of chords and melodic lines. A specific chord is labeled 'H12' above it. There are two triplets marked with the number '3' below the notes.

The second system of musical notation continues on a single staff in treble clef with the same key signature. It starts with a circled '8' below the staff. The notation features several triplets marked with the number '3' above the notes, interspersed with other melodic and harmonic elements. The system concludes with a double bar line.

# LVI

16.08.2018

H12

T  
A  
B

8

T  
A  
B



# LVII

16.08.2018

8 Fritt tempo

Musical notation for measures 1-4. The piece is in G major (one sharp) and 8/8 time. The melody consists of eighth notes, and the bass line features a steady eighth-note accompaniment. Measure 4 ends with a fermata over a G major chord.

5

Musical notation for measures 5-8. The melody continues with eighth notes, and the bass line has a similar accompaniment. Measure 8 ends with a fermata over a G major chord.

8

Musical notation for measures 9-12. Measures 9-11 feature a complex texture with sixteenth-note runs in both the treble and bass staves. Measure 12 concludes with a fermata over a G major chord.

11 Harm12

Musical notation for measures 13-16. The melody is primarily eighth notes, and the bass line has a simple accompaniment. Measure 16 ends with a fermata over a G major chord.

# LVII

16.08.2018

Fritt tempo

The first system of guitar tablature consists of two lines: TAB and B. The TAB line has four measures with the following fret numbers: 7, 0, 7, 0. The B line has four measures with the following fret numbers: 7-5-7-3-2-3, 3-2, 7, 8-7-5-7-3-5-10-8, 7, 8-7-5-7-3-5-2, 3. Fret diagrams are shown below the B line, indicating the fingerings for each measure.

6

The second system of guitar tablature consists of two lines: TAB and B. The TAB line has six measures with the following fret numbers: 0-0, 2-3-2-0, 2-2-2, 2-2-2, 3-3-3, 2-2-2, 3-3-3, 2-2-2. The B line has six measures with the following fret numbers: 1-1, 0, 3-2, 0, 0, 0, 0, 0. Fret diagrams are shown below the B line, indicating the fingerings for each measure.

9

The third system of guitar tablature consists of two lines: TAB and B. The TAB line has three measures with the following fret numbers: 2, 0, 0. The B line has three measures with the following fret numbers: 2, 7-5-7-3-2-3, 3-2, 2, 0, 3, 0, 1-0-1-0, 0, 0, 1, 0, 1, 0, 2, 2. A circled '9' with a downward arrow is above the first measure. The text "Harm12....." is written above the second measure. A circled '9' with a downward arrow is above the final measure. Fret diagrams are shown below the B line, indicating the fingerings for each measure.

# LVIII

17.08.2018

Musical staff 1, measures 1-5. The staff is in treble clef with a key signature of two sharps (F# and C#) and a common time signature. It features a complex melodic line with many beamed notes and rests, and a bass line with chords and single notes. A double bar line with a repeat sign is at the beginning.

6

Musical staff 2, measures 6-12. Continuation of the piece, showing a melodic line with various rhythmic values and a bass line with chords. A double bar line with a repeat sign is at the beginning.

13

Musical staff 3, measures 13-18. Continuation of the piece, showing a melodic line with various rhythmic values and a bass line with chords. A double bar line with a repeat sign is at the beginning.

19

Musical staff 4, measures 19-22. Continuation of the piece, showing a melodic line with various rhythmic values and a bass line with chords. A double bar line with a repeat sign is at the beginning.

23

Musical staff 5, measures 23-26. Continuation of the piece, showing a melodic line with various rhythmic values and a bass line with chords. A double bar line with a repeat sign is at the beginning.

# LVIII

17.08.2018

♬ ♬

System 1: Four measures of guitar tablature. The top line (T) contains fret numbers: 2-3, 2-0, 3-2, 3-2-3-2-0-2, 0-0-7-8-7-5-5, 8-7-0-3-2-0. The middle line (A) contains: 0, 3, 3-2, 3-2-0-2, 0-0, 8. The bottom line (B) contains: 2, 2, 7, 7-2. Vertical bar lines are present at the end of each measure. Below the lines are vertical tick marks and horizontal bars representing fretted notes.

6 ♬

System 2: Four measures of guitar tablature. The top line (T) contains fret numbers: 2-3, 0-3, 2, 5-3, 0, 3-2, 3-2-0-2-0, 0-2, 2-5-10-9, 10-9. The middle line (A) contains: 2-3, 0, 3-2, 3, 2-3, 3, 3, 0. The bottom line (B) contains: 0, 0, 4, 2-0, 3, 0, 9, 9. Vertical bar lines are present at the end of each measure. Below the lines are vertical tick marks and horizontal bars representing fretted notes.

13

System 3: Four measures of guitar tablature. The top line (T) contains fret numbers: 7-5-3-2, 3-2-0-3, 2-3-0, 3-2, 0-2-3-2, 2-0, 0-2-3-2-0. The middle line (A) contains: 0, 2, 0-0-0, 3-2, 4, 0, 3, 2. The bottom line (B) contains: 5-4, 2, 2-2-2, 3, 4, 5. Vertical bar lines are present at the end of each measure. Below the lines are vertical tick marks and horizontal bars representing fretted notes.

19 ♪ = ♪.


System 4: Four measures of guitar tablature. The top line (T) contains fret numbers: 2, 7, 7-8-7, 5-7-5, 5, 3-2-0-2-0, 3, 3-2-3-2-0-2. The middle line (A) contains: 0, 10-8-10, 7, 8-7-8, 2, 3. The bottom line (B) contains: 2, 2, 2, 2. Vertical bar lines are present at the end of each measure. Below the lines are vertical tick marks and horizontal bars representing fretted notes.

24

System 5: Three measures of guitar tablature. The top line (T) contains fret numbers: 0-0-2-2, 3-3-0-2, 2. The middle line (A) contains: 3, 3, 3. The bottom line (B) contains: 2, 0, 3, 0. Vertical bar lines are present at the end of each measure. Below the lines are vertical tick marks and horizontal bars representing fretted notes.

# LIX

19.08.2018



# LIX

19.08.2018

**T**  
**A**  
**B**

The first system of guitar tablature consists of four measures. The top staff (treble clef) contains the following fret numbers: Measure 1: 10-9, 10; Measure 2: 9-7, 3-2-3, 0; Measure 3: 3-2-0, 0-2; Measure 4: 0-2-3, 0-2-0, 3-2-3, 0. The middle staff (bass clef) contains: Measure 1: 0; Measure 2: 10, 5; Measure 3: 4; Measure 4: 0. The bottom staff (bass clef) contains: Measure 1: (empty); Measure 2: (empty); Measure 3: 2; Measure 4: 2. Vertical bar lines are present at the end of each measure. Below the staff, there are vertical tick marks and horizontal bars representing fretted notes.

5

**T**  
**A**  
**B**

The second system of guitar tablature consists of five measures. The top staff (treble clef) contains: Measure 1: 2-0, 3, 3-2; Measure 2: 3-2-0, 4, 0-2; Measure 3: 0-0-2-2; Measure 4: 3-3-0, 0-2; Measure 5: 2, 0. The middle staff (bass clef) contains: Measure 1: 0; Measure 2: 4; Measure 3: 0; Measure 4: 0; Measure 5: 0. The bottom staff (bass clef) contains: Measure 1: (empty); Measure 2: 4; Measure 3: 2; Measure 4: 2-0; Measure 5: 2. Vertical bar lines are present at the end of each measure. Below the staff, there are vertical tick marks and horizontal bars representing fretted notes.

# LX

20.08.2018

The first system of musical notation for 'LX' consists of a single staff in treble clef with a key signature of two sharps (F# and C#). The time signature is 8/8. The notation includes a variety of note values: quarter notes, eighth notes, and dotted notes. There are several chords, some of which are marked with a 'b' (flat) or a '#'. A double bar line is present in the middle of the system. The piece concludes with a double bar line and repeat dots.

6

The second system of musical notation for 'LX' begins at measure 6. It continues with the same treble clef and key signature. The notation features a mix of eighth and quarter notes, with some notes beamed together. There are several chords and a double bar line. The system ends with a double bar line and repeat dots.

12

The third system of musical notation for 'LX' begins at measure 12. It continues with the same treble clef and key signature. The notation features a mix of eighth and quarter notes, with some notes beamed together. There are several chords and a double bar line. The system ends with a double bar line and repeat dots.

# LX

20.08.2018

II ↗ IV

Measure 1: 0-3-2-4 | 0-4 | 2-2-2 | 0

Measure 2: 0-2-3 | 3-2-0-2-0 | 4-5-4 | 0-2-3

Measure 3: 3 | 7-5-4 | 2 | 0

Measure 4: 3 | 4 | 2 | 0

Diagram: Vertical lines for frets, horizontal bars for strings. Measure 1: 4th fret on 4th string, 2nd fret on 3rd string, 2nd fret on 2nd string. Measure 2: 4th fret on 4th string, 2nd fret on 3rd string, 2nd fret on 2nd string, 0th fret on 1st string. Measure 3: 3rd fret on 4th string, 7th fret on 3rd string, 5th fret on 2nd string, 4th fret on 1st string. Measure 4: 3rd fret on 4th string, 4th fret on 3rd string, 2nd fret on 2nd string, 0th fret on 1st string.

6

Measure 5: 3-2-0-2-0 | 0-4 | 7-7-5 | 5-4

Measure 6: 4 | 4 | 7-7 | 6-7

Measure 7: 4 | 2-0 | 0 | 3-3 | 2-3-2 | 3-2-3

Measure 8: 0-2-3 | 0-2-3 | 0 | 2 | 0 | 2

Diagram: Vertical lines for frets, horizontal bars for strings. Measure 5: 3rd fret on 4th string, 2nd fret on 3rd string, 0th fret on 2nd string, 2nd fret on 1st string, 0th fret on 5th string, 4th fret on 4th string, 7th fret on 3rd string, 7th fret on 2nd string, 5th fret on 1st string. Measure 6: 4th fret on 4th string, 4th fret on 3rd string, 7th fret on 2nd string, 7th fret on 1st string, 6th fret on 4th string, 7th fret on 3rd string. Measure 7: 4th fret on 4th string, 2nd fret on 3rd string, 0th fret on 2nd string, 0th fret on 1st string, 3rd fret on 4th string, 3rd fret on 3rd string, 2nd fret on 2nd string, 3rd fret on 1st string. Measure 8: 3rd fret on 4th string, 2nd fret on 3rd string, 3rd fret on 2nd string, 0th fret on 1st string, 0th fret on 4th string, 2nd fret on 3rd string, 0th fret on 2nd string, 2nd fret on 1st string.

14

Measure 9: 2 | 0 | 0 | 2

Diagram: Vertical line for fret, horizontal bars for strings. 2nd fret on 4th string, 0th fret on 3rd string, 0th fret on 2nd string, 2nd fret on 1st string.



# LXI

21.08.2018



# LXI

21.08.2018

Guitar TAB for LXI, measures 1-6. The notation is as follows:

| Measure | T           | A | B   | Diagram                                  |
|---------|-------------|---|-----|------------------------------------------|
| 1       | 0-2         | 0 | 2   | Two vertical lines with dots below them. |
| 2       | 3-2         | 0 | 2   | Two vertical lines with dots below them. |
| 3       | 3-2-0-2-0-0 |   | 2-0 | Three stacked horizontal bars.           |
| 4       | 3-3-2       |   | 4   | Three stacked horizontal bars.           |
| 5       | 3-2-0-2-0   |   | 2-0 | Two stacked horizontal bars.             |
| 6       | 3-2-0-2-0   |   | 2-0 | Two stacked horizontal bars.             |
| 7       | 0-2-3       |   | 2   | Three stacked horizontal bars.           |
| 8       | 0-2-0       |   | 2   | Three stacked horizontal bars.           |
| 9       | 2           |   | 2   | Two vertical lines.                      |


7

Guitar TAB for LXI, measures 7-9. The notation is as follows:

| Measure | T             | A | B | Diagram                        |
|---------|---------------|---|---|--------------------------------|
| 7       | 7-8-7         | 0 | 7 | Two stacked horizontal bars.   |
| 8       | 8-7-0         | 0 | 2 | Two stacked horizontal bars.   |
| 9       | 8-7-3-2-0-0-2 | 4 | 2 | Three stacked horizontal bars. |
| 10      | 0-2-2-0       |   | 2 | Two stacked horizontal bars.   |
| 11      | 0-3-2-3       |   | 2 | Two stacked horizontal bars.   |
| 12      | 0-2           |   | 2 | Two stacked horizontal bars.   |

# LXII

22.08.2018



# LXII

22.08.2018

2-2-0 | 3-2-2-0-0 | 2-3-2 | 2-0 | 2-0

**T** 3 | 3-2-2-0-0 | 0 | 3-3-3-2 | 0-2-0 |

**A** 3 | 5-3-1-0 | 0 | 5-4 | 4 |

**B** 0 | | | |

2 | 3 3 | 2

6

2-2-0-2 | 3-2-0-0-2 | 2-0-0 | 2

**T** 0 | 5-3-2-3 | 3-3-2-0-2-3 | 0 | 0 |

**A** 4-5 | 3 | 1 | 0 | 0 |

**B** | | | |

2-7-7-5-3 | 2-0-2-3

11

2

**T** 0

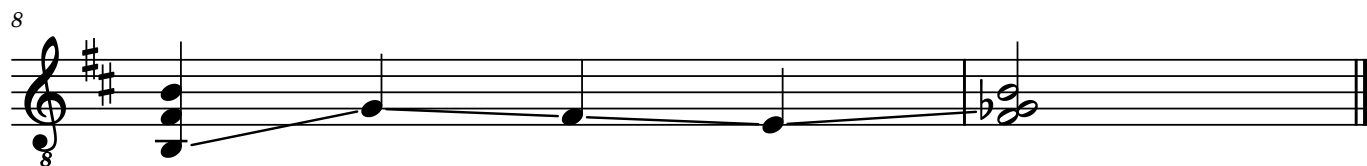
**A** 0

**B** 2

|

# LXIII

22.08.2018



# LXIII

22.08.2018


7-7 5-7 3-2-0 2-0-0 3 2-0 3-2-0 0-3 3-2-0 0-2  
8 7 3 2 0 3 3 2 0 0 3 0 3 3 2 0 0 2  
2 0 4 2 3 2 0 4 2 2 0 4  
| | | | | | | | | | | |

8

0 0 0  
0 0 0  
2 10 9 7 9  
| | | | |

# LXIV

24.08.2018



# LXIV

24.08.2018

II

Measure II of the guitar tablature. It consists of six strings. The top string (E) has notes 3, 10, 9, 7, 9, 7, 0, 4, 5, 5, 4, 4, 2, 9. The second string (D) has notes 0, 0, 10, 2, 2, 6, 7, 9, 10. The third string (G) has notes 2, 9, 4, 4. The fourth string (B) has notes 2, 2. The fifth string (E) has notes 2, 2. The sixth string (E) has notes 2, 2. There are vertical bar lines at the end of each string's line, indicating fret positions.



7 VII

Measure VII of the guitar tablature. It consists of six strings. The top string (E) has notes 10, 9, 7, 9, 7, 10, 10, 9, 9, 10, 9, 9, 7, 7, 9. The second string (D) has notes 10, 10, 9, 9, 10, 10, 10, 7, 10. The third string (G) has notes 9, 8, 9, 0, 9, 7, 10. The fourth string (B) has notes 9, 8, 9, 0, 9, 7, 10. The fifth string (E) has notes 9, 8, 9, 0, 9, 7, 10. The sixth string (E) has notes 9, 8, 9, 0, 9, 7, 10. There are vertical bar lines at the end of each string's line, indicating fret positions.



# LXV

24.08.2018



# LXV

24.08.2018

9 7 5 7 4 2 0 2 0 2 4 0 0 2 2 0

10 10 0 9 10 9 10 0 0 0 4 0 3 0 3

0 9 7 9 0 2 0 4 0 1 2 0 3

9 9 7 0 2 4 2 3

Diagram showing fret positions for measures 1-4. Measure 1: 9-10, 10-0, 9-9. Measure 2: 7-0, 5-9, 7-10, 9-10. Measure 3: 7-0, 4-0, 2-0, 2-0, 2-4, 0-0, 0-2. Measure 4: 2-0, 0-3, 0-1, 2-2, 3-3.

7

2 0 2 3 2 0 0 0 0 0 2 2 0 0 2 2

3 2 3 2 3 3 2 0 3 0 2 3 2 3 3 3 2 3 3 3

0 4 2 0 3 2 0 0 0 3 2 3

3 2 0 3 2 0

Diagram showing fret positions for measures 5-8. Measure 5: 2-0, 0-2, 2-3, 2-0, 3-2, 0-0. Measure 6: 0-3, 2-3, 3-2, 0-3, 3-0, 0-2, 3-2, 3-3, 3-3. Measure 7: 2-0, 0-0, 2-2, 3-3, 2-3, 3-3. Measure 8: 2-2, 0-3, 3-3, 3-3.

# LXVI

25.08.2018

Musical staff with treble clef, key signature of two sharps (F# and C#), and a common time signature. The staff contains a sequence of notes and rests. A bracket above the first two notes is labeled "Harm12". A bracket above the next two notes is labeled "Harm5". The staff ends with a double bar line.

Musical staff with treble clef, key signature of two sharps (F# and C#), and a common time signature. The staff contains a sequence of notes and rests. A bracket above the first two notes is labeled "Harm12". A bracket above the next two notes is labeled "Harm12". The staff ends with a double bar line.

# LXVI

25.08.2018

**T**  
**A**  
**B**

10 0 10-9 0-0 0-0 10-10-9 9-7 9 10-9 0 2-3

Harm12 Harm5 Harm12

7 9 2

9

**T**  
**A**  
**B**

2 0 3 2 3 0 2 3 0 2

Harm12.....

0 2 3 0

2 2

# LXVII

26.08.2018

Harm12

4

8

8

12

Harm12

16

Harm12

# LXVII

26.08.2018

(Harm12)

Measure 1: (0)-(2)-(3)-(3)-(2)-(0) | Measure 2: (3)-(2)-(0)-2-0-0 | Measure 3: 2-3-2-5-4-2 | Measure 4: 4-2-0-2-0-0 |

5

5

Measure 5: 0-2-0-2-3 | Measure 6: 3-2-0-4 | Measure 7: 0-2-3 | Measure 8: 2-3-2-0-3-2 |

9

9

Measure 9: 0-2-0-2-3-2-0-0 | Measure 10: 2-2-0-0-0-0 | Measure 11: 0-0-0-0-3-2 | Measure 12: 3-0-2-5-10-9 |

13

13

Harm12

Measure 13: 9-0-10-9 | Measure 14: 9-7-7-10-10-8-10-8 | Measure 15: 7-5-5-8-8-7 | Measure 16: (0)-(2)-(3)-(0)-(2)-(0)-3-2-3 |

17

17

Measure 17: 2-3-3-0

# LXVIII

27.08.2018



# LXVIII

27.08.2018

The first system of guitar tablature consists of three staves labeled T, A, and B. The top staff (T) contains the following fret numbers: 2-2-0, 3-2-0, 0-2-3, 2-0-0, 2-2-3, 5-3-2, 3-2-0. The middle staff (A) contains: 0-3, 0, 0, 0, 3, 3, 2. The bottom staff (B) contains: 2, 2, 2, 0, 0, 4, 2. Below the staves are vertical lines representing fret markers, with some lines having horizontal bars indicating fingerings.


8

The second system of guitar tablature consists of three staves labeled T, A, and B. The top staff (T) contains the following fret numbers: 2, 0, 0, 3-2, 0-2-3-0, 2. The middle staff (A) contains: 0-0-0, 0, 0, 0, 0. The bottom staff (B) contains: 2, 2, 2, 0. Below the staves are vertical lines representing fret markers, with some lines having horizontal bars indicating fingerings.



# LXIX

29.08.2018



# LXIX

29.08.2018

**T**  
**A**  
**B**

0-0 3-2 0 3-1 3-1-0 0-2-3 0-2-0 2-2 0 3-2-3

0 3 2 0 3 0 3 3 0 3-2-3

0 2 3 2 3 0 3 4

7

**T**  
**A**  
**B**

3-2-3 0-2-4 5-3 2 3-2-3 3-2-3-2-3 0 2 3 3 0

2 0 4-2 0 3 3-2-3-2-3 0 2 3 3 0

2 0 4 2 0 3 3 0

# LXX

29.08.2018

Musical staff 1: Treble clef, key signature of three sharps (F#, C#, G#), 8/8 time signature. The staff contains a sequence of notes and chords. A "Harm 12" label is positioned above the staff at the beginning of the second measure. The notes are: M1 (F#, C#, G#), M2 (F#, C#, G#), M3 (F#, C#, G#), M4 (F#, C#, G#), M5 (F#, C#, G#), M6 (F#, C#, G#), M7 (F#, C#, G#), M8 (F#, C#, G#), M9 (F#, C#, G#), M10 (F#, C#, G#), M11 (F#, C#, G#), M12 (F#, C#, G#).

Musical staff 2: Treble clef, key signature of three sharps (F#, C#, G#), 8/8 time signature. The staff contains a sequence of notes and chords. The notes are: M1 (F#, C#, G#), M2 (F#, C#, G#), M3 (F#, C#, G#), M4 (F#, C#, G#), M5 (F#, C#, G#), M6 (F#, C#, G#), M7 (F#, C#, G#), M8 (F#, C#, G#), M9 (F#, C#, G#), M10 (F#, C#, G#), M11 (F#, C#, G#), M12 (F#, C#, G#), M13 (F#, C#, G#), M14 (F#, C#, G#), M15 (F#, C#, G#), M16 (F#, C#, G#), M17 (F#, C#, G#), M18 (F#, C#, G#), M19 (F#, C#, G#), M20 (F#, C#, G#).

Musical staff 3: Treble clef, key signature of three sharps (F#, C#, G#), 8/8 time signature. The staff contains a sequence of notes and chords. The notes are: M1 (F#, C#, G#), M2 (F#, C#, G#), M3 (F#, C#, G#), M4 (F#, C#, G#), M5 (F#, C#, G#), M6 (F#, C#, G#), M7 (F#, C#, G#), M8 (F#, C#, G#), M9 (F#, C#, G#), M10 (F#, C#, G#), M11 (F#, C#, G#), M12 (F#, C#, G#), M13 (F#, C#, G#), M14 (F#, C#, G#), M15 (F#, C#, G#), M16 (F#, C#, G#), M17 (F#, C#, G#), M18 (F#, C#, G#), M19 (F#, C#, G#), M20 (F#, C#, G#).

# LXX

29.08.2018

Harm 12.....

2-2 2-0 3-3-2 2-2-0 2-2-0 2-0 0  
3 3 1 0 3 3-2 3-2-0  
0 4 2 2 0 4 2

8

3-2-3-2-3 0-2-2 5-3-2 3-2-0-2-0 0-2-0 2-3-5-0-2-3  
3 3 3 3-2 3 3 0 4  
0 0 4 2 0 4 2 0 4

3 3 3 3 3

14

3 0-2 2-3 0 0-2-3 2-0 3-2 2  
3 3 3 0  
2 0 3 0

3 3 3 3

# LXXI

31.08.2018

8

6

8

12

8

18

8

22

8

24

8

27

8

# LXXI

31.08.2018

2-0-3-2 | 0-0-2-0-3-2 | 3-2-3-2-0-2 | 0-2-0-3-2 | 2-0-3 | 2-0-3

T  
A  
B

7

3-2-3-2-3 | 0-2-3-5 | 3-2-0-3 | 2-0-3-2-3 | 0-2-3-2-0 | 0-3-2-0 | 3-2-0

T  
A  
B

14

2-0-2 | 3-2-0 | 3-2 | 0-2-3 | 0-2-3 | 2-0-2-0

T  
A  
B

20

0-3-0 | 0-0-2-0 | 2-2-2 | 2-2-2 | 0-2-2-2 | 2-2-2

T  
A  
B

23

2-2-2 | 2-2-2 | 2-2-2 | 2-2-2 | 2-2-2 | 2-2-2 | 2-2-2 | 2-2-2

T  
A  
B




25

2-2-2 | 2-2-2 | 2-2-2 | 2-2-2 | 2-0-0-0 | 2-0-0-0

T  
A  
B

# LXXII

01.09.2018



# LXXII

01.09.2018

Measures 1-8 of the first system. The notation includes fret numbers (2, 3, 0) and fingerings (2, 3) on the top three strings. Measure 5 contains a double bar line. The bottom string has fret numbers 2, 2, 2, 2, 2, 2, 0, 0. The rhythm is indicated by vertical stems and flags.

9

Measures 9-16 of the first system. The notation includes fret numbers (3, 2, 3, 0, 2, 0, 3, 2, 0, 2, 3, 2, 0, 3, 2, 0, 2, 3) and fingerings (2, 3, 4) on the top three strings. The bottom string has fret numbers 2, 0, 0, 4, 2, 2, 2, 2. The rhythm is indicated by vertical stems and flags.

17

Measures 17-26 of the first system. The notation includes fret numbers (3, 2, 0, 2, 0, 0, 3, 2, 0, 0, 2, 3, 0, 2, 0, 2, 2, 2, 0, 3, 3, 2, 0, 0, 2, 2) and fingerings (2, 3, 4) on the top three strings. The bottom string has fret numbers 2, 2, 2, 2, 2, 2, 2, 2, 2, 2, 2, 2, 2, 2, 2, 2, 2, 2. The rhythm is indicated by vertical stems and flags.

27

Measures 27-30 of the first system. The notation includes fret numbers (2, 3, 0, 3, 3, 2, 0, 0, 4, 0, 0, 2, 2) on the top three strings. The bottom string has fret numbers 2, 2, 2, 2. The rhythm is indicated by vertical stems and flags.



# LXXIII

02.09.2018

Musical staff 1: Treble clef, key signature of three sharps (F#, C#, G#), 8/8 time signature. The staff contains a sequence of notes and rests, including a double bar line near the end.

7

Musical staff 2: Treble clef, key signature of three sharps (F#, C#, G#), 8/8 time signature. The staff contains a sequence of notes and rests, including a double bar line near the end.

13

Musical staff 3: Treble clef, key signature of three sharps (F#, C#, G#), 8/8 time signature. The staff contains a sequence of notes and rests, including a double bar line near the end.

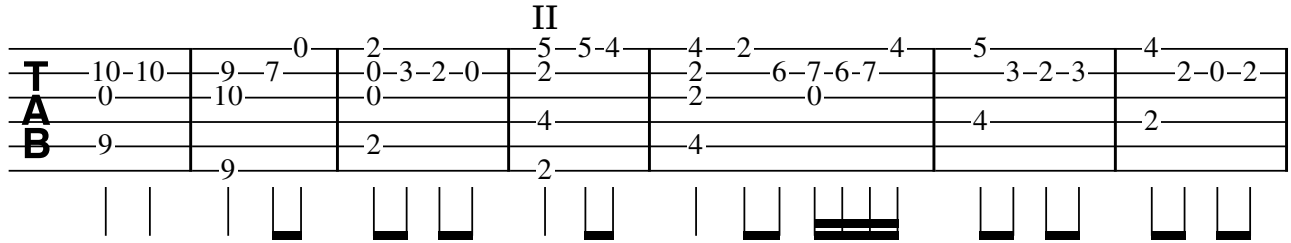
21

Musical staff 4: Treble clef, key signature of three sharps (F#, C#, G#), 8/8 time signature. The staff contains a sequence of notes and rests, including a double bar line near the end.

# LXXIII

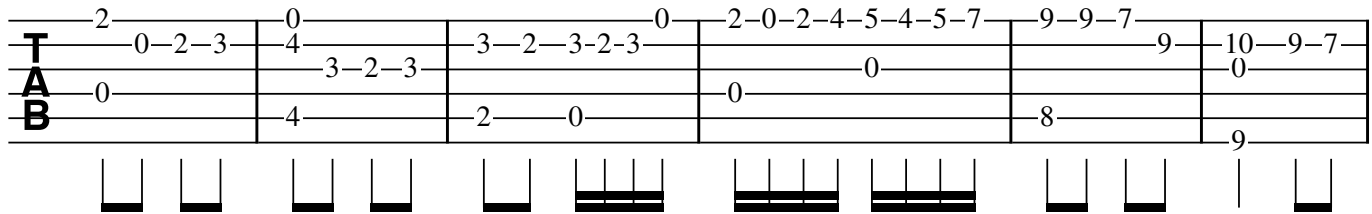
02.09.2018

II



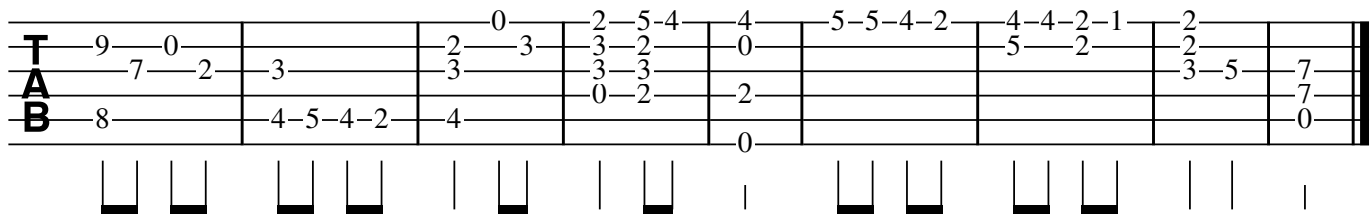
This system of guitar tablature consists of three staves labeled T, A, and B. The T staff contains the sequence: 10-10 | 9-7-0 | 0-3-2-0 | 5-5-4 | 4-2 | 6-7-6-7 | 4-5 | 3-2-3 | 4-2-0-2. The A staff contains: 0 | 10 | 0 | 4 | 2 | 0 | 4 | 2. The B staff contains: 9 | 9 | 2 | 2 | 4 | 4 | 4 | 2. Below the staves are vertical bar lines and horizontal lines representing fret positions.

8



This system of guitar tablature consists of three staves labeled T, A, and B. The T staff contains: 2 | 0-2-3 | 0 | 4 | 3-2-3 | 3-2-3-2-3 | 0 | 2-0-2-4-5-4-5-7 | 9-9-7 | 9 | 10-9-7. The A staff contains: 0 | 3-2-3 | 4 | 2 | 0 | 0 | 0 | 0. The B staff contains: 0 | 4 | 2 | 0 | 0 | 8 | 9. Below the staves are vertical bar lines and horizontal lines representing fret positions.

14



This system of guitar tablature consists of three staves labeled T, A, and B. The T staff contains: 9-0 | 7-2 | 3 | 2 | 0 | 2-5-4 | 4 | 4 | 5-5-4-2 | 4-4-2-1 | 2 | 2 | 3-5 | 7. The A staff contains: 7-2 | 3 | 3 | 3 | 3 | 3-2 | 0 | 3 | 3 | 3 | 3-5 | 7. The B staff contains: 8 | 4-5-4-2 | 4 | 0 | 2 | 2 | 2 | 2 | 2 | 2 | 0. Below the staves are vertical bar lines and horizontal lines representing fret positions.

# LXXIV

03.09.2018

Musical notation for the first system, measures 1-5. The key signature is two sharps (F# and C#). The melody consists of eighth and sixteenth notes. The bass line features a steady eighth-note accompaniment. A circled '8' is located at the beginning of the staff.

Musical notation for the second system, measures 6-11. The key signature remains two sharps. Measures 10 and 11 contain triplet markings above the notes. A circled '8' is located at the beginning of the staff.

Musical notation for the third system, measures 12-14. The key signature remains two sharps. The melody concludes with a double bar line. A circled '8' is located at the beginning of the staff.

# LXXIV

03.09.2018

3—2-3—2-0—2—0-2—0—2-5-4—  
0—3-2—0—0—3-2-3-2-0—2-0—0—4—4—  
2—0—2—4—2—2—  
0—2—2—4—2—2—

Diagram: A series of vertical lines representing fret positions. Some lines have thick black bars below them, indicating fretted notes. The bars are located at frets 2, 3, 4, 5, 6, 7, 8, and 9.

7

5—3—2—3—2-0—2—2-3—3—0-2—0—0-2—2—0-3-2—  
0—1—2—0—0—2-3—0-2-3—2-3—0—0—3—2—  
4—2—2—0—2—0—3—2—  
2—2—0—3—2—

3 3 3

Diagram: A series of vertical lines representing fret positions. Some lines have thick black bars below them, indicating fretted notes. The bars are located at frets 2, 3, 4, 5, 6, 7, 8, and 9. Three triplets are indicated by the number '3' below groups of three notes.

13

2—0—4—0—0—  
0—4—4—  
2—2—

Diagram: A series of vertical lines representing fret positions. Some lines have thick black bars below them, indicating fretted notes. The bars are located at frets 2, 4, and 5. A dot is placed below the line for fret 5.

# LXXV

04.09.2018

6=D 8

The first system of music consists of seven measures. It begins with a treble clef, a key signature of three sharps (F#, C#, G#), and a common time signature. The first measure contains a whole note chord of F#, C#, and G# on the treble staff, with a '6=D' instruction below it. The second measure has a whole note chord of F# and C# on the treble staff, with a '8' instruction below it. The third measure has a whole note chord of F# and C# on the treble staff, with a '6=D' instruction below it. The fourth measure has a whole note chord of F# and C# on the treble staff, with a '8' instruction below it. The fifth measure has a whole note chord of F# and C# on the treble staff, with a '6=D' instruction below it. The sixth measure has a whole note chord of F# and C# on the treble staff, with a '8' instruction below it. The seventh measure has a whole note chord of F# and C# on the treble staff, with a '6=D' instruction below it. The notes in the treble staff are: M1: F#, C#, G#; M2: F#, C#; M3: F#, C#; M4: F#, C#; M5: F#, C#; M6: F#, C#; M7: F#, C#.

8

The second system of music consists of seven measures. It begins with a treble clef, a key signature of three sharps (F#, C#, G#), and a common time signature. The first measure has a whole note chord of F#, C#, and G# on the treble staff, with an '8' instruction below it. The second measure has a whole note chord of F# and C# on the treble staff, with an '8' instruction below it. The third measure has a whole note chord of F# and C# on the treble staff, with an '8' instruction below it. The fourth measure has a whole note chord of F# and C# on the treble staff, with an '8' instruction below it. The fifth measure has a whole note chord of F# and C# on the treble staff, with an '8' instruction below it. The sixth measure has a whole note chord of F# and C# on the treble staff, with an '8' instruction below it. The seventh measure has a whole note chord of F# and C# on the treble staff, with an '8' instruction below it. The notes in the treble staff are: M1: F#, C#, G#; M2: F#, C#; M3: F#, C#; M4: F#, C#; M5: F#, C#; M6: F#, C#; M7: F#, C#.

15

The third system of music consists of one measure. It begins with a treble clef, a key signature of three sharps (F#, C#, G#), and a common time signature. The measure contains a whole note chord of F#, C#, and G# on the treble staff, with a '15' instruction below it. The notes in the treble staff are: F#, C#, G#.

# LXXV

04.09.2018

6=D

Measure 1: ♪ 2 | 3-2-0 | 3 | 0-2-3 | 2-0 | 3-2-3 | 0 | 2 | 3-5-7-8 | 7-5 | 8-7-8 | 5

Measure 2: 0 | 2-0 | 5 | 4 | 0 | 2-4-5-7 | 0

Measure 3: 0 | 2-0 | 5 | 4 | 0 | 2-4-5-7 | 0

Measure 4: 0 | 2-0 | 5 | 4 | 0 | 2-4-5-7 | 0

Measure 5: 0 | 2-0 | 5 | 4 | 0 | 2-4-5-7 | 0

Measure 6: 0 | 2-0 | 5 | 4 | 0 | 2-4-5-7 | 0

Measure 7: 0 | 2-0 | 5 | 4 | 0 | 2-4-5-7 | 0

8

Measure 8: ♪ 7-5 | 5 | 3-2-0 | 2 | 3-2-3 | 0 | 2-4 | 5 | 3-2-3 | 3 | 2-3-2-3 | 0 | 2

Measure 9: 5 | 8-7-8 | 0 | 1-0 | 0 | 3-2-3 | 0 | 2-4 | 5 | 3-2-3 | 3 | 2-3-2-3 | 0 | 2

Measure 10: 6 | 1-0 | 0 | 2-0-2-4 | 0-2 | 4 | 2 | 0

Measure 11: 0 | 2-0-2-4 | 0-2 | 4 | 2 | 0

Measure 12: 0 | 2-0-2-4 | 0-2 | 4 | 2 | 0

Measure 13: 0 | 2-0-2-4 | 0-2 | 4 | 2 | 0

Measure 14: 0 | 2-0-2-4 | 0-2 | 4 | 2 | 0

# LXXVI

06.09.2018

8

Musical staff 1: Treble clef, key signature of three sharps (F#, C#, G#), 8/8 time signature. The staff contains a melodic line with eighth and sixteenth notes and a bass line with eighth notes.

8

Musical staff 2: Treble clef, key signature of three sharps (F#, C#, G#), 8/8 time signature. The staff contains a melodic line with eighth and sixteenth notes and a bass line with eighth notes.

13

8

Musical staff 3: Treble clef, key signature of three sharps (F#, C#, G#), 8/8 time signature. The staff contains a melodic line with eighth and sixteenth notes and a bass line with eighth notes.

19

8

Musical staff 4: Treble clef, key signature of three sharps (F#, C#, G#), 8/8 time signature. The staff contains a melodic line with eighth and sixteenth notes and a bass line with eighth notes.

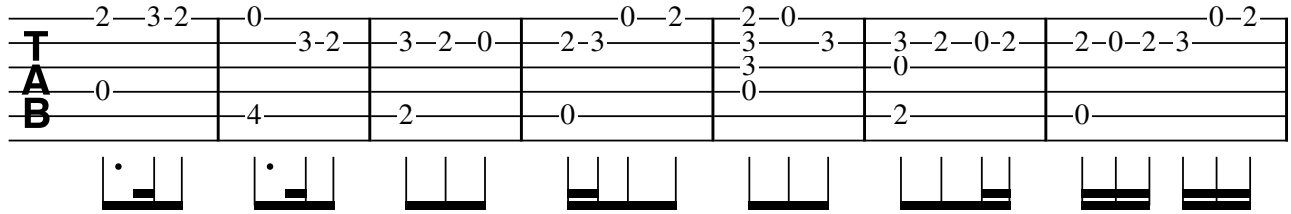
25

8

Musical staff 5: Treble clef, key signature of three sharps (F#, C#, G#), 8/8 time signature. The staff contains a melodic line with eighth and sixteenth notes and a bass line with eighth notes, ending with a double bar line.

# LXXVI


06.09.2018



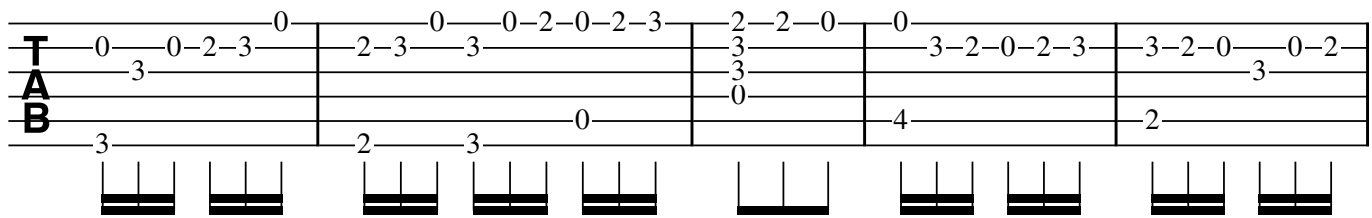
2-3-2 0 3-2 3-2-0 2-3 0-2 2-0 3 3-2-0-2 2-0-2-3 0-2

T  
A  
B

0 4 2 0 0 2 0




8



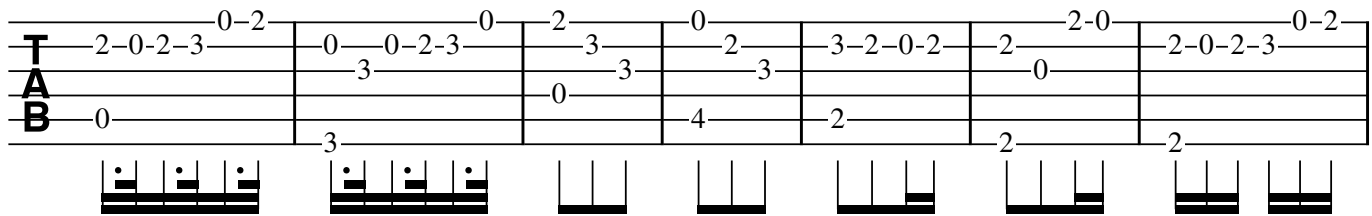
0 0-2-3 0 2-3 3 0-2-0-2-3 2-2-0 0 3-2-0-2-3 3-2-0 0-2

T  
A  
B

3 2 3 0 4 2




13



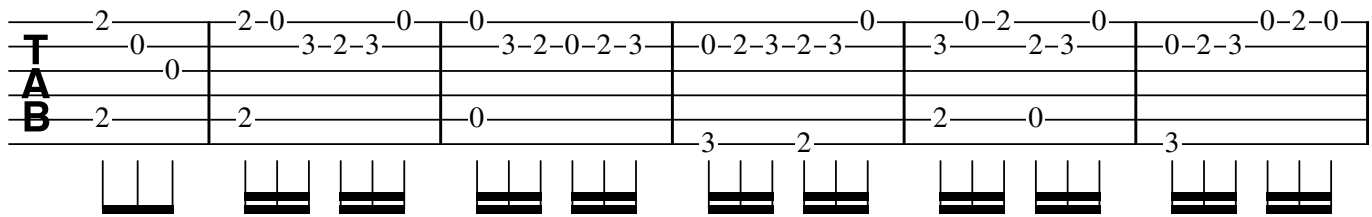
2-0-2-3 0-2 0 0-2-3 0 2 3 0 2 3 3-2-0-2 2 2-0 2-0-2-3 0-2

T  
A  
B

0 3 0 3 3 4 2 2




20



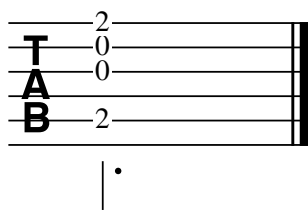
2 2-0 0 0 0 3-2-3 3-2-0-2-3 0-2-3-2-3 0 0-2 0 0-2-0

T  
A  
B

0 2 2 0 3 2 2 0 3




26



2

T  
A  
B

0 0 2





# LXXVII

11.09.2018



# LXXVII

11.09.2018

**T**  
**A**  
**B**

7-7-5 | 7-7-5 | 7-5 | 7-0-2-3 | 2-0 | 2-0

0 | 8 | 8-7-8 | 0 | 3 | 3-2-0-2-3 | 3-3

6 | 7-3-5-2 | 2

6

**T**  
**A**  
**B**

2-0 | 0-2-3 | 2-0 | 9-7 | 9


4 | 4 | 0-10-9 | 10-10 | 10-9-10 | 5

2 | 3-2 | 9 | 5

V

# LXXVIII

08.09.2018



# LXXVIII

08.09.2018

2 0 0 2 0 0 2 3 0 2 0 3 2 0 2 3 0 2 3 5 0 3 2 3 2 0 0 2 0 0 2

2 2 2 0 4 2 2 2

• | | | | | | | | | •

7

3 2 0 2 0 3 3 3 2 0 0 2 3 2 0 2 0 0 2 0 2 0 0 2 0 3 2 0 0 7 0 0 0 7

2 0 2 3 2 3 2 0 7 6 7

| | | | | | | | | |

# LXXIX

09.09.2018

Musical staff 1: Treble clef, key signature of three sharps (F#, C#, G#), 8/8 time signature. The staff contains a sequence of notes and chords, including a dotted quarter note followed by an eighth note, and several beamed eighth notes.

Musical staff 2: Treble clef, key signature of three sharps, 8/8 time signature. The staff contains notes and chords with labels: H12, H7, H12, Harm12, Harm12, and Harm5. A flat symbol (b) is placed above the staff in the middle. The staff ends with a double bar line.

Musical staff 3: Treble clef, key signature of three sharps, 8/8 time signature. The staff contains notes and chords, including a dotted quarter note followed by an eighth note, and several beamed eighth notes. The staff ends with a double bar line.

# LXXIX

09.09.2018

**T  
A  
B**

5 5 | 4 2 0 | 2 0 2 4 2 0 | 0 0 2 4 2 4 5 | 7 0 0

2 | 0 | 0 2 4 | 4 | 5 0

4 | 2 | 2 | 4 2 | 4

2 | 0 | 2 | 4 2 | 4

Rhythmic notation: | ♩ | ♩ | ♩ | ♩ | ♩ | ♩ | ♩ | ♩

6

H12 H7 H12 Harm12 Harm12 Harm5

7 6 10 9 4 2 2 0 2 0 3 3 0 2 2

0 5 0 2 | 10 0 9 0 4 0 0 0 3 3 0 2 2

5 | 9 0 0 0 0 0 3 3 2 2

4 | 2 | 9 9 2 2 0 0 4

Rhythmic notation: | ♩ | ♩ | ♩ | ♩ | ♩ | ♩ | ♩ | ♩ | ♩ | ♩ | ♩ | ♩ | ♩ | ♩

14

**T  
A  
B**

3 2 3 2 3 0 2 0 2 4 | 5 5 4


2 | 2 | 2 | 2 | 0 0

4 | 2 | 2 | 2 | 0 0

Rhythmic notation: | ♩ | ♩ | ♩ | ♩ | ♩ | ♩ | ♩ | ♩ | ♩ | ♩ | ♩ | ♩ | ♩ | ♩

# LXXX

12.09.2018



# LXXX

12.09.2018

Measure 1: 2-2 | 0-3 | 0-5 | 2-0

Measure 2: 5-0 | 7-8-7 | 8 | 8

Measure 3: 3-2-0 | 0 | 2-0

Measure 4: 0-2 | 2-3 | 2

Measure 5: 2-0 | 3-2 | 3

Measure 6: 3-2-0-2-0 | 0-0-4 | 2

Measure 7: 0-2-0 | 0-3-3-2 | 2

Measure 8: 0-2-0 | 5 | 2

Measure 9: 0-2-0 | 3 | 3

Measure 10: 0-2-0 | 3 | 3

Measure 11: 0-2-0 | 3 | 3

Measure 12: 0-2-0 | 3 | 3

8

Measure 8: 2-0 | 3 | 2

Measure 9: 2-0 | 0 | 0

Measure 10: 2-10-9 | 3 | 0

Measure 11: 10-9-7 | 0-10 | 0

Measure 12: 10 | 0 | 0

Measure 13: 0-2-3 | 1 | 2

Measure 14: 0-2-0-2 | 3 | 0

Measure 15: 0-2-0-2 | 3 | 0

Measure 16: 0-2-0-2 | 3 | 0

Measure 17: 0-2-0-2 | 3 | 0

Measure 18: 0-2-0-2 | 3 | 0

Measure 19: 0-2-0-2 | 3 | 0

Measure 20: 0-2-0-2 | 3 | 0

Measure 21: 0-2-0-2 | 3 | 0

Measure 22: 0-2-0-2 | 3 | 0

Measure 23: 0-2-0-2 | 3 | 0

Measure 24: 0-2-0-2 | 3 | 0

Measure 25: 0-2-0-2 | 3 | 0

Measure 26: 0-2-0-2 | 3 | 0

Measure 27: 0-2-0-2 | 3 | 0

Measure 28: 0-2-0-2 | 3 | 0

Measure 29: 0-2-0-2 | 3 | 0

Measure 30: 0-2-0-2 | 3 | 0

Measure 31: 0-2-0-2 | 3 | 0

Measure 32: 0-2-0-2 | 3 | 0

Measure 33: 0-2-0-2 | 3 | 0

Measure 34: 0-2-0-2 | 3 | 0

Measure 35: 0-2-0-2 | 3 | 0

Measure 36: 0-2-0-2 | 3 | 0

Measure 37: 0-2-0-2 | 3 | 0

Measure 38: 0-2-0-2 | 3 | 0

Measure 39: 0-2-0-2 | 3 | 0

Measure 40: 0-2-0-2 | 3 | 0

Measure 41: 0-2-0-2 | 3 | 0

Measure 42: 0-2-0-2 | 3 | 0

Measure 43: 0-2-0-2 | 3 | 0

Measure 44: 0-2-0-2 | 3 | 0

Measure 45: 0-2-0-2 | 3 | 0

Measure 46: 0-2-0-2 | 3 | 0

Measure 47: 0-2-0-2 | 3 | 0

Measure 48: 0-2-0-2 | 3 | 0

Measure 49: 0-2-0-2 | 3 | 0

Measure 50: 0-2-0-2 | 3 | 0

Measure 51: 0-2-0-2 | 3 | 0

Measure 52: 0-2-0-2 | 3 | 0

Measure 53: 0-2-0-2 | 3 | 0

Measure 54: 0-2-0-2 | 3 | 0

Measure 55: 0-2-0-2 | 3 | 0

Measure 56: 0-2-0-2 | 3 | 0

Measure 57: 0-2-0-2 | 3 | 0

Measure 58: 0-2-0-2 | 3 | 0

Measure 59: 0-2-0-2 | 3 | 0

Measure 60: 0-2-0-2 | 3 | 0

Measure 61: 0-2-0-2 | 3 | 0

Measure 62: 0-2-0-2 | 3 | 0

Measure 63: 0-2-0-2 | 3 | 0

Measure 64: 0-2-0-2 | 3 | 0

Measure 65: 0-2-0-2 | 3 | 0

Measure 66: 0-2-0-2 | 3 | 0

Measure 67: 0-2-0-2 | 3 | 0

Measure 68: 0-2-0-2 | 3 | 0

Measure 69: 0-2-0-2 | 3 | 0

Measure 70: 0-2-0-2 | 3 | 0

Measure 71: 0-2-0-2 | 3 | 0

Measure 72: 0-2-0-2 | 3 | 0

Measure 73: 0-2-0-2 | 3 | 0

Measure 74: 0-2-0-2 | 3 | 0

Measure 75: 0-2-0-2 | 3 | 0

Measure 76: 0-2-0-2 | 3 | 0

Measure 77: 0-2-0-2 | 3 | 0

Measure 78: 0-2-0-2 | 3 | 0

Measure 79: 0-2-0-2 | 3 | 0

Measure 80: 0-2-0-2 | 3 | 0

Measure 81: 0-2-0-2 | 3 | 0

Measure 82: 0-2-0-2 | 3 | 0

Measure 83: 0-2-0-2 | 3 | 0

Measure 84: 0-2-0-2 | 3 | 0

Measure 85: 0-2-0-2 | 3 | 0

Measure 86: 0-2-0-2 | 3 | 0

Measure 87: 0-2-0-2 | 3 | 0

Measure 88: 0-2-0-2 | 3 | 0

Measure 89: 0-2-0-2 | 3 | 0

Measure 90: 0-2-0-2 | 3 | 0

Measure 91: 0-2-0-2 | 3 | 0

Measure 92: 0-2-0-2 | 3 | 0

Measure 93: 0-2-0-2 | 3 | 0

Measure 94: 0-2-0-2 | 3 | 0

Measure 95: 0-2-0-2 | 3 | 0

Measure 96: 0-2-0-2 | 3 | 0

Measure 97: 0-2-0-2 | 3 | 0

Measure 98: 0-2-0-2 | 3 | 0



Measure 99: 0-2-0-2 | 3 | 0

Measure 100: 0-2-0-2 | 3 | 0



# LXXXI

13.09.2018



# LXXXI

13.09.2018

9

Measure 9: TAB notation on three staves. Staff 1 (T): 0-0 | 2-0 | 0-3 | 3-2-0 | 0 | 2 | 3-2-0 | 2-0 | 0-0-3 | 2-0. Staff 2 (A): 0-0 | 0 | 0 | 0-4 | 4 | 0 | 0 | 0-3 | 0-3 | 3-2. Staff 3 (B): 2 | | 2 | 2 | 2 | 2 | 2 | 4 | 0. Diagrams below show fretboard positions for each measure.

10

Measure 10: TAB notation on three staves. Staff 1 (T): 3-2-0 | 2-0 | 0-0-2-3-2 | 2 | 0 | 3-2-0 | 2-0 | 2-0 | 2. Staff 2 (A): 0 | 3 | 0-3 | 3 | 3 | 0 | 2-0-2-3 | 3 | 0. Staff 3 (B): 2 | 3 | 0 | 0 | 2 | 0 | 0 | 2. Diagrams below show fretboard positions for each measure.

17

Measure 17: TAB notation on three staves. Staff 1 (T): 0 | 2 | 3-2-3 | 0-2-0 | 2-0 | 0-3 | 3-2-0 | 0. Staff 2 (A): 0 | 0 | 0-0 | 0 | 0 | 0-4 | 0. Staff 3 (B): 2 | 3 | 2 | 2 | 2 | 2 | 2. Diagrams below show fretboard positions for each measure.

# LXXXII

14.09.2018

8

5

9

13


16

21

28

2

34



# LXXXII

14.09.2018

5

TAB

9

TAB

13

TAB

16

TAB

21

TAB

21

TAB

2

28

♯♯      ♪ = ♪.      ♪. = ♪

A guitar TAB for six measures. The top staff shows fret numbers: 2-0, 0-3, 2-3, 0-3, 2-0, 3-2, 0-2, 0-3, 2-0, 2-0, 3-3, 2-3. The middle staff shows fret numbers: 0-3, 2-3, 0, 3, 0-2, 3, 2, 0, 0, 3, 0, 0. The bottom staff shows fret numbers: 2-3, 0-4, 0, 2-0, 3-0, 0. Vertical lines separate the measures. Below the TAB are rhythmic diagrams: two eighth notes, two eighth notes, a quarter note, a quarter note, a dotted quarter note, and two eighth notes.

34

A guitar TAB for one measure. The top staff shows fret numbers: 2, 3, 3, 0. The bottom staff shows fret numbers: 2, 3, 3, 0. A vertical bar line is at the end of the measure.

|

# LXXXIII

13.09.2018

Musical notation for measures 1-6. The score is written on a grand staff with a treble clef and a key signature of three sharps (F#, C#, G#). The music consists of a melodic line in the treble clef and a bass line in the bass clef. Measure numbers 1 through 6 are indicated at the beginning of each measure.

Musical notation for measures 7-12. The score continues on a grand staff with a treble clef and a key signature of three sharps. Measure numbers 7 through 12 are indicated at the beginning of each measure.

Musical notation for measures 13-18. The score continues on a grand staff with a treble clef and a key signature of three sharps. Measure numbers 13 through 18 are indicated at the beginning of each measure. The piece concludes with a double bar line at the end of measure 18.

# LXXXIII

13.09.2018

0-2-3-0 | 3-2-0 | 0-2-2 | 2-3-2-2-0 | 2-0-0 | 2-3-0-5

**T**  
**A**  
**B**

Diagrammatic representation of guitar strings and frets for measures 1-6. Measure 1: strings 1-6 have frets at 0, 2, 3, 0, 2, 0. Measure 2: strings 1-6 have frets at 3, 2, 0, 0, 2, 0. Measure 3: strings 1-6 have frets at 0, 2, 2, 0, 2, 0. Measure 4: strings 1-6 have frets at 2, 3, 2, 2, 0, 0. Measure 5: strings 1-6 have frets at 2, 0, 0, 0, 2, 0. Measure 6: strings 1-6 have frets at 2, 3, 0, 5, 0, 0.

7

4-2-0 | 3-2-0-3 | 2-0-2-5-9-7 | 5-4-2-0 | 0-2-3 | 2-0-3-2

**T**  
**A**  
**B**

Diagrammatic representation of guitar strings and frets for measures 7-12. Measure 7: strings 1-6 have frets at 4, 2, 0, 3, 2, 0. Measure 8: strings 1-6 have frets at 3, 2, 0, 3, 0, 3. Measure 9: strings 1-6 have frets at 2, 0, 2, 5, 9, 7. Measure 10: strings 1-6 have frets at 5, 4, 2, 0, 0, 0. Measure 11: strings 1-6 have frets at 0, 2, 3, 0, 2, 0. Measure 12: strings 1-6 have frets at 2, 0, 3, 2, 0, 0.

13

3-2-3 | 2-0-3-1 | 0-2-3-0-2-5 | 5-2-3-2-0



**T**  
**A**  
**B**

Diagrammatic representation of guitar strings and frets for measures 13-16. Measure 13: strings 1-6 have frets at 3, 2, 3, 2, 0, 2. Measure 14: strings 1-6 have frets at 2, 0, 3, 1, 0, 2. Measure 15: strings 1-6 have frets at 0, 2, 3, 0, 2, 5. Measure 16: strings 1-6 have frets at 5, 2, 3, 2, 0, 0.



# LXXXIV

15.09.2018



# LXXXIV

15.09.2018

2-3-2 | 0-2-0 | 0 | 2 | 5-3-2 | 3-2-0 | 2 | 2 | 10-9-7 | 9-7

TAB 0 | 4 | 2 | 0 | 4 | 2 | 0 | 3 | 0 | 10-10

Detailed description: This block contains the first system of guitar tablature. It consists of ten measures. The top staff shows fret numbers for the treble clef, and the bottom staff shows fret numbers for the bass clef. Measure 1: Treble (2-3-2), Bass (0). Measure 2: Treble (0-2-0), Bass (4). Measure 3: Treble (0), Bass (2). Measure 4: Treble (2), Bass (0). Measure 5: Treble (5-3-2), Bass (4). Measure 6: Treble (3-2-0), Bass (2). Measure 7: Treble (2), Bass (0). Measure 8: Treble (2), Bass (3). Measure 9: Treble (10-9-7), Bass (0). Measure 10: Treble (9-7), Bass (10-10). Below the staff are ten guitar diagrams corresponding to each measure, showing the fretted notes on the strings.

11

9-7 | | 9 | 10-9-7 | 9-10 | 10-9-7 | 9-7 | 0 | 2-3-5 | 0-2-3

TAB 10-10 | 10-9 | 10 | 9 | 8 | 9 | 7 | 0 | 4

Detailed description: This block contains the second system of guitar tablature, starting at measure 11. It consists of ten measures. The top staff shows fret numbers for the treble clef, and the bottom staff shows fret numbers for the bass clef. Measure 11: Treble (9-7), Bass (10-10). Measure 12: Treble (10-9), Bass (10). Measure 13: Treble (9), Bass (9). Measure 14: Treble (10-9-7), Bass (9). Measure 15: Treble (9-10), Bass (8). Measure 16: Treble (10-9-7), Bass (9). Measure 17: Treble (9-7), Bass (7). Measure 18: Treble (0), Bass (0). Measure 19: Treble (2-3-5), Bass (4). Measure 20: Treble (0-2-3), Bass (4). Below the staff are ten guitar diagrams corresponding to each measure, showing the fretted notes on the strings.

20

0-2 | 2-3-0 | 0-2-3 | 2-0 | 2-3



TAB 3 | 2-3-0 | 0-2-3 | 2-0 | 2-3

TAB 2 | 0 | 3 | 0 | 0

Detailed description: This block contains the third system of guitar tablature, starting at measure 21. It consists of five measures. The top staff shows fret numbers for the treble clef, and the bottom staff shows fret numbers for the bass clef. Measure 21: Treble (0-2), Bass (3). Measure 22: Treble (2-3-0), Bass (0). Measure 23: Treble (0-2-3), Bass (3). Measure 24: Treble (2-0), Bass (0). Measure 25: Treble (2-3), Bass (0). Below the staff are five guitar diagrams corresponding to each measure, showing the fretted notes on the strings.

# LXXXV

18.09.2018



# LXXXV

18.09.2018

9

9

0-7-5 | 5-3-2 | 3-2-0-2 | 3-2-0-0 | 2-2-0-3 | 3-2-0-0 | 0-2-0-3

TAB

4 | 2 | 2 | 2 | 0 | 3 | 3 | 2 | 0 | 4

Diagram showing fret positions for measures 1-8. Measure 1: 0-7-5. Measure 2: 5-3-2. Measure 3: 3-2-0-2. Measure 4: 3-2-0-0. Measure 5: 2-2-0-3. Measure 6: 3-2-0-0. Measure 7: 0-2-0-3. Measure 8: 4.

9

9

0-3-3-2 | 2-3-2-3 | 0-2-3 | 2-0-0-3 | 5-4-2-2 | 4-2-0-0 | 2-0-3-0 | 0-4-3-2

TAB

2 | 0 | 2 | 0 | 0 | 2 | 0 | 4

Diagram showing fret positions for measures 9-16. Measure 9: 0-3-3-2. Measure 10: 2-3-2-3. Measure 11: 0-2-3. Measure 12: 2-0-0-3. Measure 13: 5-4-2-2. Measure 14: 4-2-0-0. Measure 15: 2-0-3-0. Measure 16: 0-4-3-2.

17

17

0-3-0-2-3 | 0-2-3-0-2 | 0-2-3-3 | 5-2-3-3 | 3-2-3-2 | 2-0-2-3 | 0-0-2-3

TAB

2 | 3 | 0 | 2 | 4 | 2 | 0 | 4

Diagram showing fret positions for measures 17-24. Measure 17: 0-3-0-2-3. Measure 18: 0-2-3-0-2. Measure 19: 0-2-3-3. Measure 20: 5-2-3-3. Measure 21: 3-2-3-2. Measure 22: 2-0-2-3. Measure 23: 0-0-2-3. Measure 24: 4.

25

25

3-0-2-3 | 2-0-3 | 3-3-0-0 | 2-0-0-4 | 0-0-0-0

TAB

2 | 2 | 2 | 2 | 2 | 2 | 2

Diagram showing fret positions for measures 25-32. Measure 25: 3-0-2-3. Measure 26: 2-0-3. Measure 27: 3-3-0-0. Measure 28: 2-0-0-4. Measure 29: 0-0-0-0. Measure 30: 2. Measure 31: 2. Measure 32: 2.

# LXXXVI

26.09.2018

Musical notation for the first system, featuring a treble clef, a key signature of two sharps (F# and C#), and a common time signature. The notation includes a series of notes with stems, some marked with "Harm12" and "H12" above them. A small "8" is written below the first staff line.

Musical notation for the second system, starting with a treble clef, a key signature of two sharps, and a common time signature. The notation includes a series of notes with stems, some marked with a colon (:). A small "7" is written above the first staff line, and a small "8" is written below the first staff line.

# LXXXVI

26.09.2018





Guitar TAB notation for measures 1-6. The strings are labeled T (Top), A (Acoustic), and B (Bass). Measure 1: T=10, A=0, B=9. Measure 2: T=9, A=0, B=9. Measure 3: T=7, A=5, B=5. Measure 4: T=5, A=3, B=4. Measure 5: T=3, A=0, B=2. Measure 6: T=2, A=0, B=2. Harmonic markings: Harm12 above measures 1 and 2; H12 above measure 3; Harm12 above measures 5 and 6. A bar line is present at the end of measure 6.

7

Guitar TAB notation for measures 7-9. The strings are labeled T (Top), A (Acoustic), and B (Bass). Measure 7: T=2, A=4, B=2. Measure 8: T=0, A=4, B=0. Measure 9: T=0, A=0, B=2. Measure 10: T=2, A=3, B=3. Measure 11: T=0, A=3, B=2. Measure 12: T=2, A=0, B=2. A bar line is present at the end of measure 12.

# LXXXVII

25.09.2018

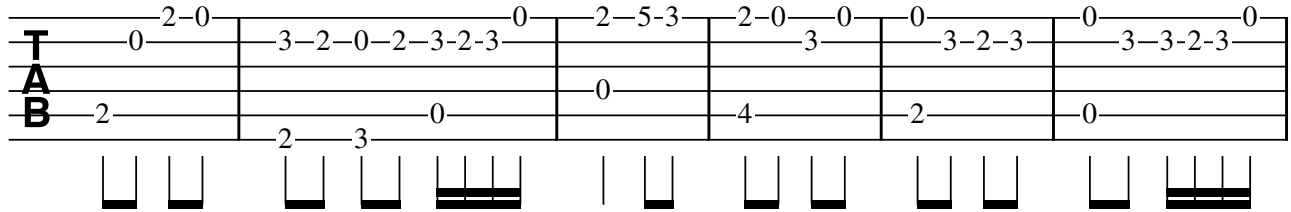


# LXXXVII

25.09.2018

0 2-0 | 3-2-0-2-3-2-3 | 2-5-3 | 2-0-0 | 0-3-2-3 | 0-3-3-2-3-0

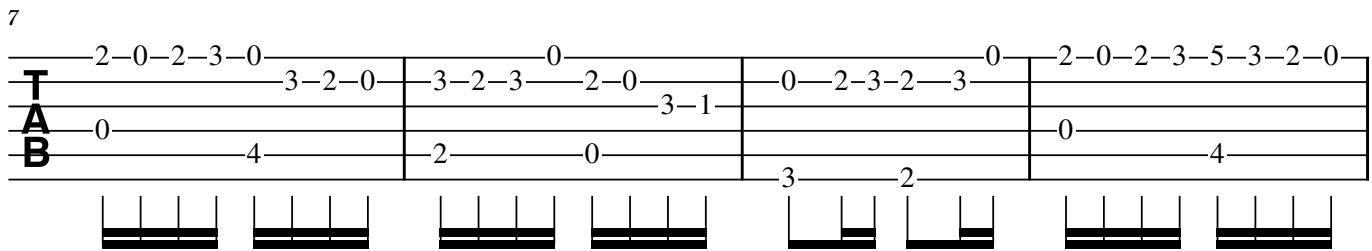
T  
A  
B 2 | 2 3 0 | 0 | 4 | 2 | 0



7

2-0-2-3-0 | 3-2-0 | 3-2-3-2-0 | 3-1 | 0-2-3-2-3 | 2-0-2-3-5-3-2-0

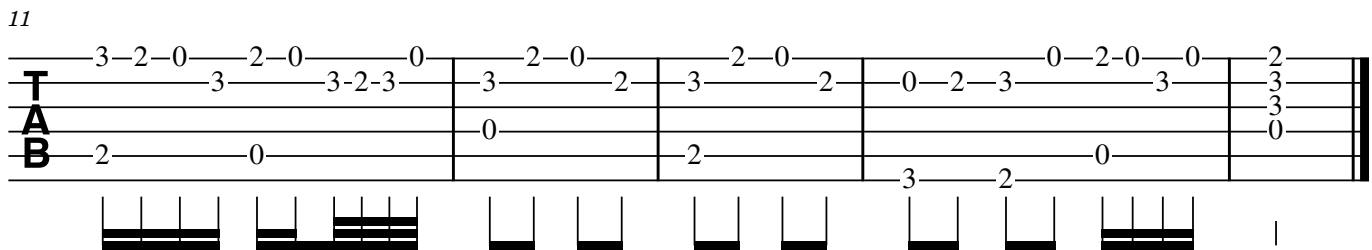
T  
A  
B 0 | 4 | 2 0 | 3 2 | 0 | 4



11

3-2-0 | 2-0 | 3-2-3 | 3-2-0 | 2 | 3-2-0 | 2 | 0-2-3 | 0-2-0 | 0-2-3-0 | 2

T  
A  
B 2 | 0 | 0 | 2 | 3 2 | 0 | 3 | 2 | 0





# LXXXVIII

21.09.2018

Musical notation for measures 1-7. The piece is in 8/8 time, marked Adagio. The key signature has three sharps (F#, C#, G#). The melody consists of eighth and quarter notes, with a bass line of eighth notes.

Musical notation for measures 8-11. Measure 8 is marked with a large '8'. The tempo changes to Allegro. The melody continues with eighth and quarter notes, and the bass line features a more active eighth-note pattern.

Musical notation for measures 12-16. Measure 12 is marked with a large '12'. The tempo remains Allegro. The melody continues with eighth and quarter notes, and the bass line features a more active eighth-note pattern.

Musical notation for measures 17-21. Measure 17 is marked with a large '17'. The tempo remains Allegro. The melody continues with eighth and quarter notes, and the bass line features a more active eighth-note pattern. The piece concludes with a double bar line.

# LXXXVIII

21.09.2018

3 2 0 0 2 3 5 10 9 7  
 3 3 3 0 0 0 0 2 3  
 2 0 0 2 9 8 9 5

2 4

Adagio

3 2 0 0 2 0 0 2 2 2 2 0 2 2 2 3 2  
 0 3 3 3 3 2 3 2 0 2 3 0 0 2 2 0 3 2  
 2 0 3 3 3 3 3 3 3 3 3 3 3 3 3 3 3 3 3 3 3 3 3 3

2 4

Allegro

3 2 0 0 2 0 2 5 3 2 2 0 3 2 3 2 0 2 3 2 0 0 2 0 2 3 0 2 0

5 4 3 5 5 4

2 2

2 2 2 0 0 2 3 2 0 3 2 0 0 2 3 0 2 0 2 3 2 3 3 3

0 3 2 2 3 2 0 0 4 0 2 3 0 3 3 3 0

2 2 2 2 3 0

# LXXXIX

22.09.2018

6=D 8

9 Harm12

17 Harm12 Harm12



# XC

07.09.2018

6=D 8

The first system of music consists of four measures. It is written in treble clef with a key signature of three sharps (F#, C#, G#) and a common time signature. The melody starts on a half note D4, followed by a quarter note E4, a quarter note F#4, and a quarter note G#4. The bass line consists of a half note D3. The second measure continues the melody with quarter notes A4, B4, and C5, and a half note D5. The bass line is a half note D3. The third measure continues with quarter notes B4, A4, and G4, and a half note F#4. The bass line is a half note D3. The fourth measure concludes with quarter notes E4, D4, and C4, and a half note B3. The bass line is a half note D3.

5

The second system of music consists of four measures. The melody continues with quarter notes B3, A3, and G3, and a half note F#3. The bass line is a half note D3. The fifth measure continues with quarter notes E3, D3, and C3, and a half note B2. The bass line is a half note D3. The sixth measure continues with quarter notes A2, G2, and F#2, and a half note E2. The bass line is a half note D3. The seventh measure continues with quarter notes D3, C3, and B2, and a half note A2. The bass line is a half note D3. The eighth measure concludes with quarter notes G2, F#2, and E2, and a half note D2. The bass line is a half note D3.

12

The third system of music consists of four measures. The melody continues with quarter notes D3, C3, and B2, and a half note A2. The bass line is a half note D3. The ninth measure continues with quarter notes G2, F#2, and E2, and a half note D2. The bass line is a half note D3. The tenth measure continues with quarter notes C3, B2, and A2, and a half note G2. The bass line is a half note D3. The eleventh measure continues with quarter notes F#2, E2, and D2, and a half note C2. The bass line is a half note D3. The twelfth measure concludes with a whole note chord consisting of D2, C2, and B1. The bass line is a half note D3.

# XC

07.09.2018

6=D

6=D TAB notation for measure 6=D. The notation consists of three staves. The top staff has notes: 2-3-7-5 | 3-2-3-2-0 | 0-2 | 2-2-0 | 3-2-2-3 | 0-0-2-3 | 0. The middle staff has notes: 5-8-7 | 5 | 3 | 0 | 0 | 2-0 | 3. The bottom staff has notes: 0 | 0 | 0 | 2-0 | 5-4-2. Below the staves are vertical bar lines and horizontal lines representing fret positions.

6

6 TAB notation for measure 6. The notation consists of three staves. The top staff has notes: 2-0-2-3 | 0 | 3-2-0 | 3-2-3 | 0 | 2-0 | 0-2-3 | 0-2 | 0-2-3. The middle staff has notes: 3-1 | 0 | 0 | 0 | 3. The bottom staff has notes: 0 | 4 | 2 | 0 | 4 | 4 | 4. Below the staves are vertical bar lines and horizontal lines representing fret positions.

13

13 TAB notation for measure 13. The notation consists of three staves. The top staff has notes: 2 | 3 | 3 | 0 | 2 | 3 | 2 | 3 | 7 | 5 | 2. The middle staff has notes: 2 | 3 | 3 | 3 | 5 | 8 | 7 | 3 | 3. The bottom staff has notes: 0 | 0. Below the staves are vertical bar lines and horizontal lines representing fret positions.

# XCI

16.09.2018

Musical staff 1, measures 1-7. The staff is in treble clef with a key signature of three sharps (F#, C#, G#) and a common time signature of 8. The music features a complex melodic line with many accidentals and a bass line with block chords.

Musical staff 2, measures 8-15. The staff is in treble clef with a key signature of three sharps and a common time signature of 8. The music continues with complex melodic and harmonic textures.

Musical staff 3, measures 16-21. The staff is in treble clef with a key signature of three sharps and a common time signature of 8. The music continues with complex melodic and harmonic textures.

Musical staff 4, measures 22-29. The staff is in treble clef with a key signature of three sharps and a common time signature of 8. The music continues with complex melodic and harmonic textures.

Musical staff 5, measures 30-36. The staff is in treble clef with a key signature of three sharps and a common time signature of 8. The music concludes with a final cadence.

# XCI

16.09.2018

9

9

4-4 | 5-4-2 | 2 | 0-3 | 2-0 | 0 | 3-2-0 | 2-0 | 2-0 | 3

0 | 0 | 0 | 2-3 | 0 | 3-2-3 | 0 | 3-3 | 0

2 | 4 | 2 | 0 | 1 | 0 | 0 | 0

0 | 2-0 | 2 | 2 | 2 | 0 | 0

Diagram showing fret numbers and bar lines for measures 1-8.

9

9

5-4-2 | 4-2-0 | 7-5-4 | 4 | 0-2 | 4-4 | 5-4-2 | 2-0-2-4 | 5-4-4-2

0 | 0 | 5-7-5-4 | 0 | 0 | 0 | 0 | 0

4 | 2 | 6 | 2 | 2 | 2 | 4 | 0 | 4-2

0 | 0 | 0 | 0 | 0 | 0 | 2 | 2

Diagram showing fret numbers and bar lines for measures 9-17.

18

18

2-0-0 | 0-2 | 0-2-3 | 0-2-3 | 0-2-4 | 0-2-0 | 2

3 | 0 | 1 | 3 | 0 | 3 | 0

0 | 0 | 2 | 2 | 2 | 0 | 2-2 | 2-2

2 | 2 | 2 | 2 | 2 | 4-2 | 2-2 | 2-2

Diagram showing fret numbers and bar lines for measures 18-25.

26

26

3 | 2 | 5-4-2 | 4-4 | 5-4-2 | 4-2-0 | 0

0 | 0 | 2 | 0 | 0 | 4 | 4

2 | 2 | 4 | 2 | 4 | 2 | 2

2 | 2 | 2 | 0 | 2 | 2 | 0

Diagram showing fret numbers and bar lines for measures 26-33.



# XCII

23.09.2018

8

5

8

11

8

16

8

21

8

28

8

30

8

# XCII

23.09.2018

2 0 0 | 2 0 3 0 | 3 2 3 2 3 0 | 2 2 0

T  
A  
B

5

2-2-2 2-2-2 2-2-2 2-2-2 | 2 2 2 | 3 2 | 2 0

T  
A  
B

11

0-0-0 0-0-0 2-2-2 3-3-3 | 3-3-3 3-3-3 0-0-0 2-2-2 | 3 3 | 0 0

T  
A  
B

15

2 0 | 2-2-2 2-2-2 2-2-2 2-2-2 | 2-2-2 2-2-2 2-2-2 2-2-2 | 3 0 | 0 0

T  
A  
B

19

3 2 2 2 2 2 0 | 3 3 2 0 | 2 3 0 | 3 2 0 | 4

T  
A  
B

28

2-2-2 2-2-2 2-2-2 2-2-2 | 2-2-2 2-2-2 2-2-2 2-2-2 | 2-2-2

T  
A  
B

2

30

**T**  
**A**  
**B**



2-2-2 2-2-2 2-2-2 2-2-2 2-2-2 2-2-2 2-2-2 2-2-2 2

0 0 0 1 0 0 0

2

# XCIII

24.09.2018



# XCIII

24.09.2018

System 1: 6/8 time signature. Measures 1-6. TAB notation with fret numbers and bar lines. Includes a pickup diagram below.

8

System 2: Measures 7-12. TAB notation with fret numbers and bar lines. Includes a pickup diagram below.

14

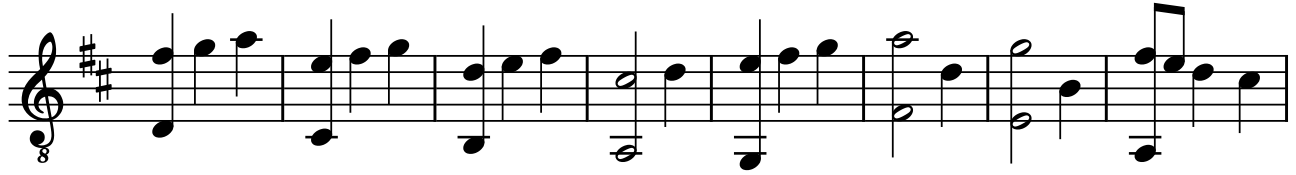
System 3: Measures 13-18. TAB notation with fret numbers and bar lines. Includes a pickup diagram below.

19

System 4: Measures 19-24. TAB notation with fret numbers and bar lines. Includes a pickup diagram below.

# XCIV

26.09.2018



# XCIV

26.09.2018

Measure 1: 2-3-5 | 0-2-3 | 3-0-2 | 2-3 | 0-2-3 | 5-3 | 3-0 | 2-0 | 3-2

Measure 2: 0 | 4 | 2 | 0 | 3 | 4 | 2 | 0

Measure 3: (empty)

Measure 4: (empty)

Measure 5: (empty)

Measure 6: (empty)

Measure 7: (empty)

Measure 8: (empty)

9

Measure 9: 3-2-0 | 2-0 | 3-0-2-3 | 2-3 | 3-0-2 | 3-0 | 0-0 | 3-2 | 3-0-2

Measure 10: (empty)

Measure 11: (empty)

Measure 12: (empty)

Measure 13: (empty)

Measure 14: (empty)

Measure 15: (empty)

Measure 16: (empty)

Measure 17: (empty)

18

Measure 18: 2-0 | 3-2 | 3-0-2 | 2-3-0 | 0-2-3 | 2-0 | 3-2 | 2-3-3

Measure 19: (empty)

Measure 20: (empty)

Measure 21: (empty)

Measure 22: (empty)

Measure 23: (empty)

Measure 24: (empty)

Measure 25: (empty)

Measure 26: (empty)

Measure 27: (empty)

Measure 28: (empty)

Measure 29: (empty)

Measure 30: (empty)

Measure 31: (empty)

Measure 32: (empty)

Measure 33: (empty)

Measure 34: (empty)

Measure 35: (empty)

Measure 36: (empty)

Measure 37: (empty)

Measure 38: (empty)

Measure 39: (empty)

Measure 40: (empty)

Measure 41: (empty)

Measure 42: (empty)

Measure 43: (empty)

Measure 44: (empty)

Measure 45: (empty)

Measure 46: (empty)

Measure 47: (empty)

Measure 48: (empty)

Measure 49: (empty)

Measure 50: (empty)

Measure 51: (empty)

Measure 52: (empty)

Measure 53: (empty)

Measure 54: (empty)

Measure 55: (empty)

Measure 56: (empty)

Measure 57: (empty)

Measure 58: (empty)

Measure 59: (empty)

Measure 60: (empty)

Measure 61: (empty)

Measure 62: (empty)

Measure 63: (empty)

Measure 64: (empty)

Measure 65: (empty)

Measure 66: (empty)

Measure 67: (empty)

Measure 68: (empty)

Measure 69: (empty)

Measure 70: (empty)

Measure 71: (empty)

Measure 72: (empty)

Measure 73: (empty)

Measure 74: (empty)

Measure 75: (empty)

Measure 76: (empty)

Measure 77: (empty)

Measure 78: (empty)

Measure 79: (empty)

Measure 80: (empty)

Measure 81: (empty)

Measure 82: (empty)

Measure 83: (empty)

Measure 84: (empty)

Measure 85: (empty)

Measure 86: (empty)

Measure 87: (empty)

Measure 88: (empty)

Measure 89: (empty)

Measure 90: (empty)

Measure 91: (empty)

Measure 92: (empty)

Measure 93: (empty)

Measure 94: (empty)

Measure 95: (empty)

Measure 96: (empty)

Measure 97: (empty)



Measure 98: (empty)

Measure 99: (empty)

Measure 100: (empty)

# XCV

29.09.2018





# XCV

29.09.2018

0-2-0 0-2-0 0-2-0 0 2

**T** 0-2-3 3-2 0-2-3 3-2 0-2-3 3-2-3 0

**A** 0 0 0 0 0 0

**B** 2 2 3 2 2-10-9

5

7-5 5 3 2-3 2 0-2 0-2-0

**T** 7 0 8 3 2-3 2 3 0-2 3-2 0 0-2-3 3-2

**A** 0 0 2 2 3 0 0 0

**B** 7 2 2 2 2

10

2-3-2-0 0-2-3 0-2 2-2 2-2

**T** 2-3-2-0 3 0-2-3 2-0 0-2-3 0-2 2-2 0-0 2-2 0-0 0-0

**A** 0 3 3 3 0-0 0-0 0-0

**B** 0 3 2 0

14

2-2 2-0 2-3-0-2 0 0

**T** 2-2 0-0 0-0 0 3-0-2 3 2-3 3 2-3-0-2 0 0-2 0

**A** 0 0-0 0 0 3 2-3 3 3 1-3-1 2

**B** 3 2 0 3

18

0 0 2-3 2-2-0 2 3 2-3-2-0-2 0

**T** 0 0 2-3 2-2-0 2 3 2-3-2-0-2 0


**A** 0 0 0 0 0

**B** 2 2 2


# XCVI

30.09.2018


Harm12



7




13



18

Harm12






Harm5





# XCVII

01.10.2018



# XCVII

01.10.2018

3-2-0 0-2 7-5 8-7 8-7-7 0 0 0-2-3-2-0 0-0

4 4 8-7 7 4 4 4

TAB

7 7 0 2 2 0

5

7-5 10-9-7 9-7 0 0 0-2-4-2-0 2-0 0

8 10 10 10 9 7 4 4 4 4 2-4

TAB

4 2

10

II VII

0-2-4 5-4-2 4-2 6 7-6-4 7-9 6 7-9-11 11-9-7 9 7-6-7-9

4 2 2 6 0 0 0 7 7 7 7

TAB

2 4 4 6 7 6-7-9 7 9 9

19

IX

11-11 12-11-9-12 11-9 9 9 4 4-2-0-4 2-0 2 0

11 13 9 11-9-11 5 4 4 2-4-5-4-5

TAB

11 9

26

II


4 2 0 4 5 4 2 4 2 2 2 6 2 2 4 4 4 4

TAB

0 2 4 2

# XCVIII

06.10.2018



# XCVIII

06.10.2018

Tablature for measures 1-6. The staff shows fret numbers for the top three strings. Measure 1: 3-2, 0-3-3, 2-0. Measure 2: 2-0-2-0-0, 0-0, 0-0. Measure 3: 2-7-5, 7-5, 8-8-7. Measure 4: 7-5, 8-8-7, 0. Measure 5: 0, 0. Measure 6: 7-3-5-10. Vertical bar lines are present at the end of each measure.

7

Tablature for measures 7-12. The staff shows fret numbers for the top three strings. Measure 7: 10-9-7-9, 0, 9. Measure 8: 10-9-10-12, 0, 10. Measure 9: 14-15 14, 0. Measure 10: 12-12-14, 15, 0. Measure 11: 14-15 14 12-14 12, 0, 0. Measure 12: 10-12 10-9-9-10, 0, 0, 12. Vertical bar lines are present at the end of each measure.

13

Tablature for measures 13-18. The staff shows fret numbers for the top three strings. Measure 13: 2-0-2-3-3-2-3, 0-0, 0-2, 3. Measure 14: 3-2-0, 3, 0. Measure 15: 3-2-0, 2, 0. Measure 16: 3-2, 0, 0. Measure 17: 0, 0, 0. Measure 18: 7, 0, 0. Vertical bar lines are present at the end of each measure.

# XCIX

06.10.2018

6=D 8

Musical notation for measures 6-8. The key signature is D major (two sharps). The notation is on a single staff with a treble clef. Measure 6 starts with a treble clef and a sharp sign. Measure 7 has a sharp sign. Measure 8 has a sharp sign. The music consists of eighth and sixteenth notes in the upper voice and chords in the lower voice.

7

Musical notation for measures 7-9. The key signature is D major (two sharps). The notation is on a single staff with a treble clef. Measure 7 has a sharp sign. Measure 8 has a sharp sign. Measure 9 has a sharp sign. The music consists of eighth and sixteenth notes in the upper voice and chords in the lower voice.

11

Musical notation for measures 11-13. The key signature is D major (two sharps). The notation is on a single staff with a treble clef. Measure 11 has a sharp sign. Measure 12 has a sharp sign. Measure 13 has a sharp sign. The music consists of eighth and sixteenth notes in the upper voice and chords in the lower voice, ending with a double bar line.



# XCIX

06.10.2018

6=D

6=D diagram: A vertical line with six tick marks representing strings. The top tick mark is labeled '6=D'. Below the tick marks, there are vertical bars of varying lengths indicating the fretting for each string.

7

Fretting diagram for system 7: A vertical line with six tick marks. Below the tick marks, there are vertical bars of varying lengths indicating the fretting for each string.

12

Fretting diagram for system 12: A vertical line with six tick marks. Below the tick marks, there are vertical bars of varying lengths indicating the fretting for each string.

# C

07.10.2018

Musical notation for the first system, measures 1-5. The key signature is two sharps (F# and C#). The melody starts with a quarter note G4, followed by quarter notes A4, B4, and C5. A slur covers measures 3 and 4, containing quarter notes D5, E5, and F#5. Measure 5 contains a quarter note G4. The bass line consists of quarter notes G2, F#2, E2, D2, and C2.

Musical notation for the second system, measures 6-8. The melody features eighth-note patterns: G4-A4-B4-C5, A4-B4-C5-D5, and G4-A4-B4-C5. The bass line consists of quarter notes G2, F#2, E2, D2, and C2.

Musical notation for the third system, measures 9-15. The melody includes quarter notes G4, A4, B4, C5, D5, E5, and F#5. The bass line consists of quarter notes G2, F#2, E2, D2, and C2.

Musical notation for the fourth system, measures 16-17. The melody includes quarter notes G4, A4, B4, C5, D5, E5, and F#5. The bass line consists of quarter notes G2, F#2, E2, D2, and C2.

Musical notation for the fifth system, measures 18-24. The melody includes quarter notes G4, A4, B4, C5, D5, E5, and F#5. The bass line consists of quarter notes G2, F#2, E2, D2, and C2.

# C

07.10.2018

7

6/8

2-2 | 4-5-5 | 10-10 | 10-9-7 | 7 | 2-3 0-2 0-2-3 0-2-3

0-0 | 3-4-4 | 9-9 | 9 | 7 3-0 | 2 2 2

3-4-4 | 9-9 | 9 | 7 3-0 | 2 2 2

||

7

3-2-0-2-0 0 | 3 3-2-3-2-0 | 0-2-3 0-2-0 0 | 2 2-0 | 3 3-2 | 3-2 0

2 2 2 2 | 3 | 0 | 0

||

11

0 | 3 0-2 | 2 7-5 | 7-5 8-5 | 7 5 7 | 0 0-2-3 0-2-0 0

2 3 | 2 | 0 | 6 7 | 7 | 4 3

||

17

2-0 0-0 | 0-2 3-2-3-2-0-2-3 | 3-2-0-2-0 0-0 | 2 2-0 | 3 3-2

2 0 | 2 0 4 | 2 2

||

20

10 9 9 7 7 | 7

0 0 | 11 | 0


0 0 | 9 | 0

7 | 7

||


# CI

08.10.2018




Musical staff 1, measures 1-6. Treble clef, key signature of two sharps (F# and C#). The staff contains a sequence of notes and rests, including a half note G4, a quarter note A4, and a half note B4, followed by a series of eighth and sixteenth notes.

7



Musical staff 2, measures 7-10. Treble clef, key signature of two sharps. The staff contains a sequence of notes and rests, including a half note G4, a quarter note A4, and a half note B4, followed by a series of eighth and sixteenth notes.

11




Musical staff 3, measures 11-13. Treble clef, key signature of two sharps. The staff contains a sequence of notes and rests, including a half note G4, a quarter note A4, and a half note B4, followed by a series of eighth and sixteenth notes.

14



Musical staff 4, measures 14-19. Treble clef, key signature of two sharps. The staff contains a sequence of notes and rests, including a half note G4, a quarter note A4, and a half note B4, followed by a series of eighth and sixteenth notes.

20



Musical staff 5, measures 20-21. Treble clef, key signature of two sharps. The staff contains a sequence of notes and rests, including a half note G4, a quarter note A4, and a half note B4, followed by a series of eighth and sixteenth notes.

# CI

08.10.2018

h

**T**  
**A**  
**B**

7

**T**  
**A**  
**B**

11

**T**  
**A**  
**B**

14

**T**  
**A**  
**B**

20

**T**  
**A**  
**B**

|•

# CII

08.10.2018

Musical staff 1: Treble clef, key signature of two sharps (F# and C#), 8/8 time signature. The staff contains a sequence of notes and rests, starting with a whole note chord of D4, F#4, and A4, followed by a series of eighth notes and quarter notes.

Musical staff 2: Treble clef, key signature of two sharps, 8/8 time signature. The staff continues the melody from the first staff, featuring eighth notes and quarter notes.

Musical staff 3: Treble clef, key signature of two sharps, 8/8 time signature. The staff continues the melody, including a measure with a flat (Bb) and a measure with a dotted note.

Musical staff 4: Treble clef, key signature of two sharps, 8/8 time signature. The staff continues the melody, featuring a measure with a wavy line (trill) and a measure with a dotted note.

Musical staff 5: Treble clef, key signature of two sharps, 8/8 time signature. The staff continues the melody, featuring a measure with a wavy line (trill) and a measure with a dotted note.

Musical staff 6: Treble clef, key signature of two sharps, 8/8 time signature. The staff continues the melody, featuring a measure with a wavy line (trill) and a measure with a dotted note, ending with a double bar line.

# CII

08.10.2018

2 2 3-2 2 0 3-2 2 0 2 2 3 0 2 2 3-1-3 0 2

TAB 0 3 0 0 0 0 3 0 1-3 3-1-1-0

2 2 3 4 2 3 2

8

0 2 3 2 0 0 2 2 10 9 7 9 7 9 10 9 7 6

TAB 0 0 3 2 3 2 2 3 0 2 2 10 9 7 10 10 0 0

1 2 0 4 2 0 0

14

2 2 0 0 2 3 0 2 0 0 3 0 3 0 2 3 0 3 0

TAB 0 2 3 3 3 2 0 2 3 0 2 3 0 2 3 0 2 3 0

2 0 0 4 2 3 2 3 0

20

2 3-2 3 0-2 0-2 3 0 0-2 3 0-2 0-2 3 0-2 3 0-2

TAB 0 0 0 0 0 3 3 1-3 0-2 3 2-3 0-2

2 0 3 2 2 2 2 2 3 0

25

2 2 5 5 9 10 10 9 3 2 2 3 2 0 2 0 2 0 0 2 0 0

TAB 3 7 10 0 0 0 0 2 0 3 2 0 2 0 0 2 0 3

3 0 0 9 2 0 2 0 0 3

31

2 3 5 0 2 3 3 0 2 0 0 2 3 2 0 3 2 2 3 3 3 0

TAB 0 4 2 0 0 3 0 3 2 3 3 0

# CIII

10.10.2018

6=D

Musical notation for measures 6-8. The key signature is D major (two sharps). The time signature is 8/8. The notation consists of a treble clef staff with a treble clef and a bass clef staff with a bass clef. The melody in the treble staff starts on G4 and moves through various intervals, including a descending line and a rising line. The bass staff provides a harmonic accompaniment with chords and single notes.

6

Musical notation for measures 9-11. The key signature is D major. The time signature is 8/8. The notation consists of a treble clef staff with a treble clef and a bass clef staff with a bass clef. The melody continues with a mix of eighth and quarter notes, showing some chromatic movement. The bass staff continues with a steady accompaniment.

12

Musical notation for measures 12-16. The key signature is D major. The time signature is 8/8. The notation consists of a treble clef staff with a treble clef and a bass clef staff with a bass clef. The melody features a prominent eighth-note pattern in measures 12 and 13, followed by a more melodic line. The bass staff provides a consistent accompaniment.

17

Musical notation for measures 17-18. The key signature is D major. The time signature is 8/8. The notation consists of a treble clef staff with a treble clef and a bass clef staff with a bass clef. The melody concludes with a final cadence, including a whole note chord in the treble staff and a final bass note in the bass staff.



# CIII

10.10.2018

6=D

T  
A  
B

7-7-5 | 3-2-0 | 2-0 | 0 | 0-0-1-0 | 1-0 | 1-0 | 1-0

5-4 | 2 | 2 | 2 | 3-3-3-1 | 3 | 1-0 | 1-3

0 | 2 | 2 | 0 | 2 | 0

7

T  
A  
B

0 | 0 | 5-5 | 3-2-0 | 2-0-2-3 | 5-5 | 2-0 | 0-2

0-1-3-6 | 3 | 4 | 2 | 0 | 3-3-2-2-3 | 3

2 | 2 | 4 | 0 | 0

14

T  
A  
B

7-7-9-10 | 10 | 0-0-9-0-0 | 7-7-5 | 3-2-0 | 2-0 | 0 | 0

5-7 | 9 | 0-0 | 5-4 | 2 | 2 | 4 | 4

9 | 0 | 2 | 2 | 2

# CIV

11.10.2018

6=D

The first system of musical notation is written on a single staff in treble clef with a key signature of one flat (Bb). It begins with a treble clef and a '6=D' instruction. The melody starts with a half note chord of G4 and Bb4, followed by a quarter note G4, a quarter note A4, a quarter note Bb4, and a quarter note C5. The melody continues with a quarter note D5, a quarter note E5, a quarter note F5, and a quarter note G5. The final measure contains a quarter note G5, a quarter note F5, a quarter note E5, and a quarter note D5. The bass line consists of a half note chord of G2 and Bb2, followed by a half note chord of G2 and Bb2, and a half note chord of G2 and Bb2.

6

The second system of musical notation is written on a single staff in treble clef with a key signature of one flat (Bb). It begins with a treble clef and a '6' instruction. The melody starts with a half note chord of G4 and Bb4, followed by a quarter note G4, a quarter note A4, a quarter note Bb4, and a quarter note C5. The melody continues with a quarter note D5, a quarter note E5, a quarter note F5, and a quarter note G5. The final measure contains a quarter note G5, a quarter note F5, a quarter note E5, and a quarter note D5. The bass line consists of a half note chord of G2 and Bb2, followed by a half note chord of G2 and Bb2, and a half note chord of G2 and Bb2.

# CIV

11.10.2018

III

6=D

7 III

III

# CV

13.10.2018

Musical score for 'CV' in G major, 8/8 time. The score consists of seven systems of music, each starting with a measure number (8, 8, 14, 17, 21, 24, 28) and a treble clef with a key signature of one sharp (F#). The notation includes various rhythmic values (quarter, eighth, and sixteenth notes), rests, and dynamic markings. The first system (measures 8-13) features a melodic line with a descending eighth-note pattern and a bass line with chords. The second system (measures 14-16) includes a melodic line with eighth notes and a bass line with chords, with 'Harm12' markings above the staff. The third system (measures 17-18) continues the melodic line with eighth notes and a bass line with chords, with 'H12' marking above the staff. The fourth system (measures 19-20) features a melodic line with eighth notes and a bass line with chords. The fifth system (measures 21-23) continues the melodic line with eighth notes and a bass line with chords. The sixth system (measures 24-27) includes a melodic line with eighth notes and a bass line with chords, with repeat signs at the end. The seventh system (measures 28-29) concludes the piece with a final melodic line and a bass line with chords.

# CV

13.12.2018

9

TAB

9

TAB

14

TAB

18

TAB

21

TAB

24

TAB

2

28

**T**  
**A**  
**B**

|   |   |   |   |   |
|---|---|---|---|---|
| 0 | 2 | 3 | 0 | 2 |
| 0 |   |   |   | 0 |
|   |   |   |   | 0 |
| 3 |   |   |   | 2 |

Diagram showing two bar lines and a vertical line below the strings.

# CVI

17.10.2018

Musical staff 1, starting at measure 1. The key signature is two sharps (F# and C#). The staff contains a sequence of notes and rests, including a double bar line at the end.

7

Musical staff 2, starting at measure 7. The key signature is two sharps. The staff contains a sequence of notes and rests, including a double bar line at the end.

13

Musical staff 3, starting at measure 13. The key signature is two sharps. The staff contains a sequence of notes and rests, including a double bar line at the end.

17

Musical staff 4, starting at measure 17. The key signature is two sharps. The staff contains a sequence of notes and rests, including a double bar line and a fermata symbol at the end.

22

Musical staff 5, starting at measure 22. The key signature is two sharps. The staff contains a sequence of notes and rests, including a double bar line at the end.

29

Musical staff 6, starting at measure 29. The key signature is two sharps. The staff contains a sequence of notes and rests, including a double bar line at the end.

33

Musical staff 7, starting at measure 33. The key signature is two sharps. The staff contains a sequence of notes and rests, including a double bar line at the end.

2

40

A single staff of music in treble clef, key signature of two sharps (F# and C#), and 2/4 time signature. The piece begins at measure 40 with a treble clef and a common time signature. The notation includes a key signature change to two sharps at the start. The melody consists of quarter and eighth notes, with some beamed eighth notes. The bass line consists of quarter notes, some of which are beamed together. The piece concludes with a double bar line at the end of measure 47.



# CVI

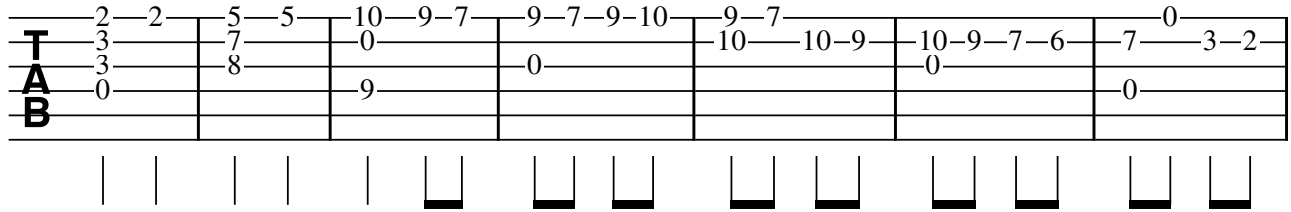
17.10.2018

2-2 5-5 10-9-7 9-7-9-10 9-7 0

3 7 0 0 10 10-9 10-9-7-6 7 3-2

3 8 9 0 0 0 0 0

0 0 0 0 0 0 0 0

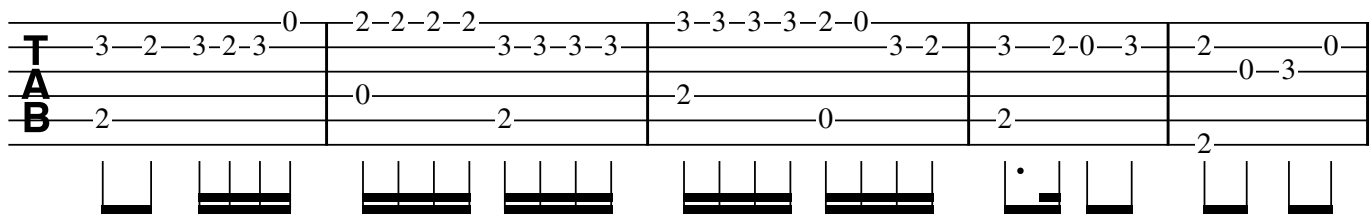


8

0 2-2-2-2 3-3-3-3 3-3-3-3-2-0 3-2 3-2-0-3 2 0-3 0

3-2-3-2-3 0 3-3-3-3 2 3-2 3-2-0-3 2 0-3 0

2 0 2 2 0 2 2

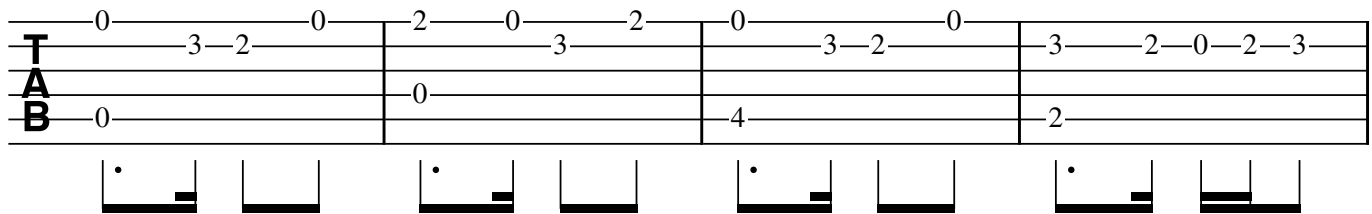


13

0 3-2 0 2 0 3 2 0 3-2 0 3-2-0-2-3

0 0 0 0 0 0 0 0 0 0 0

0 0 4 2

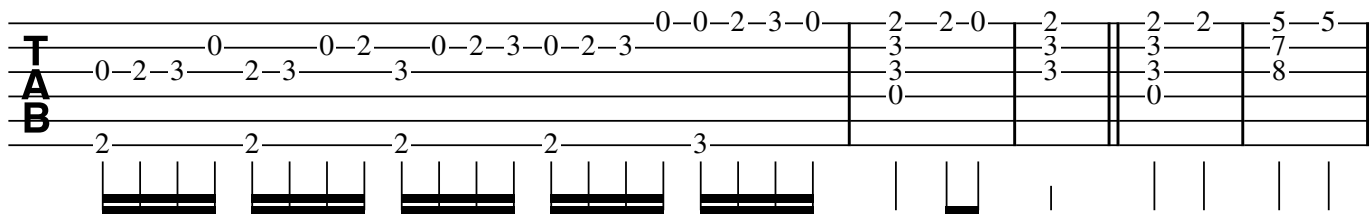


17

0 0-2 0-2-3-0-2-3 0-0-2-3-0 2-2-0 2-2 5-5

0-2-3 2-3 3 3 3 3 3 3 7 8

2 2 2 2 3 0 0 0 0

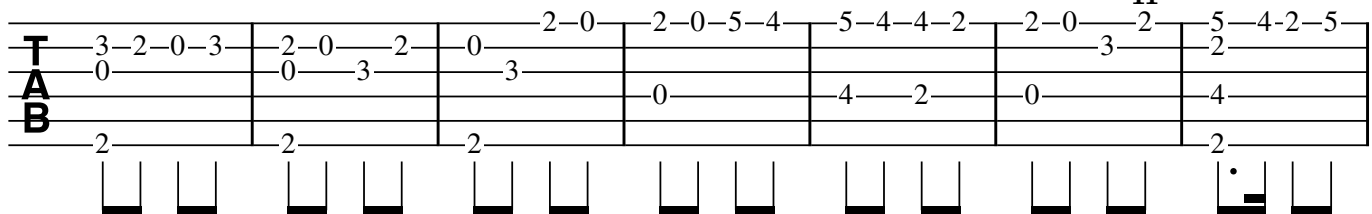


22

3-2-0-3 2-0 2 0 2-0 2-0-5-4 5-4-4-2 2-0 2 5-4-2-5

0 0 3 3 0 0 4 2 0 3 2 2

2 2 2 2 2 0 0 0 0 0 0 0



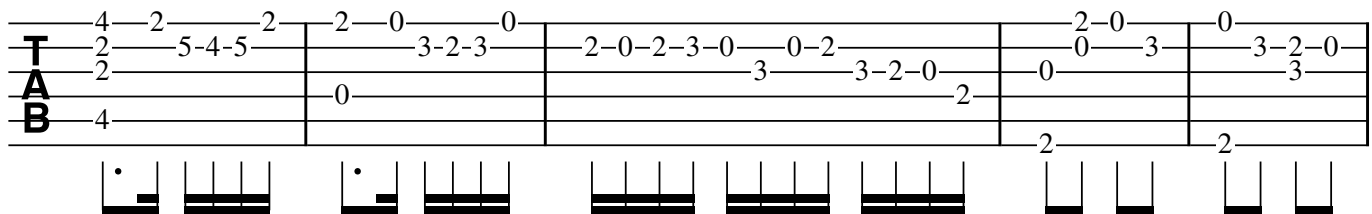
29

4 2 2 2-0 0 2-0 2-3-0 0-2 2-0 0 0

2 5-4-5 3-2-3 2-0-2-3-0 0-2 3 3-2-0 0 3 3-2-0

2 0 3 3 2 0 2 0 3 3

4 0 2 2



2

34

IV

TAB notation for measures 34-41. The notation is written on a six-line staff. The letters T, A, and B are stacked vertically on the left side of the staff. The notes are represented by numbers 0-8. Measure 34: 2-2-3 | 2-0 | 0 | 0. Measure 35: 2 | 0-2-3 | 3-2 | 3-2-0. Measure 36: 2 | 0 | 0. Measure 37: 2-2 | 5-5 | 4. Measure 38: 2-2 | 3 | 7 | 6 | 3. Measure 39: 2-2 | 3 | 8 | 7 | 3. Measure 40: 2-2 | 0 | 4 | 0. Measure 41: 2-2 | 3 | 0. Below the staff, vertical lines indicate fret positions, and horizontal bars indicate string bends.

42

TAB notation for measures 42-44. The notation is written on a six-line staff. The letters T, A, and B are stacked vertically on the left side of the staff. The notes are represented by numbers 0-3. Measure 42: 3 | 2 | 0. Measure 43: 2 | 3 | 3 | 0 | 0 | 2. Measure 44: 2 | 3 | 0. Below the staff, vertical lines indicate fret positions, and horizontal bars indicate string bends.

# CVII

17.10.2018

The first system of musical notation is written on a single staff in treble clef with a key signature of three sharps (F#, C#, G#). It begins with a bass clef '8' below the staff. The melody consists of eighth notes and quarter notes, with a wavy line above the second measure. The system is divided into three measures by repeat signs, each ending with a double bar line.

The second system of musical notation continues on a single staff in treble clef with a key signature of three sharps. It begins with a bass clef '8' below the staff and a measure number '5' above the staff. The melody continues with eighth and quarter notes, featuring wavy lines above the second and fourth measures. The system concludes with a final double bar line and a wavy line below the staff.

# CVII

17.10.2018

**T  
A  
B**

2-3-2-0 3-2-0 0-2-3 0-2 3-2-0-2-0 3 0-2-3 0-2-3

0 3 2 0 2 0 3 0-2-3 3 2

2 0 2 0 3 2

Diagram 1: Frets 2, 3, 2, 0 on strings 1-4.  
Diagram 2: Fret 3 on string 1.  
Diagram 3: Frets 0, 2, 3 on strings 1-3.  
Diagram 4: Fret 0 on string 1, fret 2 on string 2.  
Diagram 5: Frets 3, 2, 0, 2, 0 on strings 1-5.  
Diagram 6: Fret 3 on string 1.  
Diagram 7: Frets 0, 2, 3 on strings 1-3.  
Diagram 8: Frets 0, 2, 3 on strings 1-3.

5

**T  
A  
B**

2-3-2-0 3-2-3-0 2-3-2-0 3-2-3-0 0 2

0 3 2 3 0 3 2 3 0 0 2

2

Diagram 1: Frets 2, 3, 2, 0 on strings 1-4.  
Diagram 2: Fret 3 on string 1.  
Diagram 3: Frets 2, 3, 2, 0 on strings 1-4.  
Diagram 4: Frets 3, 2, 3, 0 on strings 1-4.  
Diagram 5: Fret 0 on string 1.  
Diagram 6: Fret 2 on string 1.

# CVIII

18.10.2018

Musical staff 1, measures 1-9. The staff is in treble clef with a key signature of two sharps (F# and C#). It begins with a whole rest on the first staff and a bass clef on the second staff. The melody consists of eighth and quarter notes, with two triplet markings (3) over the eighth notes in measures 7 and 8.

Musical staff 2, measures 10-15. The staff continues in treble clef with a key signature of two sharps. It begins with a whole rest on the first staff and a bass clef on the second staff. The melody continues with eighth and quarter notes, featuring three triplet markings (3) over the eighth notes in measures 12, 13, and 14.

Musical staff 3, measures 16-22. The staff continues in treble clef with a key signature of two sharps. It begins with a whole rest on the first staff and a bass clef on the second staff. The melody continues with eighth and quarter notes, including a flat (Bb) in measure 21.

Musical staff 4, measures 23-29. The staff continues in treble clef with a key signature of two sharps. It begins with a whole rest on the first staff and a bass clef on the second staff. The melody continues with eighth and quarter notes, featuring a triplet marking (3) over the eighth notes in measure 23. The piece concludes with a double bar line in measure 29.

# CVIII

18.10.2018

0 3-2 0 2-0 0 2-2 2-0 2

T 0 0 3-2 0 2-3 3-2-0-2-3 3 3-2 3-3

A 1 0 3 0 3 0 0 0

B 2 2 2 0 2 0 0 2

0 2 2

3 3

10

0 2-0 0 0 0-7 7 3-2-3 2-0 3 3-2-0-2-3 3 0-2 2-2

T 2-0 0 0 0-7 7 3-2-3 2-0 3 3-2-0-2-3 3 0-2 2-2

A 0 4 5-4-5-7 8-7 0 2 2 0 3 0

B 2 0 2 0 3

3 3 3

16

5-3 2-0 2-0-2-3 9-7-10-9 14-12-10 9-10-9 7

T 7-5 3 3 0 0 0 0 11 0

A 0 0 0 0 0 0 0

B 2 7-3-5

23

0 2 0 3-2 3 2 7

T 0-2-3 2-3 0 0 0 0 3-2 3 0 0

A 0 0 0 1 0 2 3 0 0

B 2 2 2 2 2 3 0 7

3 3

# CIX

19.10.2018

Musical staff 1, starting at measure 1. The key signature has one sharp (F#). The staff contains a series of chords and melodic lines, including a prominent eighth-note pattern in the right hand.

5

Musical staff 2, starting at measure 5. The key signature has one sharp (F#). The staff contains a series of chords and melodic lines, including a prominent eighth-note pattern in the right hand.

9

Musical staff 3, starting at measure 9. The key signature has one sharp (F#). The staff contains a series of chords and melodic lines, including a prominent eighth-note pattern in the right hand.

15

Musical staff 4, starting at measure 15. The key signature has one sharp (F#). The staff contains a series of chords and melodic lines, including a prominent eighth-note pattern in the right hand.

19

Musical staff 5, starting at measure 19. The key signature has one sharp (F#). The staff contains a series of chords and melodic lines, including a prominent eighth-note pattern in the right hand.

23

Musical staff 6, starting at measure 23. The key signature has one sharp (F#). The staff contains a series of chords and melodic lines, including a prominent eighth-note pattern in the right hand.

30

Musical staff 7, starting at measure 30. The key signature has one sharp (F#). The staff contains a series of chords and melodic lines, including a prominent eighth-note pattern in the right hand.

# CIX

19.10.2018

0 0 3 2 | 2 7 5 | 7 5 3 2 0 | 2 0 2

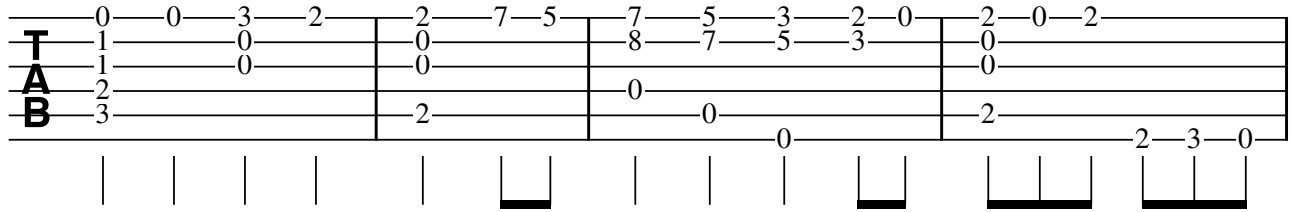
TAB

1 0 0 | 0 7 5 | 8 7 5 3 | 0 0 2

1 0 0 | 0 0 0 | 0 0 2

2 0 0 | 0 0 0 | 0 0 2

3 2 0 0 | 2 0 0 | 2 2 3 0



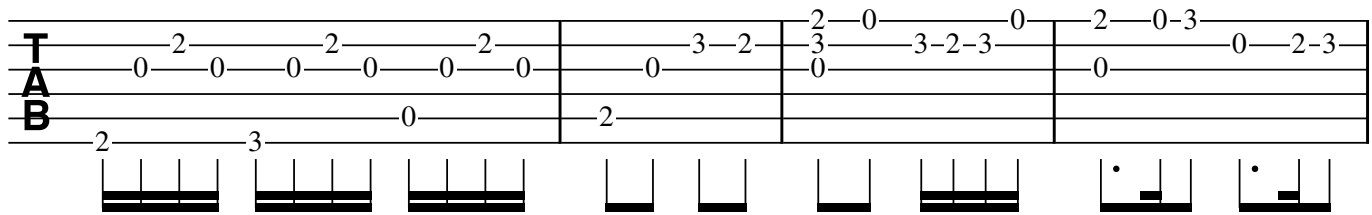
5

2 0 0 0 0 0 | 0 3 2 | 3 0 3 2 3 0 | 2 0 3 0 2 3

TAB

0 0 0 0 0 0 | 0 3 2 | 0 3 2 3 0 | 0 0 2 3

2 3 0 2



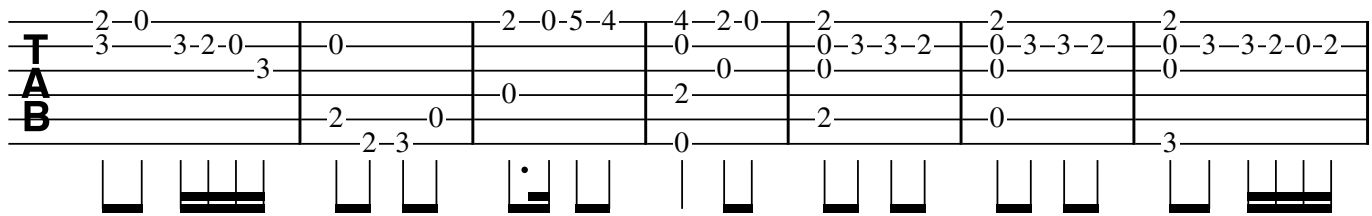
9

2 0 3 2 0 3 | 0 2 0 5 4 | 4 2 0 2 2 2 | 2 0 3 3 2 | 2 0 3 3 2 | 2 0 3 3 2 0 2

TAB

3 3 2 0 3 | 0 0 0 | 0 0 0 | 0 3 3 2 | 0 3 3 2 | 0 3 3 2 0 2

2 2 3 0 0 2 0 2 0



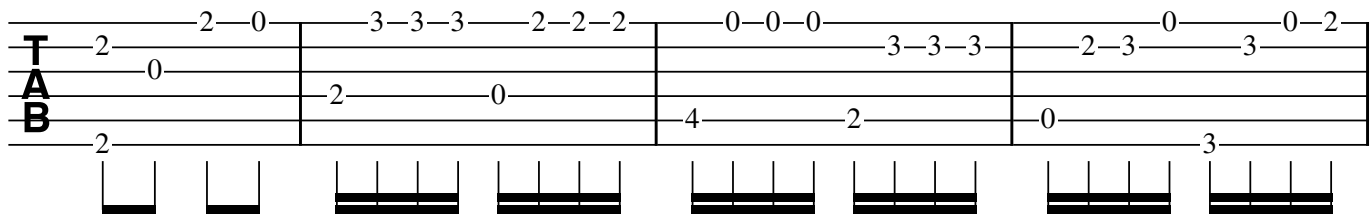
16

2 0 3 3 3 2 2 2 | 0 0 0 3 3 3 | 2 3 0 3 0 2

TAB

0 2 0 2 0 0 0 0 0 0 | 3 3 1 0 0 3 3 3 | 0 0 2 0 3 2

2 0 4 2 0 3



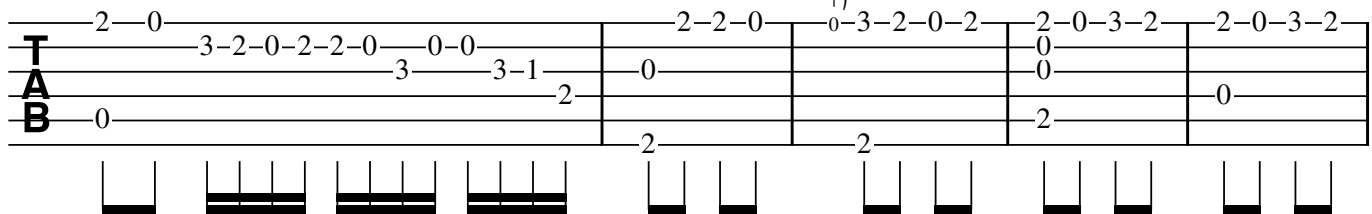
20

2 0 3 2 0 2 2 0 0 0 | 2 2 0 0 3 2 0 2 | 2 0 3 2 2 0 3 2

TAB

3 3 1 0 0 3 3 3 | 0 0 0 0 3 2 0 2 | 0 0 2 0 3 2

0 2 2 2 0 2



25

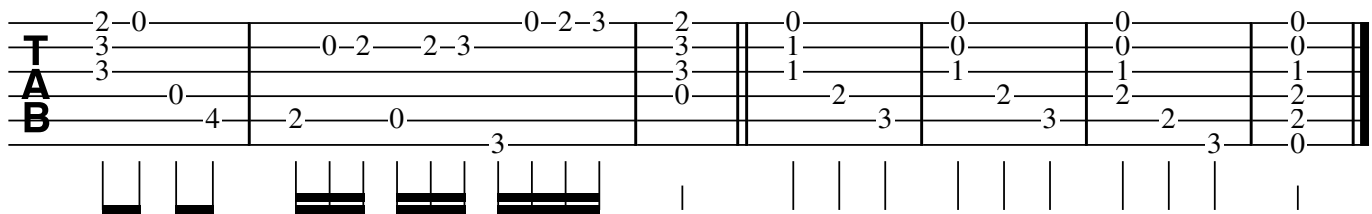
2 0 0 2 3 2 0 2 3 | 2 0 0 0 0

TAB

3 0 2 2 3 0 2 3 | 3 1 0 0 0

3 0 1 1 0 1 0 1 0

0 4 2 0 3 2 3 2 2 2 3 0





# CX

20.10.2018

Musical staff 1: Treble clef, key signature of two sharps (F# and C#), 8/8 time signature. The staff contains a sequence of notes and rests, including a triplet of eighth notes.

7

Musical staff 2: Treble clef, key signature of two sharps (F# and C#), 8/8 time signature. The staff contains a sequence of notes and rests, including a triplet of eighth notes.

13

Musical staff 3: Treble clef, key signature of two sharps (F# and C#), 8/8 time signature. The staff contains a sequence of notes and rests, including a triplet of eighth notes.

18

Musical staff 4: Treble clef, key signature of two sharps (F# and C#), 8/8 time signature. The staff contains a sequence of notes and rests, including a triplet of eighth notes.

25

Musical staff 5: Treble clef, key signature of two sharps (F# and C#), 8/8 time signature. The staff contains a sequence of notes and rests, including a triplet of eighth notes.

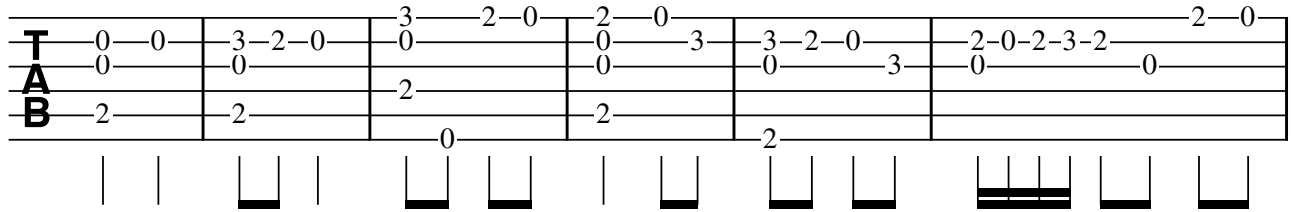
29

Musical staff 6: Treble clef, key signature of two sharps (F# and C#), 8/8 time signature. The staff contains a sequence of notes and rests, including a triplet of eighth notes. The piece concludes with a double bar line.

# CX

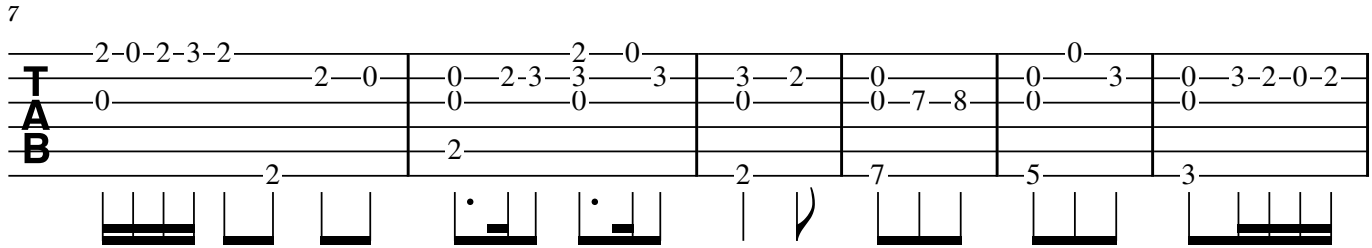
20.10.2018

7



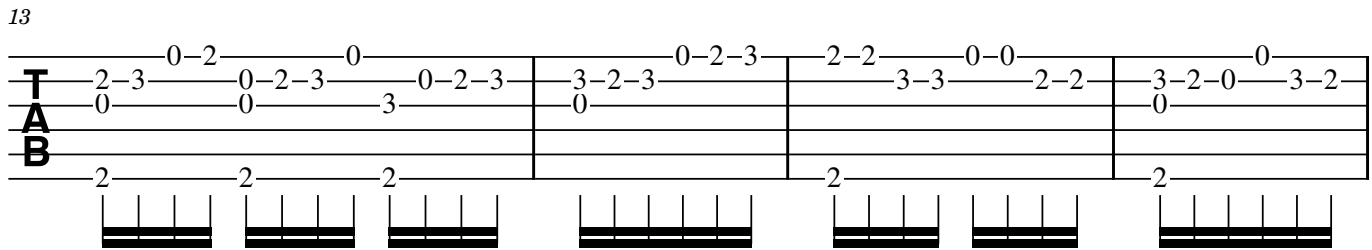
System 1: Measures 1-6. Treble clef. TAB lines: 0-0, 3-2-0, 0-2-0, 0-0-3, 3-2-0, 2-0-2-3-2, 2-0. Bass clef: 2, 2, 0, 2, 2, 0. Includes fretboard diagrams for measures 1-6.

7



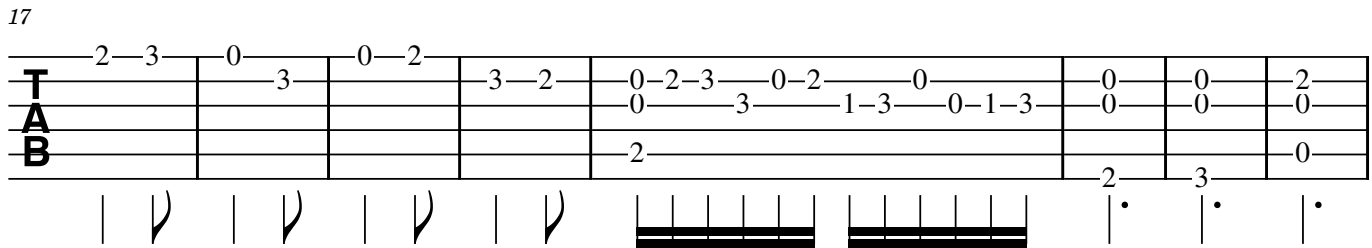
System 2: Measures 7-12. Treble clef. TAB lines: 2-0-2-3-2, 2-0, 0-2-3-3, 2-0, 3-2, 0-0, 0-3, 0-3-2-0-2. Bass clef: 2, 2, 2, 7, 5, 3. Includes fretboard diagrams for measures 7-12.

13



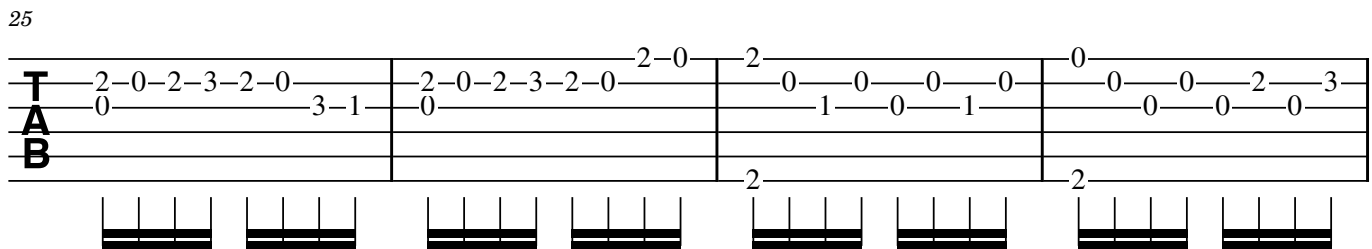
System 3: Measures 13-18. Treble clef. TAB lines: 0-2, 0-2-3, 0-2-3, 3-2-3, 0-2-3, 2-2, 3-3, 0-0, 2-2, 3-2-0, 3-2. Bass clef: 2, 2, 2, 2, 2, 2. Includes fretboard diagrams for measures 13-18.

17



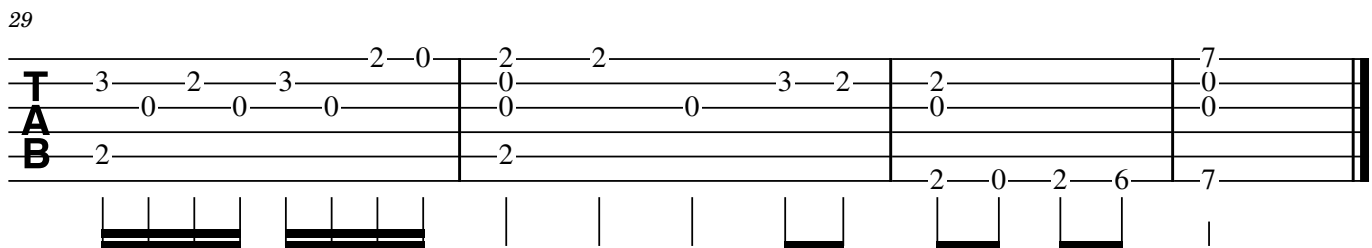
System 4: Measures 17-24. Treble clef. TAB lines: 2-3, 0, 0-2, 3-2, 0-2-3, 0-2, 0, 0, 0, 2. Bass clef: 2, 2, 2, 2, 2, 2, 2, 3, 0. Includes fretboard diagrams for measures 17-24.

25



System 5: Measures 25-30. Treble clef. TAB lines: 2-0-2-3-2-0, 3-1, 2-0-2-3-2-0, 2-0, 2, 0, 0, 0, 0, 0, 0, 2, 3. Bass clef: 2, 2. Includes fretboard diagrams for measures 25-30.



29



System 6: Measures 29-32. Treble clef. TAB lines: 3, 2, 3, 2-0, 2, 2, 3, 2, 2, 7. Bass clef: 2, 2, 2, 2, 2, 0, 2, 6, 7. Includes fretboard diagrams for measures 29-32.

# CXI

20.10.2018



# CXI

20.10.2018

9

Measure 9: TAB notation for three strings (T, A, B). The top string (T) has notes 2-2, 2-3-2, 3-2-0-3, 2-2-0, 2-7-5-3, 5, 8-7, 8-7-5, 7-0-3-2. The middle string (A) has notes 3, 3, 0, 3, 3, 0, 0, 0. The bottom string (B) has notes 2, 2, 2, 2, 0, 0, 7, 0. Fingering is indicated by numbers 0-5. A bar line is present after the first two notes of the top string.

9

Measure 9: TAB notation for three strings (T, A, B). The top string (T) has notes 3-2-0, 2-3-0-2, 2-0-2-3-5-3-2-0, 0-0-2-3-2-0-3-5. The middle string (A) has notes 0, 0, 0, 5. The bottom string (B) has notes 2, 0, 4. Fingering is indicated by numbers 0-5. A bar line is present after the first two notes of the top string.

13


Measure 13: TAB notation for three strings (T, A, B). The top string (T) has notes 3-2-3-0-2, 2-3-0-2-3-0, 2-3-0-2-3-0-2, 2-2-2-5-4. The middle string (A) has notes 3, 3, 3, 3, 3, 3, 3, 3. The bottom string (B) has notes 2, 0, 0, 0, 0, 0, 0, 0. Fingering is indicated by numbers 0-5. A bar line is present after the first two notes of the top string.

16

Measure 16: TAB notation for three strings (T, A, B). The top string (T) has notes 5-4-2, 4. The middle string (A) has notes 4, 0. The bottom string (B) has notes 4, 2, 0. Fingering is indicated by numbers 0-5. A bar line is present after the first two notes of the top string.

# CXII

21.10.2018




Musical staff 1: Treble clef, key signature of three sharps (F#, C#, G#), 8/8 time signature. The staff contains a sequence of notes and rests, including a triplet of eighth notes in the final measure.



Musical staff 2: Treble clef, key signature of three sharps, 8/8 time signature. The staff contains a sequence of notes and rests. The word "Harm12" is written above the staff in two locations, indicating harmonic markings.



Musical staff 3: Treble clef, key signature of three sharps, 8/8 time signature. The staff contains a sequence of notes and rests. The word "Harm12" is written above the staff in the final measure, indicating a harmonic marking.



Musical staff 4: Treble clef, key signature of three sharps, 8/8 time signature. The staff contains a sequence of notes and rests, ending with a double bar line.

# CXII

21.10.2018

5 3 5 3 2 3 2 3 0 2 2 0 0 2 2 3 3 2 3 0 2 2 3 3 3

TAB 4 4 2 2 0 3 3 0 0 2

7 3 2 0 2 3 0 2 0 3 2 3 10 9 10 Harm12 9 Harm12 2 2 0 3 2 3 0

TAB 2 0 0 0 0 0 0 0 0 0 0 5

13 0 3 2 0 2 3 5 3 2 3 3 0 2 2 3 0 1 3 3 2 3 2 0 2 2 3 2 0

TAB 4 0 0 4 2 0 0 0

19 2 3 3 0

TAB

|

# CXIII

24.10.2018

Musical notation for the first system, measures 1-7. The key signature is two sharps (F# and C#). The notation consists of a treble clef with a soprano line and a bass line. The soprano line contains a melodic line with eighth and sixteenth notes. The bass line contains a bass line with eighth and sixteenth notes. The system ends with a double bar line.

Musical notation for the second system, measures 8-13. The key signature is two sharps (F# and C#). The notation consists of a treble clef with a soprano line and a bass line. The soprano line contains a melodic line with eighth and sixteenth notes. The bass line contains a bass line with eighth and sixteenth notes. The system ends with a double bar line.

Musical notation for the third system, measures 14-15. The key signature is two sharps (F# and C#). The notation consists of a treble clef with a soprano line and a bass line. The soprano line contains a melodic line with eighth and sixteenth notes. The bass line contains a bass line with eighth and sixteenth notes. The system ends with a double bar line.

# CXIII

24.10.2018

First system of guitar TAB notation, measures 1-7. The notation is written on a six-line staff with the letters T, A, and B on the left side. Fingerings are indicated by numbers 0-3. Measure 1: T=2-2, A=3, B=0. Measure 2: T=3-3, A=3, B=2. Measure 3: T=2-0, A=0, B=2. Measure 4: T=3-0, A=0, B=2. Measure 5: T=3-2, A=0, B=2. Measure 6: T=3-2-3, A=0, B=3. Measure 7: T=0-2-3, A=0, B=2. Measure 8: T=0-2, A=0, B=2. Measure 9: T=2-2-5-7, A=3, B=0. Measure 10: T=7, A=8, B=0. A slash is present under the first measure, and a bar line is at the end of the system.


8

Second system of guitar TAB notation, measures 8-14. The notation is written on a six-line staff with the letters T, A, and B on the left side. Fingerings are indicated by numbers 0-14. Measure 8: T=9-7-5-4, A=2, B=8. Measure 9: T=4, A=2, B=4. Measure 10: T=2-0, A=3, B=0. Measure 11: T=2, A=3, B=0. Measure 12: T=2-0, A=3, B=2. Measure 13: T=3, A=3, B=2. Measure 14: T=3, A=0, B=2. Measure 15: T=0, A=0, B=2. Measure 16: T=7-7-10-12, A=0, B=7. Measure 17: T=14, A=0, B=7. Measure 18: T=14, A=0, B=14. A double bar line is at the end of the system.



# CXIV

24.10.2018



# CXIV

24.10.2018

9

9

TAB notation for measures 1-8. The top staff (TAB) contains fret numbers: 0-2-3, 2-0 3, 2-0 3, 0-2-3, 2-0 3-2, 3-2-0 3, 0-2-3, 2-0 3. The middle staff (TAB) contains fret numbers: 2, 2, 2, 2, 2, 2, 2, 2. The bottom staff (TAB) contains fret numbers: 2, 2, 2, 2, 2, 2, 2, 2. The notation includes vertical bar lines and fret numbers above the strings.

9

9

TAB notation for measures 9-18. The top staff (TAB) contains fret numbers: 2-0 3, 3-2-0, 2-3, 2-0 3-2, 0-2-3, 0-2-3, 2-2-0, 3-3-2, 2-0-2. The middle staff (TAB) contains fret numbers: 2, 2, 2, 2, 2, 3, 2, 2, 2, 0. The bottom staff (TAB) contains fret numbers: 2, 2, 2, 2, 2, 3, 2, 2, 2, 0. The notation includes vertical bar lines, fret numbers, and some slurs.

19

19

TAB notation for measures 19-28. The top staff (TAB) contains fret numbers: 2-0 3 3, 3-2-0, 2, 3, 7-5, 3-0, 2-0-2-3, 2-0 3 3-2, 3-2-0, 2-0 3 3. The middle staff (TAB) contains fret numbers: 2, 2, 2, 2, 2, 3, 2, 2, 2, 0. The bottom staff (TAB) contains fret numbers: 2, 2, 2, 2, 2, 3, 2, 2, 2, 0. The notation includes vertical bar lines, fret numbers, and some slurs.

29

29

TAB notation for measures 29-35. The top staff (TAB) contains fret numbers: 2-0-2-5-4-2, 4-2-0, 2-0 0 4, 4-2-0, 2-0 4 4, 0-7-5-3, 5-3-2-0. The middle staff (TAB) contains fret numbers: 0, 2, 0, 2, 0, 0, 0. The bottom staff (TAB) contains fret numbers: 0, 0, 0, 0, 0, 0, 0. The notation includes vertical bar lines, fret numbers, and some slurs.



36

36

TAB notation for measures 36-37. The top staff (TAB) contains fret numbers: 2-0 4, 0 4. The middle staff (TAB) contains fret numbers: 2, 2. The bottom staff (TAB) contains fret numbers: 0, 0. The notation includes vertical bar lines, fret numbers, and some slurs.

# CXV

25.10.2018



# CXV

25.10.2018

6

6-measure guitar tablature. The top staff (TAB) contains fret numbers: 3-2-0, 3-2, 0, 2-0, 3-2-3, 2-3-2-3, 3-0-2-3, 0-2-3. The middle staff (TAB) contains: 0-0, 0-0, 0, 2-0, 3. The bottom staff (TAB) contains: 2, 2, 0, 2, 3. Vertical bar lines separate the measures. Below the staves are vertical stems representing fretted notes.

6

6-measure guitar tablature. The top staff (TAB) contains fret numbers: 0-2-3, 2-0-2, 0-3-2-0, 5-4-2, 4-2-0, 2-0-3, 0-4-3-2. The middle staff (TAB) contains: 0, 0, 3-2, 4, 2, 0, 3. The bottom staff (TAB) contains: 2, 2, 4, 2, 0, 4. Vertical bar lines separate the measures. Below the staves are vertical stems representing fretted notes.

13

6-measure guitar tablature. The top staff (TAB) contains fret numbers: 3-2-3, 0-2-0-2-3, 0-0-2-3, 0-2-3, 2-0, 3-2, 3-2-0, 2-0, 2-2-0. The middle staff (TAB) contains: 3, 3, 3, 1, 0, 0, 0. The bottom staff (TAB) contains: 2, 0, 3, 4, 2, 2-2, 2-2, 2. Vertical bar lines separate the measures. Below the staves are vertical stems representing fretted notes.

20



6-measure guitar tablature. The top staff (TAB) contains fret numbers: 2-3-5, 7-5, 7, 8-5, 7-5, 8-7, 0, 7-8-7, 2-0, 3-2. The middle staff (TAB) contains: 0, 8, 0, 8, 0, 8, 0, 0, 0-0, 0-0. The bottom staff (TAB) contains: 2, 5, 7, 5, 7, 7, 2. Vertical bar lines separate the measures. Below the staves are vertical stems representing fretted notes.

27

3-measure guitar tablature. The top staff (TAB) contains fret numbers: 0, 3-2, 0, 2-3, 0, 2-3, 2. The middle staff (TAB) contains: 0, 0, 3, 3, 3, 0. The bottom staff (TAB) contains: 2, 3, 0. Vertical bar lines separate the measures. Below the staves are vertical stems representing fretted notes.

# CXVI

25.10.2018



# CXVI

25.10.2018

9

9

2-0 2-0 0 2 3-2 2-0 2-0-2 3-2

3-3 3-3-2 3-2-0 0-2 0-0 0 0 0

2 2 2 2 2 2

• • | | | • • | | | | |

||

9

9

2-0 0-2 2-3-5 5-4 4-2 4-2 6-7 7-5

3-3 3 0 0-2-3 3 0-2 2-3-5 5-4 4-2 4-2 6-7 7-5

2 3 0 2 3 0 2 4 2 2 2 0

2 3 0 2 4 4 6

• | | • | | | | | | |

||

19

19

4-2-0 2-0-2 0-2-3 2-0 2-0-2 0-2-3 3-2 2-0 0 0

5 4 0 3 3 3 1 4 4

2 2 2 2 2 2 2

• | | • | | • | | | | | | |

||

28

28

10 9 7 9 6 7

0 0 0 0 0


9 9 7

• | | • | | •

||

# CXVII

26.10.2018



# CXVII

26.10.2018

**T  
A  
B**

2-2-3-2-0 | 3-0-2-5-5 | 3-3-2-0-2 | 3-2-0-2-0 | 3-5-3-2

This system contains six measures of guitar tablature. The first measure has notes 2, 2, 3, 2, 0. The second measure has notes 3, 0, 2, 5, 5. The third measure has notes 3, 3, 2, 0, 2. The fourth measure has notes 3, 2, 0, 2, 0. The fifth measure has notes 3, 5, 3, 2. The sixth measure has notes 5, 3, 2. Fret markers are shown below the staff: vertical lines for frets 2, 3, 4, 5, 6, 7, 8, 9, 10, 11, 12, 13, 14, 15, 16, 17, 18, 19, 20, 21, 22, 23, 24, 25, 26, 27, 28, 29, 30, 31, 32, 33, 34, 35, 36, 37, 38, 39, 40, 41, 42, 43, 44, 45, 46, 47, 48, 49, 50, 51, 52, 53, 54, 55, 56, 57, 58, 59, 60, 61, 62, 63, 64, 65, 66, 67, 68, 69, 70, 71, 72, 73, 74, 75, 76, 77, 78, 79, 80, 81, 82, 83, 84, 85, 86, 87, 88, 89, 90, 91, 92, 93, 94, 95, 96, 97, 98, 99, 100.

7

**T  
A  
B**

3-2-0-0-2 | 3-2-3 | 2-2-3-2-0 | 3-0-2-5-5 | 3-3-2-0-2 | 3-2-0-0-3

0-2 | 3 | 0-2-0 | 2-4 | 2-2 | 2

This system contains six measures of guitar tablature. The first measure has notes 3, 2, 0, 0, 2. The second measure has notes 3, 2, 3. The third measure has notes 2, 2, 3, 2, 0. The fourth measure has notes 3, 0, 2, 5, 5. The fifth measure has notes 3, 3, 2, 0, 2. The sixth measure has notes 3, 2, 0, 0, 3. Fret markers are shown below the staff: vertical lines for frets 2, 3, 4, 5, 6, 7, 8, 9, 10, 11, 12, 13, 14, 15, 16, 17, 18, 19, 20, 21, 22, 23, 24, 25, 26, 27, 28, 29, 30, 31, 32, 33, 34, 35, 36, 37, 38, 39, 40, 41, 42, 43, 44, 45, 46, 47, 48, 49, 50, 51, 52, 53, 54, 55, 56, 57, 58, 59, 60, 61, 62, 63, 64, 65, 66, 67, 68, 69, 70, 71, 72, 73, 74, 75, 76, 77, 78, 79, 80, 81, 82, 83, 84, 85, 86, 87, 88, 89, 90, 91, 92, 93, 94, 95, 96, 97, 98, 99, 100.

13

**T  
A  
B**

5-3-2 | 3-2-0 | 3-2-2 | 0-0-0 | 7-0-0

4 | 2 | 3 | 0 | 0




0 | 2-0-2-6 | 7

This system contains four measures of guitar tablature. The first measure has notes 5, 3, 2. The second measure has notes 3, 2, 0. The third measure has notes 3, 2, 2. The fourth measure has notes 0, 0, 0. Fret markers are shown below the staff: vertical lines for frets 2, 3, 4, 5, 6, 7, 8, 9, 10, 11, 12, 13, 14, 15, 16, 17, 18, 19, 20, 21, 22, 23, 24, 25, 26, 27, 28, 29, 30, 31, 32, 33, 34, 35, 36, 37, 38, 39, 40, 41, 42, 43, 44, 45, 46, 47, 48, 49, 50, 51, 52, 53, 54, 55, 56, 57, 58, 59, 60, 61, 62, 63, 64, 65, 66, 67, 68, 69, 70, 71, 72, 73, 74, 75, 76, 77, 78, 79, 80, 81, 82, 83, 84, 85, 86, 87, 88, 89, 90, 91, 92, 93, 94, 95, 96, 97, 98, 99, 100.



# CXVIII

26.10.2018



# CXVIII

26.10.2018

8

0-2-3 | 3-2-0 | 2-0-2 | 2-0 | 0-2-3 | 2-0-2 | 3-2-0

2 | 2 | 3 | 3 | 0 | 3 | 2 | 0

0 | 2 | 2 | 2 | 2 | 0 | 0

Vertical bar lines and fret numbers are shown for each measure. A dot and a slash are present under the 5th measure.

8

2- | 2- | 2- | 2-0 | 2-0-2-3-2 | 0-1-3 | 0-2 | 1-3 | 0-2-3 | 3 | 0-2-3 | 0 | 0-0-2-3 | 0-2-3-2

2 | 2 | 2 | 2 | 2 | 2 | 2 | 2 | 2 | 2 | 2 | 2 | 2

Vertical bar lines and fret numbers are shown for each measure.

12

2-0 | 3-2-3-2-0 | 2-2-0 | 3-2 | 0-0 | 3-2-0 | 0-3-3-2-0-2 | 0

3 | 3 | 5 | 3 | 0 | 3-2 | 0 | 3-2-0 | 0 | 3-3-2-0-2 | 4

0 | 2 | 2 | 2 | 2 | 2 | 2 | 2 | 2 | 2 | 2 | 2 | 2

Vertical bar lines and fret numbers are shown for each measure.

16

0-2-3-0 | 2-3-0-2 | 2-0 | 3-2-3-2-0-2 | 2-0-2-3-2-0 | 0-0-2-3-2-0 | 7-5

5 | 3 | 3 | 5 | 3 | 5 | 0 | 0 | 0 | 0 | 0 | 0 | 0

0 | 2 | 2 | 2 | 2 | 2 | 2 | 2 | 2 | 2 | 2 | 2 | 2

Vertical bar lines and fret numbers are shown for each measure.

19

2-3-2-0 | 3-2-3 | 0-2-0 | 3-2-0-2 | 0-3-3-2-0-0 | 0-0-2-2-3-3 | 0-2

0 | 0 | 0 | 0 | 0 | 4 | 0 | 0 | 0 | 0 | 0 | 0 | 0

2 | 2 | 2 | 2 | 2 | 2 | 2 | 2 | 2 | 2 | 2 | 2 | 2

Vertical bar lines and fret numbers are shown for each measure.

23

2-2-3 | 3-2-0 | 2-0 | 3-2 | 3-2-4-0 | 0-4




0 | 2 | 2 | 2 | 2 | 2 | 2 | 2 | 2 | 2 | 2 | 2 | 2

0 | 2 | 2 | 2 | 2 | 2 | 2 | 2 | 2 | 2 | 2 | 2 | 2

Vertical bar lines and fret numbers are shown for each measure. A double bar line is at the end of the 26th measure.

# CXIX

27.10.2018



# CXIX

27.10.2018

**T**  
**A**  
**B**

2 3 2 0 | 2 0 2 3 2 0 | 2 3 2 0 | 0 2 3 0 2

0 3 1 | 2 | 2 | 2

5

**T**  
**A**  
**B**

2 3 2 0 | 2 0 | 3 2 3 2 0 2 | 3 2 3 2 0 2 | 0 | 2 3 0 0

3 2 0 2 | 0 | 2 0 | 3 0 | 2

10

**T**  
**A**  
**B**

0 2 3 2 0 4 | 0 2 3 3 2 3 | 0

2 | 5 | 2

# CXX

27.10.2018

The musical score is written in G major (one sharp) and 8/8 time. It consists of seven staves of music, with measure numbers 6, 11, 16, 22, 26, and 30 indicated at the beginning of their respective staves. The notation includes eighth notes, quarter notes, and quarter rests. There are several triplet markings (the number '3') and a 'w' marking above a measure in the second staff. The bass line is consistently present, often with eighth notes and quarter notes.

2

33

Musical notation for measures 33-39. The key signature has two sharps (F# and C#). Measure 33 starts with a treble clef and a bass clef. Measure 34 features a triplet of eighth notes in the treble. Measure 35 features a triplet of eighth notes in the bass. Measure 36 has a treble clef. Measure 37 has a bass clef. Measure 38 has a treble clef. Measure 39 has a bass clef. The piece concludes with a double bar line.

40

Musical notation for measures 40-43. The key signature has two sharps (F# and C#). Measure 40 starts with a treble clef and a bass clef. Measure 41 has a treble clef. Measure 42 has a bass clef. Measure 43 has a treble clef. The piece concludes with a double bar line.

# CXX

27.10.2018

7

T  
A  
B

7

T  
A  
B

12

T  
A  
B

17

T  
A  
B

23

T  
A  
B

26

T  
A  
B

2

30

**T** 2-0-2-3-0-0-2 | 2-0-2-3-2-0 | 7-5-3-5-3-2-0-2-0-0 | 2  
**A** 0-0-3-3-1-0-2 | 0-7-5-0-0-3 | 3-3  
**B** 2- | 7-5-0-0-2

34

**T** 3-2-3-2-0-0-2 | 0-7 | 7-10-9-7-10 | 9-10-9-7-0-3 | 2-3-0  
**A** 0-0-4-0-0 | 0-0 | 7-10-9-10 | 9-10-9-0-3 | 0-0  
**B** 2- | 2-10-9-7 | 2

41

**T** 0-2-0-0-2 | 2-3-3-3  
**A** 3-3-3-3-3 | 3-3-3-3  
**B** 3-3-3-3-3 | 3-3-3-3



# CXXI

28.10.2018

6=D

The first system of music consists of four measures. It begins with a treble clef, a key signature of two sharps (F# and C#), and a common time signature (C). The first measure contains a whole note chord with notes D4, F#4, and C#5. The second measure contains a half note chord with notes D4 and F#4, followed by a half note chord with notes C#5 and D5. The third measure contains a half note chord with notes D5 and F#5, followed by a half note chord with notes C#6 and D6. The fourth measure contains a half note chord with notes D6 and F#6, followed by a half note chord with notes C#7 and D7. The bass line consists of whole notes: D3, F#3, C#4, and D4.

5

The second system of music consists of four measures. It begins with a treble clef, a key signature of two sharps (F# and C#), and a common time signature (C). The first measure contains a half note chord with notes D4 and F#4, followed by a half note chord with notes C#5 and D5. The second measure contains a half note chord with notes D5 and F#5, followed by a half note chord with notes C#6 and D6. The third measure contains a half note chord with notes D6 and F#6, followed by a half note chord with notes C#7 and D7. The fourth measure contains a half note chord with notes D7 and F#7, followed by a half note chord with notes C#8 and D8. The bass line consists of whole notes: D3, F#3, C#4, and D4.

11

Harm12

The third system of music consists of three measures. It begins with a treble clef, a key signature of two sharps (F# and C#), and a common time signature (C). The first measure contains a whole note chord with notes D4, F#4, and C#5. The second measure contains a half note chord with notes D4 and F#4, followed by a half note chord with notes C#5 and D5. The third measure contains a half note chord with notes D5 and F#5, followed by a half note chord with notes C#6 and D6. The bass line consists of whole notes: D3, F#3, C#4, and D4.

# CXXI

28.10.2018

6=D

TAB notation for measure 6=D. The notation is written on a six-line staff. The top line is labeled 'T', the middle line 'A', and the bottom line 'B'. The notes are: 0-2-0 (top line), 0-3-1-3 (second line), 1 (third line), 0-2-3 (fourth line), 3-2-3-2-0-2 (fifth line), 0-3-1-3 (sixth line), 0-2-8-7 (seventh line). A vertical arrow points up from the first note (0) on the top line. Below the staff, there are vertical tick marks and horizontal bars representing fret positions.

6

TAB notation for measure 6. The notation is written on a six-line staff. The top line is labeled 'T', the middle line 'A', and the bottom line 'B'. The notes are: 7-0-0-5-7-5 (top line), 5-0-0-3-5-3 (second line), 3-0-2-3 (third line), 3-2-3-0 (fourth line), 0-2-3 (fifth line), 2-3 (sixth line), 2-0 (seventh line). Below the staff, there are vertical tick marks and horizontal bars representing fret positions.





12

Harm12

TAB notation for measure 12. The notation is written on a six-line staff. The top line is labeled 'T', the middle line 'A', and the bottom line 'B'. The notes are: 0-2-0 (top line), 0-3-1-3 (second line), 1 (third line), 0-2-3 (fourth line), 0-0 (fifth line), 0-1-2 (sixth line), 2-3 (seventh line). A vertical arrow points up from the first note (0) on the top line. The word 'Harm12' is written above the staff. Below the staff, there are vertical tick marks and horizontal bars representing fret positions.

# CXXII

29.10.2018



# CXXII

29.10.2018

2-3-2 0 0 0-2 2-0 0 0 0-2 3-2-0-2  
3 2-3 3 1 3 3-2 3 0

Diagrammatic representation of the TAB notation for measures 1-8, showing fret positions on a six-string guitar.

9

2-0 0 2-3-5 7-5-3 5-3-2 2-0 0 0 2-0-2  
3 3-5-7 8-7-5 7-5-3 3 3-2-3 2-0 0 3

Diagrammatic representation of the TAB notation for measures 9-16, showing fret positions on a six-string guitar.

17

0 0 3-2-3 3-5-7 8-7 5-3 2-0-2-3-0 0-2-2-3 0-2 2-3-2  
2-3-2 5 2-4-5 7-5 4-2 0 3 2 3

Diagrammatic representation of the TAB notation for measures 17-23, showing fret positions on a six-string guitar.

24

5-3-2 0 0 3-2-0 3-2-3 2-0-2 0-2-3 2-0 3-2 3-5-7 2-3-5  
7-5-3 2-3 5-3-2 5 3 1 3 2 3 5

Diagrammatic representation of the TAB notation for measures 24-32, showing fret positions on a six-string guitar.

33

2-0 0 2 2-3-2 0 0 2-0-2 3-0-2 2  
3 0 3 3 1 3 3 3 0

Diagrammatic representation of the TAB notation for measures 33-39, showing fret positions on a six-string guitar.

# CXXIII

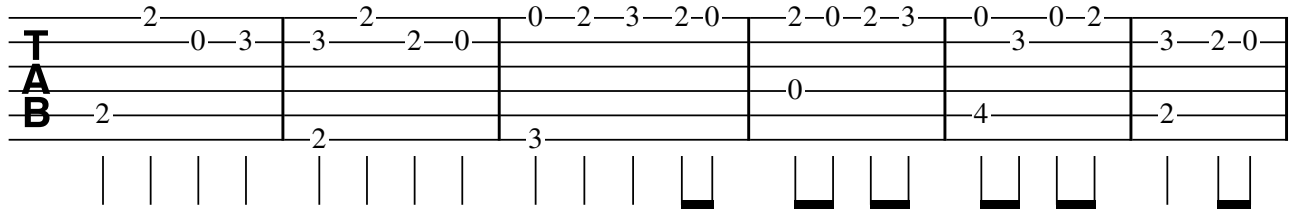
29.10.2018



# CXXIII

29.10.2018

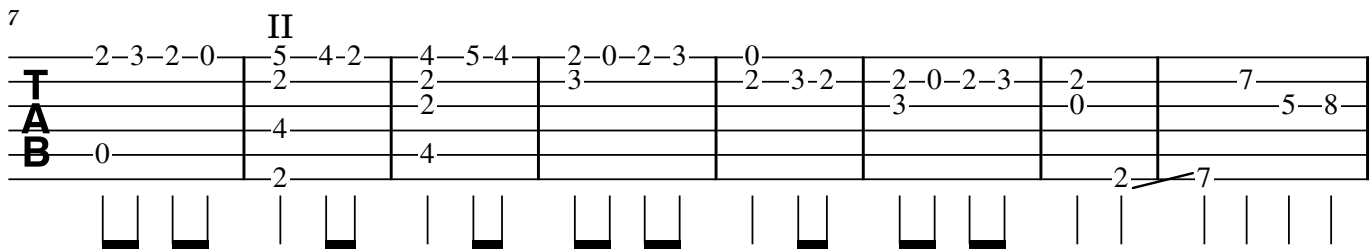
7



System 1: Measures 1-6. Treble clef. Fingering: 2-0-3, 3-2-0, 0-2-3-2-0, 2-0-2-3, 0-3, 0-2, 3-2-0. Bass clef: 2, 2, 3, 0, 4, 2. Includes fret markers.

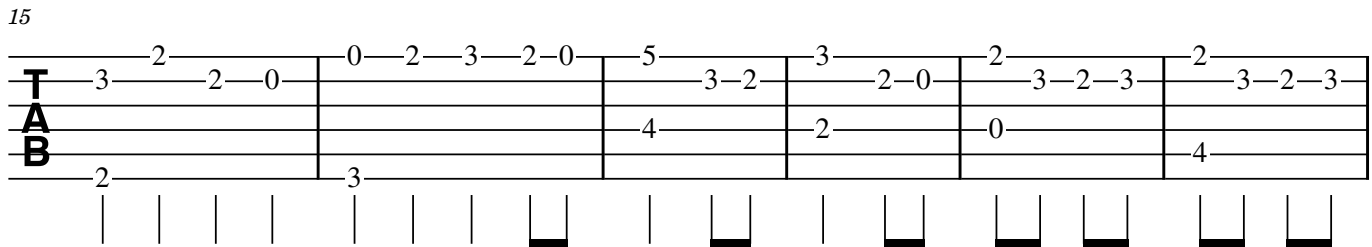
7

II



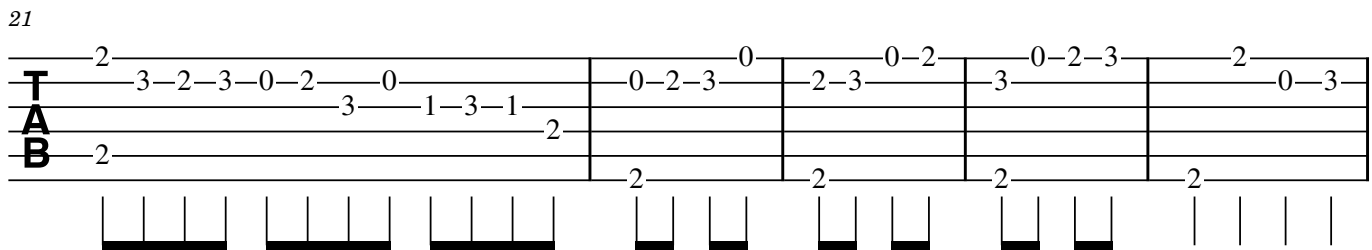
System 2: Measures 7-12. Treble clef: 2-3-2-0, 5-4-2, 4-5-4, 2-0-2-3, 0, 2-3-2, 2-0-2-3, 2, 7. Bass clef: 0, 4, 4, 3, 0, 0, 2-7. Includes fret markers and a double bar line.

15



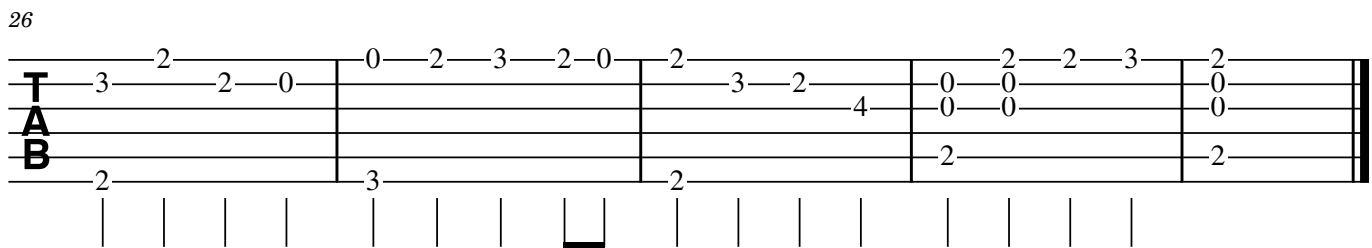
System 3: Measures 13-18. Treble clef: 2, 3-2-0, 0-2-3-2-0, 5-3-2, 3-2-0, 2-3-2-3, 2-3-2-3. Bass clef: 2, 3, 4, 2, 0, 4. Includes fret markers.

21



System 4: Measures 19-24. Treble clef: 2, 3-2-3-0-2, 0, 0-2-3, 0, 0-2, 3, 0-2-3, 2, 0-3. Bass clef: 2, 3, 1-3-1, 2, 2, 2, 2, 2. Includes fret markers.

26



System 5: Measures 25-28. Treble clef: 2, 3-2-0, 0-2-3-2-0, 2, 3-2, 4, 0-0, 2-3, 2, 0. Bass clef: 2, 3, 2, 2, 0. Includes fret markers and a double bar line.

# CXXIV

31.10.2018

6=D  
8

7  
8

11  
8

14  
8

17  
8

# CXXIV

31.10.2018

6=D

6=D

Measures 1-5: Measure 1: 2-2-7-5 / 3-8-7-8 / 0; Measure 2: 3-2-2 / 7 / 8; Measure 3: 3-2-2-0 / 0; Measure 4: 2-0-2-3-0 / 3 / 0; Measure 5: 5-3-2 / 4 / 4.

6

Measures 6-10: Measure 6: 3-2-0 / 2 / 0; Measure 7: 10-9-7-9 / 0 / 10; Measure 8: 2-0 / 3 / 0; Measure 9: 3-2 / 3-2-0 / 0; Measure 10: 0-2-3-2 / 2-0-2-3 / 0.

11

Measures 11-13: Measure 11: 2-0 / 3-2 / 0; Measure 12: 3-2-0-3-2-0 / 3 / 0; Measure 13: 2-0-2-3-2-0 / 3-2 / 0.

14

♩ = ♩.

Measures 14-17: Measure 14: 0 / 3-2-3 / 2-0-2-3 / 0-0-2-3 / 0-2-3; Measure 15: 2 / 3 / 3; Measure 16: 3-2-0-2-0 / 3-3 / 0-2-2-0; Measure 17: 3-2 / 3-2 / 0.

18

♩. = ♩

Measures 18-19: Measure 18: 2-3 / 0-2 / 2; Measure 19: 3 / 3 / 0.



# CXXV

03.11.2018



# CXXV

03.11.2018

2-2-5-7-2-0-0-3-2-2-0-0-0-2-2-3-3-2-3-3

3-3-4-5-4-2-0-3-2-0-0-3-3-3-3

0-0-4-5-4-2-0-3-2-0-0-3-3-3-3

Diagram: A guitar neck diagram with a capo on the 3rd fret. Fret markers are shown at the 1st, 2nd, 3rd, 4th, 5th, 6th, 7th, 8th, 9th, and 10th frets. The strings are numbered 1 to 6 from top to bottom.

8 II 2-2-5-7-9-10-9-3-3-3-3-0-2-3-2-0-0-2-3-5-7-3-5-7-8-10-10-10

3-3-3-3-3-3-0-2-3-3-2-3-3-5-7-8-10-10-10

2-0-3-0-0-3-0-0-0-0-0-0-0-0-0-0-0-0-0-0-0-0

Diagram: A guitar neck diagram with a capo on the 3rd fret. Fret markers are shown at the 1st, 2nd, 3rd, 4th, 5th, 6th, 7th, 8th, 9th, and 10th frets. The strings are numbered 1 to 6 from top to bottom.

14 2-0-3-2-3-0-2-3-3-3-0

Diagram: A guitar neck diagram with a capo on the 3rd fret. Fret markers are shown at the 1st, 2nd, 3rd, 4th, 5th, 6th, 7th, 8th, 9th, and 10th frets. The strings are numbered 1 to 6 from top to bottom.

# CXXVI

02.11.2018

8

8

15

21

25

28

32

2

38

8

This system contains measures 38 and 39. Measure 38 begins with a treble clef, a key signature of two sharps (F# and C#), and a common time signature (C). The melody consists of eighth notes: G4, A4, B4, C5, B4, A4, G4. The bass line features a steady eighth-note accompaniment: G3, A3, B3, C4, B3, A3, G3. Measure 39 continues the melody with eighth notes: G4, A4, B4, C5, B4, A4, G4, F#4, E4, D4. The bass line continues with eighth notes: G3, A3, B3, C4, B3, A3, G3, F#3, E3, D3.

40

8

This system contains measures 40 and 41. Measure 40 features a treble clef, two sharps key signature, and common time. The melody is composed of eighth notes: G4, A4, B4, C5, B4, A4, G4, F#4, E4, D4. The bass line has eighth notes: G3, A3, B3, C4, B3, A3, G3, F#3, E3, D3. Measure 41 continues the melody with eighth notes: G4, A4, B4, C5, B4, A4, G4, F#4, E4, D4. The bass line continues with eighth notes: G3, A3, B3, C4, B3, A3, G3, F#3, E3, D3.

41

8

This system contains measures 42 and 43. Measure 42 features a treble clef, two sharps key signature, and common time. The melody is composed of eighth notes: G4, A4, B4, C5, B4, A4, G4, F#4, E4, D4. The bass line has eighth notes: G3, A3, B3, C4, B3, A3, G3, F#3, E3, D3. Measure 43 continues the melody with eighth notes: G4, A4, B4, C5, B4, A4, G4, F#4, E4, D4. The bass line continues with eighth notes: G3, A3, B3, C4, B3, A3, G3, F#3, E3, D3.

42

8

This system contains measures 44 and 45. Measure 44 features a treble clef, two sharps key signature, and common time. The melody is composed of eighth notes: G4, A4, B4, C5, B4, A4, G4, F#4, E4, D4. The bass line has eighth notes: G3, A3, B3, C4, B3, A3, G3, F#3, E3, D3. Measure 45 continues the melody with eighth notes: G4, A4, B4, C5, B4, A4, G4, F#4, E4, D4. The bass line continues with eighth notes: G3, A3, B3, C4, B3, A3, G3, F#3, E3, D3.

44

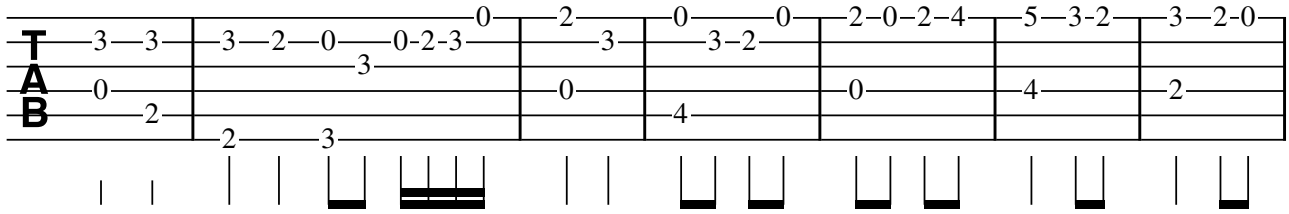
8

This system contains measures 46 and 47. Measure 46 features a treble clef, two sharps key signature, and common time. The melody is composed of eighth notes: G4, A4, B4, C5, B4, A4, G4, F#4, E4, D4. The bass line has eighth notes: G3, A3, B3, C4, B3, A3, G3, F#3, E3, D3. Measure 47 continues the melody with eighth notes: G4, A4, B4, C5, B4, A4, G4, F#4, E4, D4. The bass line continues with eighth notes: G3, A3, B3, C4, B3, A3, G3, F#3, E3, D3.

# CXXVI

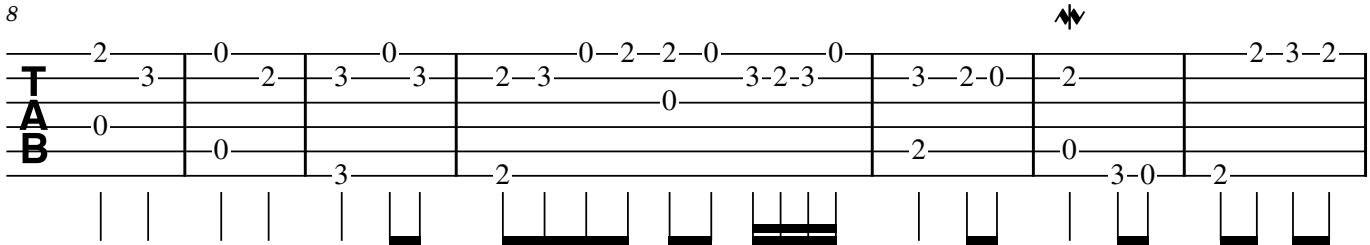
02.11.2018

8



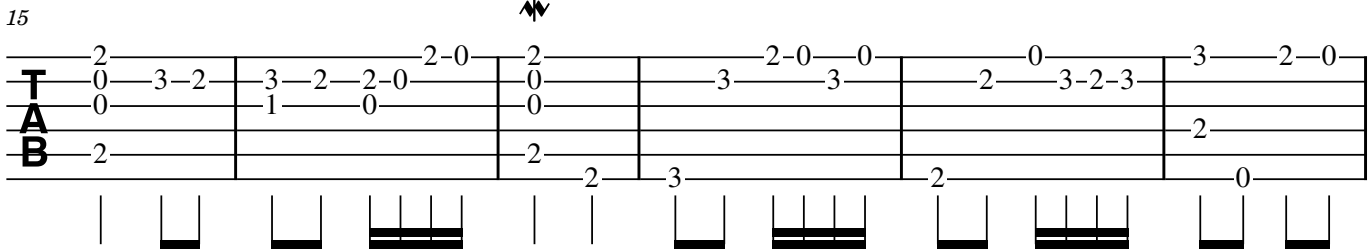
System 1: TAB notation for measures 1-6. The top staff (TAB) contains fret numbers: 3-3, 3-2-0, 0-2-3, 2, 3, 0, 3-2, 2-0-2-4, 5-3-2, 3-2-0. The bottom staff (TAB) contains fret numbers: 0, 2, 2, 3, 0, 4, 0, 4, 2. Vertical bar lines separate the measures. A double bar line is at the end of the system.

8



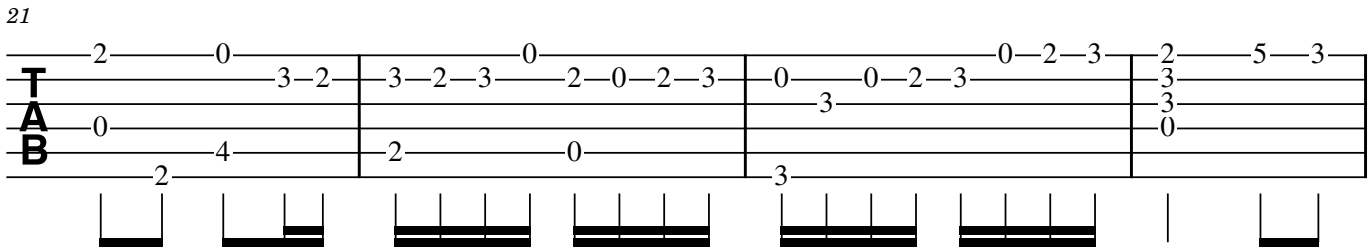
System 2: TAB notation for measures 7-14. The top staff (TAB) contains fret numbers: 2, 3, 0, 2, 3, 0, 3, 2-3, 0-2-2-0, 0, 3-2-3, 0, 3-2-0, 2, 2-3-2. The bottom staff (TAB) contains fret numbers: 0, 0, 3, 2, 2, 0, 2, 0, 3-0, 2. Vertical bar lines separate the measures. A double bar line is at the end of the system.

15



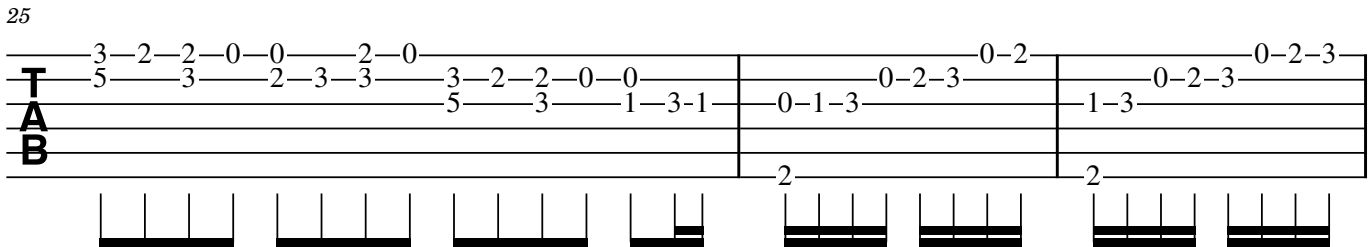
System 3: TAB notation for measures 15-20. The top staff (TAB) contains fret numbers: 2, 0, 3-2, 3, 2, 2-0, 2-0, 2, 0, 3, 2-0, 3, 0, 2, 0, 3-2-3, 3, 2-0. The bottom staff (TAB) contains fret numbers: 0, 1, 0, 0, 2, 3, 2, 2, 3, 2, 0. Vertical bar lines separate the measures. A double bar line is at the end of the system.

21



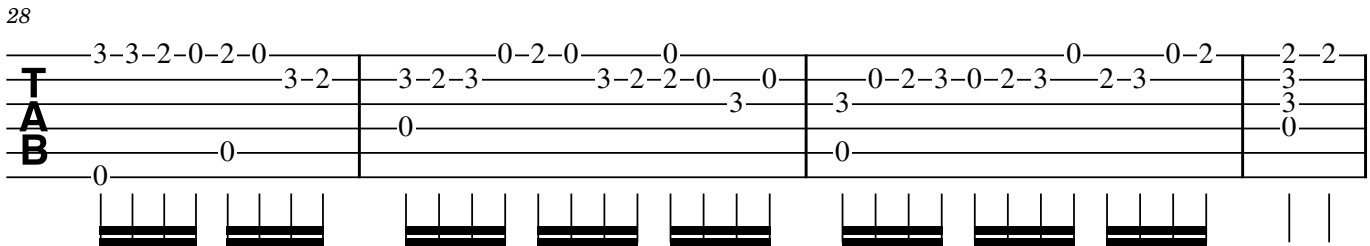
System 4: TAB notation for measures 21-24. The top staff (TAB) contains fret numbers: 2, 0, 3-2, 3, 2-3, 0, 2, 0, 2-3, 0, 0-2-3, 0-2-3, 2, 5-3. The bottom staff (TAB) contains fret numbers: 0, 4, 2, 0, 3, 0. Vertical bar lines separate the measures. A double bar line is at the end of the system.

25



System 5: TAB notation for measures 25-27. The top staff (TAB) contains fret numbers: 3-2-2-0-0, 2-0, 3-2-2-0-0, 3-2-2-0-0, 0-2-3, 0-2, 0-2-3, 0-2-3. The bottom staff (TAB) contains fret numbers: 5, 3, 2-3-3, 5, 3, 1-3-1, 0-1-3, 1-3, 2. Vertical bar lines separate the measures. A double bar line is at the end of the system.

28



System 6: TAB notation for measures 28-31. The top staff (TAB) contains fret numbers: 3-3-2-0-2-0, 0-2-0, 0, 0, 0-2-3-0-2-3, 0-2-3, 2-2. The bottom staff (TAB) contains fret numbers: 0, 0, 0, 3, 3, 0. Vertical bar lines separate the measures. A double bar line is at the end of the system.

2

32

TAB

38

TAB

40

TAB

41

TAB

42


TAB

44


TAB

# CXXVII


10.11.2018




Musical staff 1, measures 1-6. The staff is in treble clef with a key signature of three sharps (F#, C#, G#). It begins with a bass line of octaves marked with an '8'. The melody consists of eighth notes and quarter notes. A triplet of eighth notes is marked with a '3' in the fifth measure.



Musical staff 2, measures 7-15. The staff continues in treble clef with the same key signature. It begins with a bass line of octaves marked with an '8'. The melody continues with eighth and quarter notes. A flat (b) is placed below the final note of the staff.



Musical staff 3, measures 16-23. The staff continues in treble clef with the same key signature. It begins with a bass line of octaves marked with an '8'. The melody continues with eighth and quarter notes. A flat (b) is placed below the first note of the staff.



Musical staff 4, measures 24-27. The staff continues in treble clef with the same key signature. It begins with a bass line of octaves marked with an '8'. The melody concludes with a final chord and a double bar line.

# CXXVII

10.11.2018

8

TAB notation for measures 1-7. The notation is written on a six-line staff. The notes are: 0-0-5-4 | 4-2-0 | 5-4-2 | 4-5-4-2 | 4-5-4 | 2-4 | 4-2-4-5. The bass line notes are: 3-0 | 2 | 4 | 2 | 6 | 3 | 2. The lowest line notes are: 0 | 0 | 2 | 4 | 4 | 0 | 0. There are two triplets in the third measure, indicated by a '3' below the notes. Vertical bar lines are present below the staff.

8

TAB notation for measures 8-17. The notation is written on a six-line staff. The notes are: 5-4-2 | 4-2-0 | 2-0 | 2-4 | 5-4-2 | 4-2-0 | 2-4 | 7-6 | 6-4 | 4-2-0. The bass line notes are: 4 | 2 | 2 | 0 | 4 | 2 | 0 | 6 | 4 | 2. The lowest line notes are: 0 | 0 | 2 | 0 | 0 | 0 | 0 | 0 | 0 | 0. There are two triplets in the eighth measure, indicated by a '3' below the notes. Vertical bar lines are present below the staff.

18

TAB notation for measures 18-26. The notation is written on a six-line staff. The notes are: 5-4-2 | 4-2 | 7-9-10 | 12-10-9 | 9-10-9 | 0-2 | 4 | 5 | 2-4-0. The bass line notes are: 2 | 2-6 | 0 | 0 | 10 | 9 | 2 | 4 | 3. The lowest line notes are: 4 | 4 | 0 | 0 | 0 | 0 | 0 | 2 | 0. There are two triplets in the nineteenth measure, indicated by a '3' below the notes. Vertical bar lines are present below the staff.

27

TAB notation for measures 27-28. The notation is written on a six-line staff. The notes are: 4-2-0 | 0. The bass line notes are: 5 | 4 | 0 | 2 | 2 | 2 | 0. The lowest line notes are: 0 | 0. Vertical bar lines are present below the staff.



# CXXVIII

12.11.2018

8

6

11

17

22

25

31

H5

H5

H5 H7 H12

# CXXVIII

12.11.2018


0 H5 3-2-2-0 0-2-3 0-2 0 0-2-0 0 0-2

TAB 0 0 0 4 5 3 2 3 0 2 3 3 2 3 3 0 2

1 1 0 5 3 1 3 2 3 0

2 2 2

3 0 0 2




6 ↗

3-2 2 0 0-2-3 0-2 0 0-2-3-2-0-2

TAB 0 3 0 3-2 0 3-2 3 2-3 0-2-3 0 2-0-2-3 0-2-3-2-0-2

1 0 1 0 0 3 0 0 1

2 2 ↗ 2 0 0 3 2




11

2 0 2-2-0 0 0 0-2 3-2-3 0 0 3-2-0 0-2 3 0-2

TAB 0 3 0 2-3 0 3 3 3-2-3 5 3 3 0-2 3 0-2

1 0 1 3 3 3 3 5 3

2 2 3 2 0 4 2




17 ↗

3-2 0 2-0-2-3-0 0-2 3-2-3 0-2-3 0-2

TAB 0 2-3-2 0 2-3-2-3 3 0-2 3-2-3 2-3 0-2

3 3 3 3 3 3 2-3 2-3

2 2 3 0 4 2 0




22

0-2-3-2-0 0 2 2-0 0 3-2-3 0

TAB 3 3-2 0 3-2-0-3-2-3-3 0 0 0 3-2-3 0

0 0 0 0 0 0 0 0

3 2 3 0 2



25

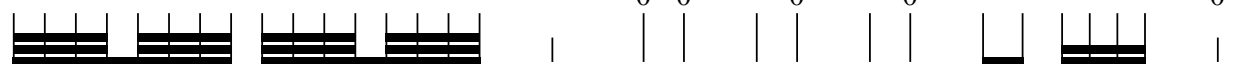
2-0-2-3 2-0-2-3-2-0 0 H5 2 H7 3 H12 2-0 0 0

TAB 2-0-2-3 3-2-3-2-0 0 0 0 0 0 2-0 0 0

4 4 1 0 0 4 2-4 0

2 2 2 2 2 4 2 4

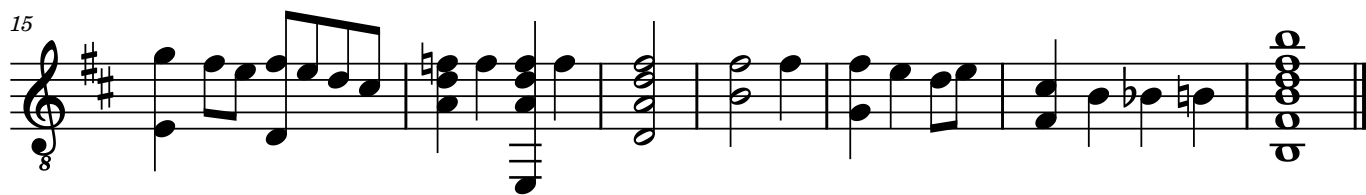

3 2 2 2 2 0 2 2 0



# CXXIX

"Ikaros"

18.11.2018



# CXXIX

"Ikaros"

18.11.2018

8

TAB

8

TAB

II

13

TAB

16

TAB




VII

# CXXX

"Den lange reisen"

Fire barndomsimpresjoner - I

25.11.2018



# CXXX

25.11.2018

II V

T  
A  
B

7

T  
A  
B

# CXXXI

"Den lange reisen"

Fire barndomsimpresjoner - II

23.11.2018

The musical score is written for piano and flute. It consists of seven staves of music, each starting with a measure number (6, 9, 13, 18, 21, 23) and a common time signature of 8. The key signature is one sharp (F#). The piano part is indicated by a large '8' at the beginning of each staff. The flute part is indicated by a treble clef and a 'tr' (trill) marking above the first staff. The score includes various musical notations such as triplets (marked with '3'), a trill (marked with 'tr'), and a harmonic (marked with 'Harm12'). The music is characterized by a mix of eighth and sixteenth notes, often beamed together, and rests. The overall style is contemporary and expressive.

2

25

28

34

39

46



# CXXXI

23.11.2018

*tr*

TAB notation for measures 1-5. The notation is on a six-line staff. Measure 1: 0-5-8 | 7-5-8 | 7. Measure 2: 0-5-8 | 8-8-8-7-8-7-5. Measure 3: 0-5-8 | 8-8-8-7-8-7-5. Measure 4: 0-5-8 | 8-8-8-7-8-7-5. Measure 5: 0-5-8 | 8-8-8-7-8-7-5. Vertical bar lines are present at the end of each measure. Fingering numbers (0-8) are placed above the notes.

6

TAB notation for measures 6-9. Measure 6: 8-7-7-5-5-3-2-2-3-5-3-2 | 0-7-12-10 | 8-7-5 | 7-2-5-7-3-5. Measure 7: 7-7-5-3-0-4 | 4-5 | 0-0-0-0. Measure 8: 7-7-5-3-0-4 | 4-5 | 0-0-0-0. Measure 9: 7-7-5-3-0-4 | 4-5 | 0-0-0-0. Vertical bar lines are present at the end of each measure. Fingering numbers (0-12) are placed above the notes. A trill symbol is above the first note of measure 6. Triplet markings '3' are below the last three notes of measures 8 and 9.

10

TAB notation for measures 10-14. Measure 10: 2-0-0-7-8-0-7-8-8 | 7-8-0-7-8-8 | 3-2-0 | 4-4-2-4. Measure 11: 2-0-0-7-8-0-7-8-8 | 7-8-0-7-8-8 | 3-2-0 | 4-4-2-4. Measure 12: 2-0-0-7-8-0-7-8-8 | 7-8-0-7-8-8 | 3-2-0 | 4-4-2-4. Measure 13: 2-0-0-7-8-0-7-8-8 | 7-8-0-7-8-8 | 3-2-0 | 4-4-2-4. Measure 14: 2-0-0-7-8-0-7-8-8 | 7-8-0-7-8-8 | 3-2-0 | 4-4-2-4. Vertical bar lines are present at the end of each measure. Fingering numbers (0-10) are placed above the notes. Triplet markings '3' are below the last three notes of measures 10 and 11.

15

TAB notation for measures 15-19. Measure 15: 0-2-3-10-9-7 | 0 | 0 | 3-2-3-2-0 | 2-0-2-3-0-0-2 | 4-2. Measure 16: 0-2-3-10-9-7 | 0 | 0 | 3-2-3-2-0 | 2-0-2-3-0-0-2 | 4-2. Measure 17: 0-2-3-10-9-7 | 0 | 0 | 3-2-3-2-0 | 2-0-2-3-0-0-2 | 4-2. Measure 18: 0-2-3-10-9-7 | 0 | 0 | 3-2-3-2-0 | 2-0-2-3-0-0-2 | 4-2. Measure 19: 0-2-3-10-9-7 | 0 | 0 | 3-2-3-2-0 | 2-0-2-3-0-0-2 | 4-2. Vertical bar lines are present at the end of each measure. Fingering numbers (0-10) are placed above the notes. A 'Harm12' marking is above the first note of measure 15. A double bar line with a repeat sign is above the last note of measure 19.

20

TAB notation for measures 20-22. Measure 20: 5-4-2-4-2 | 6 | 7-6-7-5-4-5 | 3-2-3 | 2-0-2 | 3-2-0-2-0-0. Measure 21: 5-4-2-4-2 | 6 | 7-6-7-5-4-5 | 3-2-3 | 2-0-2 | 3-2-0-2-0-0. Measure 22: 5-4-2-4-2 | 6 | 7-6-7-5-4-5 | 3-2-3 | 2-0-2 | 3-2-0-2-0-0. Vertical bar lines are present at the end of each measure. Fingering numbers (0-7) are placed above the notes. A Roman numeral 'II' is above the first note of measure 20.

23

TAB notation for measures 23-24. Measure 23: 2-0-2-3-2-3 | 5-4-5 | 7-6-7 | 7. Measure 24: 2-0-2-3-2-3 | 5-4-5 | 7-6-7 | 7. Vertical bar lines are present at the end of each measure. Fingering numbers (0-7) are placed above the notes.

2

25

TAB

28

TAB

36

TAB

41

TAB

49

TAB

# CXXXII

"Den lange reisen"

Fire barndomsimpresjoner - III

25.11.2018

6=D 8

H12

5

(H12)

Harm5

12

19

H12

# CXXXII

25.11.2018

6=D

H12

TAB

7

(H12) Harm5

TAB

15

TAB

22

H12

TAB

# CXXXIII

"Den lange reisen"

Fire barndomsimpresjoner - IV

28.11.2018

6=D 8

Harm12

↯

The first system of musical notation consists of two staves. The upper staff is in treble clef with a key signature of two sharps (F# and C#). The lower staff is in bass clef. The music begins with a treble clef and a '6=D 8' marking. The melody in the upper staff features eighth and sixteenth notes, with a 'Harm12' marking above the fourth measure. The system concludes with a double bar line and a '↯' symbol.

5

3

3 3 3

The second system of musical notation consists of two staves. The upper staff is in treble clef with a key signature of two sharps. The lower staff is in bass clef. The system begins with a treble clef and a '5' marking. The melody in the upper staff includes a triplet of eighth notes marked with a '3' above the staff. The lower staff features a triplet of eighth notes marked with a '3' below the staff. The system ends with a double bar line.

8

Harm12

The third system of musical notation consists of two staves. The upper staff is in treble clef with a key signature of two sharps. The lower staff is in bass clef. The system begins with a treble clef and an '8' marking. The melody in the upper staff includes a 'Harm12' marking above the eighth measure. The system concludes with a double bar line and a repeat sign.

# CXXXIII

28.11.2018

6=D

System 1: TAB notation with fret numbers (2, 3, 3-2, 3-2-0-3-2-0, 2, 2, 3-2-0-2, 0) and a diagram below. Includes a 'Harm12...' label and a double arrow symbol.

5

System 2: TAB notation with fret numbers (2-0-2-5-0, 0-3, 2, 2-0-0, 3-2-0-2-0, 3, 2-10-9-7, 7, 8-10-8) and a diagram below. Includes triplets marked with '3' and a '0' at the end.

9

System 3: TAB notation with fret numbers (10, 10-9-10, 14, 15, 15, 2, 3, 3, 2, 3, 3, 2, 3, 3, 0, 0, 0, 0) and a diagram below. Includes a 'Harm12.....' label and a double arrow symbol.

## I

Min far hadde gått opp ruten med meg, men ville jeg huske den? Gjennom det lille skogholtet nedenfor huset, mellom garasjerekkene, rundt den lange kastanjesvingen ned mot havreåkeren.

Alltid litt engstelig før jeg slo av radioen med barnetimen, kledde på meg det min mor hadde lagt frem. Ut verandadøren.

Og så kjenne det, i pannen, kroppen, foten: Dette kan jeg! Jeg vet hvor stien går.

## II

Den farefulle ferden langs riksveien; biler som prosjektiler, suget etter dundrende vogntog. Snøplogen som kom for nær, å grave seg frem, som tatt av et skred.

Midtveis – stikkveien nedom malerens hus, en lagune. En morgen – en likbil.

Kunst og død krysset lanser.

## III

Havreåkeren! Gyllen og høyreist – men knapt større enn at den kunne gi fôr til en hest og graut til en sulten skrubbe en vinter. Stille raslende, i vinden duvende, bølgende – å la hånden gli gjennom kornet, kjenne aksene kile mot huden, kanskje nappe av noen bjeller (for havren har bjeller på, mer enn tyve tror jeg på hvert strå!) tygge det søtlige frem.

Stien gjennom åkeren – holdt oppe også om vinteren, dyr- og barnetråkk om hverandre.

## IV

Barnehagen! Glimtende som Gimle i det fjerne, det Soria Moria slott jeg skulle til. Brått gikk bena som trommestikker, jeg kunne høre de andre barnas latter.

Kanskje var Solveig der også? Hun kunne stå ved porten, løfte meg opp, varm, myk.

Reisen var fullbrakt.

# CXXXIV

29.11.2018

6=D

Musical notation for the first system, measures 1-7. The key signature is D major (two sharps). The notation is in treble clef with an 8-measure rest at the beginning. The melody consists of eighth and quarter notes, with some beamed eighth notes. The bass line consists of quarter notes.

8

Musical notation for the second system, measures 8-13. The key signature is D major. The notation is in treble clef with an 8-measure rest at the beginning. The melody continues with eighth and quarter notes, including a flat sign in measure 11. The bass line consists of quarter notes.

14

Musical notation for the third system, measures 14-19. The key signature is D major. The notation is in treble clef with an 8-measure rest at the beginning. The melody continues with eighth and quarter notes. The bass line consists of quarter notes, ending with a double bar line.



# CXXXIV

29.11.2018

6=D

Measures 1-7 of a guitar piece. The notation is as follows:

| Measure | Staff 1 | Staff 2 | Staff 3 | Staff 4 |
|---------|---------|---------|---------|---------|
| 1       | 10-9-7  | 7       | 0       | 0       |
| 2       | 9-7     | 10-10-9 | 0       | 0       |
| 3       | 0       | 7       | 0       | 0       |
| 4       | 7-9-10  | 10      | 0       | 0       |
| 5       | 12      | 11      | 0       | 0       |
| 6       | 3-2-0-2 | 0       | 0       | 0       |
| 7       | 3-2-0   | 2       | 0       | 0       |

8

Measures 8-15 of a guitar piece. The notation is as follows:

| Measure | Staff 1   | Staff 2 | Staff 3 | Staff 4 |
|---------|-----------|---------|---------|---------|
| 8       | 2-0       | 4-5     | 0       | 4       |
| 9       | 3-5-7     | 5       | 0       | 5       |
| 10      | 5-7       | 7-7     | 0       | 0       |
| 11      | 10-9-10-9 | 8-8     | 0       | 0       |
| 12      | 10-9-7    | 7       | 0       | 0       |
| 13      | 9-7       | 0       | 0       | 0       |
| 14      | 7-9-10    | 11      | 0       | 0       |
| 15      | 5-7-9     | 0       | 0       | 0       |

16

Measures 16-18 of a guitar piece. The notation is as follows:

| Measure | Staff 1 | Staff 2 | Staff 3 | Staff 4 |
|---------|---------|---------|---------|---------|
| 16      | 3       | 0       | 0       | 0       |
| 17      | 5       | 0       | 0       | 0       |
| 18      | 7       | 0       | 0       | 0       |
| 19      | 2       | 0       | 0       | 0       |
| 20      | 3       | 0       | 0       | 0       |
| 21      | 5       | 0       | 0       | 0       |
| 22      | 3       | 0       | 0       | 0       |
| 23      | 2       | 0       | 0       | 0       |
| 24      | 0       | 0       | 0       | 0       |
| 25      | 2       | 0       | 0       | 0       |
| 26      | 3       | 0       | 0       | 0       |
| 27      | 0       | 0       | 0       | 0       |
| 28      | 3       | 0       | 0       | 0       |
| 29      | 2       | 0       | 0       | 0       |
| 30      | 3       | 0       | 0       | 0       |
| 31      | 0       | 0       | 0       | 0       |
| 32      | 0       | 0       | 0       | 0       |
| 33      | 0       | 0       | 0       | 0       |
| 34      | 0       | 0       | 0       | 0       |
| 35      | 0       | 0       | 0       | 0       |
| 36      | 0       | 0       | 0       | 0       |
| 37      | 0       | 0       | 0       | 0       |
| 38      | 0       | 0       | 0       | 0       |
| 39      | 0       | 0       | 0       | 0       |
| 40      | 0       | 0       | 0       | 0       |
| 41      | 0       | 0       | 0       | 0       |
| 42      | 0       | 0       | 0       | 0       |
| 43      | 0       | 0       | 0       | 0       |
| 44      | 0       | 0       | 0       | 0       |
| 45      | 0       | 0       | 0       | 0       |
| 46      | 0       | 0       | 0       | 0       |
| 47      | 0       | 0       | 0       | 0       |
| 48      | 0       | 0       | 0       | 0       |
| 49      | 0       | 0       | 0       | 0       |
| 50      | 0       | 0       | 0       | 0       |
| 51      | 0       | 0       | 0       | 0       |
| 52      | 0       | 0       | 0       | 0       |
| 53      | 0       | 0       | 0       | 0       |
| 54      | 0       | 0       | 0       | 0       |
| 55      | 0       | 0       | 0       | 0       |
| 56      | 0       | 0       | 0       | 0       |
| 57      | 0       | 0       | 0       | 0       |
| 58      | 0       | 0       | 0       | 0       |
| 59      | 0       | 0       | 0       | 0       |
| 60      | 0       | 0       | 0       | 0       |

# CXXXV

30.11.2018

6=D

7

12

15

23

30

H12

H12

H5

# CXXXV

30.11.2018

6=D

Measures 1-6 of a guitar piece. The notation includes a 6=D chord, followed by six measures of TAB with various fret numbers and a final H12 instruction.

7

Measures 7-12 of a guitar piece. The notation includes TAB with various fret numbers and a final H12 instruction.

13

Measures 13-16 of a guitar piece. The notation includes TAB with various fret numbers and a final H12 instruction.

17

Measures 17-27 of a guitar piece. The notation includes TAB with various fret numbers and a final H5 instruction.

28

Measures 28-32 of a guitar piece. The notation includes TAB with various fret numbers and a final H5 instruction.

# CXXXVI

01.12.2018

6=D

8

5

3

3

12

3

18

8

26

8

# CXXXVI

01.12.2018

6=D

6=D

This block contains the first four measures of the piece. The TAB notation is as follows:

|       |     |           |           |            |     |     |     |
|-------|-----|-----------|-----------|------------|-----|-----|-----|
| 2-2-0 | 3-2 | 3-2-0-2-0 | 0-7-8-7   | 7-0        | 3-2 | 3-3 | 2-0 |
| 3-3   | 0   | 0-0-4     | 5-7-8-7-0 | 8-10-8-7-7 | 8   | 0   | 0   |
| 0     | 2   | 4         |           |            |     |     | 2   |
| 0     |     |           |           |            |     |     |     |

The guitar diagram below shows the fretting for each measure, with a 6=D tuning indicated at the start.

6

6

This block contains measures 5 through 8. The TAB notation is as follows:

|       |         |       |       |       |       |     |   |
|-------|---------|-------|-------|-------|-------|-----|---|
| 3-2-0 | 3-2-0   | 0     | 0-3-2 | 5-3-2 | 3-2-0 | 2-0 | 3 |
| 0     | 0-4-2-4 | 0-2-3 | 2-3   | 4     | 2     | 0   |   |
| 2     | 2       | 4     | 5     | 0     |       |     |   |
|       |         |       |       |       |       |     |   |

The guitar diagram below shows the fretting for each measure, including triplets in measures 5 and 6.

13

13

This block contains measures 9 through 12. The TAB notation is as follows:

|       |     |       |       |         |           |         |     |
|-------|-----|-------|-------|---------|-----------|---------|-----|
| 3-2-0 | 0-2 | 0-2-3 | 0-2-0 | 0-2-5-3 | 2-0-3-2-0 | 0       | 2-0 |
| 4     |     |       | 2-3   |         | 3-3       | 2-3-2-3 | 3   |
| 2     |     | 5     | 0     |         | 0         |         | 0   |
|       |     |       |       |         |           |         |     |

The guitar diagram below shows the fretting for each measure, including a double bar line in measure 11.

19

19

This block contains measures 13 through 18. The TAB notation is as follows:

|       |     |     |   |         |     |       |       |       |     |
|-------|-----|-----|---|---------|-----|-------|-------|-------|-----|
| 0-2-3 | 2-3 | 0-2 | 3 | 0-2-3-5 | 2-0 | 3-2-0 | 5-3-2 | 3-2-0 | 0-2 |
|       |     |     |   |         | 3   |       |       |       | 3   |
| 5     | 0   | 2   | 4 | 0       | 2   | 4     | 2     | 0     |     |
|       |     |     |   |         |     |       |       |       |     |

The guitar diagram below shows the fretting for each measure, including a double bar line in measure 17.

28

28



This block contains measures 19 through 22. The TAB notation is as follows:

|   |     |     |     |     |     |   |
|---|-----|-----|-----|-----|-----|---|
| 0 | 3-2 | 2-2 | 3-3 | 3-3 | 3-0 | 2 |
|   |     |     |     |     |     |   |
| 0 |     | 0   | 0   | 0   | 0   | 0 |
|   |     |     |     |     |     |   |

The guitar diagram below shows the fretting for each measure, including a double bar line at the end of measure 22.

# CXXXVII

04.12.2018



# CXXXVII

04.12.2018

II

115

4-2 | 4-5 | 4-2 | 0 | 0-2 | 4 | 5-4 | 4-2 | 5-4 | 2-4-5

2 | 2 | 2 | 4 | 2 | 2 | 2 | 2 | 2 | 2

4 | 4 | 4 | 4 | 4 | 4 | 4 | 4 | 4 | 4

2 | 4 | 4 | 4 | 4 | 4 | 4 | 4 | 4 | 4

| v | | v | | v | | v | | v | | . | | v | | v | | v | |

11

II

116

2-4-5 | 4-2 | 5-4 | 5-4-2 | 4-5 | 2 | 4-5-4 | 2 | 5-4 | 5-4-2 | 2 | 2

2 | 2 | 2 | 2 | 2 | 2 | 2 | 2 | 2 | 2 | 2 | 2

4 | 4 | 4 | 4 | 4 | 4 | 4 | 4 | 4 | 4 | 4 | 4

4 | 4 | 4 | 4 | 4 | 4 | 4 | 4 | 4 | 4 | 4 | 4

6 | 6 | 6 | 6 | 6 | 6 | 6 | 6 | 6 | 6 | 6 | 6

| v | | v | | v | | v | | v | | v | | v | | v | | v | |

20

II

117

2-4-5 | 2-4-5 | 0-2-4 | 0-2-4 | 0-2 | 4-0-5 | 4-2 | 5-4

2 | 2 | 0 | 0 | 3 | 4 | 2 | 2

2 | 2 | 0 | 0 | 0 | 4 | 2 | 2

4 | 4 | 2 | 2 | 0 | 4 | 4 | 4

5-4 | 5 | 4 | 4 | 4 | 4 | 4 | 4

| v | | v | | v | | v | | v | | v | | v | | v | | v | |

30

118

5-4-2 | 2-4-5 | 2-4-5 | 4-2 | 5-4-2 | 2

6 | 2 | 2 | 2 | 6 | 2

2 | 2 | 2 | 2 | 2 | 2

4 | 4 | 4 | 4 | 4 | 4

4 | 4 | 4 | 4 | 4 | 4

| v | | v | | v | | v | | v | | . | |

# CXXXVIII

Lucia 2018

Musical notation for the first system, measures 1-4. The music is in treble clef with a key signature of one sharp (F#). It features a complex rhythmic pattern with eighth and sixteenth notes, and rests. The notation includes a treble clef, a sharp sign for the key signature, and various note values and rests.

5

Musical notation for the second system, measures 5-8. Measure 5 is marked with a '5' above the staff. A fermata is placed over measure 6. The notation continues with eighth and sixteenth notes and rests.

9

Musical notation for the third system, measures 9-11. Measure 9 is marked with a '9' above the staff. The notation consists of eighth and sixteenth notes with rests.

12

Musical notation for the fourth system, measures 12-16. Measure 12 is marked with a '12' above the staff. The notation includes eighth and sixteenth notes and rests.

17

Musical notation for the fifth system, measures 17-20. Measure 17 is marked with a '17' above the staff. A fermata is placed over measure 18. The notation includes eighth and sixteenth notes and rests.



# CXXXVIII

Lucia 2018

6

0-2 3-2-2-0 2-7-5 7-5 8-7-5 8-7-5 0-2-0

0 0 0 0 3-2 0 3 8-7 8 8-7-5 8-7-5 8-7-0 4

1 0 0 0 0 0 0 0 0 0 0 0 0

2 1 2 2 2 2 2 2 2 2 2 2 2

2 2 2 2 2 2 2 2 2 2 2 2 2

0 0 0 0 0 0 0 0 0 0 0 0 0

6

2-2-0-2-3-2-0 2-0 0-2-3 0-0-2

0 5 3 3 3-2 3-2-0 0 2-3 2-3

0 0 0 0 0 0 0 0 0 0 0 0 0

2 2 2 2 2 2 2 2 2 2 2 2 2

9

0-2-3-2-0 0 2-0-0 0 0-2-3 2-0

3 3-2-3 3 3-2 3-2-0-2-0 3 0-2-3 3-2

1 0 0 0 0 0 0 0 0 0 0 0 0

0 0 0 0 0 0 0 0 0 0 0 0 0

13

5-3-2-0 2-0 0 0-2-0-2-3 0-2-3-5 7-7-5-3

3 0 0 3-2 3-2-0-2-3 2-3 3 0-2-3-5 0-8-7-5

4 2 0 0 0 0 0 0 0 0 0 0 0

2 2 2 2 2 2 2 2 2 2 2 2 2

0 0 0 0 0 0 0 0 0 0 0 0 0

19

5-3-2-0 2 0 2 3-2-2-0-0 0

7-5-3-2 0 0 0 0 0 4 0 0

1 0 0 0 0 0 0 0 0 0 0 0 0

2 2 2 2 2 2 2 2 2 2 2 2 2

2 2 2 2 2 2 2 2 2 2 2 2 2

0 0 0 0 0 0 0 0 0 0 0 0 0

# CXXXIX

14.12.2018

Musical staff 1: Treble clef, key signature of three sharps (F#, C#, G#), 8/8 time signature. The staff contains a sequence of notes and rests, with a double bar line at the end.

Musical staff 2: Treble clef, key signature of three sharps (F#, C#, G#), 8/8 time signature. The staff contains a sequence of notes and rests, with a double bar line at the end.

Musical staff 3: Treble clef, key signature of three sharps (F#, C#, G#), 8/8 time signature. The staff contains a sequence of notes and rests, with a double bar line at the end. A "Harm12" label is positioned above the staff.

Musical staff 4: Treble clef, key signature of three sharps (F#, C#, G#), 8/8 time signature. The staff contains a sequence of notes and rests, with a double bar line at the end.

# CXXXIX

14.12.2018

0-0-2-4 | 5-4-2-4 | 2-0-0-0 | 0-0 | 4-2 | 2-0-0-0 | 0-0-3-2

**T**

**A**

**B** 4- | 4-2 | 2- | 4- | 2- | 0- | 4-

8

0-2 | 4-4-5-4-2 | 4-2 | 0-2-4-2-4-2-4-5

**T**

**A** 3-0-2-4 | 0-2 | 5-5-4 | 5-5-4-2-0 | 2-4-5

**B** 2- | 0- | 4-2 | 0-

13

7-5-4 | 5-4-2 | 4-0-0-4-2 | 4-0-2-4 | 0-0-2-2-2-2-0

**T**

**A** 6- | 4- | 2- | 4- | 2- | 2- | 2- | 0-

**B** 0- | 0- | 4- | 2- | 2- | 2- | 0-

Harm12.....

# CXL

15.12.2018

Molto adagio

Musical notation for measures 1-6. The piece is in G major (one sharp) and 8/8 time. The tempo is marked 'Molto adagio'. The notation features a series of chords and moving lines in both the upper and lower staves.

7

Allegro moderato

Musical notation for measures 7-12. The tempo changes to 'Allegro moderato'. The notation shows a more rhythmic and melodic development with eighth and sixteenth notes.

13

Musical notation for measures 13-18. The notation continues with rhythmic patterns, including eighth and sixteenth notes, and rests.

19

Musical notation for measures 19-23. The notation features a series of eighth and sixteenth notes, creating a steady rhythmic flow.

24

Musical notation for measures 24-28. The notation continues with rhythmic patterns, including eighth and sixteenth notes, and rests.

29

Musical notation for measures 29-31. The notation features a series of eighth and sixteenth notes, creating a steady rhythmic flow.

32

Musical notation for measures 32-36. The notation continues with rhythmic patterns, including eighth and sixteenth notes, and rests.

2

35

Musical notation for measures 35-39. The staff is in treble clef with a key signature of two sharps (F# and C#). The music consists of a series of eighth-note chords in the right hand and eighth-note bass notes in the left hand. The chords are: G4-A4-B4, G4-A4-B4, G4-A4-B4, G4-A4-B4, G4-A4-B4, G4-A4-B4, G4-A4-B4, G4-A4-B4. The bass notes are: G3, F#3, E3, D3, C3, B2, A2, G2.

40

Adagio

Musical notation for measures 40-44. The staff is in treble clef with a key signature of two sharps (F# and C#). The music consists of a series of eighth-note chords in the right hand and eighth-note bass notes in the left hand. The chords are: G4-A4-B4, G4-A4-B4, G4-A4-B4, G4-A4-B4, G4-A4-B4, G4-A4-B4, G4-A4-B4, G4-A4-B4. The bass notes are: G3, F#3, E3, D3, C3, B2, A2, G2. The tempo marking "Adagio" is placed above the staff at the beginning of measure 40.

# CXL

15.12.2018

Molto adagio

8

T  
A  
B

Allegro moderato

8

T  
A  
B

15

T  
A  
B

20

T  
A  
B

25

T  
A  
B

30

T  
A  
B

2

33

Guitar TAB notation for measures 33-36. The notation is written on a six-line staff. The letters T, A, and B are stacked vertically on the left side of the staff. The notes are indicated by numbers 0-5 on the lines. Measure 33: T=2, A=0, B=2. Measure 34: T=2-3-3-2-3, A=0, B=3. Measure 35: T=0-2-3-2-0, A=3, B=2. Measure 36: T=0-2-3-2-0, A=5, B=4. Measure 37: T=0-2-3, A=5, B=3. Measure 38: T=0-3-2, A=3, B=3. Below the staff are diagrams for each measure, showing the fretting patterns for the strings.

37

Adagio

Guitar TAB notation for measures 37-40. The notation is written on a six-line staff. The letters T, A, and B are stacked vertically on the left side of the staff. The notes are indicated by numbers 0-8 on the lines. Measure 37: T=2-0, A=0, B=0. Measure 38: T=3, A=3-2, B=4. Measure 39: T=3-2-0, A=2, B=2. Measure 40: T=2-3, A=0, B=0. Measure 41: T=0-2-3-2, A=3, B=3. Measure 42: T=0-2-0, A=0, B=0. Measure 43: T=0, A=0, B=0. Measure 44: T=2-2-3-5, A=3, B=0. Measure 45: T=5, A=7, B=8. Measure 46: T=5, A=7, B=8. Measure 47: T=5, A=7, B=8. Measure 48: T=5, A=7, B=8. Below the staff are diagrams for each measure, showing the fretting patterns for the strings.

# CXLI

16.12.2018

Musical staff 1, measures 1-4. Treble clef, key signature of two sharps (F# and C#), 8/8 time signature. The melody consists of quarter and eighth notes.

Musical staff 2, measures 5-8. Treble clef, key signature of two sharps, 8/8 time signature. The melody continues with eighth-note patterns.

Musical staff 3, measures 9-12. Treble clef, key signature of two sharps, 8/8 time signature. The melody continues with eighth-note patterns.

Musical staff 4, measures 13-16. Treble clef, key signature of two sharps, 8/8 time signature. The melody continues with eighth-note patterns.

Musical staff 5, measures 17-19. Treble clef, key signature of two sharps, 8/8 time signature. The melody continues with eighth-note patterns.

Musical staff 6, measures 20-24. Treble clef, key signature of two sharps, 8/8 time signature. The melody continues with eighth-note patterns, ending with a double bar line.

Musical staff 7, measures 25-28. Treble clef, key signature of two sharps, 8/8 time signature. The melody continues with eighth-note patterns, ending with a double bar line.



2

28

8

31

8

34

8

37

8

42

8

# CXLI

16.12.2018

## VII

10—10—9 | 10—9—10 | 9—7—7 | 7—0—3—2

9 | 9 | 9 | 0

0—2—0—2—3 | 3—2—3—2—3 | 2—2—0 | 0—0 | 0—2—3—2—0 | 2—3—0—2—3—2—0 | 3

2—0 | 0 | 4—2 | 2

0—3—2—3—2—0 | 2—3—0—2 | 2—3—2—2—0 | 2—0—2—3—2—0 | 3—2

5 | 3 | 0 | 5—3—2 | 0

2—0—2—3—2—0 | 3—2—3—0 | 2—7—7—5 | 8 | 8—7—7—8—0 | 2—3—2—3—2—0

0 | 0 | 7 | 0 | 0

2—2—0—0 | 0—0 | 3—3—2—2—0—0 | 3—3—2—2—0—0 | 0—2—3—2—3 | 0—3—2

0 | 0 | 0 | 4 | 4

2—7—7—10—9 | 7—0—2 | 2—0 | 3—2—0—2—0 | 2—2—0—2 | 2—0

8—7 | 3—2 | 3—2—0—2—0 | 0 | 3—3—2—2—0

0 | 0 | 0—2 | 2 | 4 | 4 | 3—3—1

2

27

3-2 | 0-2-3 | 0-2-3 | 0-2-0-0 | 2-5-3-0-3-2

TAB 0 3 3 2 0 3 3 3 3 2 2 0

30

0-2-0-0 | 2-3-2-0-2-0-0 | 0-2-3-0-2-3-5

TAB 3-2-3 | 2-3-3 | 3-2-3-3 | 2-0-2-3-3

TAB 1-0 | 2 | 2 | 0

33

V VII

7-5-5 | 0-2-3-12-10-9 | 10-9-7 | 2-0-0

TAB 8-7-8-7 | 0 | 0 | 3-4-3-2

TAB 5 | 0 | 9 | 0 4

37

II

3-2-2-2-0-0 | 0-2-3 | 0-2-0-0 | 7-0-2 | 2-0

TAB 2-5-0-4 | 4 | 0 | 8-7 | 3-2

TAB 2 | 2 | 2-3-2-10 | 7 | 0 2

42

3-2-0-2-0 | 0-0-2-0-3-0 | 2

TAB 2-0-0-4-4-5 | 0 | 2

TAB 2 | 2 | 2 | 3 | 2

# CXLII

01.12.2018

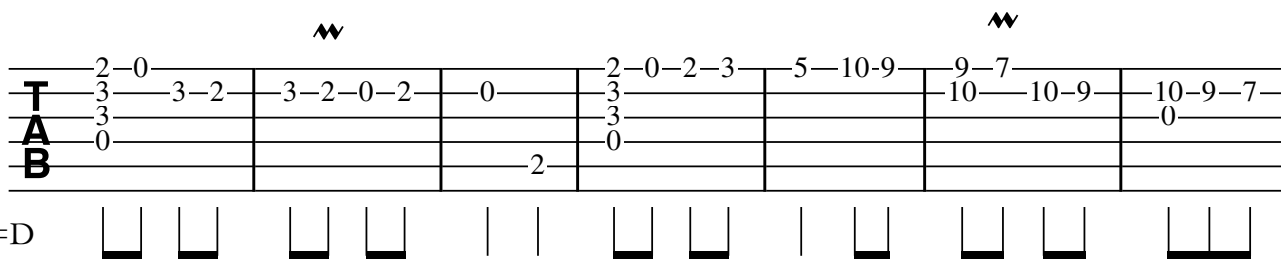
The first staff of music is written in treble clef with a key signature of two sharps (F# and C#). It begins with a bass clef and the number '8' below it, with the text '6=D' to its left. The notation consists of a series of eighth and sixteenth notes, some beamed together. There are two wavy hairpins above the staff, one above the second measure and another above the fifth measure. The staff ends with a double bar line.

The second staff of music is written in treble clef with a key signature of two sharps (F# and C#). It begins with a bass clef and the number '8' below it. The notation continues with eighth and sixteenth notes, some beamed together. There is one wavy hairpin above the staff, positioned above the third measure. The staff concludes with a double bar line and a final chord consisting of several notes.

# CXLII

01.12.2018

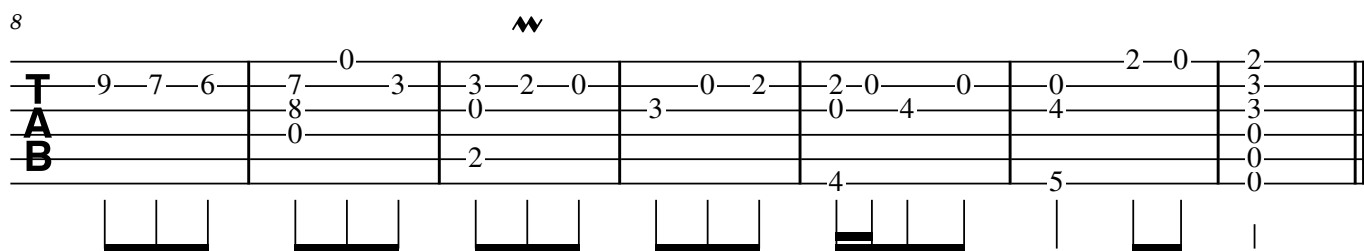
6=D



6=D

Tablature for measures 6-7. Measure 6: Treble clef, notes 2-0, 3-3-2, 3-2-0-2, 0. Bass clef, note 2. Measure 7: Treble clef, notes 2-0-2-3, 5-10-9, 9-7, 10-10-9, 10-9-7. Bass clef, note 0. Both measures have a double bar line symbol above the staff.

8





8

Tablature for measures 8-9. Measure 8: Treble clef, notes 9-7-6, 7-0-3, 3-2-0, 3-0-2, 2-0-0, 0-2-0, 2. Bass clef, note 2. Measure 9: Treble clef, notes 8, 0, 3, 0-4, 4, 3. Bass clef, note 0. Both measures have a double bar line symbol above the staff.

# CXLIII

20.12.2018



# CXLIII

20.12.2018

7

System 1: A six-line guitar TAB system. The top line (T) contains the sequence: 3-2-0 | 2-3 | 0-2 | 2-0 | 0 | 0-2-3 | 2-3 | 0-2-3-2-0. The second line (A) contains: 0 | 0 | 0 | 0 | 0 | 0 | 0 | 3. The third line (B) contains: 2 | 2 | 2 | 0 | 3 | 2 | 3. Below the lines are vertical bar lines and horizontal lines representing fretted notes on the strings.

7

System 2: A six-line guitar TAB system. The top line (T) contains: 2-0-2-3-3 | 0-2-3 | 3-2-0 | 2-0 | 0 | 2-3-2-0 | 3. The second line (A) contains: 0 | 1 | 0 | 3 | 0 | 3-1 | 0 | 0 | 3. The third line (B) contains: 2 | 2 | 0 | 3 | 3 | 2-0-2 | 2. Below the lines are vertical bar lines and horizontal lines representing fretted notes on the strings.

12



System 3: A six-line guitar TAB system. The top line (T) contains: 3-2-3 | 0-2-3 | 0-2-3 | 0-2-3 | 0-2-3 | 0-2-3 | 0-2-3 | 0-2-3 | 0-2-3 | 0-2-3. The second line (A) contains: 3 | 3 | 3 | 3 | 1-0-1-3 | 1-0-1-3 | 1-0-1-3 | 1-0-1-3. The third line (B) contains: 2 | 0 | 3 | 2 | 0 | 2 | 2. Below the lines are vertical bar lines and horizontal lines representing fretted notes on the strings.

16

System 4: A six-line guitar TAB system. The top line (T) contains: 0 | 2-2-5-3 | 0-0-2 | 2. The second line (A) contains: 1-0-1-3 | 3 | 3 | 3 | 3 | 3. The third line (B) contains: 3 | 3 | 2 | 0 | 0. Below the lines are vertical bar lines and horizontal lines representing fretted notes on the strings.

# CXLIV

20.12.2018





# CXLIV

20.12.2018

8

T  
A  
B

8

T  
A  
B

12

T  
A  
B

17

T  
A  
B

# CXLV

21.12.2018

Musical staff 1: Treble clef, key signature of two sharps (F# and C#), 8/8 time signature. The staff contains a sequence of notes and rests, including a fermata over a final chord.

7

Musical staff 2: Treble clef, key signature of two sharps, 8/8 time signature. The staff contains a sequence of notes and rests, including a fermata over a final chord.

14

Musical staff 3: Treble clef, key signature of two sharps, 8/8 time signature. The staff contains a sequence of notes and rests, including a fermata over a final chord.

19

Musical staff 4: Treble clef, key signature of two sharps, 8/8 time signature. The staff contains a sequence of notes and rests, including a fermata over a final chord.

24

Musical staff 5: Treble clef, key signature of two sharps, 8/8 time signature. The staff contains a sequence of notes and rests, including a fermata over a final chord.

# CXLV

21.12.2018

II

7-5 | 7-5 | 8-7 | 8-7 | 0 | 2-0 | 0-4 | 4-5-4 | 4-5 | 4-5-4-2 | 4

TAB

0 | 0 | 10 | 0 | 1 | 2 | 4 | 2-4 | 2 | 3 | 2 | 3 | 4-2

0-2 | 2-4 | 4 | 4-2

||

9

II

2-0 | 3 | 2-3-2 | 0-3 | 0-2 | 2-0 | 2

TAB

0 | 0 | 1-0 | 0 | 1 | 4-2 | 2 | 4 | 4 | 4 | 7-8-7-5-7

5-4 | 2 | 2 | 3 | 3 | 2-0 | 2

||

17

7-5-7 | 8-7-5-7 | 7 | 0 | 0 | 2-0

TAB

0 | 0 | 8 | 0-7-8 | 8-7-7 | 5-3

0 | 0 | 8 | 7 | 7 | 7

7-5-7-10-8 | 7 | 7 | 7

||

23

0-0-2-3-2-0-2 | 3-2 | 3-2 | 0-3-2 | 3-2-0-2 | 2

TAB

2-3 | 1-0-1 | 1 | 1 | 0 | 4

3 | 2 | 2 | 2 | 0 | 5

2 | 2-3 | 2 | 2 | 2 | 4

2 | 2 | 2 | 2 | 2 | 2

||

# CXLVI

22.12.2018

8

Musical staff 1: Treble clef, key signature of three sharps (F#, C#, G#), 8/8 time signature. The staff contains a sequence of notes and rests, including a double bar line. A tempo marking  $\text{♩} = \text{♩}$  is present above the staff.

5

Musical staff 2: Treble clef, key signature of three sharps (F#, C#, G#), 8/8 time signature. The staff contains a sequence of notes and rests, including a double bar line. A tempo marking  $\text{♩} = \text{♩}$  is present above the staff.

11

Musical staff 3: Treble clef, key signature of three sharps (F#, C#, G#), 8/8 time signature. The staff contains a sequence of notes and rests, including a double bar line. A tempo marking  $\text{♩} = \text{♩}$  is present above the staff.

17

Musical staff 4: Treble clef, key signature of three sharps (F#, C#, G#), 8/8 time signature. The staff contains a sequence of notes and rests, including a double bar line. A tempo marking  $\text{♩} = \text{♩}$  is present above the staff.

22

Musical staff 5: Treble clef, key signature of three sharps (F#, C#, G#), 8/8 time signature. The staff contains a sequence of notes and rests, including a double bar line. A tempo marking  $\text{♩} = \text{♩}$  is present above the staff.

# CXLVI

22.12.2018

♩ = ♩.

T  
A  
B

5

♩. = ♩.      ♩. = ♩.

T  
A  
B

11

♩. = ♩.

T  
A  
B

17

♩. = ♩.



T  
A  
B

22

T  
A  
B

# CXLVII

23.12.2018



# CXLVII

23.12.2018

0 2-0 3 3 3-2-0 0 4-3-2 7 5-4 5-4-2 4 5-5 7-9

TAB 2 3 0 2 0 4 0 0 2 4 6

0 0 2 4 0 2 4 6

10

10-9-7 9-7 10-9 10-9 10-9 7 7 0 3-5 0 2-3-2 0 0-2-3 0-2-0 3-2-3 0

TAB 9 9 9 8 8 3 3 3

9 9 9 8 8 3 3 3

16

2-0 0-2 2-7-5-3 5 0 5-7-5 2-0-2-3-0 0-2

TAB 0-2-3-2 3-8-7-5 7-8-7 8-7 7-5-7-8 8 3

0-5-3 3 8 0 0 4

2 7 8 7 0 8 4

22

0 0-2-3-2-0 3-2-3 3-2-0-2 2-0 3-2-3-2-3-2-3 0 2-7-12 10

TAB 3-2-3 2-0-2-3 3-2-3 3-2-0-2 3-2-3-2-3-2-3 3-8-13 12

2 0 3 2 3 3 3 0

26

2 7 8 7 2 7 7 5 3 H12

TAB 3 8 10 8 3 8 8 7 0 0

3 3 3 1

0 0 3

# CXLVIII

24.12.2018

The first system of musical notation consists of a treble clef staff with a key signature of three sharps (F#, C#, G#) and a common time signature (C). The staff contains a series of chords and melodic lines, starting with a chord of F#, C#, and G# in the bass, followed by a melodic line in the treble. The system ends with a double bar line.

4

The second system of musical notation starts with a measure number '4' above the staff. It continues the composition with similar chordal and melodic structures as the first system, ending with a double bar line.

7

The third system of musical notation starts with a measure number '7' above the staff. It continues the composition with similar chordal and melodic structures, ending with a double bar line.

11

The fourth system of musical notation starts with a measure number '11' above the staff. It continues the composition with similar chordal and melodic structures, ending with a double bar line.

14

The fifth system of musical notation starts with a measure number '14' above the staff. It continues the composition with similar chordal and melodic structures, ending with a double bar line.



# CXLVIII

24.12.2018

V III

4 4 2 0 9 9 7 9 9 9 9 9 7 5 7 7 7 7 7 5 3 5  
0 0 7 9 5 5 5 5 5 5 9 7 3 3 3 3 3 7 5  
2 2 7 7 7 7 7 7 7 7 7 7 5 5  
0 2 5 7 5 7 3 5

Detailed description: This is the first system of guitar tablature. It consists of four staves. The top staff is the treble clef staff with a key signature of one flat (B-flat). The second staff is the guitar TAB staff, with fret numbers written above the lines. The third and fourth staves are the bass clef staffs, with fret numbers written below the lines. The system is divided into two measures by a vertical bar line. The first measure contains the first four staves. The second measure contains the first four staves. The system ends with a double bar line.

5 II

4 2 2 2 0 7 7 7 7 5 10 10 10 10 10 2 2 2 2 2  
2 2 2 2 3 2 7 7 7 8 7 7 8 7 3 3 3 3 3  
2 0 0 7 7 7 7 7 7 7 7 7 7 7 7 7 7 7 7 7  
4 2 5 4 2 7 10 10 10 10 10 2 2 2 2 2  
5 4 2 7 10 10 10 10 10 2 2 2 2 2

Detailed description: This is the second system of guitar tablature, starting at measure 5. It consists of four staves. The top staff is the treble clef staff with a key signature of one flat. The second staff is the guitar TAB staff. The third and fourth staves are the bass clef staffs. The system is divided into four measures by vertical bar lines. The first measure contains the first four staves. The second measure contains the first four staves. The third measure contains the first four staves. The fourth measure contains the first four staves. The system ends with a double bar line.

10

3 3 3 3 2 0 2 3 2 0 2 2 0 0 2 5 5 7 7 3 2 0 2  
0 0 0 3 2 0 3 5 5 7 7 3 2 0 2 0 0  
2 2 2 2 2 2 2 2 2 2 2 2 2 2 2 2 2 2 2 2 2  
2 2 2 2 2 2 2 2 2 2 2 2 2 2 2 2 2 2 2 2 2

Detailed description: This is the third system of guitar tablature, starting at measure 10. It consists of four staves. The top staff is the treble clef staff with a key signature of one flat. The second staff is the guitar TAB staff. The third and fourth staves are the bass clef staffs. The system is divided into four measures by vertical bar lines. The first measure contains the first four staves. The second measure contains the first four staves. The third measure contains the first four staves. The fourth measure contains the first four staves. The system ends with a double bar line.

14

3 3 2 0 0 2 3 2 3 0 0 2 3 0 2 3 2 3 2  
0 0 4 5 3 3 1 2 3 2 3 3 3 3 3 3 3 3 3  
2 3 0 2 3 0 2 3 0 2 3 0 2 3 0 2 3 0 2 3 0  
2 3 0 2 3 0 2 3 0 2 3 0 2 3 0 2 3 0 2 3 0


Detailed description: This is the fourth system of guitar tablature, starting at measure 14. It consists of four staves. The top staff is the treble clef staff with a key signature of one flat. The second staff is the guitar TAB staff. The third and fourth staves are the bass clef staffs. The system is divided into four measures by vertical bar lines. The first measure contains the first four staves. The second measure contains the first four staves. The third measure contains the first four staves. The fourth measure contains the first four staves. The system ends with a double bar line.

# CXLIX


25.12.2018



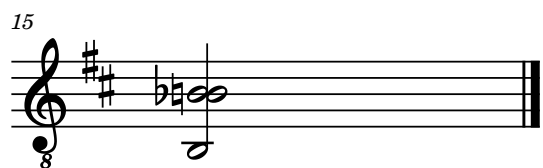
Musical staff 1, measures 1-5. The staff is in treble clef with a key signature of two sharps (F# and C#) and a common time signature (C). The music features a complex rhythmic pattern with eighth and sixteenth notes, including a fermata over the first measure and a repeat sign at the end of the fifth measure.



Musical staff 2, measures 6-10. The staff is in treble clef with a key signature of two sharps (F# and C#) and a common time signature (C). The music continues with eighth and sixteenth notes, featuring a fermata over the sixth measure and a repeat sign at the end of the tenth measure.



Musical staff 3, measures 11-14. The staff is in treble clef with a key signature of two sharps (F# and C#) and a common time signature (C). The music continues with eighth and sixteenth notes, featuring a fermata over the thirteenth measure.



Musical staff 4, measure 15. The staff is in treble clef with a key signature of two sharps (F# and C#) and a common time signature (C). The music consists of a single half note chord (F# and C#) followed by a double bar line.

# CXLIX

25.12.2018

♩

System 1: A three-line guitar TAB system. The top line (T) contains the sequence: 0-0-3-3-2 | 3-2-0 | 2 | 0-2-3-0 | 0-2-3-0-2 | 0-0-2-0. The middle line (A) contains: 0-0 | 0 | | 0 | 3 | 1-3 | 0. The bottom line (B) contains: 2 | 2 | 0 | 3-0 | 2 | 2. Below the lines are vertical bar lines and horizontal bars representing fretted notes.

6

♩

System 2: A three-line guitar TAB system. The top line (T) contains: 0-2-3-2-2-0 | 3-2-0-2-2-3-2-0-2-3-0 | 2-3-0-2 | 2-0-2. The middle line (A) contains: 5-3-3-2 | 5-3-1-0-2-3-0-3 | 0-0 | 0. The bottom line (B) contains: | | | | | | 2-2-7-5-3. Below the lines are vertical bar lines and horizontal bars representing fretted notes.

9

System 3: A three-line guitar TAB system. The top line (T) contains: 2-2-2-2-0 | 3-2-3-0-2-0-0 | 2-0-2-0-2-0-7 | 8-7-5-7. The middle line (A) contains: 0-0 | 3-2-3-3-2-3 | 3-3-0-0 | 3-3-2-0. The bottom line (B) contains: 2 | 3 | 0 | 2 | 7. Below the lines are vertical bar lines and horizontal bars representing fretted notes.

15

System 4: A three-line guitar TAB system. The top line (T) contains: 0. The middle line (A) contains: 4. The bottom line (B) contains: 2. Below the lines are vertical bar lines and horizontal bars representing fretted notes.

|

# CL

26.12.2018

Musical staff 1, measures 1-4. The staff is in treble clef with a key signature of two sharps (F# and C#) and a common time signature (C). The music features a series of chords and melodic lines, including a prominent eighth-note pattern in the right hand.

Musical staff 2, measures 5-10. The staff continues the piece with more complex chordal textures and melodic movement. A measure rest is present at the end of the staff.

Musical staff 3, measures 11-17. The music continues with intricate chordal patterns and melodic lines, showing a progression of chords and rhythmic figures.

Musical staff 4, measures 18-21. The piece concludes with a final chord and a double bar line. A fermata symbol is placed above the final chord.

# CL

26.12.2018

Tablature system 1 (measures 1-3):

0-1-3-1 | 0-1-0 | 0-7-5 | 4-5-8-7-8 | 0-7-4-4-7 | 0-3-3-2-0 | 0-2-3-2-0-0 | 0-1-3-3-1 | 0-4 | 2-0

6

Tablature system 2 (measures 4-8):

3-2-2-0 | 0-3-2 | 2-4-5 | 3-5-7 | 2 | 5-4 | 0-2-0 | 0 | 0 | 4-4 | 5-4-2 | 4 | 0-0-2 | 4 | 2-0 | 3-3 | 5 | 4

14

Tablature system 3 (measures 9-13):

0-2-3-2 | 3 | 1-0-1-3 | 0 | 0-0-2-2-3-3 | 0-2 | 2 | 0-1-0 | 0 | 0 | 0-2 | 2 | 2-3-2 | 1 | 2 | 2 | 0 | 0

# CLI

27.12.2018

Musical notation for measures 1-5. The score is in treble clef with a key signature of two sharps (F# and C#) and a time signature of 8/8. The melody consists of eighth and quarter notes, while the bass line features a steady eighth-note accompaniment.

6

Musical notation for measures 6-10. The melody continues with eighth and quarter notes, and the bass line maintains its eighth-note accompaniment.

11

Musical notation for measures 11-15. The melody includes some beamed eighth notes and quarter notes, with the bass line continuing its accompaniment.

16

Musical notation for measures 16-21. The melody features a mix of eighth and quarter notes, and the bass line continues its accompaniment.

22

Musical notation for measures 22-26. The melody continues with eighth and quarter notes, and the bass line continues its accompaniment.

27

Musical notation for measures 27-31. The melody concludes with a series of eighth notes and quarter notes, ending with a final chord in the bass line.

# CLI

27.12.2018

0-7-7-5 8 | 8-7 0 | 0-7-10-9-7 | 12-10-9 | 10-9-7 | 9-7 10-9

T  
A  
B

0 | 7 | 7 | 5 | 8 | 8 | 7 | 0 | 0 | 7 | 10 | 9 | 7 | 12 | 10 | 9 | 10 | 9 | 7 | 9 | 7 | 10 | 9

7

10-9 0 | 9-10-9 0 | 7 0 | 0 0-2-3 | 5 0-2-3 3 0-2 | 2 3-2

T  
A  
B

9 | 9 | 7 | 0 | 0 | 2 | 3 | 5 | 0 | 2 | 3 | 3 | 0 | 2 | 2 | 3 | 2

13

3-2-2-0-0 | 0-2-3 0-2-4 | 5-4 | 2-2-5-4 | 2-3-10-9 | 10-9-7-9 | 9 10-9 | 9-7

T  
A  
B

2 | 0 | 2 | 4 | 5 | 4 | 2 | 2 | 5 | 4 | 2 | 3 | 10 | 9 | 10 | 9 | 7 | 9 | 9 | 10 | 9 | 9 | 7 | 11

II

20

2 0 | 0 7-5-3-2 | 3-2 0 | 0 7-5-3 | 2 0 0 | 0

T  
A  
B

0 | 1 | 0 | 2 | 0 | 0 | 7 | 5 | 3 | 2 | 3 | 2 | 0 | 0 | 7 | 5 | 3 | 2 | 0 | 0 | 0

26



0 3-2-3 | 0-2-3 2-0 | 0 3-2-3 | 2-0-2-3-2-0 | 0 0-2-3 | 0 2

T  
A  
B

4 | 2 | 2 | 0 | 0 | 3 | 2 | 3 | 2 | 0 | 2 | 0 | 2 | 3 | 2 | 0 | 0 | 0 | 2 | 3 | 0 | 2

# CLII

28.12.2018





# CLII

28.12.2018

3  
0-3-2-3-2 | 0-2-3 0-2-0 | 2-2 3-2-0-3 | 2-0 2-0

T  
A  
B

0-0 | 0-3 | 0-3 | 3-2-3-0-2

2-2 | 3-0 | 3-3

A guitar diagram with six strings and six frets. The fret numbers are: 1st fret (1st string), 2nd fret (2nd string), 2nd fret (3rd string), 3rd fret (4th string), 3rd fret (5th string), 3rd fret (6th string).

5

3-2-0 | 2-0 4 | 0-2-3 0 | 2-2 7-5-3 | 2-0 0 | 0-2-3

T  
A  
B

0-0 | 0-3 | 0-3 | 8-7-5 | 3-3-2-2-3-2-3-0-2 | 3-3

2-2 | 2-3 | 0-0 | 0-0 | 5-3 | 3-3

A guitar diagram with six strings and six frets. The fret numbers are: 3rd fret (1st string), 2nd fret (2nd string), 3rd fret (3rd string), 3rd fret (4th string), 5th fret (5th string), 3rd fret (6th string).

12

7-5 | 7-5 | 3-2-0 | 5-7-7 | 3-0-3-2 | 0-2-3 | 0-2-0 | 2

T  
A  
B

0-0 | 0-3 | 0-8 | 0-8 | 2-0-3-2 | 0-2-3 | 3-3 | 3-3

0-0 | 2-2 | 2-2 | 2-2 | 2-2 | 3-3 | 3-3 | 0-0

A guitar diagram with six strings and six frets. The fret numbers are: 7th fret (1st string), 5th fret (2nd string), 3rd fret (3rd string), 5th fret (4th string), 7th fret (5th string), 7th fret (6th string).

# CLIII

27.12.2018

8

7

8

14

8

19

8

H5

Harm5

Harm12

22

8

Harm12

27

8

33

8

2

36

8

Musical notation for measures 36-42. The system begins with a treble clef, a key signature of two sharps (F# and C#), and a common time signature (C). The music features a complex rhythmic pattern with many beamed eighth notes. The bass line consists of a steady eighth-note accompaniment. The system concludes with a double bar line.

39

8

Musical notation for measures 39-45. The system begins with a treble clef, a key signature of two sharps (F# and C#), and a common time signature (C). The music continues with beamed eighth notes in the upper voice and a steady eighth-note accompaniment in the lower voice. The system concludes with a double bar line.

43

8

Musical notation for measures 43-48. The system begins with a treble clef, a key signature of two sharps (F# and C#), and a common time signature (C). The music is characterized by a slower, more spacious feel with fewer notes per measure. The system concludes with a double bar line.

# CLIII

27.12.2018

7

7 8 8 7 0 | 7 0 | 0 3 2 0 | 2 3 0 2 | 2 0 3 2 3 | 0 0 2

0 10 | 9 7 9 | 5 3 1 | 0 | 3 2 3 2 3 | 1 0 2

0 | 2 | | | | |

7

0 2 3 0 | 0 3 0 2 | 2 0 2 3 | 2 3 2 0 | 0 2 3 2 | 0 2 3 2 3 0

0 | 0 | 0 | 3 | 3 | 2 3

2 | 3 | 0 | 4 | 3 | 2

| | | | | |

14

3 2 0 3 | 2 0 3 2 | 0 3 2 0 | 3 0 2 3 | 2 3 0 2

2 | 0 | 4 | 2 | 0

| | | | |

19

0 2 3 0 2 0 | 3 2 3 0 2 0 2 3 0 0 2 | 2 2 (3) (2) (0) | 0 (3) (0)

3 | 3 | 0 | 0 | 2

3 | 2 | | |

| | | | |

22

H5 (Harm5) 2 2 | 2 2 2 2 | 2 2 0 2 | 3 2 0 2 | 2 2 2 2 | 2 2 0 3 0

(2) (0) | (2) (2) (0) (2) | (3) (2) 0 (2) | 0 3 2 3 1 | 0 0 3 0

2 | 2 | 2 | 2 | 2

| | | | |

28

(Harm12) 2 0 | 3 2 (2) (0) | (3) (2) 3 0 2 3 | (3) (0) (2) (3) 2 | 0 0 0 (2) | 0 (0) (0)

2 | 3 | 2 | 2 | 2 | 0 0 0 (0) (0)

2 | 3 | | | |

| | | | |

2

34

TAB

7-5-3-5-3-2-0 | 2-2-0-0-0-2 | 2-2-2-2-2-2-2-2-2-2-2-2

0 | 0 | 0 | 0 | 0 | 0 | 0 | 0 | 0 | 0 | 0 | 0

2 | 2 | 2 | 2 | 2 | 2 | 2 | 2 | 2 | 2 | 2 | 2

37

TAB

3-3-0-0-0-2 | 3-3-3-3-3-3-0-0 | 0-0-3-3-2-2-3-3

0 | 0 | 0 | 0 | 0 | 0 | 0 | 0 | 0 | 0 | 0 | 0

2 | 2 | 2 | 2 | 2 | 2 | 2 | 2 | 2 | 2 | 2 | 2

3

40

TAB

3-3-2-2-0-2-0 | 0-2-3-0-2-3-2-0 | 2-0-3-3-7-5 | 7-8-0-8 | 8-7-0

0 | 0 | 0 | 0 | 0 | 0 | 0 | 0 | 0 | 0 | 0 | 0

2 | 3 | 4 | 4 | 0 | 0 | 0 | 0 | 0 | 0 | 0 | 0

45

TAB

2-0-2-4 | 0-0-2-2-2-0

# CLIV

28.12.2018

The first system of music is written on a single staff with a treble clef and a key signature of three sharps (F#, C#, G#). It begins with a bass clef-like symbol below the first measure. The melody consists of several measures of music, including a triplet of eighth notes in the final measure.

The second system of music is written on a single staff with a treble clef and a key signature of three sharps. It begins with a measure number '4' above the staff. The melody continues from the first system, featuring various rhythmic patterns and a triplet of eighth notes in the final measure.

The third system of music is written on a single staff with a treble clef and a key signature of three sharps. It begins with a measure number '9' above the staff. This system contains two triplet markings, each labeled with the number '3', indicating groups of three eighth notes. The piece concludes with a double bar line and a final chord.

# CLIV

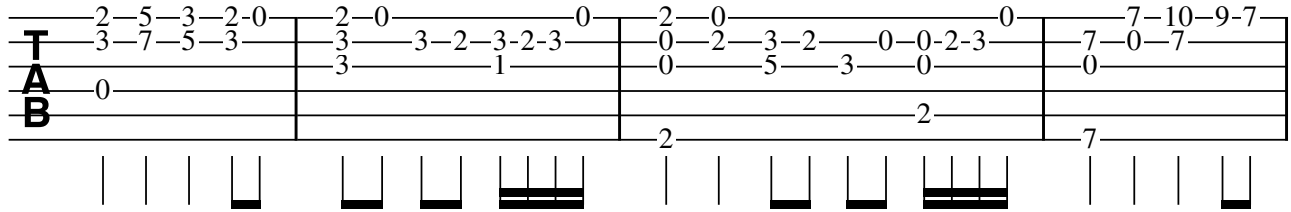
28.12.2018

2-5-3-2-0 | 2-0 | 2-0 | 7-10-9-7

3-7-5-3 | 3-3-2-3-2-3 | 0-2-3-2-0-0-2-3 | 7-0-7

0 | 3-1 | 0-5-3-0 | 0

0 | 2 | 2 | 7



5

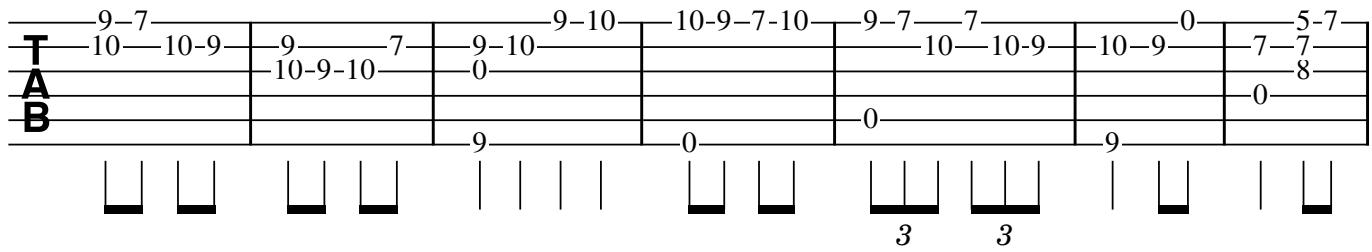
9-7 | 9-10 | 10-9-7-10 | 9-7-7 | 0 | 5-7

10-10-9 | 9-7 | 9-10 | 10-10-9 | 10-9 | 7-7

10-9-10 | 0 | 0 | 0 | 0 | 8

0 | 9 | 0 | 0 | 9 | 0

3 3



12

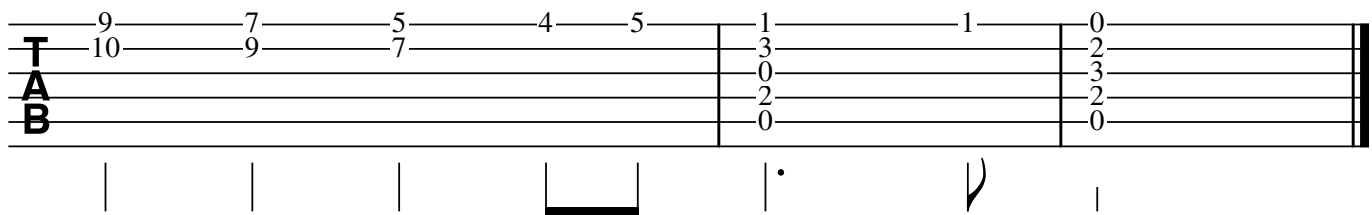
9-7-5-4-5 | 1-1 | 0

10-9-7 | 3-3 | 2

0 | 0 | 3

2 | 2 | 2

0 | 0 | 0



# CLV

30.12.2018

Musical staff 1: Treble clef, key signature of two sharps (F# and C#), starting at measure 8. It features a melodic line with a "Harm5" label above the first measure and a "Harm12" label above the second measure. The melody consists of eighth and sixteenth notes with various accidentals.

Musical staff 2: Treble clef, key signature of two sharps, starting at measure 5. It features a melodic line with a "Harm7" label above the final measure. The melody includes a flat (b) and a sharp (#) in the upper register.

Musical staff 3: Treble clef, key signature of two sharps, starting at measure 12. It features a melodic line with two triplet markings (3) above the melody. The melody is primarily eighth and sixteenth notes.

Musical staff 4: Treble clef, key signature of two sharps, starting at measure 19. It features a melodic line with triplet markings (3) and labels for "Harm12" and "Harm5". The staff ends with a double bar line.



# CLV

30.12.2018

Harm5..... Harm12.....

Measure 1: Harm5. Treble: 0-0-2. Bass: 2-0. Measure 2: Harm12. Treble: 0-0-2. Bass: 2-0. Measure 3: Treble: 2-2-0, 3-2-3-2-0. Bass: 0-0-3. Measure 4: Treble: 0-0-2-2-3-3, 0-2. Bass: 2-0, 3-2.

5 Harm7.....

Measure 5: Treble: 2-2-0, 6-7-7, 5. Bass: 0-7, 8-7-8-7, 7-8-7-5. Measure 6: Treble: 7-0, 0-2-0. Bass: 8-7-5, 7-4, 0-2. Measure 7: Treble: 5-3-2. Bass: 8-0, 0-2. Measure 8: Treble: 5-3-2. Bass: 8-0, 0-2.

13

Measure 13: Treble: 3-2, 0-2-3, 0. Bass: 0-1, 0. Measure 14: Treble: 2-3, 0-2. Bass: 0. Measure 15: Treble: 3-0-2, 2-3, 0. Bass: 2-0. Measure 16: Treble: 0-2-3, 3, 2-0-7-10. Bass: 0-3, 8. Measure 17: Treble: 3. Bass: 3. Measure 18: Treble: 3. Bass: 3.

19 Harm12..... Harm5.....

Measure 19: Treble: 10-7-2, 3-3. Bass: 0-8, 3-3. Measure 20: Harm12. Treble: 0-0-2. Bass: 0-0-2. Measure 21: Harm5. Treble: 0-0-2. Bass: 0-0-2.

# Tristans Harpe

for renessanselutt eller gitar solo

2015-2022

**Bok V**

Simen Kjærdsdalen

**Copyright Simen Kjærdsalen 2023**

**ISMN:** 979-0-9005156-4-5

## Garantert menneskelig kunst

Komposisjonene i *Tristans Harpe* er menneskeskapte. Dataverktøy er ikke brukt under noe stadium av tilblivelsesprosessen.



2016

## **Grunnstemming**

1 E (Diskant)

2 H

3 F#

4 D

5 A

6 E (Bass)


Avvik fra dette vil markeres.

# Tristans Harpe

Bok V

I  
Helligtrekongersfantasi I

05.01.2019



# I

## Helligtrekongersfantasi I

05.01.2019

First system of guitar tablature. The staff is labeled 'TAB' vertically on the left. It consists of six lines representing the guitar strings. The notes are indicated by numbers 0-5. The first measure has notes 3, 2, 0 on the top string and 2, 2 on the bottom string. The second measure has notes 0, 0, 3 on the top string and 2, 4 on the bottom string. The third measure has notes 0, 3, 2 on the top string and 0, 4 on the bottom string. The fourth measure has notes 2, 5, 5, 3, 2 on the top string and 0, 4 on the bottom string. The fifth measure has notes 3, 2, 0 on the top string and 1 on the bottom string. The sixth measure has notes 2, 0 on the top string and 0 on the bottom string. The seventh measure has notes 3, 2 on the top string and 0 on the bottom string. The eighth measure has notes 0, 2, 3 on the top string and 2 on the bottom string. There are vertical bar lines between measures. Below the staff, there are vertical tick marks and horizontal bars representing fretted notes.

9


Second system of guitar tablature, starting at measure 9. The staff is labeled 'TAB' vertically on the left. It consists of six lines representing the guitar strings. The first measure has notes 2, 3, 0, 2 on the top string and 2 on the bottom string. The second measure has notes 0, 2, 3, 0 on the top string and 2 on the bottom string. The third measure has notes 2, 2 on the top string and 2 on the bottom string. The fourth measure has notes 0, 3, 2 on the top string and 2 on the bottom string. The fifth measure has notes 0, 3 on the top string and 2 on the bottom string. The sixth measure has notes 0, 0 on the top string and 2 on the bottom string. There are vertical bar lines between measures. Below the staff, there are vertical tick marks and horizontal bars representing fretted notes.



# II

## Helligtrekongersfantasi II

06.01.2019



# II

## Helligtrekongersfantasi II

06.01.2019

2-2 2-0 0 2-0 10-10-9 9 7 7  
0-3 3-3 3-2 0 2-0 0 11-12-11 8-10-8  
0-0 1 0 3 0 0 8-9 9  
2 2 2 8-9 9

Diagrammatic representation of the first system of guitar tablature, showing fret numbers and string positions for measures 1 through 8.

9 0-0 0 2-3 2-0 0 0 7 5 7 3 2-3  
10-8-7 7-4 0 0 4 5-7-8-8 7-8-7 5  
12-10 9 2 2 0 0  
0 0

Diagrammatic representation of the second system of guitar tablature, showing fret numbers and string positions for measures 9 through 15.

16 2-0-0 3-2-2-0 3-2-2-0 3 2-3 2-0 3-2-3 2-7-5 3-2-2  
3 2-3 5 3 3-2-2-0 3 3 3 0 8 5 3  
4 2 0 0 0 0 5  
0 0 0

Diagrammatic representation of the third system of guitar tablature, showing fret numbers and string positions for measures 16 through 22.

23 2-0 0 2-0 2-0 2  
2 3 2 0 2 3 0 2 0 3 2 0  
0 0 0 0 0 0 0  
2 2

Diagrammatic representation of the fourth system of guitar tablature, showing fret numbers and string positions for measures 23 and 24.

# III

## Helligtrekongersfantasi III

07.01.2019

The first system of music is written on a single staff in treble clef with a key signature of three sharps (F#, C#, G#) and a common time signature. It begins with a bass clef and an '8' below it, indicating an octave shift. The melody consists of several measures of music, including a dotted quarter note followed by an eighth note, and a half note with a dot above it.

The second system of music continues on a single staff in treble clef with a key signature of three sharps and a common time signature. It starts with a bass clef and an '8' below it. The notation includes a measure with a dotted quarter note and an eighth note, followed by a measure with a half note and a dot above it. The system concludes with a double bar line.

The third system of music is written on a single staff in treble clef with a key signature of three sharps and a common time signature. It begins with a bass clef and an '8' below it. The melody features a series of eighth notes and quarter notes, with a measure containing a dotted quarter note and an eighth note.

The fourth system of music is written on a single staff in treble clef with a key signature of three sharps and a common time signature. It starts with a bass clef and an '8' below it. The notation includes a measure with a dotted quarter note and an eighth note, followed by a measure with a half note and a dot above it. The system ends with a double bar line.

# III

## Helligtrekongersfantasi III

07.01.2019

2-0 2-0 0 2-2 5-3-2 3-2-0-3 2-0

**T** 0 0 3-2-3 3 3 4 2 3-2

**A** 0 0 0 0 0 0 0 0

**B** 2-0 3-0 2 2 0 4 2 2

8

♩ = ♩.

3-5-7 8-7 0 7 0 0-0 0-2-3 0-2-3 2-3-2 0-2-0 3-0

**T** 5 0 0 8 7 4 0-2-3 0-2-3 2-3-2 0-2-0 3-3

**A** 7 7 8 8 2 0 4 2

16

2-0 2-0 0 3-2 3-2 0-2-3 2-3 3 0-2 0-2-3 2-0

**T** 2-3 3 3 3 0 3-2 0-2-3 2-3 3 3 3

**A** 0 0 0 0 0 0 0 0 0 0 0

**B** 0 0 0 2 3 0 2 4 0

26

♩. = ♩

3-2 3-2 0 0 2-0 2-0 3 3 3-2-2-0 2





**T** 3 3 3 0 0 0 3 3 0 0 0 0

**A** 0 0 0 0 0 0 0 0 0 0 0

**B** 2 2 2 2 2 2 2 2 2 2 2

# IV

08.01.2019



# IV

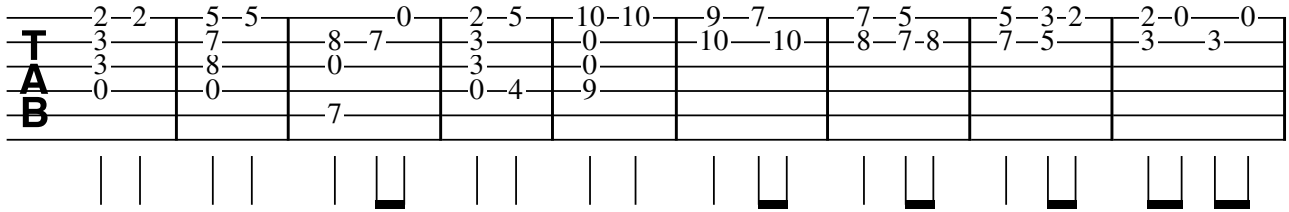
08.01.2019

2-2 5-5 0 2-5 10-10 9-7 7-5 5-3-2 2-0-0

T 3 7 8 3 0 10 8 7 5 3

A 3 8 0 3 0 10 8 7 5 3

B 0 0 7 0 4 9



10

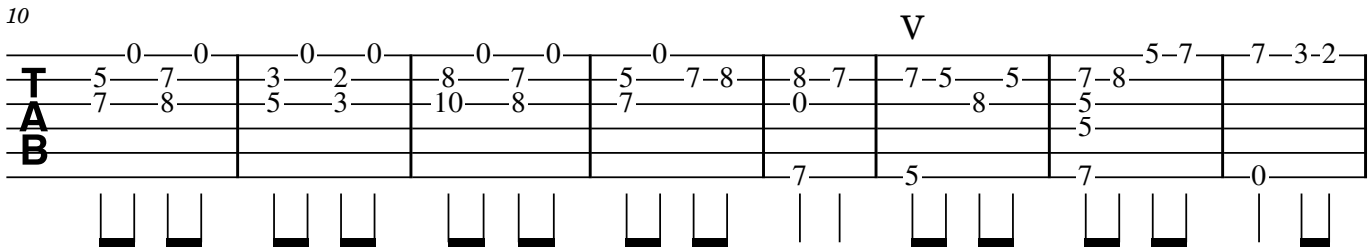
V

0-0 0-0 0-0 0 5-7 3-2 8-7 5-7-8 8-7 7-5 5 7-8 5-7 7-3-2

T 5 7 3 2 8 7 5 7 8 8 7 7 5 5 7 8 5 7 3 2

A 7 8 5 3 10 8 7 7 8 0 8 5 5 7 8 5 7 3 2

B 7 5 7 0



18

II

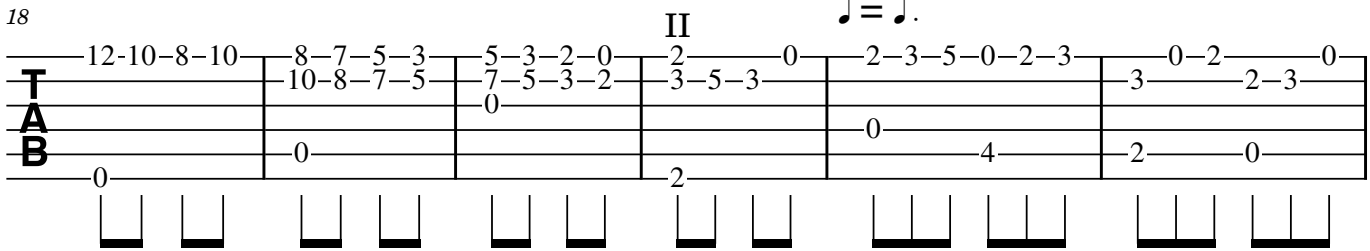
♩ = ♩.

12-10-8-10 8-7-5-3 5-3-2-0 2 0 2-3-5-0-2-3 0-2 0

T 12 10 8 10 8 7 5 3 5 3 2 0 2 0 2 3 5 0 2 3 0 2 0

A 10 8 7 5 7 5 3 2 3 5 3 0 2 3 5 0 2 3 3 0 2 3

B 0 0 0 2 0 4 2 0



24

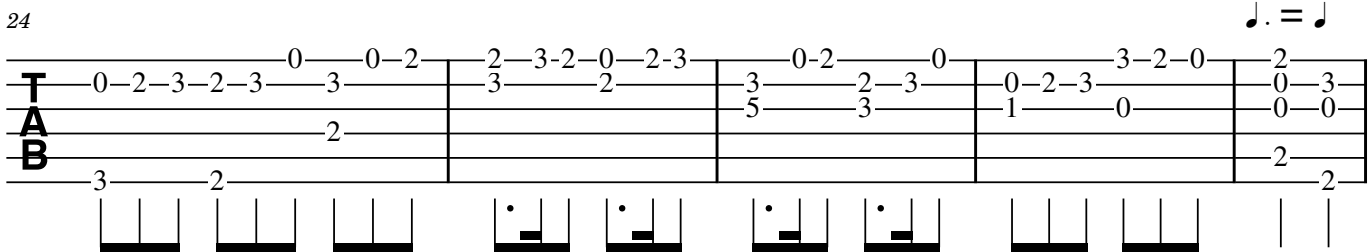
♩. = ♩.

0-2-3-2-3 0-0-2 2-3-2-0-2-3 0-2 0 3-2-0 2

T 0 2 3 2 3 0 0 2 2 3 2 0 2 3 0 2 3 0 2 3 2 0 2

A 2 3 2 3 5 3 3 1 3 0 0 0 0 3

B 3 2 2 2



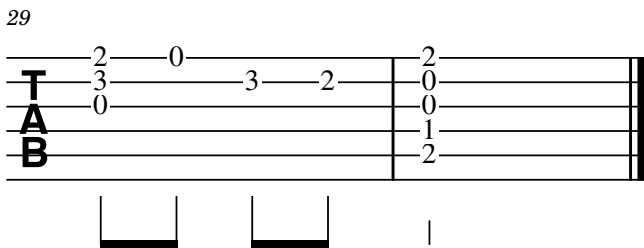
29

2-0 2 0

T 3 3 2 0 0

A 0 0 0 1 2

B 2



# V

09.01.2019

Musical staff 1: Treble clef, key signature of two sharps (F# and C#), 8/8 time signature. The staff contains a sequence of notes and chords, including a double bar line at the end.

7

Musical staff 2: Treble clef, key signature of two sharps (F# and C#), 8/8 time signature. The staff contains a sequence of notes and chords, including a double bar line at the end.

15

Musical staff 3: Treble clef, key signature of two sharps (F# and C#), 8/8 time signature. The staff contains a sequence of notes and chords, including a double bar line at the end.

21

Musical staff 4: Treble clef, key signature of two sharps (F# and C#), 8/8 time signature. The staff contains a sequence of notes and chords, including a double bar line at the end.

27

Musical staff 5: Treble clef, key signature of two sharps (F# and C#), 8/8 time signature. The staff contains a sequence of notes and chords, including a double bar line at the end.

# V

09.01.2019

0 0 3 2 2 2-0 3 3-2 2-3-2-2-0 7-5-3 3-2-0

T 0 1 3 2 2 2 3-2 2-3-2-2-0 5-3

A 1 2 1 0 0 2 1-0 0 0

B 2 2 2 2 2 0 2 2

8

3-2 2-0 7 2-0 3-2 2-0

T 3-5 0-2-3 2-3 8 7-8-10 10-8-7 0 3-3-2 2-0

A 5 4-5 10 8 0 0 3 0

B 9 2 2-0

16

0 2 0 3 2 2-0-2-3 2 0 3-2

T 0 0 0 1 2 0 2 0 2 3-2

A 1 0 1 1 2 0 0 0 0

B 2 2 2 2 2 2-0-2-3 2 1

22

7 5 3 2 2 0 2

T 0 0 0 0 0 0 0 0 0 0 0 0

A 0 0 0 0 0 0 0 0 0 0 0 0

B 2-0 3-2-10-9-10-6 6 4 2 1 2-0 2



# VI

11.01.2019

Musical staff 1: Treble clef, key signature of two sharps (F# and C#), 8/8 time signature. The staff contains a sequence of notes and chords, including a double bar line in the middle. The notes are mostly quarter and eighth notes, with some chords. The key signature is indicated by two sharps on the staff.

Musical staff 2: Treble clef, key signature of two sharps (F# and C#), 8/8 time signature. The staff contains a sequence of notes and chords, including a double bar line in the middle. The notes are mostly quarter and eighth notes, with some chords. The key signature is indicated by two sharps on the staff.

Musical staff 3: Treble clef, key signature of two sharps (F# and C#), 8/8 time signature. The staff contains a sequence of notes and chords, including a double bar line in the middle. The notes are mostly quarter and eighth notes, with some chords. The key signature is indicated by two sharps on the staff.

Musical staff 4: Treble clef, key signature of two sharps (F# and C#), 8/8 time signature. The staff contains a sequence of notes and chords, including a double bar line in the middle. The notes are mostly quarter and eighth notes, with some chords. The key signature is indicated by two sharps on the staff. Chord labels H12, H7, H12, and H5 are placed above the staff.

# VI

11.01.2019

0-7-5-3 | 0 | 5-3-2-2-0 | 3-3-2 | 3-8-7-5 | 7 | 5-7 | 9

TAB

2-9-12-9 | 0 | | | | | 0 | 0

8

7-5 | 3-2 | 2 | 7-7-5 | 3-2 | 0 | 2-0-2-3-2-0

TAB

8-7 | 0-3 | 3-2 | 0 | 5-3 | 3 | 0 | 2-3-2

TAB

0 | 2 | 2 | 7 | 0 | | | 0

16

0 | 0-2-3-5 | 5-4-2 | 4 | 2-4-2 | 0

TAB

3-2-3 | 2-0-2-3 | 2 | 2 | 2 | 6 | 7-3-2

TAB

2 | 0 | 4 | 4-2-4-5 | 4 | | |

II

22

0 | 0 | 0 | 0 | 0

TAB

2 | 3 | 3 | 2 | 1 | 1 | 2 | 2 | 2 | 0

TAB

0 | 1 | 3 | 2 | 0 | 1 | 2 | 2 | 2 | 0

H12 H7 H12 H5

# VII

11.01.2019

6=D

6

12

17

21

25

31

The image displays a musical score for a piece titled "VII", dated "11.01.2019". The score is written in G major (one sharp) and 3/8 time. It consists of seven staves of music, each beginning with a measure number: 6=D, 6, 12, 17, 21, 25, and 31. The notation includes treble clefs, a key signature of one sharp (F#), and a time signature of 3/8. The music features a mix of eighth and sixteenth notes, often beamed together, and rests. The bass line is indicated by a small 8 in a circle below the staff. The score concludes with a double bar line and repeat dots at the end of the seventh staff.

2

38

8

Musical notation for measures 38-42. The system begins with a treble clef, a key signature of two sharps (F# and C#), and a common time signature (C). The music features a melodic line in the upper voice and a bass line in the lower voice. Measure 38 starts with a half note G4 in the upper voice and a half note G2 in the bass. The melody moves through various intervals, including eighth and sixteenth notes, and rests. Measure 42 ends with a double bar line.

43

8

Musical notation for measures 43-46. The system continues with the same clef and key signature. The melodic line shows more complex rhythmic patterns, including beamed eighth and sixteenth notes. Measure 46 concludes with a double bar line.

47

8

Musical notation for measures 47-52. The system continues with the same clef and key signature. The melody is characterized by frequent sixteenth-note runs. Measure 52 ends with a double bar line.

53

8

Musical notation for measures 53-54. The system continues with the same clef and key signature. Measure 53 features a melodic phrase with a half note G4. Measure 54 concludes with a double bar line.

# VII

11.01.2019

TAB

6=D

Detailed description: This block contains the first six measures of a guitar piece. The notation is written on a six-line staff. The top line (treble clef) contains the following fret numbers: 5-5, 5-3-2, 2-2-0, 0-2-3-5, 2-2-0, 5-7-3-5. The second line (bass clef) contains: 0, 0, 0, 3, 3, 4-5-2-4. The third line contains: 0, 0, 0, 3, 3, 0. The fourth line contains: 0, 0, 0, 3, 3, 0. The fifth line contains: 0, 0, 0, 3, 3, 0. The sixth line contains: 0, 0, 0, 3, 3, 0. Below the staff, a diagram shows the fretting hand positions for each measure, with vertical lines indicating frets and horizontal bars indicating fingerings.

7

TAB

Detailed description: This block contains measures 7 through 12. The notation is written on a six-line staff. The top line (treble clef) contains: 2-0, 3-2, 3-2-0, 2-3, 0-2, 2-0-2-5-3-2, 3-2-2-0, 0-2. The second line (bass clef) contains: 0, 5, 3, 0, 0, 5-3-3-2-2, 3-2-0-2-3, 0-2. The third line contains: 0, 5, 3, 0, 0, 5-3-3-2-2, 3-2-0-2-3, 0-2. The fourth line contains: 0, 5, 3, 0, 0, 5-3-3-2-2, 3-2-0-2-3, 0-2. The fifth line contains: 0, 5, 3, 0, 0, 5-3-3-2-2, 3-2-0-2-3, 0-2. The sixth line contains: 0, 5, 3, 0, 0, 5-3-3-2-2, 3-2-0-2-3, 0-2. Below the staff, a diagram shows the fretting hand positions for each measure.

13

TAB

Detailed description: This block contains measures 13 through 16. The notation is written on a six-line staff. The top line (treble clef) contains: 2-0-2-3-2-0, 3-2, 3-0-2-0-0-2, 2-0-0, 7-5-3-2. The second line (bass clef) contains: 0, 2, 0, 0, 0, 0, 3, 8-7-5-3. The third line contains: 0, 2, 0, 0, 0, 0, 3, 8-7-5-3. The fourth line contains: 0, 2, 0, 0, 0, 0, 3, 8-7-5-3. The fifth line contains: 0, 2, 0, 0, 0, 0, 3, 8-7-5-3. The sixth line contains: 0, 2, 0, 0, 0, 0, 3, 8-7-5-3. Below the staff, a diagram shows the fretting hand positions for each measure.

17

TAB

Detailed description: This block contains measures 17 through 19. The notation is written on a six-line staff. The top line (treble clef) contains: 0-2-3-0, 2-3-0-2, 3-2-0-2-0, 3-0, 3-2, 3-2-0-2. The second line (bass clef) contains: 1, 0, 2, 0, 4, 2, 2. The third line contains: 1, 0, 2, 0, 4, 2, 2. The fourth line contains: 1, 0, 2, 0, 4, 2, 2. The fifth line contains: 1, 0, 2, 0, 4, 2, 2. The sixth line contains: 1, 0, 2, 0, 4, 2, 2. Below the staff, a diagram shows the fretting hand positions for each measure.

20

TAB

Detailed description: This block contains measures 20 through 23. The notation is written on a six-line staff. The top line (treble clef) contains: 2-0, 3-2-3-2-0, 0-2-3-0-2, 3-0-2-3-0-2, 0-2-3-0, 0-2-3. The second line (bass clef) contains: 5, 4, 4, 4, 3, 3. The third line contains: 5, 4, 4, 4, 3, 3. The fourth line contains: 5, 4, 4, 4, 3, 3. The fifth line contains: 5, 4, 4, 4, 3, 3. The sixth line contains: 5, 4, 4, 4, 3, 3. Below the staff, a diagram shows the fretting hand positions for each measure.

24

TAB

Detailed description: This block contains measures 24 through 27. The notation is written on a six-line staff. The top line (treble clef) contains: 2-0, 3-2, 3-2-3, 0-2-0, 0, 5-5-3-2-0, 2. The second line (bass clef) contains: 3, 0, 0, 4, 0, 3, 3. The third line contains: 3, 0, 0, 4, 0, 3, 3. The fourth line contains: 3, 0, 0, 4, 0, 3, 3. The fifth line contains: 3, 0, 0, 4, 0, 3, 3. The sixth line contains: 3, 0, 0, 4, 0, 3, 3. Below the staff, a diagram shows the fretting hand positions for each measure.

2

29

V

Measure 29: A six-line guitar TAB system. The top line (treble clef) contains the sequence: 5-10-9 | 7-5 | 8 | 7-5-7-8 | 7-5 | 7 | 3-3-2-3 | 2-2-0 | 2-3-5-7. The middle line (middle C) contains: 0 | 5 | 5 | 7 | 7 | 0 | 3-3 | 3-3 | 0. The bottom line (bass clef) contains: 0 | 5 | 5 | 7 | 7 | 0 | 0 | 0 | 0. Vertical bar lines separate the measures. Below the TAB are vertical stems and horizontal bars representing fretted notes.

36

V

Measure 36: A six-line guitar TAB system. The top line (treble clef) contains: 7-5-7 | 8-7 | 5 | 5-8 | 7-5 | 0 | 2-2-0 | 5-5-5-3-2. The middle line (middle C) contains: 8 | 5-5 | 8 | 8 | 8 | 3 | 3 | 3-3-2. The bottom line (bass clef) contains: 5 | 7 | 8 | 7 | 0 | 0 | 0 | 0. Vertical bar lines separate the measures. Below the TAB are vertical stems and horizontal bars representing fretted notes.

42

Measure 42: A six-line guitar TAB system. The top line (treble clef) contains: 2-0-0 | 2-3-5-3 | 2-0 | 7-7-8-7-5 | 3-2-3-2-0-2. The middle line (middle C) contains: 2-3 | 3-5-7-5 | 3-3-2-2 | 3-3 | 5-7 | 0. The bottom line (bass clef) contains: 0 | 0 | 0 | 0 | 0. Vertical bar lines separate the measures. Below the TAB are vertical stems and horizontal bars representing fretted notes.

47

Measure 47: A six-line guitar TAB system. The top line (treble clef) contains: 3-2-0-2-0-0 | 0 | 3-2 | 3-2-2-0 | 0-0-2 | 3-0-2-3 | 2-0-3-2-3. The middle line (middle C) contains: 3-3 | 0 | 0 | 3 | 3 | 1 | 3-2-3. The bottom line (bass clef) contains: 2 | 4 | 2-0 | 5 | 0. Vertical bar lines separate the measures. Below the TAB are vertical stems and horizontal bars representing fretted notes.

53

Measure 53: A six-line guitar TAB system. The top line (treble clef) contains: 2-2-0. The middle line (middle C) contains: 3 | 3 | 0 | 0. The bottom line (bass clef) contains: 0 | 0 | 0. A fermata symbol is placed over the final note (0) on the top line. Vertical bar lines separate the measures. Below the TAB are vertical stems and horizontal bars representing fretted notes.

# VIII

13.01.2019

6=D 8

7 8

13 8

Fine

1X:

Langsommere

18 8

23 8

D.C. al Fine

# VIII

13.01.2019

6=D

6=D

TAB notation for measures 1-6. The notation is on a six-line staff. Measure 1: 5-5-3, 0-2. Measure 2: 5-7, 8-7. Measure 3: 7-5, 8-7. Measure 4: 3-2-3, 0. Measure 5: 2-3, 3-2, 5-3, 3-2, 4. Measure 6: 0-2-3-7, 0. Below the staff are six pairs of vertical lines representing fret positions.

7

TAB notation for measures 7-12. Measure 7: 5-5-3, 2-3-2. Measure 8: 2-0-0, 3-2-0. Measure 9: 2-3, 3-1. Measure 10: 0-2, 3-2-0, 2-0. Measure 11: 3, 3-2-3-2-0-2. Measure 12: 0, 2, 0. Below the staff are six pairs of vertical lines representing fret positions.

13

Fine

1X:

TAB notation for measures 13-17. Measure 13: 2-2-0, 2-3, 3-0. Measure 14: 2-3, 3-0. Measure 15: 1-1-5, 3-6, 8-6. Measure 16: 6-5-5, 8-8, 8-7, 8. Measure 17: 6-5, 8-6. Below the staff are six pairs of vertical lines representing fret positions. The word "Langsommere" is written below the staff between measures 14 and 15.

18

V

III

TAB notation for measures 18-22. Measure 18: 8-5-6, 7-5-5, 5-5. Measure 19: 5-3-5, 3-5. Measure 20: 6-0-5, 3-0-3, 3-2-3, 1. Measure 21: 3-6, 5-3, 6. Measure 22: 5-6-5, 6. Below the staff are six pairs of vertical lines representing fret positions.

23


TAB notation for measures 23-26. Measure 23: 1-3-4, 0-3. Measure 24: 0-3, 2-3-0-2. Measure 25: 3-1-3. Measure 26: 0-0. Below the staff are six pairs of vertical lines representing fret positions.

D.C. al Fine



# IX

15.01.2019

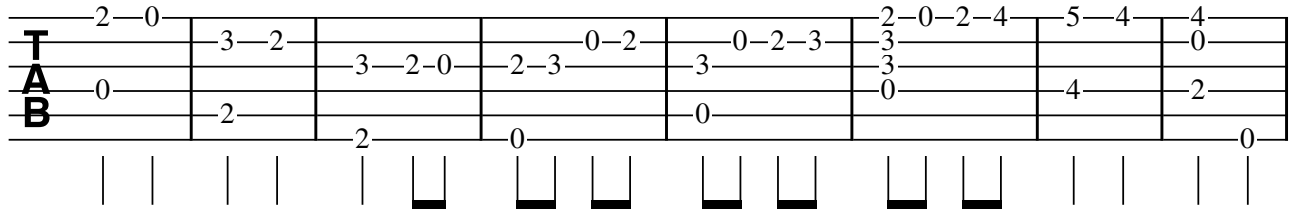


# IX

15.01.2019

2-0 | 3-2 | 3-2-0 | 2-3 | 0-2 | 3 | 0-2-3 | 2-0-2-4 | 5-4 | 4 | 0

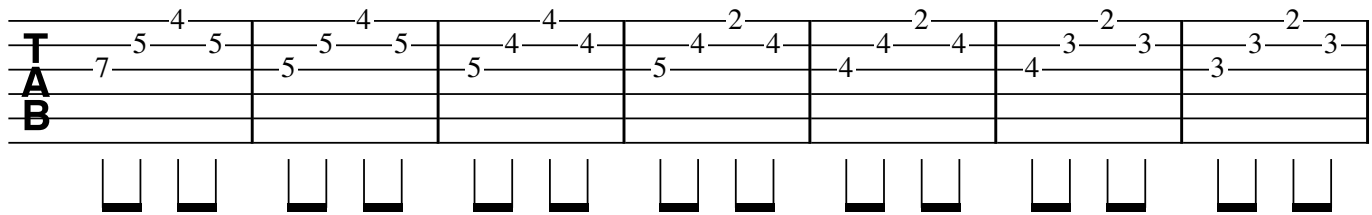
0 | 2 | 2 | 0 | 0 | 0 | 4 | 2 | 0



9

4-4-4-2-2-2-2

7-5-5 | 5-5-5 | 5-4-4 | 5-4-4 | 4-4-4 | 4-3-3 | 3-3-3

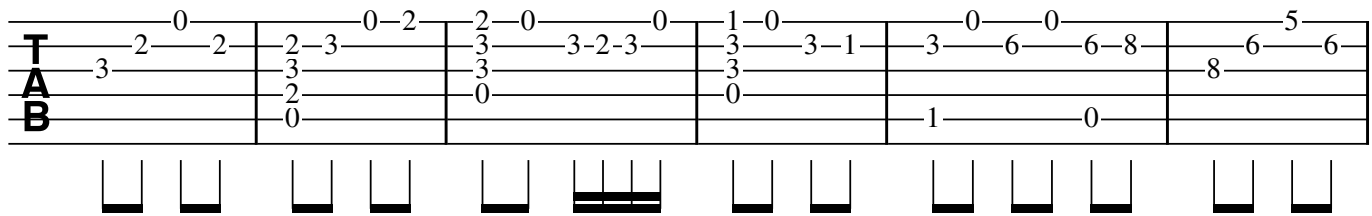


16

0-2-2 | 2-3 | 2-0-2 | 2-0-0 | 1-0 | 3-1 | 3-0-0 | 6-6-8 | 5-6-6

3 | 3 | 3 | 3 | 3 | 3 | 3 | 8 | 8

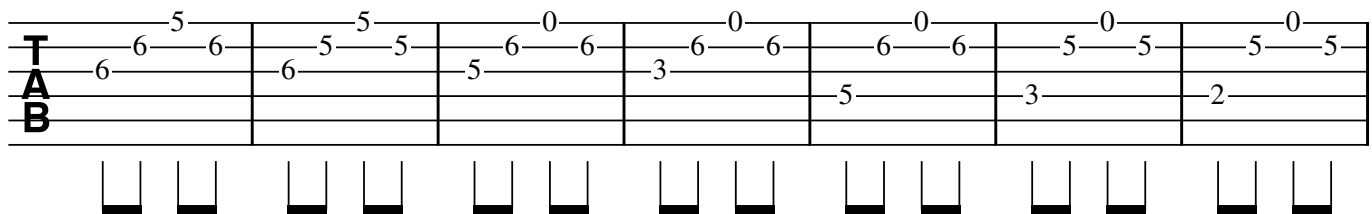
0 | 2 | 0 | 0 | 0 | 1 | 0 | 0 | 0



22

5-6-6 | 5-5-5 | 6-0-6 | 6-0-6 | 6-0-6 | 5-0-5 | 5-0-5

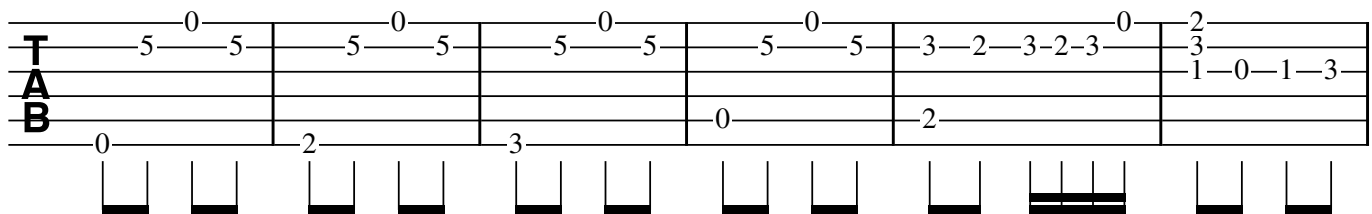
6 | 6 | 5 | 3 | 5 | 3 | 2



29

5-0-5 | 5-0-5 | 5-0-5 | 5-0-5 | 3-2-3-2-3 | 2 | 3 | 1-0-1-3

0 | 2 | 3 | 0 | 2

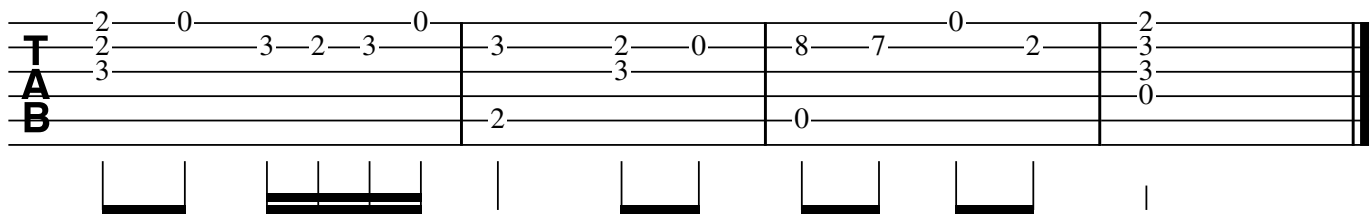


35

2-0-3-2-3-0 | 3-2-0 | 8-7-0-2 | 2-3-3-0



3 | 3 | 3 | 0

2 | 0



# X

17.01.2019



# X

17.01.2019

6-measure guitar tablature. The top staff (T) contains fret numbers: 0, 3, 3, 0-1-3, 0-2-3, 2-0, 3-2-3, 0, 2-3-0-2, 3, 0, 2. The middle staff (A) contains: 2, 2, 3, 1, 3, 3, 2, 3, 2, 3, 5, 3. The bottom staff (B) contains: 0, 2, 3, 2, 0, 0, 0, 0, 2. Vertical bar lines separate the measures. Fingering numbers (1-3) are placed above notes. A double bar line is present at the end of the 6th measure.

7

7-measure guitar tablature. The top staff (T) contains fret numbers: 0, 2-3, 0, 2-3, 0-2, 2-2-0, 3, 0, 2-3, 0, 3, 0, 2-3, 2-0, V, 7-5-7, 8, 7-8, 5. The middle staff (A) contains: 3, 2, 3, 3, 3, 1-3, 2-3, 2-0, 8, 7-8. The bottom staff (B) contains: 3, 2, 0, 4, 2, 0, 5, 7. A 'V' symbol is above the 11th measure. Vertical bar lines separate the measures. Fingering numbers (1-3) are placed above notes. A double bar line is present at the end of the 13th measure.

14

8-measure guitar tablature. The top staff (T) contains fret numbers: 7, 8-8-7, 7, 8, 0, 2, 0-2-3-2-3, 0, 2-3-2, 7-5-3, 8-7-5, 2-3-2, 5-3-2, 7-5-3. The middle staff (A) contains: 5, 7, 7, 0, 3, 2, 0, 0, 0. The bottom staff (B) contains: 7, 0, 3, 2, 0, 0, 0. Vertical bar lines separate the measures. Fingering numbers (1-3) are placed above notes. A double bar line is present at the end of the 21st measure.

22

7-measure guitar tablature. The top staff (T) contains fret numbers: 2, 0, 3, 2, 3, 0, 0, 2-3, 3, 2, 0, 7, 5, 3, 2, 3, 0, 2, 3, 3. The middle staff (A) contains: 5, 3, 3, 1, 2-3, 0, 0, 0, 0, 3, 3, 3, 3. The bottom staff (B) contains: 0, 0, 0, 0, 0, 0, 0. Vertical bar lines separate the measures. Fingering numbers (1-3) are placed above notes. A double bar line is present at the end of the 28th measure.

# XI

18.01.2019

Harm12

6=D 8

8

8

# XI

18.01.2019

(Harm12)

6=D

This guitar TAB for Harm12 consists of three staves: Treble (T), Alto (A), and Bass (B). The key signature is D major (6=D). The piece is divided into eight measures. The first measure has a treble staff with notes 14-14-15 and a bass staff with (0). The second measure has treble 14 and bass (0). The third measure has treble 15-14 and bass (0). The fourth measure has treble 15-14-12-14 and bass (0). The fifth measure has treble 17-15-14-15 and bass 0. The sixth measure has treble 15-14-12-14 and bass 0. The seventh measure has treble 7-3 and bass 0. The eighth measure has treble 2-3 and bass 0. A diagram below the staves shows the fret positions for each note.

8

This guitar TAB for piece 8 consists of three staves: Treble (T), Alto (A), and Bass (B). The piece is divided into eight measures. The first measure has treble 2-0 and bass 2. The second measure has treble 3-2 and bass 5. The third measure has treble 3-2-0 and bass 0. The fourth measure has treble 2-3-7 and bass 7. The fifth measure has treble 8-7 and bass 0. The sixth measure has treble 8 and bass 0. The seventh measure has treble 7-10-12 and bass 14-12-11-12. The eighth measure has treble 15-14 and bass (0). The piece ends with a double bar line. A diagram below the staves shows the fret positions for each note.

# XII

18.01.2019



# XII

18.01.2019

**T**  
**A**  
**B**

7 7 5 3 2 | 3 2 | 0 |  
8 7 5 | 2 0 2 | 9 10 9 7 | 9 7 5 7 |  
8 | | | 7 5 3 5 |

Fretboard diagram showing fret positions for the first system.

5

**T**  
**A**  
**B**

0 0 2 2 0 0 | 3 2 0 | 5 4 5 | 7 5 3 2 | 2 3 3 2 0 |  
0 2 3 2 3 3 2 3 | 0 0 | 0 | 0 | 0 0 0 0 |  
2 0 0 | 2 0 | 4 | 0 | 2 |

Fretboard diagram showing fret positions for the second system.

10

**T**  
**A**  
**B**

0 0 | 0 2 0 0 | 2 0 |  
3 2 3 7 3 5 | 3 2 3 3 2 3 | 3 3 2 3 0 2 | 3 |  
3 0 | 1 | 3 | 0 |

Fretboard diagram showing fret positions for the third system.



# XIII

19.01.2019

6=D 8

Musical notation for measures 6-8. The key signature is D major (two sharps). The notation is on a single staff with a treble clef and a common time signature. Measure 6 starts with a whole note chord of D4, F#4, and A4. Measure 7 contains a half note D4, a quarter note E4, and a quarter note F#4. Measure 8 contains a half note G4, a quarter note A4, and a quarter note B4. There are bass clef staves below the main staff, with notes in measures 7 and 8.

10 8

Musical notation for measures 10-11. The key signature is D major. Measure 10 contains a half note D4, a quarter note E4, and a quarter note F#4. Measure 11 contains a half note G4, a quarter note A4, and a quarter note B4. There are bass clef staves below the main staff, with notes in measures 10 and 11.

18 8

Musical notation for measures 18-24. The key signature is D major. Measure 18 contains a half note D4, a quarter note E4, and a quarter note F#4. Measure 19 contains a half note G4, a quarter note A4, and a quarter note B4. Measure 20 contains a half note C5, a quarter note B4, and a quarter note A4. Measure 21 contains a half note G4, a quarter note F#4, and a quarter note E4. Measure 22 contains a half note D4, a quarter note E4, and a quarter note F#4. Measure 23 contains a half note G4, a quarter note A4, and a quarter note B4. Measure 24 contains a half note C5, a quarter note B4, and a quarter note A4. There are bass clef staves below the main staff, with notes in measures 18-24.

25 8

Musical notation for measures 25-30. The key signature is D major. Measure 25 contains a half note D4, a quarter note E4, and a quarter note F#4. Measure 26 contains a half note G4, a quarter note A4, and a quarter note B4. Measure 27 contains a half note C5, a quarter note B4, and a quarter note A4. Measure 28 contains a half note G4, a quarter note F#4, and a quarter note E4. Measure 29 contains a half note D4, a quarter note E4, and a quarter note F#4. Measure 30 contains a half note G4, a quarter note A4, and a quarter note B4. There are bass clef staves below the main staff, with notes in measures 25-30.

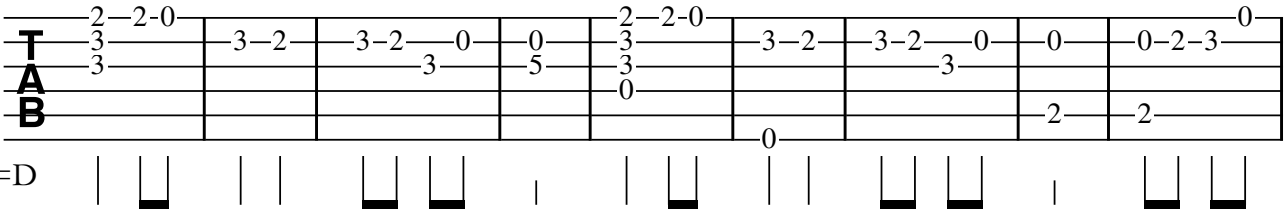
31 Harm12 8

Musical notation for measures 31-36. The key signature is D major. Measure 31 contains a half note D4, a quarter note E4, and a quarter note F#4. Measure 32 contains a half note G4, a quarter note A4, and a quarter note B4. Measure 33 contains a half note C5, a quarter note B4, and a quarter note A4. Measure 34 contains a half note G4, a quarter note F#4, and a quarter note E4. Measure 35 contains a half note D4, a quarter note E4, and a quarter note F#4. Measure 36 contains a half note G4, a quarter note A4, and a quarter note B4. There are bass clef staves below the main staff, with notes in measures 31-36. The piece ends with a double bar line.

# XIII

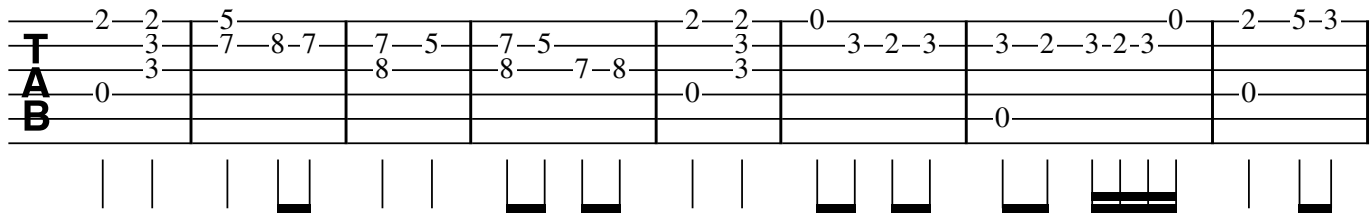
19.01.2019

6=D



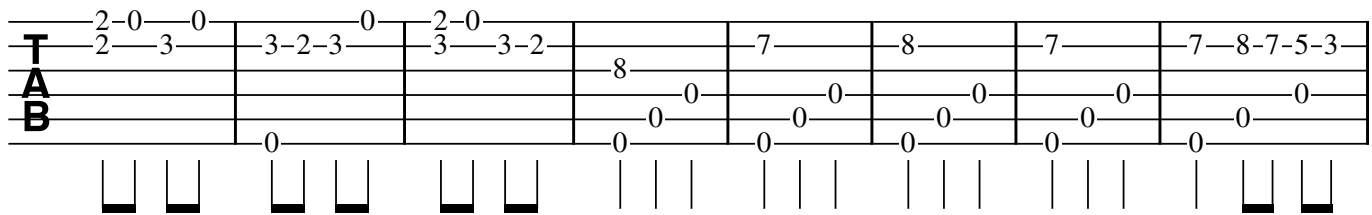
System 1: 6=D. Tablature for measures 1-4. Measure 1: 2-2-0, 3, 3. Measure 2: 3-2, 3. Measure 3: 3-2-0, 3, 5. Measure 4: 0, 0, 2-2-0, 3, 3, 0. Measure 5: 0, 0, 3-2, 3. Measure 6: 3-2-0, 3, 3. Measure 7: 3-2-0, 3, 3. Measure 8: 0, 0, 0-2-3, 2, 2.

10



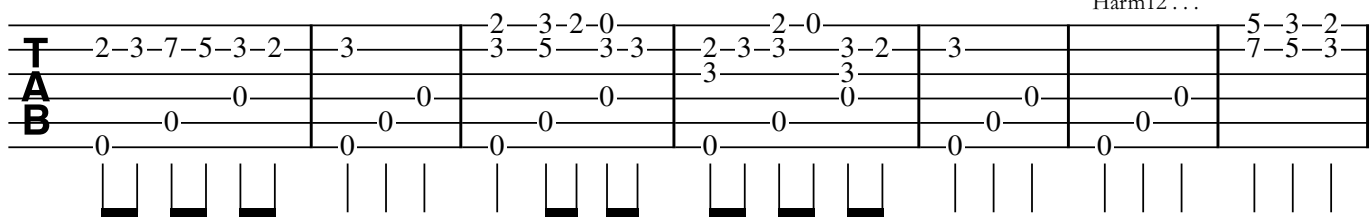
System 2: Tablature for measures 5-8. Measure 5: 2-2, 3, 5, 7-8-7, 7-5, 7-5, 0, 2-2, 3, 0. Measure 6: 3, 7-8-7, 8, 7-8, 3, 3-2-3, 3-2-3-2-3, 0. Measure 7: 0, 0, 0, 0, 0, 0, 0, 2-5-3, 0. Measure 8: 0, 0, 0, 0, 0, 0, 0, 0.

18



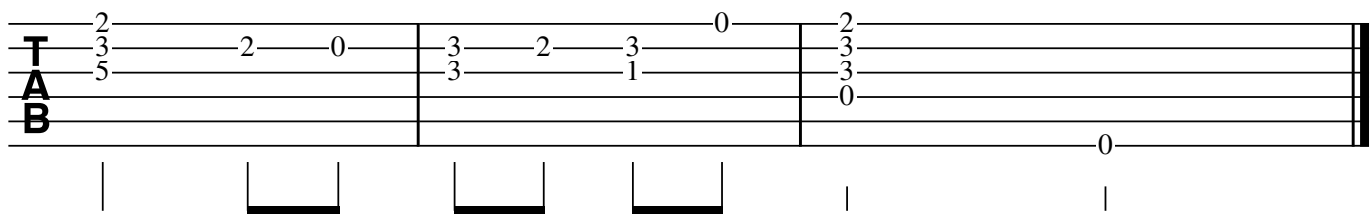
System 3: Tablature for measures 9-16. Measure 9: 2-0, 2, 3, 0, 3-2-3, 3, 2-0, 3, 3-2, 8, 7, 8, 7, 7-8-7-5-3. Measure 10: 0, 0, 0, 0, 0, 0, 0, 0, 0, 0, 0, 0, 0, 0. Measure 11: 0, 0, 0, 0, 0, 0, 0, 0, 0, 0, 0, 0, 0, 0. Measure 12: 0, 0, 0, 0, 0, 0, 0, 0, 0, 0, 0, 0, 0, 0. Measure 13: 0, 0, 0, 0, 0, 0, 0, 0, 0, 0, 0, 0, 0, 0. Measure 14: 0, 0, 0, 0, 0, 0, 0, 0, 0, 0, 0, 0, 0, 0. Measure 15: 0, 0, 0, 0, 0, 0, 0, 0, 0, 0, 0, 0, 0, 0. Measure 16: 0, 0, 0, 0, 0, 0, 0, 0, 0, 0, 0, 0, 0, 0.

26



System 4: Tablature for measures 17-24. Measure 17: 2-3-7-5-3-2, 3, 2-3-2-0, 3, 5, 3-3, 2-3-3, 2-0, 3-2, 3, Harm12..., 5-3-2, 7-5-3. Measure 18: 0, 0, 0, 0, 0, 0, 0, 0, 0, 0, 0, 0, 0, 0. Measure 19: 0, 0, 0, 0, 0, 0, 0, 0, 0, 0, 0, 0, 0, 0. Measure 20: 0, 0, 0, 0, 0, 0, 0, 0, 0, 0, 0, 0, 0, 0. Measure 21: 0, 0, 0, 0, 0, 0, 0, 0, 0, 0, 0, 0, 0, 0. Measure 22: 0, 0, 0, 0, 0, 0, 0, 0, 0, 0, 0, 0, 0, 0. Measure 23: 0, 0, 0, 0, 0, 0, 0, 0, 0, 0, 0, 0, 0, 0. Measure 24: 0, 0, 0, 0, 0, 0, 0, 0, 0, 0, 0, 0, 0, 0.

33



System 5: Tablature for measures 25-26. Measure 25: 2, 3, 5, 2, 0, 3, 2, 3, 0, 2, 3, 3, 0. Measure 26: 0, 0, 0, 0, 0, 0, 0, 0, 0, 0, 0, 0, 0, 0.

# XIV

20.01.2019

8

Harm12

Harm12

7

Harm5

8

# XIV

20.01.2019

Guitar TAB notation for the first system. The notation is written on a six-line staff. The strings are labeled T (top), A, and B (bottom) on the left side. The fretting is as follows:

|      |        |       |    |   |     |       |         |
|------|--------|-------|----|---|-----|-------|---------|
| 9-10 | 10-9-7 | 9-7-9 | 10 | 9 | 0   | 2-3-2 | 2-0-2-3 |
| 0    | 9      | 10    | 9  | 8 | 7-5 | 5     |         |
|      |        |       | 0  |   |     |       |         |

Harmonics are indicated above the staff: H12 above the 10th fret, Harm12... above the 12th fret, and Harm5..... above the 5th fret. There are two black rectangular markers on the staff, one under the 9th fret and one under the 7th fret.

8

Guitar TAB notation for the second system. The notation is written on a six-line staff. The strings are labeled T (top), A, and B (bottom) on the left side. The fretting is as follows:

|   |     |         |   |   |     |   |
|---|-----|---------|---|---|-----|---|
| 3 | 5-7 | 7       | 0 | 0 | 0   | 2 |
| 2 | 4   | 5-0-2-4 | 3 | 7 | 5-3 | 3 |
|   |     |         | 4 |   | 7-5 | 3 |
|   |     |         | 5 |   | 8-6 | 0 |
| 0 |     |         |   |   |     |   |

The system ends with a double bar line. There are vertical tick marks on the staff corresponding to the fret positions.

# XV

20.01.2019

The musical score is written in G major (one sharp) and 8/8 time. It consists of seven staves of music. The first staff begins with a treble clef and a common time signature of 8. The music features a mix of eighth and sixteenth notes, often beamed together. The second staff starts at measure 7. The third staff starts at measure 13 and includes a flat symbol (b) at the end. The fourth staff starts at measure 18. The fifth staff starts at measure 25. The sixth staff starts at measure 31 and includes three triplet markings (3) over groups of notes. The seventh staff starts at measure 37 and concludes with a double bar line and repeat dots.

# XV

20.01.2019

7

6-measure guitar tablature system. The top staff (TAB) contains fret numbers: 3-2-0, 2-3, 0-2, 3, 0-2-3, 2-0, 3-2, 2-0, 3-2-3, 2, 0, 3-3, 2-3-0. The bottom staff (TAB) contains fret numbers: 2, 0, 2, 0, 3, 2. Vertical lines below the staff indicate string positions.

7

6-measure guitar tablature system. The top staff (TAB) contains fret numbers: 2-3, 0, 2-3, 2-0-2-5-3-2, 2-0, 3, 3-2, 3, 2, 0, 0, 0, 0, 2, 2, 0, 3, 2, 3, 2. The bottom staff (TAB) contains fret numbers: 2, 0, 0, 2. Vertical lines below the staff indicate string positions.

13

6-measure guitar tablature system. The top staff (TAB) contains fret numbers: 0, 0, 0, 2, 2-3, 0-2-0, 2, 0, 2-3, 0. The bottom staff (TAB) contains fret numbers: 2-0, 3-0, 2-0-2-3, 7, 3-0, 2, 2-0-2, 4-1, 2. Vertical lines below the staff indicate string positions.

19

6-measure guitar tablature system. The top staff (TAB) contains fret numbers: 2-0, 0, 3-2, 2, 0-2-3, 3-2-0, 2-3, 0-2, 3, 0-2-3, 2-0, 3-2-3, 0, 2, 0-3-2-0. The bottom staff (TAB) contains fret numbers: 0, 2, 3, 0, 2, 0, 2. Vertical lines below the staff indicate string positions.

26

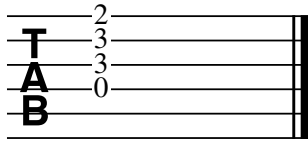
6-measure guitar tablature system. The top staff (TAB) contains fret numbers: 0-2-3-2, 2-0, 3-2-3, 0, 2-0-2-5-3-2, 3, 0-2, 2-0, 3-2, 3-2-3, 0-2-3. The bottom staff (TAB) contains fret numbers: 3, 3, 0, 3, 1. Vertical lines below the staff indicate string positions.

32

6-measure guitar tablature system. The top staff (TAB) contains fret numbers: 2-3-2-0-2-0, 0, 3-2-0, 2-3, 0-2, 3, 0-2-3, 2-0, 3-2, 0-2-3. The bottom staff (TAB) contains fret numbers: 0, 5, 1, 3, 5, 3, 0, 3. Vertical lines below the staff indicate string positions.

**2**



38



|

# XVI

21.01.2019





# XVI

21.01.2019

**T** 0-10-9-10 | 9-0-7-9 | 10-9-9 | 2-3-3-3-2 | 2-0-2-4 | 5-7-3-2

**A** 9 | 10 | 0 | 0 | 0 | 0 | 0

**B** 9 | 9 | 7 | 9-8 | 2 | 2 | 4-5-2

7

**T** 2-0-3 | 3-2 | 2-0 | 7-9-10 | 9-10-14 | 0-3-2 | 3-5-7-7

**A** 0 | 0 | 0 | 0 | 0 | 0 | 0

**B** 2 | 2 | 2 | 9-7 | 9 | 9 | 0 | 2-4-5-6

14

**T** 8-7-7-7 | 7-0

**A** 0-8 | 0

**B** 7-7 | 7

# XVII

22.01.2019

6=D 8

The first system of musical notation consists of a single staff in treble clef with a key signature of one flat (B-flat). The notation includes a series of chords and melodic lines. The first measure features a chord with a flat sign and a subscript '8'. The melody begins with a quarter note on G4, followed by eighth notes on A4 and Bb4. The piece concludes with a final chord marked with a sharp sign and a subscript '8'.

8

The second system of musical notation continues the piece on a single staff in treble clef with a key signature of one flat. It begins with a subscript '8' and continues with a melodic line of eighth notes. The notation includes several chords, some with sharp signs and subscript '8'. The system ends with a double bar line and a final chord marked with a sharp sign and a subscript '8'.

# XVII

22.01.2019

II

6=D

8

1

# XVIII

23.01.2019

8

1X

2X

6

8

13

8

18

8

23

8

29

8

# XVIII

23.01.2019

1X 2X

This system contains the first five measures of the piece. It features a treble clef and a key signature of one flat (B-flat). The notation includes fret numbers (0, 2, 3, 10), a double bar line with repeat signs, and first/second endings labeled '1X' and '2X'. The bass line consists of a single note (2) in the second measure and another (2) in the fifth measure. The rhythm is indicated by vertical stems and flags.

6

This system contains measures 6 through 12. It continues the piece with fret numbers up to 10. The bass line has notes 0, 9, 0, 0, 9, 0, and 2. The rhythm includes dotted quarter notes and eighth notes.

13

This system contains measures 13 through 17. It features fret numbers up to 3. The bass line has notes 2, 2, 2, 2, 2, and 2. The rhythm includes eighth and sixteenth notes.

18

This system contains measures 18 through 22. It features fret numbers up to 5. The bass line has notes 2, 0, 0, 2, 0, 0, and 0. The rhythm includes eighth and sixteenth notes.

23

This system contains measures 23 through 28. It features fret numbers up to 10. The bass line has notes 4, 2, 0, 3, 2, 2, 0, 0, 9, 0, and 0. The rhythm includes dotted quarter notes and eighth notes.

29

This system contains measures 29 through 34. It features fret numbers up to 10. The bass line has notes 2, 0, 2, 0, 0, 3, 3, 3, 0, 2, 0, 0, 0, 2, and 2. The piece concludes with a double bar line and repeat signs.

# XIX

23.01.2019

6=D

Musical notation for measures 1-5. The piece is in D major (one sharp) and 8/8 time. The melody consists of eighth notes and quarter notes, while the bass line features chords and single notes.

6

Musical notation for measures 6-10. The melody continues with eighth and quarter notes, and the bass line provides harmonic support with chords and single notes.

11

Musical notation for measures 11-15. The melody features eighth notes and quarter notes, with the bass line continuing its accompaniment.

16

Musical notation for measures 16-19. The piece concludes with a final cadence in measure 19, marked by a double bar line.

# XIX

23.01.2019

6=D

6=D TAB notation: 4 measures. Measure 1: T (2-3-5), A (3-5-7), B (0). Measure 2: T (7-5-3), A (8-7-5), B (0). Measure 3: T (2-0-0-2-3-0-2), A (3-3), B (0). Measure 4: T (2-7-5-3-2-0-0), A (3-8-7-5-3-3), B (0). Fingering: 6=D

6

6 TAB notation: 5 measures. Measure 1: T (3-2-3-0-2-0), A (3-3-2), B (0). Measure 2: T (10-9-7-9-7), A (10-10), B (0). Measure 3: T (2-0-3-2-0-2-3), A (3-3), B (0). Measure 4: T (2-0-3-2-3), A (3-5), B (0). Measure 5: T (2-3-2-0), A (3-5), B (0). Fingering: 6

11

11 TAB notation: 6 measures. Measure 1: T (2-0-2-3), A (3-2), B (0). Measure 2: T (2-0), A (3-2-3), B (0). Measure 3: T (0), A (3-2-3), B (0). Measure 4: T (2-5-3-2), A (3-2), B (0). Measure 5: T (2-0), A (3-3-3-2-3-2-3-2-0-2), B (0). Measure 6: T (0), A (3-3-3-2-3-2-3-2-0-2), B (0). Fingering: 11

17

17 TAB notation: 1 measure. T (2), A (3), B (0). Fingering: 17

# XX

24.01.2019

6=D

8

8

16

16

23

23



# XX

24.01.2019

6=D

6=D

2-2 5-5 3-2-0 2 3-3 2-0 0 3-7 2-5  
3 7 0 0 0 3-2-3 8 7  
0 0 2 0 2 0 0 7 0 7  
0 0 0 0 2 0 0 0 0 0

6=D

• | • | | | | | | | | |

U U U U U U U U U U U U

9

5-2 0 0-2 0-5-3-2 2-0 2-2 5-5 3-2-0 2  
3 2 3 3-2-3 3 3 3 7 0 0  
0 3 3 0 0 0 0 2 0  
0 0 0 0 0 0 0 0 0

U U U U U U U U U U U U

• | • | | | | | | | |

17

10-10-9-7-9 14-14-12 2-2 0-0 2-0 2-0 0  
0 10 3-2 2-3 3 2-3-2 3 3 3 2-3  
0 0 0 3 3 3 3 3 3  
0 0 0 0 0 0 0 0 0

U U U U U U U U U U U U

• | • | | | | | | | |

25



2-0 2-3-5 10-9-7-9 10  
3 3 3 7  
0 3 0 8

U U U U U U U U U U U U

• | • | | | | | | | |

# XXI

25.01.2019



# XXI

25.01.2019

2-2 | 7 | 0 0 | 2-0 | 2-0 | 0-5-4-2

T 2-2 | 7 | 0 0 | 3 3-2 | 2-0 | 2-3

A 8-10-8 | 7-3 | 3 | 3-2-3 | 0 | 0

B 0 | 7 | 0 | 0 | 0 | 0

7

4-2-0-2-4 | 5-4-2-4 | 4-2-2-0 | 0-2-4-2-0-2 | 2 | 2-0-2

T 0 0 | 2-0-0 | 5-5-4-4-4-2 | 2 | 0 | 3-2-3

A 0 | 0 | 4-2 | 2 | 5 | 0

B 2-2 | 4-2 | 2 | 2 | 2 | 0

13

0 0 | 3-2-3-2-0-2 | 2-2-0 | 0-2-3 | 0-2-0 | 3-8-7-5 | 2

T 2-3-2 | 3-2-3-2-0-2 | 2 | 0-2-3 | 0-2-0 | 3-8-7-5 | 3

A 3-5 | 0 | 0 | 3 | 3 | 3 | 3

B 4 | 2 | 2 | 3 | 0 | 0 | 0

# XXII

26.01.2019

Musical staff 1: Treble clef, key signature of one sharp (F#), 8/8 time signature. The staff contains a sequence of chords and melodic lines. It begins with a whole note chord (F#, C#, G#) and continues with various rhythmic patterns including eighth and sixteenth notes.

Musical staff 2: Treble clef, key signature of one sharp (F#), 8/8 time signature. The staff contains a sequence of chords and melodic lines. It begins with a whole note chord (F#, C#, G#) and continues with various rhythmic patterns including eighth and sixteenth notes.

Musical staff 3: Treble clef, key signature of one sharp (F#), 8/8 time signature. The staff contains a sequence of chords and melodic lines. It begins with a whole note chord (F#, C#, G#) and continues with various rhythmic patterns including eighth and sixteenth notes.

Musical staff 4: Treble clef, key signature of one sharp (F#), 8/8 time signature. The staff contains a sequence of chords and melodic lines. It begins with a whole note chord (F#, C#, G#) and continues with various rhythmic patterns including eighth and sixteenth notes.

Musical staff 5: Treble clef, key signature of one sharp (F#), 8/8 time signature. The staff contains a sequence of chords and melodic lines. It begins with a whole note chord (F#, C#, G#) and continues with various rhythmic patterns including eighth and sixteenth notes.

Musical staff 6: Treble clef, key signature of one sharp (F#), 8/8 time signature. The staff contains a sequence of chords and melodic lines. It begins with a whole note chord (F#, C#, G#) and continues with various rhythmic patterns including eighth and sixteenth notes, ending with a double bar line.

# XXII

26.01.2019

0 0 2 2 3 2 0 2 9 5 4

**T** 0 0 3 3 0 3 2 9 5 4

**A** 1 8 7 5 7 0 1 0 0

**B** 2 2 8 9 7 5 1 2 2 2 9 5 4

0 0 2 2 3 2 0 2 9 5 4

7

4 7 5 4 5 4 9 9 7 5 7 2 0 2 3 3 2 2 3 0 2

**T** 5 9 7 5 2 10 9 7 9 10 2 3 3 2 2 3 2 3

**A** 4 4 9 5 4 3 5 3 3

**B** 0 2 9 5 4 2 6 4

13

2 5 3 2 0 II 0 3 2 3 2

**T** 5 4 5 3 2 3 0 7 7 0

**A** 0 6 5 7 5 4 1 0 0 0 2

**B** 0 2 0 4 4 5 4 0 2 2

21

2 0 2 3 2 0 0 2 3 0 2 0 2 7 5 3 3 2 5 7

**T** 3 3 0 0 0 1 0 0 1 8 7 5 5 8 7 5 5 3 7

**A** 2 2 2 1 2 2 2 2 6 5 8

**B** 2 2 2 2 0 0 0 0 0 0 0

28

7 0 0 5 0 0 3 0 4 2 0

**T** 0 0 0 0 0 0 0 0 0 0 0

**A** 5 5 1 2 7 6 4 2 2 2

**B** 0 0 0 0 0 0 0 0 0 0 0

# XXIII

26.01.2019

Musical notation for measures 1-7. The piece is in G major (one sharp) and 8/8 time. The melody consists of eighth and sixteenth notes, with some beamed sixteenth notes. The bass line features a steady eighth-note accompaniment.

Musical notation for measures 8-13. Measures 8 and 9 are marked with a fermata. The melody continues with eighth and sixteenth notes, and the bass line maintains its accompaniment.

Musical notation for measures 14-20. The melody features a series of beamed sixteenth notes in measures 17-19, leading to a final note in measure 20.

Musical notation for measures 21-24. Measures 21 and 22 feature a dense texture of beamed sixteenth notes. The piece concludes in measure 24 with a final chord and a double bar line.

# XXIII

26.01.2019

8

Measure 1: 0-1-0 | 1-3-3 |  
Measure 2: 0-2 | 0-1 |  
Measure 3: 2-3-2-0 | 3-1-0 |  
Measure 4: 2-0 | 3-2-3 |  
Measure 5: 0-2-3 | 3-0 |  
Measure 6: 0-2 | 2-3-2 |  
Measure 7: 2-3-2 | 1-3-0 |

8

Measure 8: 3-2-0 | 3-3 |  
Measure 9: 2-0-2 | 2-3 |  
Measure 10: 3-0 | 3-3-2 |  
Measure 11: 2 | 5-3 |  
Measure 12: 2-2-2 | 1-1-1-1 |  
Measure 13: 0-2-3 | 3-2-3 |  
Measure 14: 0-2-3 | 0-2-3 |

14

Measure 14: 2-2 | 1-3 |  
Measure 15: 3-2-0 | 3-3 |  
Measure 16: 3-3 | 5-3-2 |  
Measure 17: 3-2-0 | 3-3-2 |  
Measure 18: 2-2-0 | 2-0-2-3 |  
Measure 19: 0-2 | 0-2-3-2-3 |  
Measure 20: 0 | 3-0-2-3-2-3 |

21

Measure 21: 2-0-2-3 | 0-2-3-2 |  
Measure 22: 2-2 | 3-3 |  
Measure 23: 7-8 | 7-8-5-7 |  
Measure 24: 2-3 | 3-0 |

# XXIV

26.01.2019

6=D 8

7

13

20 Harm5



# XXIV

26.01.2019

6=D

III

T  
A  
B

0—3—8—7—0 | 3—2—0 | 2—3 | 2—3—5 | 5—10—9—7 | 5—3—2—0

1—7 | | | | | |

2 | 0 | 0 | 4—9—7—5 | 0

7

T  
A  
B

2—0—2—0—2—3 | 0—3 | 3—2 | 2—0 | 0—0—2 | 2—5

1—3 | 1—2 | 2—0 | 3—3—2—0 | 0—2—3—2—3 | 3—3

2 | 1 | | | | 0

13

T  
A  
B

2—0—0 | 3—2—3 | 6 | 3—1 | 3—1 | 6—5—5—3 | 1—0—0 | 2

3—2—3 | 6 | 4—6 | 3 | 6—5 | 3—2—3 | 3 |

0 | 0 | 1 | 0 | 0 | 3 | 3 | 0 | 0

Harm5

# XXV

27.01.2019

Musical staff 1: Treble clef, key signature of two sharps (F# and C#), 8/8 time signature. The staff contains a melodic line with eighth and sixteenth notes and a bass line with eighth notes. A fermata is placed over the first measure.

Musical staff 2: Treble clef, key signature of two sharps, 8/8 time signature. The staff contains a melodic line and a bass line. A fermata is placed over the first measure. Harmonic annotations include "(H12)" above the first measure, "Harm7" above the fifth measure, and "H5" above the sixth measure.

Musical staff 3: Treble clef, key signature of two sharps, 8/8 time signature. The staff contains a melodic line and a bass line. A fermata is placed over the first measure. Harmonic annotations include "Harm12" above the eighth measure and "Harm5" above the ninth measure.

# XXV

27.01.2019

TAB

A six-measure guitar tablature. The strings are numbered 1 to 6 from top to bottom. Measure 1: 0-7, 8-7, 7. Measure 2: 8, 8-7-8, 7-7. Measure 3: 5-5, 7-7, 3-2-0. Measure 4: 0, 3-1, 2-0. Measure 5: 0-0-3, 3. Measure 6: 3-2, 2-3. Vertical bar lines are present at the end of each measure. Fingering diagrams are shown below the strings.

7

TAB

A four-measure guitar tablature. Measure 7: 2, 0, 1, 2-7-5. Measure 8: 0 (H12), 0 (0), 5, 10. Measure 9: 0 (Harm7), 0 (0), 7, 7. Measure 10: 0 (H5), 0, 0, 7, 7, 8, 8-10-7, 7-9-10-14, 9, 9-12. Vertical bar lines are present at the end of each measure. Fingering diagrams are shown below the strings.



12

TAB

A four-measure guitar tablature. Measure 12: 14-12, 15-14, 12. Measure 13: 14-15, 13-14, 0. Measure 14: 15-14-12-14, 14, 0, 12, 0. Measure 15: 14, 15, 14, 0, 0, 0. Vertical bar lines are present at the end of each measure. Fingering diagrams are shown below the strings.

# XXVI

30.01.2019



# XXVI

30.01.2019

**T**  
**A**  
**B**

2-2-2-0-0-2-0-0-2-5-3  
3-3-3-3-3-3-3-3-3-7-5  
0-1-0-3-1-3-2-3-0-0

2-2  
2

7

**T**  
**A**  
**B**

2-0-0-0-3-2-3-2-3-2-0-2-2-0-0-2-0-2-3  
3-3-3-2-3-2-3-2-0-2-2-0-2-3-3-3-3  
5-3-5-1-3-4-1-0-3-1-5-3

4

14


**T**  
**A**  
**B**

2-0-0-2-0-2-3-0-0-2-2-0-3-2-3-2-0-2-0-0  
5-3-2-3-2-0-2-3-0-3-0-2-2-0-3-2-3-2-0-2-0-0  
3-0-0-0-2-2-0

2

# XXVII

01.02.2019



8

H12 H7 H5

This musical staff features a sequence of notes and chords. The first measure contains a chord labeled H12. The second measure contains a chord labeled H7. The third measure contains a chord labeled H5. The staff continues with a series of notes and rests, ending with a final note.



4

Harm5 H5 H7 H12

8

This musical staff begins with a measure containing a chord labeled Harm5. The staff continues with a series of notes and rests, ending with a final note. The staff is marked with a '4' at the beginning and an '8' at the bottom left.

# XXVII

01.02.2019

10 H12 8 H12 H7 H5 7

T 0-0-0 | 0 | 7-0-0-0-7

A 8-8 | 6 | 5-5-5-5-5

B 9-9-7 | 7 | 6-6-7-7-6

10 8-8-8-8 | 0 |

Diagram showing fret positions and chord names (H12, H7, H5) for the first system of guitar tablature.

4 Harm5 7 5 3 2 2 0 7 H5 H7 H12

T 7-5-3 | 0-1-1 | 2-2-0 | 7-0-0 |

A 3-1-1 | 0-1 | 0-0 | 5-0 |

B 3-2-3 | 1-2 | 0-0 | 0-0 |

Diagram showing fret positions and chord names (Harm5, H5, H7, H12) for the second system of guitar tablature.

# XXVIII

01.02.2019

8

Harm7 H12

6

8

3 3 3 3

Harm7 H12

11

8

17

8

21

8

Harm7 H12

24

8



# XXVIII

01.02.2019

Harm7 H12

Measure 1: 0-0-0-2-4 | 5-4-2 | 4-5-4-2 | 2-4 | 4-2-0-2-0-2-4

Measure 2: 2 | 2 | 2 | 2 | 2

Measure 3: 4 | 4 | 4 | 4 | 4

Measure 4: 0 | 2 | 4 | 4 | 4

Measure 5: 0 | 2 | 4 | 4 | 4

Diagram: Vertical lines for frets, horizontal bars for strings. Measure 1 has 6 bars, measure 2 has 4 bars, measure 3 has 4 bars, measure 4 has 4 bars, and measure 5 has 6 bars.

6

Harm7 H12

Measure 6: 5-5-4 | 5-4-5 | 4-5-4-2-0-2-4-5 | 7-5-4 | 0-0-0 | 3-2-0 | 2-3-7-5

Measure 7: 4 | 4 | 4 | 4 | 4 | 6 | 0 | 2 | 0

Measure 8: 2 | 3 | 3 | 3 | 3 | 0 | 2 | 0

Diagram: Vertical lines for frets, horizontal bars for strings. Measure 6 has 6 bars, measure 7 has 6 bars, measure 8 has 6 bars. Triplet markings '3' are under the 3rd, 4th, and 5th strings in measures 7 and 8.

12

Measure 12: 5 | 7-7-8 | 8-7 | 0 | 2-3-3 | 2-0 | 2-0 | 0 | 0 | 0-2 | 0-2-3

Measure 13: 7 | 8 | 0 | 0 | 1 | 3-2-3 | 0 | 3 | 0-2-3 | 2-3 | 3

Measure 14: 7 | 2 | 2 | 2 | 3 | 0 | 2 | 0

Measure 15: 7 | 2 | 2 | 2 | 3 | 0 | 2 | 0

Measure 16: 7 | 2 | 2 | 2 | 3 | 0 | 2 | 0

Measure 17: 7 | 2 | 2 | 2 | 3 | 0 | 2 | 0

Diagram: Vertical lines for frets, horizontal bars for strings. Measure 12 has 6 bars, measure 13 has 6 bars, measure 14 has 6 bars, measure 15 has 6 bars, and measure 17 has 6 bars.

18

Measure 18: 5-3-2-3-2-0 | 2-0 | 0-2-3 | 2-0 | 0 | 2-0 | 3-2-2-0-0

Measure 19: 2 | 3 | 3-2-3 | 3-2-3 | 3-2-3 | 0 | 3-2-2-0-0

Measure 20: 0 | 3 | 1 | 0 | 0 | 0 | 4

Measure 21: 0 | 2 | 2 | 2 | 2 | 0 | 2 | 0

Diagram: Vertical lines for frets, horizontal bars for strings. Measure 18 has 6 bars, measure 19 has 6 bars, measure 20 has 6 bars, and measure 21 has 6 bars.

22

Harm7 H12

Measure 22: 0-2-3 | 0-2-0 | 2-0 | 0 | 3-8-7 | 7 | 0-0-0-2-4 | 4

Measure 23: 5 | 3 | 3-2 | 3-2-3 | 2-7-5 | 0 | 0 | 0

Measure 24: 5 | 3 | 3-2 | 3-2-3 | 2-7-5 | 0 | 0 | 0

Measure 25: 5 | 3 | 3-2 | 3-2-3 | 2-7-5 | 0 | 0 | 0

Diagram: Vertical lines for frets, horizontal bars for strings. Measure 22 has 6 bars, measure 23 has 6 bars, measure 24 has 6 bars, and measure 25 has 6 bars.

# XXIX

02.02.2019

Musical staff 1: Treble clef, key signature of two sharps (F# and C#), 8/8 time signature. The staff contains a melodic line and a bass line. Chord diagrams for Harm12 and Harm7 are shown above the staff.

Musical staff 2: Treble clef, key signature of two sharps (F# and C#), 8/8 time signature. The staff contains a melodic line and a bass line. Chord diagrams for Harm12, Harm7, and Harm5 are shown above the staff.

Musical staff 3: Treble clef, key signature of two sharps (F# and C#), 8/8 time signature. The staff contains a melodic line and a bass line. Chord diagrams for H12 and Harm5 are shown above the staff.

# XXIX

02.02.2019

0 (Harm12) (2) (2) (3) (2) Harm7 H5

T  
A  
B

6 Harm12 Harm7 Harm5 . . . . .

T  
A  
B

13 H12 Harm5

T  
A  
B

# XXX

03.02.2019

Musical staff 1, measures 1-7. Treble clef, 8/8 time signature. The staff contains a sequence of chords and melodic lines. Measure 1 starts with a bass line of two eighth notes (F2, C3) and a treble line of two eighth notes (G4, A4). Subsequent measures feature various chordal textures and melodic fragments, including a prominent F major chord in measure 6.

Musical staff 2, measures 8-13. Treble clef, 8/8 time signature. Measure 8 begins with a bass line of two eighth notes (F2, C3) and a treble line of two eighth notes (G4, A4). The staff continues with a series of chords and melodic lines, including a prominent F major chord in measure 10.

Musical staff 3, measures 14-18. Treble clef, 8/8 time signature. Measure 14 starts with a bass line of two eighth notes (F2, C3) and a treble line of two eighth notes (G4, A4). The staff contains a sequence of chords and melodic lines, including a prominent F major chord in measure 16.

Musical staff 4, measures 19-22. Treble clef, 8/8 time signature. Measure 19 starts with a bass line of two eighth notes (F2, C3) and a treble line of two eighth notes (G4, A4). The staff contains a sequence of chords and melodic lines, including a prominent F major chord in measure 20. The staff concludes with a double bar line in measure 22.

Harm12

H5

# XXX

03.02.2019

1 I I

1 3-1 1 1-3-4 1 3-3-4 3-1 1 4-4-3

3-3 4 4-3 4-3-1 3 2 3-4 4-4-3

0 1 1 3 1 1 1 2-1

Diagram showing fret positions and string plucking patterns for measures 1-8. Includes a capo (I) at the first fret.

9

0 6 6-5-3 5-3-2 3 3 2 2 2-0 0 0-2-3-5

2 8 7 5 5 4 4 0 4 4

4 6 5-5 1 1 4

3 0 2 3

0 0 0 0 0 0 0 0 0 0 0 0

Diagram showing fret positions and string plucking patterns for measures 9-15.

16

7-5-5 4-2 4-2 0 0 (Harm12) (H5) 0-2 4

8 4 5 4 2 2 (0) (0) (0) 0 0

9 0 3 (1) (0) 2 0

0 0 (0) 0

Diagram showing fret positions and string plucking patterns for measures 16-22. Includes natural harmonics (Harm12 and H5).

# XXXI

07.02.2019

Musical staff 1: Treble clef, key signature of two sharps (F# and C#), 8/8 time signature. The staff contains a sequence of notes and rests. A triplet of eighth notes is marked with a '3' below it. Another triplet of eighth notes is marked with a '3' below it. The staff ends with a double bar line.

Musical staff 2: Treble clef, key signature of two sharps (F# and C#), 8/8 time signature. The staff contains a sequence of notes and rests. A triplet of eighth notes is marked with a '3' below it. The staff ends with a double bar line.

Musical staff 3: Treble clef, key signature of two sharps (F# and C#), 8/8 time signature. The staff contains a sequence of notes and rests. A triplet of eighth notes is marked with a '3' below it. The staff ends with a double bar line.

Musical staff 4: Treble clef, key signature of two sharps (F# and C#), 8/8 time signature. The staff contains a sequence of notes and rests. A triplet of eighth notes is marked with a '3' below it. The staff ends with a double bar line.

Musical staff 5: Treble clef, key signature of two sharps (F# and C#), 8/8 time signature. The staff contains a sequence of notes and rests. A triplet of eighth notes is marked with a '3' below it. The staff ends with a double bar line.

Musical staff 6: Treble clef, key signature of two sharps (F# and C#), 8/8 time signature. The staff contains a sequence of notes and rests. A triplet of eighth notes is marked with a '3' below it. The staff ends with a double bar line.

# XXXI

07.02.2019

VII

Measure 1: 5-7, 8-8-7-5, 7-7-5, 3-3-2-0, 2-0, 0-0, 9-10-9-7-9, 7-7

Measure 2: 7-9-10-9-7, 0, 7-10-8-10, 7-5-8, 7-0-3, 2-2-3

Measure 3: 7-9, 8-8-9, 9, 0, 7, 2

Measure 4: 0-2, 0-2-3-2-0, 0, 2-3-3-2-0, 2-0, 0-0

Measure 5: 2-3, 3, 3-2-3, 3, 3, 0-3-2-3-2

Measure 6: 3-2-3, 0-2-3-2-0, 3-2, 2-7-5-3, 7-5-3-5, 7-7-0, 5-7-5-3-2, 3-2

Measure 7: 3-2-3, 3-2, 3, 8-7-5, 8-7-5-7, 8-8, 8, 8, 5-0

Measure 8: 2-3, 0, 0, 0, 0, 0, 0, 0, 0, 5, 0

Measure 9: 3-2-0, 2, 3-2-3, 3-2-3, 3, 0-2-3-2-0-2-0-2-3, 4-5-10, 10-9-0, 0

Measure 10: 2, 0, 1-0-1, 0, 0, 0, 0, 8

Measure 11: 0, 2, 3, 0, 0, 0, 0, 0, 0, 0, 0

Measure 12: 0, 0, 8, 9, 8, 9, 7

Measure 13: 0, 0, 9, 8, 7

Measure 14: 7, 7, 8, 9, 9, 7

Measure 15: 7, 7, 8, 9, 9, 7

Measure 16: 7, 7, 8, 9, 9, 7

Measure 17: 7, 7, 8, 9, 9, 7

Measure 18: 7, 7, 8, 9, 9, 7

Measure 19: 7, 7, 8, 9, 9, 7

Measure 20: 7, 7, 8, 9, 9, 7

Measure 21: 7, 7, 8, 9, 9, 7

Measure 22: 7, 7, 8, 9, 9, 7

Measure 23: 7, 7, 8, 9, 9, 7

Measure 24: 7, 7, 8, 9, 9, 7

Measure 25: 7, 7, 8, 9, 9, 7

Measure 26: 7, 7, 8, 9, 9, 7

Measure 27: 7, 7, 8, 9, 9, 7

Measure 28: 7, 7, 8, 9, 9, 7

Measure 29: 7, 7, 8, 9, 9, 7

Measure 30: 7, 7, 8, 9, 9, 7

Measure 31: 7, 7, 8, 9, 9, 7

Measure 32: 7, 7, 8, 9, 9, 7

Measure 33: 7, 7, 8, 9, 9, 7

Measure 34: 7, 7, 8, 9, 9, 7

Measure 35: 7, 7, 8, 9, 9, 7

Measure 36: 7, 7, 8, 9, 9, 7

Measure 37: 7, 7, 8, 9, 9, 7

Measure 38: 7, 7, 8, 9, 9, 7

Measure 39: 7, 7, 8, 9, 9, 7

Measure 40: 7, 7, 8, 9, 9, 7

Measure 41: 7, 7, 8, 9, 9, 7

Measure 42: 7, 7, 8, 9, 9, 7

Measure 43: 7, 7, 8, 9, 9, 7

Measure 44: 7, 7, 8, 9, 9, 7

Measure 45: 7, 7, 8, 9, 9, 7

Measure 46: 7, 7, 8, 9, 9, 7

Measure 47: 7, 7, 8, 9, 9, 7

Measure 48: 7, 7, 8, 9, 9, 7

Measure 49: 7, 7, 8, 9, 9, 7

Measure 50: 7, 7, 8, 9, 9, 7

Measure 51: 7, 7, 8, 9, 9, 7

Measure 52: 7, 7, 8, 9, 9, 7

Measure 53: 7, 7, 8, 9, 9, 7

Measure 54: 7, 7, 8, 9, 9, 7

Measure 55: 7, 7, 8, 9, 9, 7

Measure 56: 7, 7, 8, 9, 9, 7

Measure 57: 7, 7, 8, 9, 9, 7

Measure 58: 7, 7, 8, 9, 9, 7

Measure 59: 7, 7, 8, 9, 9, 7

Measure 60: 7, 7, 8, 9, 9, 7

Measure 61: 7, 7, 8, 9, 9, 7

Measure 62: 7, 7, 8, 9, 9, 7

Measure 63: 7, 7, 8, 9, 9, 7

Measure 64: 7, 7, 8, 9, 9, 7

Measure 65: 7, 7, 8, 9, 9, 7

Measure 66: 7, 7, 8, 9, 9, 7

Measure 67: 7, 7, 8, 9, 9, 7

Measure 68: 7, 7, 8, 9, 9, 7

Measure 69: 7, 7, 8, 9, 9, 7

Measure 70: 7, 7, 8, 9, 9, 7

Measure 71: 7, 7, 8, 9, 9, 7

Measure 72: 7, 7, 8, 9, 9, 7

Measure 73: 7, 7, 8, 9, 9, 7

Measure 74: 7, 7, 8, 9, 9, 7

Measure 75: 7, 7, 8, 9, 9, 7

Measure 76: 7, 7, 8, 9, 9, 7

Measure 77: 7, 7, 8, 9, 9, 7

Measure 78: 7, 7, 8, 9, 9, 7

Measure 79: 7, 7, 8, 9, 9, 7

Measure 80: 7, 7, 8, 9, 9, 7

Measure 81: 7, 7, 8, 9, 9, 7

Measure 82: 7, 7, 8, 9, 9, 7

Measure 83: 7, 7, 8, 9, 9, 7

Measure 84: 7, 7, 8, 9, 9, 7

Measure 85: 7, 7, 8, 9, 9, 7

Measure 86: 7, 7, 8, 9, 9, 7

Measure 87: 7, 7, 8, 9, 9, 7

Measure 88: 7, 7, 8, 9, 9, 7

Measure 89: 7, 7, 8, 9, 9, 7

Measure 90: 7, 7, 8, 9, 9, 7

Measure 91: 7, 7, 8, 9, 9, 7

Measure 92: 7, 7, 8, 9, 9, 7

Measure 93: 7, 7, 8, 9, 9, 7

Measure 94: 7, 7, 8, 9, 9, 7

Measure 95: 7, 7, 8, 9, 9, 7

Measure 96: 7, 7, 8, 9, 9, 7

Measure 97: 7, 7, 8, 9, 9, 7

Measure 98: 7, 7, 8, 9, 9, 7

Measure 99: 7, 7, 8, 9, 9, 7

Measure 100: 7, 7, 8, 9, 9, 7

# XXXII

08.02.2019

Musical staff 1: Treble clef, 8/8 time signature. The staff contains a sequence of notes and rests, including a whole note chord at the beginning and several eighth notes.

Musical staff 2: Treble clef, 8/8 time signature. The staff contains a sequence of notes and rests, including a whole note chord at the beginning and several eighth notes.

Musical staff 3: Treble clef, 8/8 time signature. The staff contains a sequence of notes and rests, including a whole note chord at the beginning and several eighth notes.

Musical staff 4: Treble clef, 8/8 time signature. The staff contains a sequence of notes and rests, including a whole note chord at the beginning and several eighth notes.

Musical staff 5: Treble clef, 8/8 time signature. The staff contains a sequence of notes and rests, including a whole note chord at the beginning and several eighth notes.



# XXXII

08.02.2019

0 0 0 0-1 1-0 0 0 0

TAB 1 6 8-6 6 3-5 5-3-1 3 3 6 8-6 0

3 8 7 0 0 0 0 0 0 0

2 0 0 4 0 7 8-7-8-10

8

2-0 3-2-0-2 2-3-0 3-0-2-0-0

TAB 0 3 3-2 3 2 3-2-3 3 2-0 0

0 0 0 0 0 0 3

2 2 1 2 4 2 0

12

0-2-3-0 0 0-2-3-3-2-3 0 2-0-2-3-2-3 0 3-0

TAB 2-3 0 0-2-3-3-2-3 2 0-2-3 2-3 0 3 0

0 0 1 0 0 0 0

3 2 2 2 2 2

14

2 2-3 0-2-0 0 0 0 1 0 0

TAB 0 0 0-3-2-3-2-3 3-2-3 3 6 3 1 6 6

0 0 0 3-2-3 3 3 3 3 8-8

2 2 3 0 1 0 2 7

18

0 0 0 1 0

TAB 3 0 3 0 1

0 0 0 0 0

# XXXIII

08.02.2019

Musical staff 1: Treble clef, key signature of two sharps (F# and C#), 8/8 time signature. The staff contains a sequence of chords and melodic lines, including a prominent eighth-note pattern in the right hand.

Musical staff 2: Treble clef, key signature of two sharps, 8/8 time signature. Continuation of the musical piece with various rhythmic patterns and chord changes.

Musical staff 3: Treble clef, key signature of two sharps, 8/8 time signature. Labeled "Harm12" above the staff. Features a complex texture with multiple voices and a prominent bass line.

Musical staff 4: Treble clef, key signature of two sharps, 8/8 time signature. Continuation of the piece, ending with a 2/4 time signature change in the final measure.

Musical staff 5: Treble clef, key signature of two sharps, 8/8 time signature. The staff shows a few notes followed by a double bar line, indicating the end of the piece.

# XXXIII

08.02.2019

2-0-2 3-2-3 2 0-2-3 0 0-3 2-2-5-3-2-2-3-7-5 8-7

TAB

4 (Harm12)

7-8-8-7-8-10 2-0 3-2-3-2-0 0-2-3 0 0-2 2-2-0 (2)-(2)-(0)

TAB

8-7 0 0 3 1 0 0 1 1 (0)

0 2-2-3-2 1 2-0

9

(0)(2) 2-0-2 2-3 2 0 0-2 2 1-2-2

TAB

(3) 3 3 2-3 2 2-3 3-3-2 2 0

5 3 3 3 3-5-3 3 1-0-1-5

3 2 3

15 V

5-7-7-5 2-0-2 3-2-3 2 0 0-2-3 0 2

TAB

5 3 3 3 1-0-1-3-5 3 3

6 0 3 3 0

# XXXIV

09.02.2019

Musical staff 1, measures 1-7. The staff is in treble clef with a key signature of three sharps (F#, C#, G#) and a common time signature (C). It features a complex melodic line with various rhythmic values and rests, accompanied by a bass line with chords and single notes.

Musical staff 2, measures 8-12. The staff continues the piece with a melodic line that includes a flat (Bb) and a key signature change to two sharps (F#, C#). The bass line continues with chords and single notes.

Musical staff 3, measures 13-18. The staff continues the piece with a melodic line that includes a flat (Bb) and a key signature change to one sharp (F#). The bass line continues with chords and single notes.

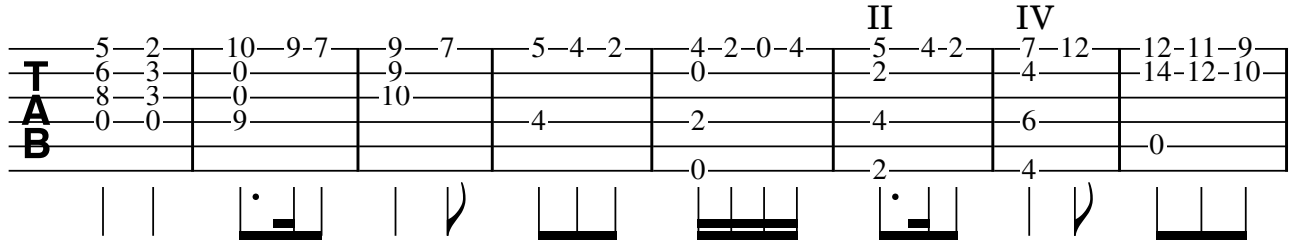
Musical staff 4, measures 19-25. The staff continues the piece with a melodic line that includes a flat (Bb) and a key signature change to one sharp (F#). The bass line continues with chords and single notes. A rehearsal mark "H12" is placed above the staff at measure 19.

Musical staff 5, measures 26-27. The staff continues the piece with a melodic line that includes a flat (Bb) and a key signature change to one sharp (F#). The bass line continues with chords and single notes. The piece ends with a double bar line.

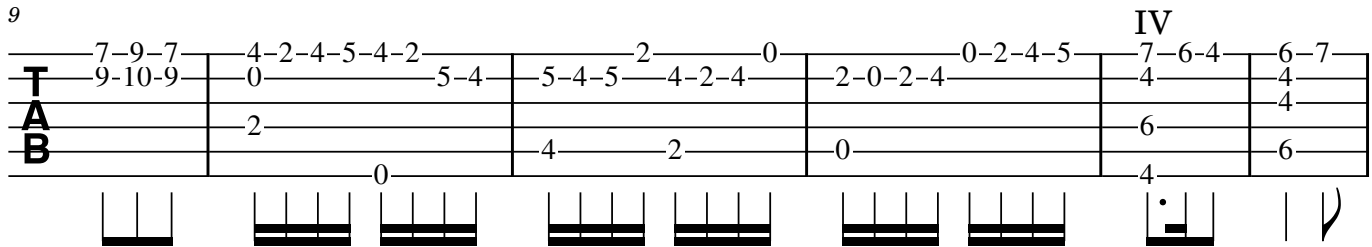
# XXXIV

09.02.2019

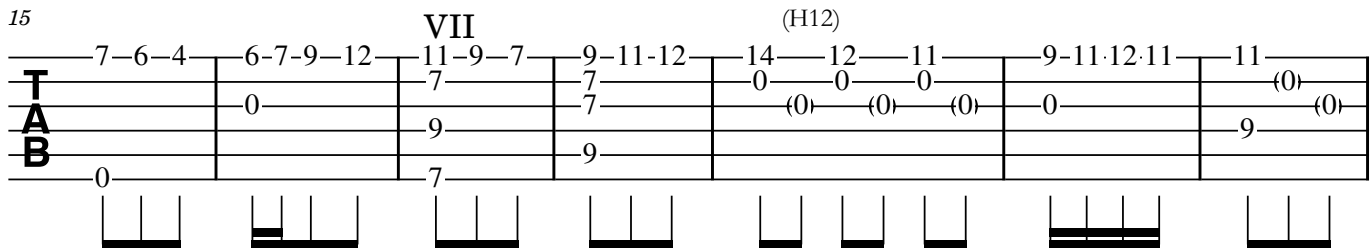
5-2 10-9-7 9-7 5-4-2 4-2-0-4 II 5-4-2 IV 7-12 12-11-9  
TAB 6-3 0 9 4 0 2 4 6 14-12-10  
8-3 0 -10 4 2 4 6  
0-0 9 4 2 4 6 0



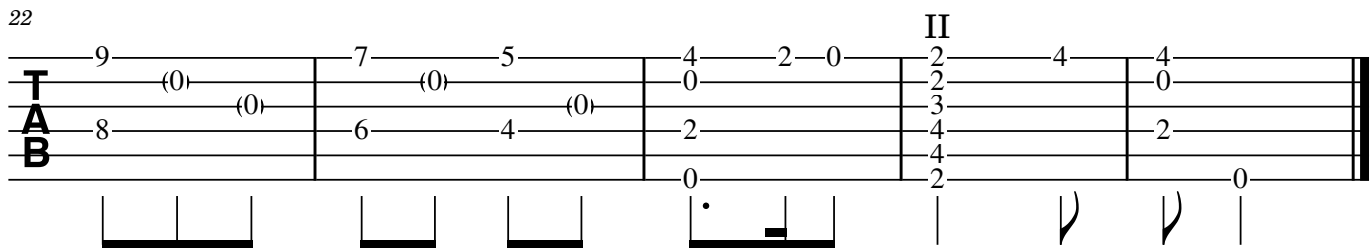
9 7-9-7 4-2-4-5-4-2 2 0 0-2-4-5 IV 7-6-4 6-7  
TAB 9-10-9 0 5-4 5-4-5 4-2-4 2-0-2-4 4 4 4  
2 4 2 0 6 4 6  
0 4 2 0 4 6



15 7-6-4 6-7-9-12 VII 9-11-12 (H12) 14-12-11 9-11-12-11 11  
TAB 0 7 7 7 0 0 0 0 9 (0) (0)  
9 7 9 7 0 0 0 0 9 (0) (0)  
0 7 9 9



22 9 (0) 7 (0) 5 (0) 4-2-0 II 2-4 4  
TAB (0) (0) (0) (0) 0 2 2 4 0  
8 6 4 2 3 4 2  
0 2 4 4 2 0



# XXXV

15.02.2019

Musical staff 1: Treble clef, key signature of three sharps (F#, C#, G#), 8/8 time signature. Chords H12, H5, and H7 are indicated above the staff.

Musical staff 2: Treble clef, key signature of three sharps (F#, C#, G#), 8/8 time signature. Chord H12 is indicated above the staff.

Musical staff 3: Treble clef, key signature of three sharps (F#, C#, G#), 8/8 time signature. Chord H12 is indicated above the staff.

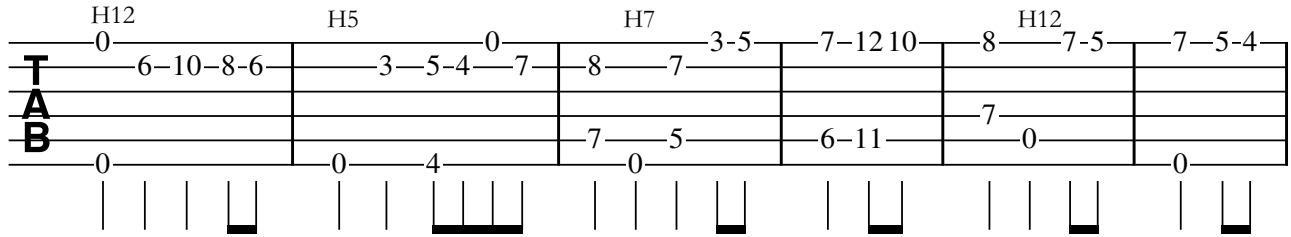
Musical staff 4: Treble clef, key signature of three sharps (F#, C#, G#), 8/8 time signature. Chord H7 is indicated above the staff.

Musical staff 5: Treble clef, key signature of three sharps (F#, C#, G#), 8/8 time signature. Chords H12 and H12 are indicated above the staff.

# XXXV

15.02.2019

H12 H5 H7 H12

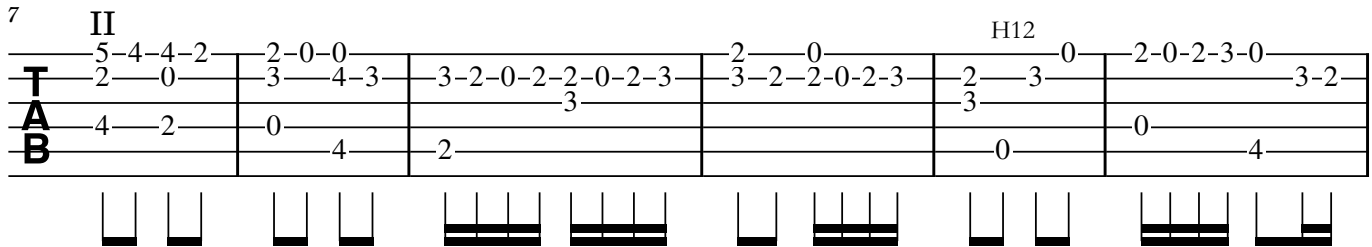


0 6-10-8-6 | 3-5-4-7 | 8-7-3-5 | 7-12-10 | 8-7-5 | 7-5-4

0 | 0 4 | 7 5 | 6-11 | 7 0 | 0

Diagram showing guitar TAB notation for measures 1-6. The top staff (T) contains fret numbers and chord names (H12, H5, H7, H12). The middle staff (A) contains fret numbers. The bottom staff (B) contains fret numbers. Vertical lines below the staff indicate string plucking patterns.

7 II H12



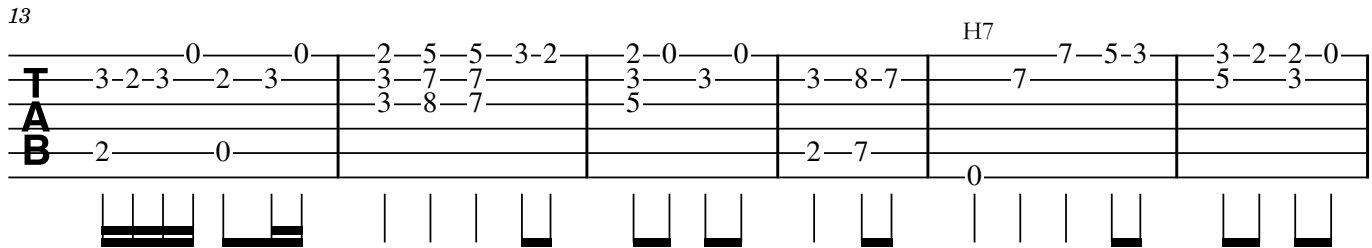
5-4-4-2 | 2-0-0 | 3-2-0-2-2-0-2-3 | 2-0 | 2-3-0 | 2-0-2-3-0

2-0 | 3-4-3 | 3-2-0-2-2-0-2-3 | 3-2-2-0-2-3 | 2-3 | 3-2

4-2 | 0 | 3 | 3 | 0 | 4

Diagram showing guitar TAB notation for measures 7-12. The top staff (T) contains fret numbers and chord names (II, H12). The middle staff (A) contains fret numbers. The bottom staff (B) contains fret numbers. Vertical lines below the staff indicate string plucking patterns.

13 H7



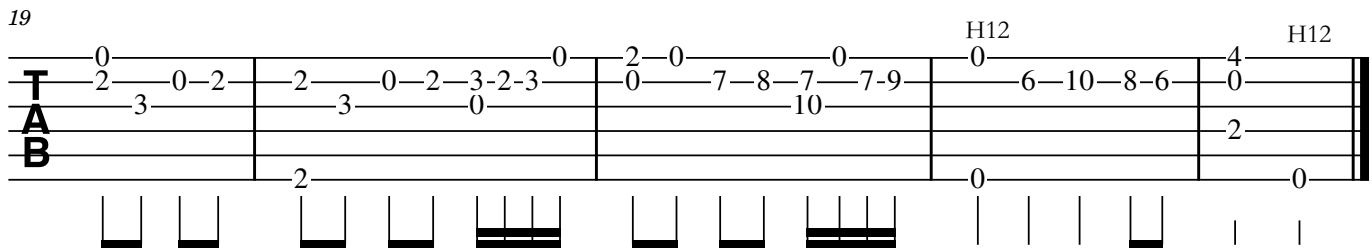
0-0 | 2-5-5-3-2 | 2-0-0 | 7-5-3 | 3-2-2-0

3-2-3-2-3 | 3-7-7 | 3-3 | 3-8-7 | 7 | 5-3

2-0 | 3-8-7 | 5 | 2-7 | 0

Diagram showing guitar TAB notation for measures 13-18. The top staff (T) contains fret numbers and chord names (H7). The middle staff (A) contains fret numbers. The bottom staff (B) contains fret numbers. Vertical lines below the staff indicate string plucking patterns.

19 H12 H12



0-0-2 | 2-0-2-3-2-3 | 2-0-0 | 7-8-7-7-9 | 0-6-10-8-6 | 4-0

3 | 3-0 | 0-10 | 10 | 2

2 | 0 | 0

Diagram showing guitar TAB notation for measures 19-24. The top staff (T) contains fret numbers and chord names (H12, H12). The middle staff (A) contains fret numbers. The bottom staff (B) contains fret numbers. Vertical lines below the staff indicate string plucking patterns.

# XXXVI

16.02.2019





# XXXVI

16.02.2019

VII

T  
A  
B

8

T  
A  
B

# XXXVII

18.02.2019



# XXXVII

18.02.2019

**T**  
**A**  
**B**

7-7-7-5 | 3-2-0 | 2-7-8-7-5 | 7-8-7-5 | 7-0 | 10-9  
0 | 6-6 | 2 | 1-6 | 8-8 | 8-10-8 | 0  
6-6 | 0 | 1-6 | 0

7

**T**  
**A**  
**B**

7-5-7-5 | 3 | 3-2-0-2-0 | 4-0 | 0-2-3 | 0-2-0 | 2  
5-4 | 2 | 2 | 3 | 4 | 4 | 3 | 0  
2 | 2 | 3

# XXXVIII

22.02.2019

Musical staff 1: Treble clef, key signature of two sharps (F# and C#), 8/8 time signature. The staff contains a sequence of chords and melodic lines. It begins with a treble clef, a key signature of two sharps (F# and C#), and an 8/8 time signature. The music consists of a series of chords and melodic lines, including a sequence of eighth notes in the upper voice.

Musical staff 2: Treble clef, key signature of two sharps (F# and C#), 8/8 time signature. The staff contains a sequence of chords and melodic lines. It begins with a treble clef, a key signature of two sharps (F# and C#), and an 8/8 time signature. The music consists of a series of chords and melodic lines, including a sequence of eighth notes in the upper voice.

Musical staff 3: Treble clef, key signature of two sharps (F# and C#), 8/8 time signature. The staff contains a sequence of chords and melodic lines. It begins with a treble clef, a key signature of two sharps (F# and C#), and an 8/8 time signature. The music consists of a series of chords and melodic lines, including a sequence of eighth notes in the upper voice.

Musical staff 4: Treble clef, key signature of two sharps (F# and C#), 8/8 time signature. The staff contains a sequence of chords and melodic lines. It begins with a treble clef, a key signature of two sharps (F# and C#), and an 8/8 time signature. The music consists of a series of chords and melodic lines, including a sequence of eighth notes in the upper voice and two triplet markings (3) over eighth notes.

Musical staff 5: Treble clef, key signature of two sharps (F# and C#), 8/8 time signature. The staff contains a sequence of chords and melodic lines. It begins with a treble clef, a key signature of two sharps (F# and C#), and an 8/8 time signature. The music consists of a series of chords and melodic lines, including a sequence of eighth notes in the upper voice.

# XXXVIII

22.02.2019

7-7-5 3-2 0

TAB notation for measures 1-3. Measure 1: Treble clef, notes 0-0, 3-3, 2-0. Bass clef, notes 2, 3. Measure 2: Treble clef, notes 0-3, 0-0. Bass clef, notes 2, 2. Measure 3: Treble clef, notes 7-7-5, 3-2. Bass clef, notes 7, 7. Fingering: 1, 3, 1, 0, 5, 7, 7, 11, 0.

8

7-5-3-2 2-0-0 2-0-2 2-0

TAB notation for measures 4-6. Measure 4: Treble clef, notes 7-5-3-2, 2-0. Bass clef, notes 2, 2. Measure 5: Treble clef, notes 8-7-5-3, 3-0. Bass clef, notes 2, 2. Measure 6: Treble clef, notes 3-0-2, 2-0. Bass clef, notes 2, 2. Fingering: 3, 2, 3, 1, 0, 3, 2, 3, 3, 3, 2.

12 ♩ = ♩.

0-2-0 0-0-2 2-0-7-5-3

TAB notation for measures 7-9. Measure 7: Treble clef, notes 3-2-0-2-3, 0-2. Bass clef, notes 2, 2. Measure 8: Treble clef, notes 3-3-3-2-0, 0-2-3-2-3. Bass clef, notes 2, 0. Measure 9: Treble clef, notes 3-0-2, 2-0-7-5-3. Bass clef, notes 0, 3. Fingering: 1, 0, 0, 3, 3, 3, 3, 3, 3, 8, 7, 5.

15 ♩ = ♩

2-0-0 2-2-0-2-3 5-3-2 2-0-0 0-2 2

TAB notation for measures 10-14. Measure 10: Treble clef, notes 2-0-0, 2-2-0-2-3. Bass clef, notes 0, 4. Measure 11: Treble clef, notes 3-2-3-2, 3-0. Bass clef, notes 4, 2. Measure 12: Treble clef, notes 3-3, 3-0. Bass clef, notes 0, 4. Measure 13: Treble clef, notes 3-3, 2-0-0. Bass clef, notes 2, 3. Measure 14: Treble clef, notes 3-5, 0-2. Bass clef, notes 0, 2. Fingering: 3, 5, 0, 0, 3, 0, 0, 3, 0, 0, 3, 2, 2, 3, 10.

22

7-0-0-7

TAB notation for measure 15. Treble clef, notes 7, 0, 0. Bass clef, notes 7.

# XXXIX

23.02.2019

6=D 8

3 8

6 8

10 8 H7 Harm12 H5

16 8 Harm12

19 8 Harm7 H5

# XXXIX

23.02.2019

TAB

2-3-2-3-2-3-2-3-2-0 3-0  
3  
0

6=D

3

TAB

2-0-2-0-0-2-0-0 2-3-5-10-9-7 5-3-2 2  
3 0-2-3 3-3 3-2-3 3-5-7-12-10-8 7-5-4 5  
3 3 1 3-2-3 8-6-5 4

7

TAB

2-0 2-3-2-3-2-3-2-0-0 0-1-0-1-0-1-0-1-0 2 H7  
3-2-3 3 3-2-3 3 3-2-3  
3 1 0 0 0 0 0 0

11

TAB

0-2-2-3-2 2-0 (Harm12) (H5) 0-2-3-3-2  
3-2-3-5 7-10-10-10-10-12-13 13-12 6-5-3 2  
5-7 11-10 (0) (0) (0) 2

17

TAB

2-7-7-7-5-3-2-0-3 Harm12... 2-3-2-3-2-3-2-0-0  
0-0-0-0-4-2 3 3 3  
1-5-5-5-3-1 3 0 0 0 0

20

TAB

2-7-5 Harm7... H5  
3-8-6 0-0  
3-8-6 0-0

# XL

26.02.2019





# XL

26.02.2019

**T**  
**A**  
**B**

7—5—4 | 7—5—4 | 4—2—4—2—0—2 | 4—5—7 | 2—4—5 | 7 | 10—9 | 10—9—7

6 | 6 | 0 | 2 | 0 | 9

0 | 0 | 2 | 0 | 9

8

**T**  
**A**  
**B**

7—9—10 | 7—9—10—9—7 | 10—9—7 | 10—9—7—5—4—2—4—2—4 | 0 | 0

0 | 9—7—6—4—2 | 2 | 4

0 | 0 | 2 | 0 | 0

# XLI

27.02.2019

Musical notation for the first system, measures 1-5. The piece is in treble clef with a key signature of three sharps (F#, C#, G#) and a common time signature (C). The notation includes a treble staff and a bass staff. The melody in the treble staff consists of quarter and eighth notes, while the bass staff provides a harmonic accompaniment with chords and single notes.

6

Musical notation for the second system, measures 6-10. The notation continues from the first system, featuring a treble staff with a melodic line and a bass staff with accompaniment. The melody includes eighth-note patterns and quarter notes.

10

Musical notation for the third system, measures 11-15. The notation continues from the second system. Measures 11-13 show a more active melodic line with eighth notes, while measures 14-15 feature a more static accompaniment with chords.

16

Musical notation for the fourth system, measure 16. The notation concludes with a final chord in the treble staff, marked with a double bar line. The bass staff also shows a final chord.

# XLI

27.02.2019

II

TAB

6

TAB

10

TAB

II III


16

TAB

# XLII


04.03.2019

6=D



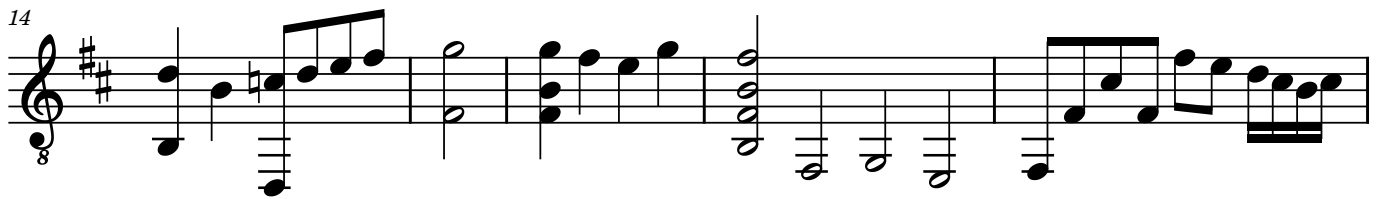
Musical notation for measures 1-7. The piece is in D major (two sharps) and 6/8 time. The notation is on a single staff with a treble clef. Measure 1 starts with a treble clef, a key signature of two sharps (F# and C#), and a common time signature of 8. The melody begins with a quarter note D4, followed by quarter notes E4, F#4, G4, A4, B4, C5, and D5. The bass line consists of a whole note chord of D4, F#4, and A4. Measures 2-7 continue the melody and bass line with various rhythmic patterns and chord changes.

8




Musical notation for measures 8-13. The notation continues on the same staff. Measure 8 starts with a treble clef, a key signature of two sharps, and a common time signature of 8. The melody begins with a quarter note D4, followed by quarter notes E4, F#4, G4, A4, B4, C5, and D5. The bass line consists of a whole note chord of D4, F#4, and A4. Measures 9-13 continue the melody and bass line with various rhythmic patterns and chord changes.

14



Musical notation for measures 14-18. The notation continues on the same staff. Measure 14 starts with a treble clef, a key signature of two sharps, and a common time signature of 8. The melody begins with a quarter note D4, followed by quarter notes E4, F#4, G4, A4, B4, C5, and D5. The bass line consists of a whole note chord of D4, F#4, and A4. Measures 15-18 continue the melody and bass line with various rhythmic patterns and chord changes.

19



Musical notation for measures 19-20. The notation continues on the same staff. Measure 19 starts with a treble clef, a key signature of two sharps, and a common time signature of 8. The melody begins with a quarter note D4, followed by quarter notes E4, F#4, G4, A4, B4, C5, and D5. The bass line consists of a whole note chord of D4, F#4, and A4. Measure 20 ends with a double bar line.

# XLII

04.03.2019

6=D

6=D

TAB notation for measures 1-7. Measure 1: 2-2-0, 3-3, 3-4, 0. Measure 2: 2-0, 2, 3, 0. Measure 3: 2-0, 2, 3, 0. Measure 4: 2-0, 2, 3, 0. Measure 5: 2-2-0, 3, 3, 0. Measure 6: 2-3, 0, 0. Measure 7: 7-5-7, 6.

8

II

TAB notation for measures 8-14. Measure 8: 7-8-7, 8, 7. Measure 9: 8-7-5-8, 7, 5, 8. Measure 10: 7-5-7, 5, 8. Measure 11: 3, 3-6-5-3, 1-3, 0-1. Measure 12: 3, 5-6, 2. Measure 13: 3-5, 2, 0. Measure 14: 2, 0.

15

TAB notation for measures 15-18. Measure 15: 3, 0, 4. Measure 16: 3-2-0-3, 2, 0, 0, 0, 2. Measure 17: 2-0, 0, 0, 0, 3-2-0-2, 0, 0, 5. Measure 18: 7, 0, 0, 5.

# XLIII

04.03.2019

Musical notation for measures 1-4. The key signature is two sharps (F# and C#). Measure 1 starts with a treble clef and a bass clef, with a '8' below the bass clef. Chords are labeled: Harm7, H5, H7, and Harm12. Measure 2 has Harm7, H5, and H7. Measure 3 has Harm12. Measure 4 has Harm5 . . . . and H7.

Musical notation for measures 5-8. Measure 5 starts with a treble clef and a bass clef, with a '5' above the treble clef and an '8' below the bass clef. A 'Harm12' label is positioned above measure 8. The notation includes various rhythmic patterns and accidentals.

Musical notation for measures 9-12. Measure 9 starts with a treble clef and a bass clef, with an '8' below the bass clef. A 'Harm12' label is positioned above measure 10. The notation includes various rhythmic patterns and accidentals.

# XLIII

04.03.2019

Harm7 H5 H7 (Harm12) Harm5 . . . . . H7 Harm5 . . .

A five-measure guitar TAB. Measure 1: Harm7 H5 H7, notes 0-0-0-0. Measure 2: (Harm12), notes (0) (2) (0) (2)(3). Measure 3: Harm5 . . . . ., notes (2) 2-0 3-2, with a 0 on the 4th string. Measure 4: H7 Harm5 . . ., notes 0-2 0-2 2-2-0. Measure 5: notes 3 3-2-3-2-3 0 on the 1st string, and 2 3 on the 2nd string. Vertical bar lines and fret markers are present below the strings.



6

(Harm12)

A five-measure guitar TAB. Measure 6: notes 2-3-2 2-0 2-0. Measure 7: (Harm12), notes (0) (3)(1) (0) (2). Measure 8: notes 0 3-2 0 3 0. Measure 9: notes (2) (3) (2) (0). Measure 10: notes 2 0 0 2. Vertical bar lines and fret markers are present below the strings.

# XLIV

05.03.2019





# XLIV

05.03.2019

TAB notation for guitar, measures 1-7. The notation consists of six lines representing strings, with numbers indicating fret positions. The letters T, A, and B are written vertically on the left side of the first three lines. The fret numbers are: Measure 1: 10-10, 0, 9; Measure 2: 12-12, 0, 11; Measure 3: 14-12, 0, 13; Measure 4: 3, 2, 0, 0; Measure 5: 2, 0, 3-2-3, 1; Measure 6: 0, 3-2-0, 3; Measure 7: 0, 2-3-2-3, 3. Below the lines are rhythmic symbols: a vertical line with a dot and a slur for the first two measures, and vertical lines with stems for the remaining measures.

8

TAB notation for guitar, measures 8-10. The notation consists of six lines representing strings, with numbers indicating fret positions. The letters T, A, and B are written vertically on the left side of the first three lines. The fret numbers are: Measure 8: 5, 3, 2, 3, 2, 0, 0; Measure 9: 14, 15, 14, 12, 14, 0, 0, 7; Measure 10: 14, 0, 0, 13. Below the lines are rhythmic symbols: vertical lines with stems for measures 8 and 9, and a vertical line for measure 10. There are also two triplets (3) under the stems in measures 8 and 9.

# XLV

06.03.2019

8

7

8

14

8

18

8

26

8

34

8

42

8

H12

H7

H5

H7

H5

H3

Harm5

# XLV

06.03.2019

8

VII

0 2-0 0 2 5-7-9-10 10-9-7 9-7-6 7-9-10

TAB 0 3 3 7-5 7-7-8 0 0 0 7-7

1 3 3 8-8-10 0 0 8 8

2 0 9 8 9 9

3 0 7

15

10-9-7 7 5-3-2 3-2-0 2 0 0-2 0-2-3 0 0-2-3 0-2

TAB 7 8-10-8 3 0 0 0 3-2-0 0-2-3 0-2-3 2-3

8 0 0 1 0 0 3-1 0 0 0

9 4 2 1 2 0 0 0

7 0 2 3 0

0 0 2 3 0

22

2-0 0 3-2 3-2-0 0-2 0 7-8-7-5 7 0 2-0 0

TAB 3 3 3-2 0 0 0 0 0 0 3 3

3 0 4 0 0 6 1 3

0 2 0 2 0 0 2 0

31

V

2-2-0 2-0-2-3 3 0-2-3 2 2-0 0-2 4-2-0 2-0-2 9-7-5

TAB 3 3 1 1 0 4 4 0 0 0 5

3 0 2 2 0 0 0 0 0 7

0 2 2 2 0 0 2 2 5

41

II

7 5-4-2 4-2 2-0 0-2 0-2-3 5-3 3-2

TAB 5 2 2 6 3 3 3-2-0 2-3-2 3 0 3 2

5 4 2 0 3 0 0 0 0 4 2

7 2 4 2 2 2 2 2 4 0

41

H12 H7 H5 H7 H5 H3 Harm5...

2 0 0 0 0 0 1 1 0 2

TAB 3 0 1 3 3 3 3 3 3

3 1 2 3 3 3 3 3 3

0 2 2 2 0 0 0 0 0

0 0 0 0 0 0 0 0 0

# XLVI

07.03.2019

Musical notation for measures 1-4. The piece is in treble clef with a key signature of three sharps (F#, C#, G#) and a common time signature (C). The notation includes a treble staff and a bass staff. Measure 1 starts with a treble staff chord of F#, C#, G# and a bass staff chord of F, C, G. The melody in the treble staff consists of quarter notes: F#4, A4, B4, C5, B4, A4, G4, F#4. The bass line consists of quarter notes: F3, C3, G2, F3, C3, G2, F3, C3.

Musical notation for measures 5-8. The notation continues from the previous system. Measure 5 starts with a treble staff chord of F#, C#, G# and a bass staff chord of F, C, G. The melody in the treble staff consists of quarter notes: F#4, A4, B4, C5, B4, A4, G4, F#4. The bass line consists of quarter notes: F3, C3, G2, F3, C3, G2, F3, C3.

Musical notation for measures 9-13. The notation continues from the previous system. Measure 9 starts with a treble staff chord of F#, C#, G# and a bass staff chord of F, C, G. The melody in the treble staff consists of quarter notes: F#4, A4, B4, C5, B4, A4, G4, F#4. The bass line consists of quarter notes: F3, C3, G2, F3, C3, G2, F3, C3. Measure 10 has a treble staff chord of F#, C#, G# and a bass staff chord of F, C, G. The melody in the treble staff consists of quarter notes: F#4, A4, B4, C5, B4, A4, G4, F#4. The bass line consists of quarter notes: F3, C3, G2, F3, C3, G2, F3, C3. Measure 11 has a treble staff chord of F#, C#, G# and a bass staff chord of F, C, G. The melody in the treble staff consists of quarter notes: F#4, A4, B4, C5, B4, A4, G4, F#4. The bass line consists of quarter notes: F3, C3, G2, F3, C3, G2, F3, C3. Measure 12 has a treble staff chord of F#, C#, G# and a bass staff chord of F, C, G. The melody in the treble staff consists of quarter notes: F#4, A4, B4, C5, B4, A4, G4, F#4. The bass line consists of quarter notes: F3, C3, G2, F3, C3, G2, F3, C3. Measure 13 has a treble staff chord of F#, C#, G# and a bass staff chord of F, C, G. The melody in the treble staff consists of quarter notes: F#4, A4, B4, C5, B4, A4, G4, F#4. The bass line consists of quarter notes: F3, C3, G2, F3, C3, G2, F3, C3.

Musical notation for measures 14-17. The notation continues from the previous system. Measure 14 has a treble staff chord of F#, C#, G# and a bass staff chord of F, C, G. The melody in the treble staff consists of quarter notes: F#4, A4, B4, C5, B4, A4, G4, F#4. The bass line consists of quarter notes: F3, C3, G2, F3, C3, G2, F3, C3. Measure 15 has a treble staff chord of F#, C#, G# and a bass staff chord of F, C, G. The melody in the treble staff consists of quarter notes: F#4, A4, B4, C5, B4, A4, G4, F#4. The bass line consists of quarter notes: F3, C3, G2, F3, C3, G2, F3, C3. Measure 16 has a treble staff chord of F#, C#, G# and a bass staff chord of F, C, G. The melody in the treble staff consists of quarter notes: F#4, A4, B4, C5, B4, A4, G4, F#4. The bass line consists of quarter notes: F3, C3, G2, F3, C3, G2, F3, C3. Measure 17 has a treble staff chord of F#, C#, G# and a bass staff chord of F, C, G. The melody in the treble staff consists of quarter notes: F#4, A4, B4, C5, B4, A4, G4, F#4. The bass line consists of quarter notes: F3, C3, G2, F3, C3, G2, F3, C3.

# XLVI

07.03.2019

7

7-7-7-5-3 | 2-0-0 | 0-7-7-7-5-3 | 2-0 | 5-5-4-2-4 | 5-10-9 | 9-10-7

0 | 0-4 | 0 | 5 | 5-4-2-4 | 5-10-9 | 9-10-7

5 | 6 | 0 | 5 | 5 | 4-9 | 8-9

0 | 0 | 0 | 0 | 0 | 0 | 0

Diagram showing fret positions and string numbers for measures 1-6. Includes a natural sign above the first measure.

7

9-10-9-7 | 10-9-7 | 7-3-2 | 2-3-5-3-2 | 0-2-3 | 0-2-3

10 | 0 | 0 | 3-5-3-2 | 5-4-5 | 0

8-9 | 9 | 0 | 5-4-5 | 0

9 | 2 | 2 | 2 | 3 | 3

Diagram showing fret positions and string numbers for measures 7-11. Includes a Roman numeral II above measure 10.

12

2-2-2-0-0 | 0-0-7 | 7-7-7-5-3-2-0-0 | 0-0-2-4 | 0-0-2-4

3-3-3 | 3 | 0 | 0 | 0 | 0 | 4-2-4 | 0-0-2-4

0 | 3 | 0 | 0 | 5 | 6 | 0 | 2-2-2-2-2-2

3 | 2 | 7 | 0 | 0 | 0 | 0 | 0

Diagram showing fret positions and string numbers for measures 12-16. Ends with a double bar line.

# XLVII

08.03.2019

Musical staff 1: Treble clef, key signature of two sharps (F# and C#), 8/8 time signature. The staff contains a sequence of notes and rests, including a triplet of eighth notes in the final measure.

Musical staff 2: Treble clef, key signature of two sharps, 8/8 time signature. Measure 7 is indicated. The staff features a complex rhythmic pattern with triplets and a double bar line.

Musical staff 3: Treble clef, key signature of two sharps, 8/8 time signature. Measure 13 is indicated. The staff contains several triplet markings over eighth notes.

Musical staff 4: Treble clef, key signature of two sharps, 8/8 time signature. Measure 18 is indicated. The staff includes a double bar line with a repeat sign and a key signature change to one sharp (F#).

Musical staff 5: Treble clef, key signature of two sharps, 8/8 time signature. Measure 22 is indicated. The staff concludes with a double bar line and a key signature change to one sharp (F#).

# XLVII

08.03.2019

7

V

TAB

8

VII

II

TAB

3 3

14

TAB

3 3 3 3 3 3

19

VII

TAB

# XLVIII

15.03.2019

8

3

8

6

8

9

8

12

8

15

8

17

8



2

20

Musical notation for a piano exercise, measure 20. The notation is written on a single staff in treble clef with a key signature of two sharps (F# and C#). The measure contains a complex rhythmic pattern with many beamed notes. The notes are organized into several groups: a group of four eighth notes (F#4, C#5, F#5, C#6), a group of four eighth notes (C#5, F#5, C#6, F#6), a group of four eighth notes (F#5, C#6, F#6, C#7), a group of four eighth notes (C#6, F#6, C#7, F#7), a group of four eighth notes (F#6, C#7, F#7, C#8), a group of four eighth notes (C#7, F#7, C#8, F#8), a group of four eighth notes (F#7, C#8, F#8, C#9), a group of four eighth notes (C#8, F#8, C#9, F#9), a group of four eighth notes (F#8, C#9, F#9, C#10), and a final group of four eighth notes (C#9, F#9, C#10, F#10). The measure ends with a double bar line.

# XLVIII

15.03.2019

3

3

2 2 2 0 3 2 3 0 2 3 2 0 2 0 2 3

0 0 0 2 3 2 3 1 0

2 2

Diagram: A guitar tablature system with three staves. The top staff contains a sequence of fret numbers: 2, 2, 2, 0, 3, 2, 3, 0, 2, 3, 2, 0, 2, 0, 2, 3. The middle staff contains: 0, 0, 0, 2, 3, 2, 3, 1, 0. The bottom staff contains: 2, 2. Below the staves are vertical tick marks and horizontal bars representing fretted notes.

3

3

2 0 0 0 2 0 0 2 3 2 0 2 0 3 2 0 2 0

2 3 2 3 2 3 0 3 2 3 3 2 3 0 1 2 0 0

2 3 2 2 0 10 9 6

Diagram: A guitar tablature system with three staves. The top staff contains: 2, 0, 0, 0, 2, 0, 0, 2, 3, 2, 0, 2, 0, 3, 2, 0, 2, 0. The middle staff contains: 2, 3, 2, 3, 2, 3, 0, 3, 2, 3, 3, 2, 3, 0, 1, 2, 0, 0. The bottom staff contains: 2, 3, 2, 2, 0, 10, 9, 6. Below the staves are vertical tick marks and horizontal bars representing fretted notes.

6

6

0 2 3 0 2 0 2 0 3 0 2 0 3 0 2 0 3 0

2 3 0 0 2 0 3 0 2 0 3 0 2 0 3 0

2 3

Diagram: A guitar tablature system with three staves. The top staff contains: 0, 2, 3, 0, 2, 0, 2, 0, 3, 0, 2, 0, 3, 0, 2, 0, 3, 0. The middle staff contains: 2, 3, 0, 0, 2, 0, 3, 0, 2, 0, 3, 0, 2, 0, 3, 0. The bottom staff contains: 2, 3. Below the staves are vertical tick marks and horizontal bars representing fretted notes.

9

9

3 2 3 2 0 2 2 0 0 0 2 2 0 3 2 3 2 3 0 0 2 3 0 2 3 2 0 0

1 3 3 1 3 0 3 2 3 2 3 0 0 2 3 2 3 3

2 3 0

Diagram: A guitar tablature system with three staves. The top staff contains: 3, 2, 3, 2, 0, 2, 2, 0, 0, 0, 2, 2, 0, 3, 2, 3, 2, 3, 0, 0, 2, 3, 0, 2, 3, 2, 0, 0. The middle staff contains: 1, 3, 3, 1, 3, 0, 3, 2, 3, 2, 3, 0, 0, 2, 3, 2, 3, 3. The bottom staff contains: 2, 3, 0. Below the staves are vertical tick marks and horizontal bars representing fretted notes.

12

12

2 2 2 0 0 3 2 3 2 0 2 0 2 3 0 2 3 0 2 3 0 2 3 1 3 0 2

0 3 0 3 0 3 0 3 4 2

3 2

Diagram: A guitar tablature system with three staves. The top staff contains: 2, 2, 2, 0, 0, 3, 2, 3, 2, 0, 2, 0, 2, 3, 0, 2, 3, 0, 2, 3, 0, 2, 3, 1, 3, 0, 2. The middle staff contains: 0, 3, 0, 3, 0, 3, 0, 3, 4, 2. The bottom staff contains: 3, 2. Below the staves are vertical tick marks and horizontal bars representing fretted notes.

15

15

0 2 3 2 3 0 2 0 0 2 3 0 2 3 0 2 3 0 2 3 0 2 3 1 3 0 2 1 3 0 2 3

0 3 3 1 3 0 1 3 1

2 2

Diagram: A guitar tablature system with three staves. The top staff contains: 0, 2, 3, 2, 3, 0, 2, 0, 0, 2, 3, 0, 2, 3, 0, 2, 3, 0, 2, 3, 0, 2, 3, 1, 3, 0, 2, 1, 3, 0, 2, 3. The middle staff contains: 0, 3, 3, 1, 3, 0, 1, 3, 1. The bottom staff contains: 2, 2. Below the staves are vertical tick marks and horizontal bars representing fretted notes.

2

17

**T**  
**A**  
**B**

2-0  
3-2-3-2-3-2-0  
0 4  
0 0 2 0  
2-0-2 3-2-3-0-2  
2-0-2-3-10-9-7-6 7-5-3

21

**T**  
**A**  
**B**

2-3 0-2-0 3-2-3 0  
0 0  
2-0 3-2 0-2-10-9 7  
7 0 0

# XLIX

16.03.2019

6

12

H12 H7 H5 H7 H5 H3

16

Mandolin-Tremolo

Harm12 H5

# XLIX

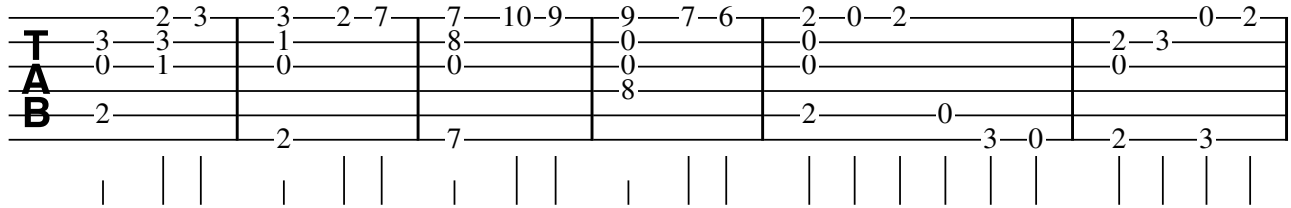
16.03.2019

2-3 3 2-7 7 10-9 9 7-6 2-0-2 0-2

3 3 1 8 0 0 0 2-3 0-2

0 1 0 0 0 0 0 0 3-0 2-3 0

2 2 7 8 2 0 3-0 2-3



This system of mandolin tablature consists of six lines. The top line contains fret numbers: 2-3, 3, 2-7, 7, 10-9, 9, 7-6, 2-0-2, and 0-2. The second line contains: 3, 3, 1, 8, 0, 0, 0, 2-3, 0-2. The third line contains: 0, 1, 0, 0, 0, 0, 0, 0, 3-0, 2-3, 0. The fourth line contains: 2, 2, 7, 8, 2, 0, 3-0, 2-3. Vertical bar lines separate the measures. Below the lines are vertical tick marks indicating the timing of the notes.

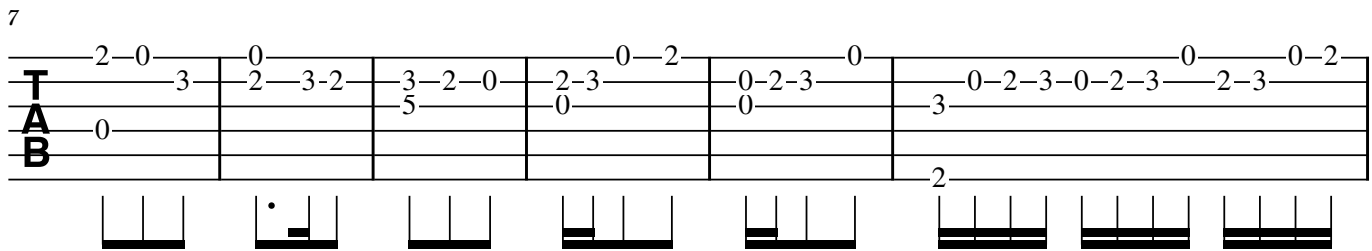
7

2-0 0 3-2-0 2-3 0-2-3 0-2-3-0-2-3 0-2-3

3 2-3-2 5 0 0 3 2-3

0 0 0 0 0 3 2-3

2



This system of mandolin tablature consists of six lines. The top line contains fret numbers: 2-0, 0, 3-2-0, 2-3, 0-2-3, 0-2-3-0-2-3, and 0-2-3. The second line contains: 3, 2-3-2, 5, 0, 0, 3, 2-3. The third line contains: 0, 0, 0, 0, 0, 3, 2-3. The fourth line contains: 2. Vertical bar lines separate the measures. Below the lines are vertical tick marks indicating the timing of the notes.

13

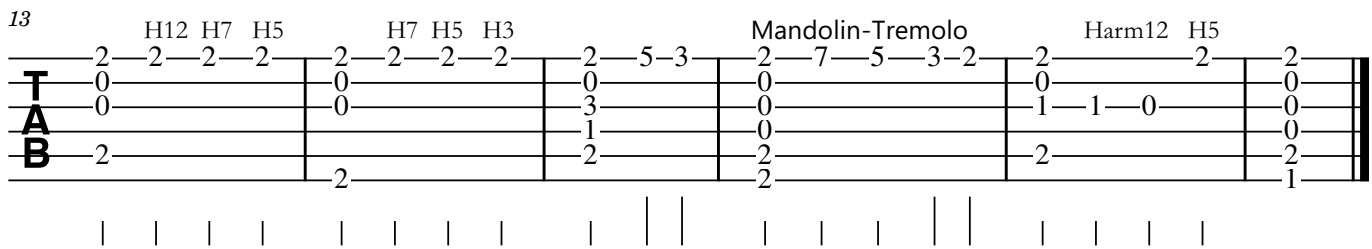
H12 H7 H5 H7 H5 H3 Mandolin-Tremolo Harm12 H5

2-2-2-2 2-2-2-2 2-5-3 2-7-5-3-2 2-2 2

0 0 0 0 0 0 0 0 0 0

0 0 1 0 1-1-0 0 0 0 0

2 2 2 2 2 2 2 2 2 1



This system of mandolin tablature consists of six lines. The top line contains fret numbers and technique labels: H12 H7 H5, H7 H5 H3, Mandolin-Tremolo, Harm12 H5. The fret numbers are: 2-2-2-2, 2-2-2-2, 2-5-3, 2-7-5-3-2, 2-2, 2. The second line contains: 0, 0, 0, 0, 0, 0, 0, 0, 0, 0. The third line contains: 0, 0, 1, 0, 1-1-0, 0, 0, 0, 0. The fourth line contains: 2, 2, 2, 2, 2, 2, 2, 2, 2, 1. Vertical bar lines separate the measures. Below the lines are vertical tick marks indicating the timing of the notes.

# L

17.03.2019

8

8

H7 H5

Harm5

Accelerando

13

H4

# L

17.03.2019

**T  
A  
B**

10-10 12-3 1-5 5-8 8-10 10-12-5 0

8 0 1 0 0 7 10 8 10 3 3 2-3

9 11 2-3 3-2 3 6 9 9 11 4 4 3

0 0 0 2 0 0 0 0 0 0

*10*

H7 H5 Harm5..... H4

**T  
A  
B**

0-0-0-0 1-1-0 4-3-2 3-2-1 0

1 1 0 4 3 2 4 3 2 1

2 2 1 5 4 3 4 3 2

0 0 2 0 0 0 0 0 0

3 2 1 0 0 0 0 0 0

Accelerando

# LI

18.03.2019

6=D

8

This system contains the first three measures of the piece. It begins with a treble clef, a key signature of one flat (B-flat), and a common time signature. The melody starts with a half note G4, followed by a quarter note A4, and a quarter note B4. The bass line consists of a half note D3. Measure 2 features a half note chord of G4 and B4, followed by a quarter note A4 and a quarter note G4. Measure 3 contains a half note chord of G4, B4, and D5, followed by a quarter note A4 and a quarter note G4.

4

8

This system contains measures 4 through 7. Measure 4 starts with a half note chord of G4 and B4, followed by a quarter note A4 and a quarter note G4. Measure 5 features a half note chord of G4, B4, and D5, followed by a quarter note A4 and a quarter note G4. Measure 6 contains a half note chord of G4, B4, and D5, followed by a quarter note A4 and a quarter note G4. Measure 7 features a half note chord of G4, B4, and D5, followed by a quarter note A4 and a quarter note G4.

11

8

This system contains measures 8 through 10. Measure 8 features a half note chord of G4, B4, and D5, followed by a quarter note A4 and a quarter note G4. Measure 9 contains a half note chord of G4, B4, and D5, followed by a quarter note A4 and a quarter note G4. Measure 10 features a half note chord of G4, B4, and D5, followed by a quarter note A4 and a quarter note G4.

18

8

This system contains the final three measures of the piece. Measure 11 features a half note chord of G4, B4, and D5, followed by a quarter note A4 and a quarter note G4. Measure 12 contains a half note chord of G4, B4, and D5, followed by a quarter note A4 and a quarter note G4. Measure 13 features a half note chord of G4, B4, and D5, followed by a quarter note A4 and a quarter note G4.



# LI

18.03.2019

VII

6=D

This block contains a single measure of guitar tablature labeled 'VII'. It consists of three staves: TAB, TAB, and TAB. The first staff has notes 10, 12, 1, 0, 0, 5, 5, 5, 7, 9, 10, 7, 5. The second staff has notes 8, 10, 10, 10, 3, 1, 5, 5, 7, 6, 8, 8, 5. The third staff has notes 9, 11, 8, 3, 3, 7, 8, 8, 7, 9, 9, 6. The fourth staff has notes 0, 0, 9, 0, 2, 6, 0, 0, 8, 0, 0, 6. Below the staves is a rhythmic line with a '6=D' label and vertical tick marks.

5

This block contains a single measure of guitar tablature labeled '5'. It consists of three staves: TAB, TAB, and TAB. The first staff has notes 3-2-2, 2, 2-3, 0, 0-2, 3-2-0, 2-0, 0. The second staff has notes 2, 3, 2-6, 7-5-3, 5, 3-2, 3, 3-2-0, 3, 2-3. The third staff has notes 2, 2, 2, 0, 4, 2, 0, 0. The fourth staff has notes 0, 0, 4, 2, 0, 0. Below the staves is a rhythmic line with vertical tick marks and some bar lines.

13

This block contains a single measure of guitar tablature labeled '13'. It consists of three staves: TAB, TAB, and TAB. The first staff has notes 0-2, 5-3-2, 3-2, 2, 2-0, 0, 3-2, 10, 5-3-2, 2. The second staff has notes 3, 0, 5, 5-3-5, 3, 3-2-3, 5, 2-3, 8, 3, 3. The third staff has notes 2, 0, 5, 0, 5, 0, 0, 9, 4, 1, 0. The fourth staff has notes 2, 0, 0, 0, 0, 0, 0, 0, 0, 0. Below the staves is a rhythmic line with vertical tick marks and some bar lines.

# LII

21.03.2019

Musical score for LII, measures 1-23. The score is written in treble clef with a key signature of two sharps (F# and C#). The time signature is 8/8. The piece features a variety of rhythmic patterns, including eighth and sixteenth notes, and rests. Triplet markings (3) are used throughout the score. The score concludes with a double bar line and a final chord.

Measures 1-4: Treble clef, key signature of two sharps. Measure 1 starts with a rest for 8 eighth notes. Measures 2-4 contain eighth and sixteenth notes, with triplets in measures 3 and 4.

Measures 5-8: Measure 5 starts with a rest for 8 eighth notes. Measures 6-8 contain eighth and sixteenth notes, with triplets in measures 6 and 8.

Measures 9-12: Measure 9 starts with a rest for 8 eighth notes. Measures 10-12 contain eighth and sixteenth notes, with triplets in measures 11 and 12.

Measures 13-17: Measure 13 starts with a rest for 8 eighth notes. Measures 14-17 contain eighth and sixteenth notes, with triplets in measures 14, 15, and 17.

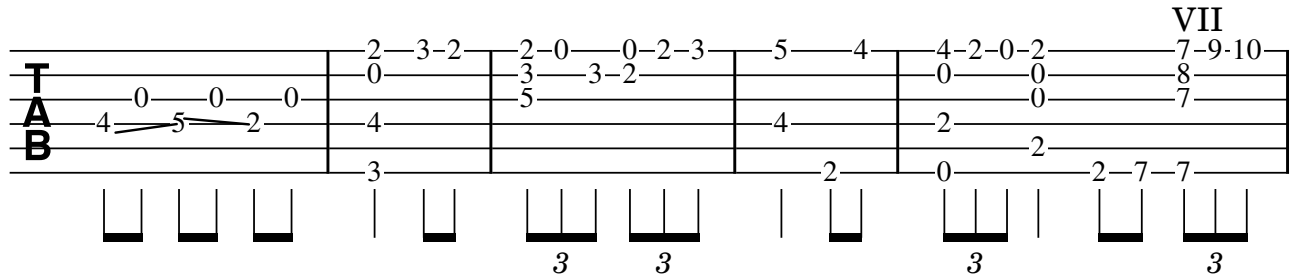
Measures 18-22: Measure 18 starts with a rest for 8 eighth notes. Measures 19-22 contain eighth and sixteenth notes, with triplets in measures 19, 20, and 21.

Measure 23: Measure 23 starts with a rest for 8 eighth notes. The piece concludes with a double bar line and a final chord.

# LII

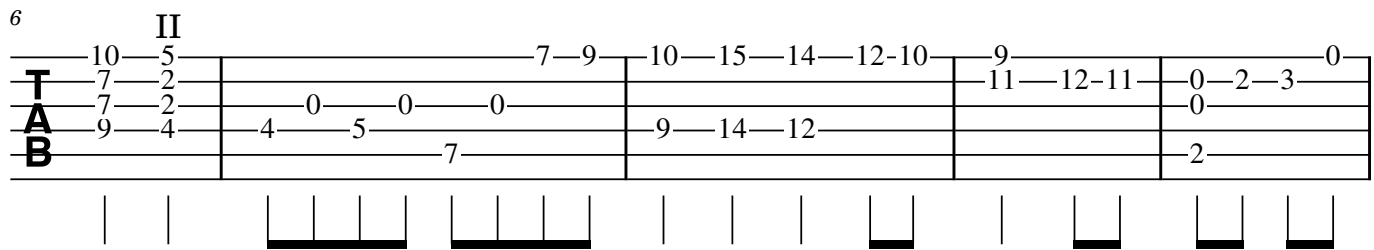
21.03.2019

VII



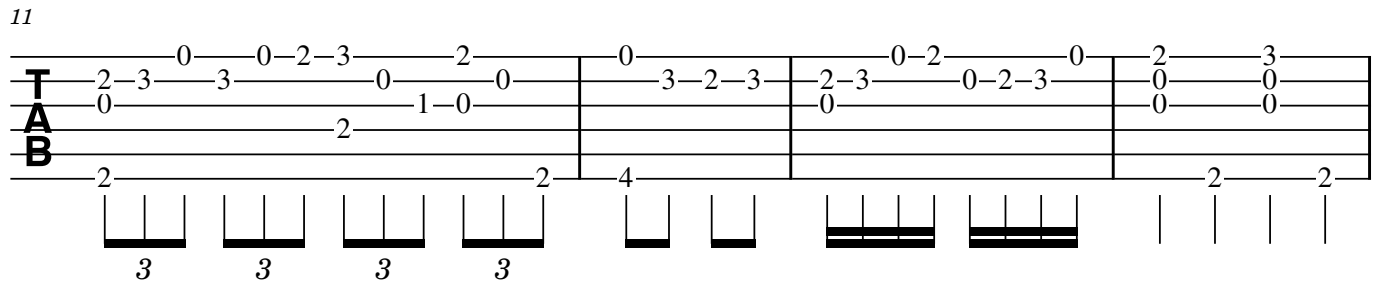
System 1: Tablature for measures 1-5. The top staff (T) contains fret numbers: 2-3-2, 2-0-0-2-3, 5-4, 4-2-0-2, 7-9-10. The middle staff (A) contains: 0, 3-3-2, 5, 0, 8. The bottom staff (B) contains: 4-0-0-0, 4, 4, 2, 0, 2, 2-7-7. Below the staff are vertical bar lines and three groups of three notes, each marked with a '3' for triplet.

6 II



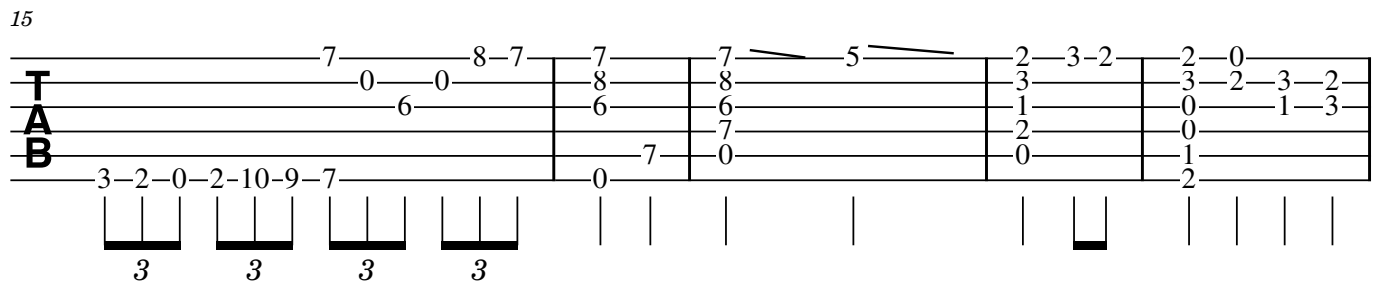
System 2: Tablature for measures 6-10. The top staff (T) contains: 10-5, 7-9, 10-15-14-12-10, 9, 0. The middle staff (A) contains: 7-2, 0-0-0, 11-12-11, 0-2-3, 0. The bottom staff (B) contains: 9-4, 4-5-7, 9-14-12, 2. Below the staff are vertical bar lines and groups of notes, including a triplet of three notes.

11



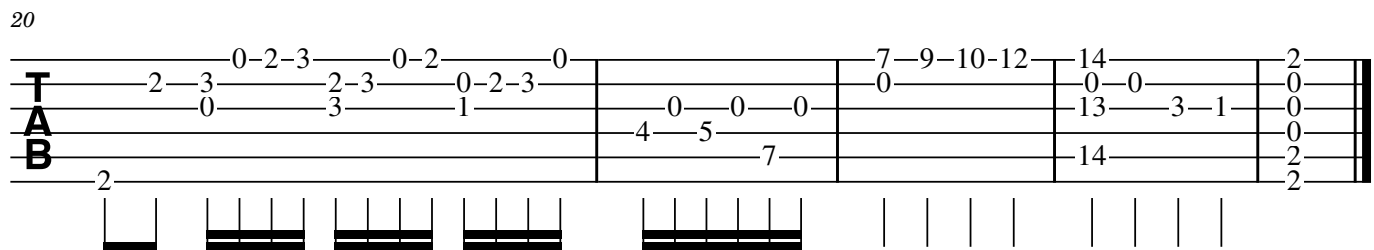
System 3: Tablature for measures 11-14. The top staff (T) contains: 0-0-2-3, 2, 0, 0-2, 0, 2-3, 0-2-3, 0, 2, 3. The middle staff (A) contains: 2-3, 3, 0, 1-0, 3-2-3, 0, 0-2-3, 0, 0. The bottom staff (B) contains: 2, 2, 4, 2, 2. Below the staff are vertical bar lines and groups of notes, including four triplets of three notes.

15



System 4: Tablature for measures 15-19. The top staff (T) contains: 7, 8-7, 7, 7-5, 2-3-2, 2-0. The middle staff (A) contains: 0-0, 8, 8, 3-3-2, 3-2-3-2. The bottom staff (B) contains: 3-2-0-2-10-9-7, 0, 7, 0, 0, 1-3. Below the staff are vertical bar lines and groups of notes, including four triplets of three notes.

20



System 5: Tablature for measures 20-24. The top staff (T) contains: 0-2-3, 0-2, 0, 7-9-10-12, 14, 2. The middle staff (A) contains: 2-3, 2-3, 0-2-3, 0, 0-0, 0-0, 3-1, 0. The bottom staff (B) contains: 0, 3, 1, 4, 5, 7, 14, 2, 2. Below the staff are vertical bar lines and groups of notes, including four groups of four notes.

# LIII

22.03.2019

The first system of musical notation consists of a single staff in treble clef with a key signature of two sharps (F# and C#). The time signature is common time (C). The notation includes a series of chords and melodic lines, with some notes beamed together. The system concludes with a double bar line.

The second system of musical notation begins at measure 8. It features a treble clef and a key signature of two sharps. The time signature is common time. This system includes two triplet markings (indicated by a '3' above the notes) and continues with various chordal and melodic figures. It ends with a double bar line.

The third system of musical notation begins at measure 16. It is written in treble clef with a key signature of two sharps and a common time signature. The notation shows a continuation of the piece's melodic and harmonic development, ending with a double bar line.

The fourth system of musical notation begins at measure 23. It is written in treble clef with a key signature of two sharps and a common time signature. The system concludes with a double bar line and a final chord labeled 'H7'.

# LIII

22.03.2019

System 1: TAB notation for measures 1-5. The notation includes fret numbers (0-3) and a double bar line in measure 2. The guitar diagram below shows the string positions for each measure.

8

System 2: TAB notation for measures 6-10. Includes triplets (3) and fret numbers up to 8. The guitar diagram below shows the string positions for each measure.

16

System 3: TAB notation for measures 11-15. Includes fret numbers up to 12 and a double bar line in measure 15. The guitar diagram below shows the string positions for each measure.

24

System 4: TAB notation for measures 16-19. Includes a barre (H7) in measure 18 and a double bar line in measure 19. The guitar diagram below shows the string positions for each measure.

# LIV

23.03.2019

The first system of musical notation for 'LIV' consists of a single staff in treble clef with a key signature of two sharps (F# and C#). The music begins with a treble clef and a common time signature 'C'. The melody starts with a quarter note G4, followed by quarter notes A4, B4, and C5. The bass line consists of a low octave G2, with a dotted quarter note G2 and an eighth note A2. The melody continues with quarter notes D5, E5, and F#5, followed by a quarter rest and a quarter note G5. The bass line has a dotted quarter note G2 and an eighth note A2. The melody then has quarter notes A5, B5, and C6, followed by a quarter note B5, A5, and G5. The bass line has a dotted quarter note G2 and an eighth note A2. The system ends with a quarter note G5, followed by a quarter note F#5, and a quarter note E5. The bass line has a dotted quarter note G2 and an eighth note A2.

The second system of musical notation for 'LIV' starts at measure 8. The melody continues with quarter notes D5, E5, and F#5, followed by a quarter note G5. The bass line has a dotted quarter note G2 and an eighth note A2. The melody then has quarter notes A5, B5, and C6, followed by a quarter note B5, A5, and G5. The bass line has a dotted quarter note G2 and an eighth note A2. The system ends with a quarter note G5, followed by a quarter note F#5, and a quarter note E5. The bass line has a dotted quarter note G2 and an eighth note A2.

The third system of musical notation for 'LIV' starts at measure 14. The melody begins with a quarter note G5, followed by a quarter note F#5, and a quarter note E5. The bass line has a dotted quarter note G2 and an eighth note A2. The melody then has quarter notes D5, E5, and F#5, followed by a quarter note G5. The bass line has a dotted quarter note G2 and an eighth note A2. The system ends with a quarter note G5, followed by a quarter note F#5, and a quarter note E5. The bass line has a dotted quarter note G2 and an eighth note A2.

The fourth system of musical notation for 'LIV' starts at measure 19. The melody begins with a quarter note G5, followed by a quarter note F#5, and a quarter note E5. The bass line has a dotted quarter note G2 and an eighth note A2. The melody then has quarter notes D5, E5, and F#5, followed by a quarter note G5. The bass line has a dotted quarter note G2 and an eighth note A2. The system ends with a quarter note G5, followed by a quarter note F#5, and a quarter note E5. The bass line has a dotted quarter note G2 and an eighth note A2.

The fifth system of musical notation for 'LIV' starts at measure 24. The melody begins with a quarter note G5, followed by a quarter note F#5, and a quarter note E5. The bass line has a dotted quarter note G2 and an eighth note A2. The melody then has quarter notes D5, E5, and F#5, followed by a quarter note G5. The bass line has a dotted quarter note G2 and an eighth note A2. The system ends with a quarter note G5, followed by a quarter note F#5, and a quarter note E5. The bass line has a dotted quarter note G2 and an eighth note A2.

# LIV

23.03.2019

2-3 3-2 8 7 8 2-2-0 3-2-3-2-3 0 2-0-2-3-0 3-1-2

8

0-2-3 2-0 3-2 2-0 3 2-3-2 0 0-2-3 0 2-3 2-0 3-2 3-8 7-5-3 8 6 2-7

15

$\text{♩} = \text{♩}$

2 3 1 2-0-2 0-2-3 0-2-0 3-2 3-2-0 2-0 3-2 0 0-0-0-2 2-7-5-3 8-7-5 8 0 2-0-2 2 2 4 0 0

20

$\text{♩} = \text{♩}$

2-0 3-2-3 2-3-5-0-2-3 3 0-2 0 0-2-3 0-2-3 2-2-7-5 3-8-7-8 0 0 4 2 0 3 2

25

8 3 5 6 0 0 6 3 1 2 3 0 7 0 0 6 7

# LV

29.03.2019





# LV

29.03.2019

I III

2-2 | 1-3 | 5-3-2 | 0 | 2-0 | 7-7 |  
2 | 2 | 3 | 1-3-1 | 0 | 2-3-3 | 2-0 | 0-8 |  
3 | 2 | 5 | 1 | 3 | 1-0 | 0-0 | 0 |  
0 | 1 | 4 | | | 3-2 | 2 | 3-2 | 7-7 |

Diagram showing fret positions for measures 1-8. Measure 1: 2-2, 2, 3, 0, 1. Measure 2: 1-3, 2, 2, 1. Measure 3: 5-3-2, 3, 5, 4. Measure 4: 0, 1-3-1, 1, 3. Measure 5: 2-0, 0, 2-3-3, 3-2. Measure 6: 7-7, 2, 0-0, 2. Measure 7: 0-8, 0, 3-2, 7. Measure 8: 7-7, 0, 7.

9

5-3-2-0 | 2-0 | 2-0 | 2 |  
7-5-3-2-0 | 2-0-2-3 | 3-2-2-0 | 0 | 0 | 2-0 | 2 |  
0 | 0 | 4 | 1-0-1-3 | 0 | 0 | 2 |  
2 | 2 | 3 | 0 | 0 | 0 | 0 |

Diagram showing fret positions for measures 9-12. Measure 9: 5-3-2-0, 7-5-3-2-0, 0, 2. Measure 10: 2-0, 2-0-2-3, 2. Measure 11: 3-2-2-0, 4, 2. Measure 12: 0, 1-0-1-3, 3, 2. Measure 13: 0, 0, 2-0, 2. Measure 14: 0, 0, 2, 2.

# LVI

03.04.2019

6=D 8

4

7

$\text{♪} = \text{♪}.$

10

13

$\text{♪} = \text{♪}.$

# LVI

03.04.2019

6=D

Measures 1-3 of guitar TAB. Measure 1: Treble clef, 2-0, 3-3, 3-3, 0-4. Measure 2: Treble clef, 0-2-3, 5-3-2-3, 2-0, 4-2. Measure 3: Treble clef, 2-3-2-3, 0. Above the staff are wavy lines indicating vibrato.

4

Measures 4-6 of guitar TAB. Measure 4: Treble clef, 2-5-3-2-0-3-2-0, 3-2-0, 3. Measure 5: Treble clef, 2-3, 2-0-2-3-2-0, 3-2-3, 3-2. Measure 6: Treble clef, 2-0, 3-3, 0. Bass clef, 0-4-2, 0, 0.

7  $\text{♩} = \text{♩.}$

Measures 7-9 of guitar TAB. Measure 7: Treble clef, 0-2, 3-2-3, 0-2-3, 2-0, 3-2. Measure 8: Treble clef, 3, 0-2-5-3-2, 3-2-0-2-0. Measure 9: Treble clef, 3, 2-0. Bass clef, 0, 2, 0.

10

Measures 10-12 of guitar TAB. Measure 10: Treble clef, 0, 2-3-2-0, 3-2-3, 0. Measure 11: Treble clef, 0, 3-2-3-2-0, 2-0-2-3-2-0, 0-2-3, 0-2. Measure 12: Treble clef, 0, 3-1-0-2-3, 4. Bass clef, 4.

13  $\text{♩.} = \text{♩}$

Measures 13-15 of guitar TAB. Measure 13: Treble clef, 2, 2-7, 3-8, 5-7, 3-5. Measure 14: Treble clef, 2-0, 3-2-3, 0. Measure 15: Treble clef, 2, 3, 3, 0. Bass clef, 0.

# LVII

05.04.2019

6=D 8

Musical notation for measures 6-8. The key signature is D major (two sharps). The notation is on a treble clef staff with a common time signature. Measure 6 starts with a bass line of two notes (F2, C3) and a treble line of a chord (D4, F#4, A4). Measure 7 continues with similar chords and moving lines. Measure 8 ends with a final chord (D4, F#4, A4) and a bass line of two notes (F2, C3).

5

Musical notation for measures 5-8. The key signature is D major. Measure 5 starts with a bass line of two notes (F2, C3) and a treble line of a chord (D4, F#4, A4). Measure 6 continues with similar chords and moving lines. Measure 7 has a treble line with a dotted quarter note followed by an eighth note, and a bass line of two notes. Measure 8 ends with a final chord (D4, F#4, A4) and a bass line of two notes (F2, C3).

9

Musical notation for measures 9-13. The key signature is D major. Measure 9 starts with a bass line of two notes (F2, C3) and a treble line of a chord (D4, F#4, A4). Measure 10 has a treble line with a dotted quarter note followed by an eighth note, and a bass line of two notes. Measure 11 has a treble line with a dotted quarter note followed by an eighth note, and a bass line of two notes. Measure 12 has a treble line with a dotted quarter note followed by an eighth note, and a bass line of two notes. Measure 13 ends with a final chord (D4, F#4, A4) and a bass line of two notes (F2, C3).

14

Musical notation for measures 14-17. The key signature is D major. Measure 14 starts with a bass line of two notes (F2, C3) and a treble line of a chord (D4, F#4, A4). Measure 15 has a treble line with a dotted quarter note followed by an eighth note, and a bass line of two notes. Measure 16 has a treble line with a dotted quarter note followed by an eighth note, and a bass line of two notes. Measure 17 ends with a final chord (D4, F#4, A4) and a bass line of two notes (F2, C3).

# LVII

05.04.2019

6=D

Measure 1: 2-2-0 | 0-0-3-2-3 | 2-3-3-2-3 | 2-3-5-3 | Measure 2: 2 | 3-2-0-2 | 0-2-3 | 2-0-2-0-2-3 | Measure 3: 0 | 3 | 3 | 0 | Measure 4: 0 | 0 | 0 | 0 |

5

♩ = ♩.

Measure 5: 5 | 3-2-3 | 3 | 2-0-2 | 2-3-5-0-2-3 | 3 | 0-2 | 2-3 | 0 | Measure 6: 0-2-3 | 3-2-0-2 | 1 | Measure 7: 0 | 2 | 3 | 0 | Measure 8: 0 | 2 | 3 | 0 |

9

♩. = ♩

Measure 9: 2 | 3-3 | 2-0-2 | 2-3-2-3 | 0-2-3 | 2-3-5 | 7-7 | 3-2-0-3 | Measure 10: 0 | 5 | 0-2-3 | 0-2-3 | 0-0-0 | 0-0-0 | 0-0-0 | Measure 11: 0 | 2 | 0 | 5-4 | 4-5 | 4-5 | 2 | Measure 12: 0 | 2 | 0 | 5-4 | 4-5 | 4-5 | 2 | Measure 13: 0 | 2 | 0 | 5-4 | 4-5 | 4-5 | 2 |

14

Measure 14: 2 | 0 | 2 | 0 | Measure 15: 0 | 0 | 2 | 2 | Measure 16: 0 | 0 | 0 | 2 | 2 | 2 | 5 | 4 |

# LVIII

05.04.2019

Musical notation for the first system, measures 1-7. The key signature is two sharps (F# and C#). The notation includes a treble clef, a common time signature (C), and a bass clef. The melody is written in the treble clef, and the accompaniment is in the bass clef. The melody consists of eighth and quarter notes, while the accompaniment features chords and eighth notes.

Musical notation for the second system, measures 8-14. The key signature is two sharps (F# and C#). The notation includes a treble clef, a common time signature (C), and a bass clef. The melody is written in the treble clef, and the accompaniment is in the bass clef. The melody consists of eighth and quarter notes. The accompaniment features chords and eighth notes. The system ends with two measures of chords labeled "Harm12" and "H7".

Musical notation for the third system, measures 15-18. The key signature is two sharps (F# and C#). The notation includes a treble clef, a common time signature (C), and a bass clef. The melody is written in the treble clef, and the accompaniment is in the bass clef. The melody consists of eighth and quarter notes. The accompaniment features chords and eighth notes. The system ends with a double bar line.

# LVIII

05.04.2019

**TAB**

2-2 3-3 0-0 8-7 3 3 0-2 3 0-2-3 2-3 0 3 0-2

2 2 0 2 2 0 2 0 3

8

**TAB**

2 3 3 2 3 3 2 0 0 2 0 0 2 0 0 2 Harm12... 2 0 Harm12H7

0 4 2 0 3 2 2

15

**TAB**

0-2-3 3 0-2 1-3 0 0 0-2-3 2

2 3-2-3 2

# LIX

06.04.2019

Musical notation for the first system, measures 1-7. The key signature is two sharps (F# and C#). The notation includes a treble clef with an 8va marking, a bass clef, and various rhythmic values such as eighth and sixteenth notes.

Musical notation for the second system, measures 8-14. The key signature is two sharps (F# and C#). The notation includes a treble clef with an 8va marking, a bass clef, and various rhythmic values. Chordal annotations "Harm12" and "H7" are present above the staff.

Musical notation for the third system, measures 15-18. The key signature is two sharps (F# and C#). The notation includes a treble clef with an 8va marking, a bass clef, and various rhythmic values. The system concludes with a double bar line.



# LIX

06.04.2019

3-3 3-7 5-3-2-2 0 2 0-2-3 2 2-0 0 2-0 0

TAB

6

7-7-9 10-2 9-0 0-2-0 0-2-2

TAB

12

0 0 1 0 3 1 1 0 7 7

TAB

# LX

07.04.2019

8

5

8

11

8

16

8

18

8

H12 H12 Langsamt H7 H5

# LX


07.04.2019

0 1 0-1 0 3 2-3 2-2-3-2-0 2 2 2 0-2 2

T 3 3 2 2 3 2 2 0 0

A 2 2 2 0 0

B 0 2 2 0-2 2 0-5




6 2-2-0 0-2 2-5-4 9 14-12 15 14-9-10

T 3 3-2 3 3 0 0 12-10-14 15 15-10

A 4 4 5 0 0 0 0 0

B 0 5 0 0 0 0 0




12 0 1 0-1 0 3 2 2-2-0 3-2 2 3 3 0

T 3 3 2 2 3-2 3 3 0 3

A 0 2 2 1 1 1 1 1

B 0 2 2 1 1 1 1 1




16 2-0-2-3-0 0-2 0-2-3 0-2 2-2-0-2 0 3 3 2-3 2-3-2-0 0 8-9

T 3 3-2-3 3 3 5 0 0

A 0 4 2 0 2 2 5 0 8-9

B 0 4 2 0 2 2 5 0 8-9




18 H12 H12 Langsomt H7 H5 4 2 3 2 0

T 0 0 12 13 15 15 12-13 0 0 4 2 3 2 0

A 9 7 13 15 15 12-13 0 0 4 2 3 2 0





B 8 6 0 14 15 12-13 0 0 4 2 3 2 0

9 7 0 14 15 12-13 0 0 4 2 3 2 0



# LXI

12.04.2019



# LXI

12.04.2019

**TAB**

0-7-5-3-2-0 | 3-2 | 3-3-2 | 2 | 0-3 | 2-7-5

0 | | | | 3 | 2 | 3 | 2-0-2 | 1 | 2 | 3

7

**TAB**

3-2-0 | 0-2-3 | 0-2 | 0-2 | 0-2 | 2-0-0-3-2 | 3

0-0 | 0 | 2 | 0 | 3 | 2

12

*tr*

**TAB**

2-0 | 0-7-5-8 | 7 | 0-12-10-8-7 | 5-3 | 2

0 | 7-10 | 8-10-8-7 | 12 | 7-5-6 | 4

1 | 10 | 0 | 8 | 8-6 | 5

2 | 0 | 0 | 0 | 2-10-9

18

**TAB**

14-15 | 2-0 | 0-3-2 | 0 | 7

0-0 | 0-0 | 3 | 0 | 0

14-0 | 2-2 | 2-0 | 7-6 | 7

# LXII

12.04.2019

8

6

10

14

18

20

21

H12

tr

2

24

Harm12

8

The image shows a musical score for a piano piece, measures 24 through 28. The score is written on a single staff with a treble clef and a key signature of two sharps (F# and C#). The time signature is 8/8. The notation includes a variety of rhythmic values and articulations:

- Measure 24: A quarter rest, followed by a quarter note G4, a quarter note A4, and a quarter note B4.
- Measure 25: A quarter note G4, a quarter note F#4, a quarter note E4, and a quarter note D4.
- Measure 26: A quarter note G4, a quarter note F#4, a quarter note E4, and a quarter note D4.
- Measure 27: A quarter note G4, a quarter note F#4, a quarter note E4, and a quarter note D4.
- Measure 28: A quarter note G4, a quarter note F#4, a quarter note E4, and a quarter note D4.

The score concludes with a double bar line. The number '8' is written below the first measure, and the text 'Harm12' is positioned above the second measure.

# LXII

12.04.2019



6

6

10

14

17

19



2

21

Guitar TAB for measure 21. The notation is as follows:

- Staff 1: 2-2-2-0-0-0 | 3-3-3-2-2-2-3-3-3-0-0-0 | 7 H12 0 | 7 0 3-2 | 2-0
- Staff 2: 7 0 3-2 | 0 0
- Staff 3: 2 2 2 2 3 5 | 7 3 2 |

Below the TAB, there are rhythmic stems and a trill symbol (*tr*) above the final note.

24

Guitar TAB for measure 24. The notation is as follows:

- Staff 1: 0 2 Harm12 0 | 2 0 2 | 0
- Staff 2: 1 0 | 0 0 | 0
- Staff 3: 2 0 2 | 2 0 2 | 7

Below the TAB, there are rhythmic stems and a double bar line at the end of the measure.

# LXIII

13.04.2019

1

3

4

5

7

9

11

2

13

8

Musical staff 13: Treble clef, key signature of two sharps (F# and C#), 8/8 time signature. The staff contains a complex rhythmic pattern with many beamed eighth notes and rests. The bass line consists of a steady eighth-note accompaniment.

15

8

Musical staff 15: Treble clef, key signature of two sharps (F# and C#), 8/8 time signature. The staff contains a complex rhythmic pattern with many beamed eighth notes and rests. The bass line consists of a steady eighth-note accompaniment.

17

8

Musical staff 17: Treble clef, key signature of two sharps (F# and C#), 8/8 time signature. The staff contains a complex rhythmic pattern with many beamed eighth notes and rests. The bass line consists of a steady eighth-note accompaniment.

18

8

Musical staff 18: Treble clef, key signature of two sharps (F# and C#), 8/8 time signature. The staff contains a complex rhythmic pattern with many beamed eighth notes and rests. The bass line consists of a steady eighth-note accompaniment. A flat (b) is placed above the staff in the second measure.

19

8

Musical staff 19: Treble clef, key signature of two sharps (F# and C#), 8/8 time signature. The staff contains a complex rhythmic pattern with many beamed eighth notes and rests. The bass line consists of a steady eighth-note accompaniment.

20

8

Musical staff 20: Treble clef, key signature of two sharps (F# and C#), 8/8 time signature. The staff contains a complex rhythmic pattern with many beamed eighth notes and rests. The bass line consists of a steady eighth-note accompaniment.

22

8

Musical staff 22: Treble clef, key signature of two sharps (F# and C#), 8/8 time signature. The staff contains a complex rhythmic pattern with many beamed eighth notes and rests. The bass line consists of a steady eighth-note accompaniment. A wavy line (trill) is placed above the staff in the second measure, and a flat (b) is placed above the staff in the fourth measure.

25

8

Musical staff 25: Treble clef, key signature of two sharps (F# and C#), 8/8 time signature. The staff contains a complex rhythmic pattern with many beamed eighth notes and rests. The bass line consists of a steady eighth-note accompaniment.

27

8

Detailed description: This is a musical score for measure 27. It consists of a single staff with a treble clef. The key signature is two sharps, indicated by a sharp sign on the F line and a sharp sign on the C line. The measure begins with a whole note chord consisting of F#4, C#5, and F#5. This is followed by a whole note chord consisting of F#4, C#5, and F#5. The measure ends with a double bar line. The number '8' is written below the staff.

# LXIII

13.04.2019

**TAB**

2-2-2 2-2-2 3-3-3 3-3-3 | 2-2-2 2-2-2 2-2-2 2-2-2  
1 0 0 2 | 0 1 0

2

Diagram showing fretted notes for system 1.

3

**TAB**

2 2 2 0 2 2 2 3 3 3 0 3 3 3  
1

2

Diagram showing fretted notes for system 2.

4

**TAB**

6-6-6 6-6-6 7-7-7 7-7-7 6-6-6 6-6-6 | 7-7-7 7-7-7 7-7-7  
5 0 6 0 5 0 | 0 0

7

Diagram showing fretted notes for system 3.

6

**TAB**

7-7-7 7-7-7 7-7-7 | 7-7-7 7-7-7 7-7-7 | 5-5-5 5-5-5 5-5-5  
0 0 0 | 0 0 0 | 0 0 0

5 3 2

Diagram showing fretted notes for system 4.

9

**TAB**

3-3-3 3-3-3 3-3-3 | 2-2-2 2-2-2 2-2-2 2-2-2  
0 0 | 0 1 0

3 2

Diagram showing fretted notes for system 5.

11

**TAB**

2-2-2 2-2-2 2-2-2 2-2-2 | 3-3-3 3-3-3 3-3-3 3-3-3  
0 1 0 | 0 2 1 2

2

Diagram showing fretted notes for system 6.

2

13

TAB

15

TAB

17

TAB

19

TAB

20

TAB

22

TAB

25

**T  
A  
B**

7-7-7—7-7-7—7-7-7—7-7-7 | 7-7-7—7-7-7—7-7-7—7-7-7 | 7-7-7—7-7-7—7-7-7—7-7-7 | 7

0—0—0—0 | 6—0—6—0 | 7—0—7—0 | 6

0—0—0—0 | 6—6—0—0 | 7—7—7—7 | 0

7—7—7—7 | 7—7—7—7 | 7—7—7—7 | 7

7

# LXIV

14.04.2019

6=D

7

13

19

26

32

37

H12

H7

H5

3/4

4/4

3/4



# LXIV

14.04.2019

6=D

6=D

Diagrammatic representation of guitar strings and frets for measures 1-6.

7

Diagrammatic representation of guitar strings and frets for measures 7-12.

13

V III

Diagrammatic representation of guitar strings and frets for measures 13-18. Includes chord markers V and III.

19

Diagrammatic representation of guitar strings and frets for measures 19-26.

27

V H12 H7 H5

Diagrammatic representation of guitar strings and frets for measures 27-33. Includes chord marker V and harmonic markers H12, H7, H5.

34

Diagrammatic representation of guitar strings and frets for measures 34-40.

2

40

**T  
A  
B**

2 0 2 2 0 4 5  
3 2 3 3 2 3 3 6 7  
0 0 3 3 3 8  
0 0

# LXV

## "Notre Dame i flammer"

15.04.2019

Musical notation for measures 1-6. The key signature is two sharps (F# and C#). The notation includes a treble clef, a common time signature (C), and a bass clef. The melody is written in the treble clef, and the accompaniment is in the bass clef. Chord labels 'Harm7' and 'H5' are present above the first few measures. A double bar line with repeat dots is at the end of measure 6.

Musical notation for measures 7-11. The notation continues with the same key signature and clefs. The melody and accompaniment are shown. A double bar line is at the end of measure 11.

Musical notation for measures 12-14. The notation continues with the same key signature and clefs. The melody and accompaniment are shown. A double bar line is at the end of measure 14.

Musical notation for measures 15-17. The notation continues with the same key signature and clefs. The melody and accompaniment are shown. A double bar line is at the end of measure 17.

Musical notation for measures 18-21. The notation continues with the same key signature and clefs. Chord labels 'Harm7', 'H5', and '(H12)' are present above the measures. The notation includes a treble clef, a common time signature (C), and a bass clef. The melody is written in the treble clef, and the accompaniment is in the bass clef. A double bar line with repeat dots is at the end of measure 21.

# LXV

## "Notre Dame i flammer"

15.04.2019

Harm7 H5

7-0-6-5 | 3-2-0 | 2-0-0-4 | 0-5-4-5-7 | 7-8-7-5 | 5-8-7 | 7-7-7-5-5-8

0-0-0-2-0-0-0

8

7-3-8-3 | 0-0-2-3-2-0 | 2-0-2 | 2-3-2-0 | 0-3-3-2-3-2-3-0

7-3-0-2-2-7-5-3-0-2-2

13

2-0-2-3-0-7-5 | 3-2-3-8-7 | 7-5-7-5-3-5-3-2-3 | 0-2-3-2-2-0-3-2

0-0-0-0-0-0-0-2-2

16

Harm7 H5

2-0-2-3-0-0-2 | 2-0-0-0-2-3 | 2-0-2-3-2 | 0-0-0-4-4-6 | 7-7-0-6-8-10

2-2-2-3-0-0-3-0-0-0-6-6-6-6-6-6-6-6

21

(H12)

10-10-12-14

0-0-13

# LXVI

16.04.2019

6=D 8

H12 H12 Harm12

6

H12

11

11

# LXVI

16.04.2019

6=D

TAB notation for measure 6=D. The notation is written on a six-line staff. The top line (T) has notes 2-7, 3-3, 8-10, 8, 10, 9-10, 14, H12, 15, 14, 12, H12, 14, 12, 10, Harm12, 9. The second line (A) has notes 7, 0, 0, 0, 0, 0, 0, 0, 0, 0, 0, 0, 10. The bottom line (B) has notes 2, 0. Below the staff are vertical bar lines and small black rectangles representing fret positions for each note.

7

TAB notation for measure 7. The notation is written on a six-line staff. The top line (T) has notes H12, 2-0, 0, 0-2, 0-2-3-0-2-3-5, 2-2-0, 0-0-2. The second line (A) has notes 3-2, 3-2, 0-2-3, 2-3, 3, 2, 3-3-3. The third line (B) has notes 10-0, 0, 0, 2, 0, 0. Below the staff are vertical bar lines and small black rectangles representing fret positions for each note.

12

TAB notation for measure 12. The notation is written on a six-line staff. The top line (T) has note 2. The second line (A) has note 2. The third line (B) has note 3. The fourth line (B) has note 4. The fifth line (B) has note 5. The bottom line (B) has note 0. Below the staff is a vertical bar line and a small black rectangle representing a fret position.

# LXVII

16.04.2019

Musical staff 1: Treble clef, key signature of two sharps (F# and C#), 8/8 time signature. The staff contains a sequence of notes and rests. A triplet of eighth notes is marked with a '3' at the end of the staff.

Musical staff 2: Treble clef, key signature of two sharps, 8/8 time signature. The staff contains a sequence of notes and rests. A triplet of eighth notes is marked with a '3' at the beginning of the staff.

Musical staff 3: Treble clef, key signature of two sharps, 8/8 time signature. The staff contains a sequence of notes and rests.

Musical staff 4: Treble clef, key signature of two sharps, 8/8 time signature. The staff contains a sequence of notes and rests. Four triplets of eighth notes are marked with '3' at the end of the staff.

Musical staff 5: Treble clef, key signature of two sharps, 8/8 time signature. The staff contains a sequence of notes and rests. A triplet of eighth notes is marked with a '3' at the beginning of the staff.

# LXVII

16.04.2019

7-10 | 10-9 | 9-7 | 9 | 10-9 | 7-3 | 2 | 0 | 3-2 | 2-2 | 3 | 0-2-3

TAB

9 | 8 | 9-7 | 0 | 3 | 0-3 | 5 | 4

2

3

9

2 | 3-5-3-2 | 3-2-2-0 | 2-2-0-2-3 | 0-2 | 2-2 | 3-2-0 | 2-0 | 3-2-0

TAB

5 | 5-3-1 | 2 | 0 | 0 | 0 | 0-3 | 0-4

2 | 2 | 2 | 2

3

16

2-2-0 | 2 | 0 | 2-5-3-2 | 3-2-3 | 2-0 | 2 | 0 | 0-2-3

TAB

0 | 0 | 0 | 5-5 | 3 | 3 | 3 | 2-3 | 1

4 | 0 | 1 | 2 | 3 | 3 | 2 | 3 | 0-2 | 3

3 | 2

23

2 | 0 | 0 | 0-7 | 5-3-2-3-2-0 | 2-0 | 0 | 2-0

TAB

0 | 0 | 0 | 0 | 0 | 3 | 3-2-3 | 1-0 | 3

0 | 0 | 0 | 0 | 0 | 0 | 0 | 0 | 0

2 | 2-10-9 | 14-12-10 | 12-10-9 | 7 | 3 | 3 | 3 | 3 | 2

3 | 3 | 3 | 3 | 3

30

0-2-3 | 0-2 | 2

TAB

0 | 0 | 0

4 | 1 | 2

3



# LXVIII

Skjærtorsdag 2019

The musical score is written in G major (one sharp) and 8/8 time. It consists of seven staves of music. The first staff begins with a treble clef, a key signature of one sharp (F#), and a time signature of 8/8. The music features a variety of rhythmic patterns, including eighth and sixteenth notes, and rests. A trill marking (*tr*) is placed above a note in the first staff. The second staff is marked with a '7' above the first measure. The third staff is marked with a '14' above the first measure and contains two accent markings (*^*). The fourth staff is marked with a '21' above the first measure and contains one accent marking (*^*). The fifth staff is marked with a '27' above the first measure. The sixth staff is marked with a '31' above the first measure and contains one accent marking (*^*). The seventh staff is marked with a '33' above the first measure. The score concludes with a final chord in the eighth measure of the seventh staff.

2

34

8

Musical notation for measures 34-38. The system starts with a treble clef, a key signature of two sharps (F# and C#), and a common time signature. The music features a complex rhythmic pattern with many beamed notes. The bass line consists of a steady eighth-note accompaniment. A fermata is placed over the final note of the system.

35

8

Musical notation for measures 35-38. This system continues the piece, showing a change in the bass line's rhythmic pattern. A fermata is placed over the final note of the system.

39

8

Musical notation for measures 39-44. This system includes a trill (tr) over a note in measure 42. A fermata is placed over the final note of the system.

45

8

Musical notation for measures 45-51. This system features two trills (tr) over notes in measures 46 and 47. A fermata is placed over the final note of the system.

52

8

Musical notation for measures 52-56. This system continues the complex rhythmic patterns. A fermata is placed over the final note of the system.

57

8

Musical notation for measures 57-60. This system concludes the piece with a final melodic phrase in the treble clef and a sustained chord in the bass clef. A fermata is placed over the final note of the system.

# LXVIII

Skjærtorsdag 2019



7

TAB

7

TAB

14

TAB

21

TAB

27

TAB

31

TAB

2

33

TAB

34

TAB

35

TAB

39

TAB

45

TAB

52

TAB

57

TAB notation for guitar. The notation consists of four horizontal lines representing strings. The fret numbers are as follows:

- Top line (1st string): 2, 0, 2, 7
- Second line (2nd string): 0, 0
- Third line (3rd string): 0, 0
- Bottom line (4th string): 2, 0, 2, 2, 7

Diagrams below the strings show the fretting patterns:

- Diagram 1: A horizontal bar spanning frets 2, 3, and 4 on the 4th string.
- Diagram 2: A horizontal bar spanning fret 2 on the 4th string.
- Diagram 3: A vertical bar at fret 7 on the 4th string.

# LXIX

Påskemorgen 2019

8

Harm12

4

9

Harm12

Harm12

12

H12

H12

18

# LXIX

Påskemorgen 2019

Harm12 . . . .

A guitar TAB system with six lines. The top line contains notes 0, 0, 0, 0, 0, 0, 3, 2, 0, 2, 3, 0, 0, 2, 0, 5, 3. The second line contains notes 1, 1, 1, 1, 1, 3, 4, 0, 0, 0, 0, 0, 0, 0, 0, 0. The third line contains notes 2, 2, 0, 0, 1, 4, 2, 0, 2. The bottom line contains notes 0, 2, 0, 3, 2, 1, 4, 2, 2. Vertical bar lines separate the measures. Below the lines are vertical tick marks indicating fret positions.

5

A guitar TAB system with six lines. The top line contains notes 0, 5, 4, 2, 4, 5, 4, 2, 0, 0, 0, 2, 2, 0, 2, 0, 0, 2. The second line contains notes 2, 0, 3, 3, 2, 2, 2, 3, 1, 0, 0, 4, 0, 0, 0, 0, 0. The third line contains notes 2, 4, 4, 4, 2, 1, 2. The bottom line contains notes 2, 2, 2, 2, 2, 2, 2, 2, 2, 2, 2, 2, 2, 2, 2, 2, 2, 2. Vertical bar lines separate the measures. Below the lines are vertical tick marks indicating fret positions.

11

Harm12 . . . .

A guitar TAB system with six lines. The top line contains notes 0, 7, 5, 4, 4, 2, 0, 2, 4, 2, 4, 5. The second line contains notes 0, 0, 0, 0, 0, 0, 0, 0, 2, 5, 7. The third line contains notes 1, 1, 1, 6, 6, 6, 2, 0. The bottom line contains notes 2, 0, 0, 0, 0, 0, 0, 0, 0, 0, 0, 0, 0, 0, 0, 0, 0, 0. Vertical bar lines separate the measures. Below the lines are vertical tick marks indicating fret positions.

17

H12 H12

A guitar TAB system with six lines. The top line contains notes 7, 8, 6, 7, 4, 6, 5, 2, 3, 1, 2, 3. The second line contains notes 8, 6, 6, 8, 5, 5, 6, 3, 4, 4, 5, 6. The third line contains notes 1, 1, 1, 3, 4, 4, 5, 2, 2, 2, 2, 3. The bottom line contains notes 7, 0, 0, 7, 4, 0, 5, 0, 0, 0, 0, 0. Vertical bar lines separate the measures. Below the lines are vertical tick marks indicating fret positions.

# LXX

27.04.2019

Musical notation for the first system, measures 1-6. The key signature is three sharps (F#, C#, G#). The notation includes a treble clef with an 8, a bass clef with an 8, and a 3-measure triplet in the fifth measure.

Musical notation for the second system, measures 7-10. The key signature is three sharps (F#, C#, G#). The notation includes a treble clef with an 8 and a bass clef with an 8.

Musical notation for the third system, measures 11-12. The key signature is three sharps (F#, C#, G#). The notation includes a treble clef with an 8 and a bass clef with an 8. The system concludes with a double bar line.



# LXX

27.04.2019

**T**  
**A**  
**B**

0 0 3 2 0 | 2 3 3 0 2 | 2 | 3 2 | 0 2 3 0 2 | 2 2 0

1 0 | 0 1 | 0 | 0 2 3 0 2 3 | 3

2 | 2 | 0 4 2 | 2 | 0

3 3

3 3

7

**T**  
**A**  
**B**

5 3 2 0 | 3 2 0 | 0 0 2 0 2 3 2 0 | 0 2 3 0 2 | 3 2 0 2 0

7 5 3 2 | 5 3 2 0 2 3 2 0 | 3 3 1 | 0 2 3 2 3 | 3

2 | 2 | 0

2 0

11

**T**  
**A**  
**B**

0 0 2 3 0 2 0 0 | 2

3 | 3




3 | 3

0

3

# LXXI

03.05.2019



# LXXI

03.05.2019

5 10 9 7 0

0 0 0 0 7 2 0 2 3 2 0 2 3

2 4 9 9 8 3 5 3

9

7



0 0 2 2 0 5 3 2 0 2 0 2 0 2 0 2 3 7 5 5 3 2

0 2 3 2 3 0 3 2 2 0 0 0 0 5 8 3

1 0 0 4 2 0 4 1 2

2

11

3 2 0 3 2 0 2 0 0 3 2 0 2 5 3 2 0 2 0

0 0 3 2 3 3 3 2 0 3 3

0 2 4 0

14


0 2 0 0 2 0 2 0 0 0 0 2 3 0 2

3 2 3 3 2 3 3 3 0 3 2 0 2 3 0 0

0 2 0 0 0 0 0 0 0 0 0 3 7 5 3 2 2

# LXXII

04.05.2019



# LXXII

04.05.2019

9

TAB notation for measures 9-14. The notation is written on a six-line staff with the letters T, A, and B stacked vertically on the left. The notes are: Measure 9: T(0), A(7), B(9); Measure 10: T(7), A(7), B(10-9-7); Measure 11: T(0), A(7-8), B(9); Measure 12: T(7), A(7), B(10-9-7); Measure 13: T(9-10), A(7), B(9); Measure 14: T(10-9-7), A(7), B(9); Measure 15: T(9-7-6), A(7), B(8); Measure 16: T(7-6-7-9), A(0), B(9). Below the staff are vertical bar lines and horizontal lines representing fret positions.

9

TAB notation for measures 15-20. The notation is written on a six-line staff with the letters T, A, and B stacked vertically on the left. The notes are: Measure 15: T(10-9), A(11-12), B(9); Measure 16: T(2-0), A(3-2), B(2); Measure 17: T(3-2), A(4), B(2); Measure 18: T(0), A(4), B(3); Measure 19: T(2-2-0), A(0), B(2); Measure 20: T(2-2), A(0), B(2); Measure 21: T(3-2-0-2-0), A(0), B(2); Measure 22: T(3-2-0-3-0), A(3), B(2); Measure 23: T(0-2-3), A(0), B(2); Measure 24: T(0-2-3-0-2), A(3), B(2); Measure 25: T(0-2-3-0-2), A(3), B(2); Measure 26: T(0-2-3-0-2), A(3), B(2). Below the staff are vertical bar lines and horizontal lines representing fret positions.

15


TAB notation for measures 21-26. The notation is written on a six-line staff with the letters T, A, and B stacked vertically on the left. The notes are: Measure 21: T(2-0-2-3-0-0-2), A(3), B(2); Measure 22: T(0-2-3), A(0), B(2); Measure 23: T(0-2), A(2), B(2); Measure 24: T(3-2-0-2-0), A(3), B(2); Measure 25: T(0), A(3-2-3-2-0), B(4-2); Measure 26: T(2-0-2-3-0-0-2), A(3), B(0); Measure 27: T(2-0-2-3-0-0-2), A(3), B(0); Measure 28: T(2-0-2-3-0-0-2), A(3), B(0); Measure 29: T(2-0-2-3-0-0-2), A(3), B(0); Measure 30: T(2-0-2-3-0-0-2), A(3), B(0). Below the staff are vertical bar lines and horizontal lines representing fret positions.

20

TAB notation for measures 27-30. The notation is written on a six-line staff with the letters T, A, and B stacked vertically on the left. The notes are: Measure 27: T(0-2-3), A(0), B(2); Measure 28: T(0-2), A(0), B(2); Measure 29: T(0-2), A(0), B(2); Measure 30: T(0-2), A(0), B(2). Below the staff are vertical bar lines and horizontal lines representing fret positions.

# LXXIII

12.05.2019



# LXXIII

12.05.2019

0-2 0-2-3 2 3-2-0 0-0 7-5 0 9-7

**T** 2-3 | 0-2-3 | 2 | 3-2-0 | 0-0 | 8-8-8 | 8-7-0 | 10-10

**A** 3-3 | 0 | 0 | 0 | 4-7 | 0 | 0 | 0

**B** 2-0 | 2 | 4 | 7 | 7 | 7 | 9

0 2 3 7 0 7 9

8

5 0 3-2 5-7-8 10-9-7 9-0 2 2-0

**T** 7-8-7 | 7 3-2 | 2 | 7 | 0 | 10-12-10 | 3 | 3

**A** 8 | 0 5-3 | 3 | 8 | 0 | 9 | 0 | 3

**B** | 7 | 0 | 0 | 9 | | 0 | 0

16

0 0-2 0-2-3 2 3-2-0 0-0-2 2-0 2

**T** 3-2-3 | 2-3 | 0-2-3 | 2 | 3-2-0 | 0-0-2 | 0-0-2 | 2




**A** 1 | 3-3 | 0 | 0 | 0 | 4 | 1-0 | 0

**B** | 2-0 | 2 | 4 | 2 | 2 | 2 | 2

0 2 3 4 1 2 2

# LXXIV

13.05.2019





# LXXIV

13.05.2019

2-2 2-0 0 2-0 0-2 0-2-3 0-2-3-5

3 0 3-2-3 2 0-2-3 2-3 3

3 1 3 0 0 2

0 4 3 0 2

Diagram 1: | |

Diagram 2: | |

Diagram 3: | |

Diagram 4: | |

Diagram 5: | |

Diagram 6: | |

7

2 0 0 2 3-0 2 0-2-3 2-3 0 0-2

3 2 3-2-3 2 0 3-1-0-1-3 3 3

0 3 0 2 3 0 2

Diagram 7: | |

Diagram 8: | |

12

3-2-0-3-2-0 2 0 0-2-0 2-2 0-0 0-2-0

3 2-0-2-3-2-0 3-1 0 2-3 3 2 3-2-3

2 0 3 3 3 1

0 0 2 0

Diagram 12: | |

Diagram 13: | |

Diagram 14: | |

Diagram 15: | |

Diagram 16: | |

Diagram 17: | |

18

2

3




3

0

Diagram 18: | |

# LXXV

15.05.2019



# LXXV

15.05.2019

0-2-3-3-2-0 | 2-0-3-2 | 3-2-0-2-0-0 | 0-0-3-2

TAB 2-1 | 0-0-3 | 0-0-3-1-3 | 0-0

2-2-0 | 2-0 | 3-2 | 2

Detailed description: This block contains the first four measures of a guitar piece. The notation is written on a six-line staff. The top line (treble clef) contains the sequence of fret numbers: 0-2-3-3-2-0 | 2-0-3-2 | 3-2-0-2-0-0 | 0-0-3-2. The middle three lines (bass clef) contain the sequence: 2-1 | 0-0-3 | 0-0-3-1-3 | 0-0. Below the staff, there are four guitar diagrams, each representing a measure. The diagrams show the fretting of strings with vertical lines and horizontal bars. Some strings are marked with a dot, indicating a natural harmonic. The diagrams correspond to the fret numbers in the notation above.

5

3-2-0-2-0-3-5-3-2 | 3-2-2-0-0 | 3-2-3-2-0-2-3 | 0-0-1-3-1-0-2-3-2-3-0

TAB 2-0-4 | 2-1 | 2-0 | 3-0-2

Detailed description: This block contains measures 5 through 8. The notation is written on a six-line staff. The top line (treble clef) contains the sequence of fret numbers: 3-2-0-2-0-3-5-3-2 | 3-2-2-0-0 | 3-2-3-2-0-2-3 | 0-0-1-3-1-0-2-3-2-3-0. The middle three lines (bass clef) contain the sequence: 2-0-4 | 2-1 | 2-0 | 3-0-2. Below the staff, there are four guitar diagrams, each representing a measure. The diagrams show the fretting of strings with vertical lines and horizontal bars. Some strings are marked with a dot, indicating a natural harmonic. The diagrams correspond to the fret numbers in the notation above.

10

2-3-0-1-3-0-2-3-0 | 2-2-0-3-0-1-3-0-2-3-0-2-3-0-2

TAB 0-0 | 3-0-1-0-1-3-0-2-3-0-2-3-0-2

Detailed description: This block contains measures 9 through 12. The notation is written on a six-line staff. The top line (treble clef) contains the sequence of fret numbers: 2-3-0-1-3-0-2-3-0 | 2-2-0-3-0-1-3-0-2-3-0-2-3-0-2. The middle three lines (bass clef) contain the sequence: 0-0 | 3-0-1-0-1-3-0-2-3-0-2-3-0-2. Below the staff, there are four guitar diagrams, each representing a measure. The diagrams show the fretting of strings with vertical lines and horizontal bars. The diagrams correspond to the fret numbers in the notation above.

14



2-0-2-3-0-2-3 | 5-3-2-2-3-0-2-3-0-2-3-0-2-3-0-2

TAB 3-4-2 | 3-3-0

Detailed description: This block contains the final two measures of the piece. The notation is written on a six-line staff. The top line (treble clef) contains the sequence of fret numbers: 2-0-2-3-0-2-3 | 5-3-2-2-3-0-2-3-0-2-3-0-2-3-0-2. The middle three lines (bass clef) contain the sequence: 3-4-2 | 3-3-0. Below the staff, there are four guitar diagrams, each representing a measure. The diagrams show the fretting of strings with vertical lines and horizontal bars. The diagrams correspond to the fret numbers in the notation above.

# LXXVI

16.05.2019



# LXXVI

16.05.2019

6-measure guitar TAB for LXXVI. The notation is as follows:

| Measure | T       | A     | B |
|---------|---------|-------|---|
| 1       | 0       | 0     | 2 |
| 2       | 2       |       | 2 |
| 3       | 3-2-0   |       | 3 |
| 4       | 2-0     |       | 4 |
| 5       | 0       | 3-2-3 |   |
| 6       | 2-2-7-5 | 3     | 0 |
| 7       | 8       |       | 5 |
| 8       | 8-7     |       | 7 |
| 9       | 0       |       | 0 |
| 10      | 7-8-7   |       | 8 |
| 11      | 0       |       | 7 |
| 12      | 0       |       |   |

7

4-measure guitar TAB for LXXVI, measures 7-10. The notation is as follows:

| Measure | T   | A | B  |
|---------|-----|---|----|
| 7       | 3   |   | 2  |
| 8       | 2-0 |   | 2  |
| 9       | 2-0 |   | 0  |
| 10      | 0   | 4 |    |
| 11      | 0   |   | 4  |
| 12      | 7   |   | 7  |
| 13      | 7   |   | 5  |
| 14      | 7   |   | 7  |
| 15      | 9   |   | 10 |
| 16      | 10  |   | 12 |
| 17      | 14  |   | 14 |
| 18      | 0   |   | 0  |
| 19      | 0   |   | 0  |
| 20      | 0   |   | 0  |
| 21      | 0   |   | 0  |
| 22      | 0   |   | 0  |
| 23      | 0   |   | 0  |
| 24      | 0   |   | 0  |
| 25      | 0   |   | 0  |
| 26      | 0   |   | 0  |
| 27      | 0   |   | 0  |
| 28      | 0   |   | 0  |
| 29      | 0   |   | 0  |
| 30      | 0   |   | 0  |
| 31      | 0   |   | 0  |
| 32      | 0   |   | 0  |
| 33      | 0   |   | 0  |
| 34      | 0   |   | 0  |
| 35      | 0   |   | 0  |
| 36      | 0   |   | 0  |
| 37      | 0   |   | 0  |
| 38      | 0   |   | 0  |
| 39      | 0   |   | 0  |
| 40      | 0   |   | 0  |
| 41      | 0   |   | 0  |
| 42      | 0   |   | 0  |
| 43      | 0   |   | 0  |
| 44      | 0   |   | 0  |
| 45      | 0   |   | 0  |
| 46      | 0   |   | 0  |
| 47      | 0   |   | 0  |
| 48      | 0   |   | 0  |
| 49      | 0   |   | 0  |
| 50      | 0   |   | 0  |
| 51      | 0   |   | 0  |
| 52      | 0   |   | 0  |
| 53      | 0   |   | 0  |
| 54      | 0   |   | 0  |
| 55      | 0   |   | 0  |
| 56      | 0   |   | 0  |
| 57      | 0   |   | 0  |
| 58      | 0   |   | 0  |
| 59      | 0   |   | 0  |
| 60      | 0   |   | 0  |

# LXXVII

17.05.2019

6=D

Musical notation for the first system, measures 1-5. The key signature is D major (two sharps). The notation is in treble clef with a common time signature. It features a complex rhythmic pattern with eighth and sixteenth notes, and rests. A circled '8' is placed below the first measure.

6

Musical notation for the second system, measures 6-10. The key signature is D major. The notation continues with eighth and sixteenth notes and rests. A circled '8' is placed below the first measure of this system.

11

Musical notation for the third system, measures 11-12. The key signature is D major. The notation continues with eighth and sixteenth notes and rests. A circled '8' is placed below the first measure of this system.

13

Musical notation for the fourth system, measure 13. The key signature is D major. The notation consists of a single measure with a treble clef, a circled '8', and a double bar line.

# LXXVII

17.05.2019

6=D

Measure 6=D TAB notation. The staff shows three lines with fret numbers: 2-0, 2-0, 0; 3, 3, 2-3; 0. The second measure shows: 0-2, 3, 0-2, 3, 0; 0-1-3, 0-2-3, 2; 0. The third measure shows: 2, 0-2, 3, 0; 3, 0; 0. The fourth measure shows: 2, 0-2, 3; 3, 3; 0. Below the staff are guitar diagrams for each measure, showing string positions and bar lines.

5

Measure 5 TAB notation. The staff shows three lines with fret numbers: 0, 3, 0-2, 3, 0-2, 3, 0-2, 2, 0-2, 3, 0; 3-2-3, 3, 1-0-1, 0-1-3, 0-2-3, 0-2, 3, 0-2, 3, 0-2, 3, 0; 4, 2, 4, 2, 0. Below the staff are guitar diagrams for each measure, showing string positions and bar lines.

10

Measure 10 TAB notation. The staff shows three lines with fret numbers: 0, 2, 2, 0, 2, 0, 2, 0, 2, 3, 0; 2, 2, 3, 0-2, 3, 3, 3, 3, 3, 2, 3, 0; 4, 0. Below the staff are guitar diagrams for each measure, showing string positions and bar lines.

12

Measure 12 TAB notation. The staff shows three lines with fret numbers: 0-2, 0-2, 3, 0-2, 3, 5, 2; 0-1-3, 0-2-3, 1-3, 0-2-3, 3, 0-2-3; 0, 3, 3, 0. Below the staff are guitar diagrams for each measure, showing string positions and bar lines.

# LXXVIII

18.05.2019

Harm12

The first system of musical notation is written on a single staff with a treble clef and a key signature of three sharps (F#, C#, G#). It begins with a common time signature 'C' and a circled '8' below the staff. The notation consists of a series of chords and melodic lines, including eighth and sixteenth notes, and rests, spanning approximately 12 measures.

6

Harm12

The second system of musical notation is written on a single staff with a treble clef and a key signature of three sharps (F#, C#, G#). It begins with a circled '6' and a circled '8' below the staff. The notation continues from the first system, featuring a variety of rhythmic patterns and chordal textures, ending with a double bar line.



# LXXVIII

18.05.2019

(Harm12) VII

A guitar TAB for a piece titled 'LXXVIII' with a date of '18.05.2019'. The piece is marked '(Harm12)' and 'VII'. The TAB is written on six lines representing the guitar strings. The notes are: E6 (2), D6 (3), C6 (2), B5 (2), A5 (0), G5 (3), F5 (2), E5 (3), D5 (2), C5 (3), B4 (0), A4 (7), G4 (9), F4 (10), E4 (10), D4 (9), C4 (7), B3 (10), A3 (9), G3 (7), F3 (10), E3 (9), D3 (7). The TAB includes various techniques such as triplets and bends. Below the TAB are diagrams showing the fretting hand positions for each measure.

7

A guitar TAB for a piece titled 'LXXVIII' with a date of '18.05.2019'. The piece is marked '(Harm12)' and 'VII'. The TAB is written on six lines representing the guitar strings. The notes are: E6 (10), D6 (9), C6 (7), B5 (5), A5 (0), G5 (0), F5 (2), E5 (3), D5 (2), C5 (3), B4 (0), A4 (2), G4 (0), F4 (2), E4 (2), D4 (0), C4 (0), B3 (2), A3 (2). The TAB includes various techniques such as triplets and bends. Below the TAB are diagrams showing the fretting hand positions for each measure.

# LXXIX

19.05.2019

Musical notation for the first system, measures 1-5. The key signature is three sharps (F#, C#, G#). The notation includes a treble clef with an 8, a bass clef with an 8, and various rhythmic values including eighth and sixteenth notes. Trills are indicated by a '3' above the notes in measures 3 and 4.

Musical notation for the second system, measures 6-11. The key signature is three sharps (F#, C#, G#). The notation includes a treble clef with an 8 and a bass clef with an 8. It features eighth and sixteenth notes, a dotted quarter note, and a half note. A flat (Bb) is present in measure 10.

Musical notation for the third system, measures 12-15. The key signature is three sharps (F#, C#, G#). The notation includes a treble clef with an 8 and a bass clef with an 8. It features eighth and sixteenth notes, a dotted quarter note, and a half note. Trills are indicated by a '3' above the notes in measures 13 and 14. The system concludes with a double bar line.

# LXXIX

19.05.2019

VII

Measure VII: A six-line guitar tablature system. The top line (high E) has notes 3, 0, 1, 0, 0-2-3, 3-5-7-9, 7-10. The second line (B) has notes 1-3, 3-3-1, 0-2-3, 0, 8, 8, 8. The third line (D) has notes 2, 2, 2, 2, 4, 9, 9. The fourth line (G) has notes 0, 3, 2, 0, 7, 7. The fifth line (B) is empty. The sixth line (low E) is empty. Vertical bar lines separate the notes into six groups. Below the fourth and fifth lines, there are three groups of three vertical bars, each with a '3' underneath, indicating triplets.

6


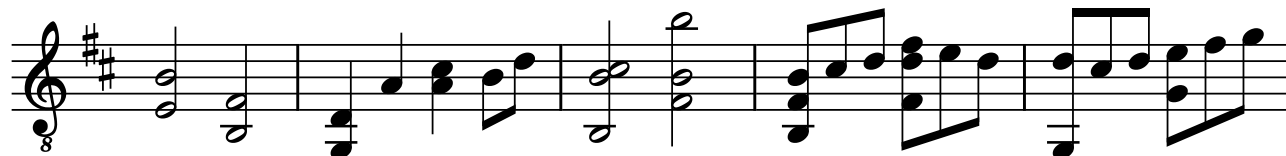
Measure 6: A six-line guitar tablature system. The top line (high E) has notes 2, 5, 2, 0, 0, 3-2, 0, 2, 2-0, 0, 3-2. The second line (B) has notes 3, 1, 1, 0, 0, 0, 0, 3-2, 0, 0, 3-2. The third line (D) has notes 4, 2, 2, 2, 2, 2, 2, 2, 1, 2. The fourth line (G) has notes 2, 2, 2, 2, 2, 2, 2, 2, 1, 2. The fifth line (B) is empty. The sixth line (low E) is empty. Vertical bar lines separate the notes into six groups. Below the fourth and fifth lines, there are three groups of three vertical bars, each with a '3' underneath, indicating triplets.

12

Measure 12: A six-line guitar tablature system. The top line (high E) has notes 3, 0, 3, 2, 0, 0, 2, 3, 0, 5-7-8, 5-7-8, 7. The second line (B) has notes 2, 3, 3, 7-8, 7-8, 7-8, 0. The third line (D) has notes 2, 2, 2, 2, 2, 2, 2, 2, 0. The fourth line (G) has notes 0, 3, 2, 7, 7, 7, 7. The fifth line (B) is empty. The sixth line (low E) is empty. Vertical bar lines separate the notes into four groups. Below the fourth and fifth lines, there are three groups of three vertical bars, each with a '3' underneath, indicating triplets.

# LXXX

20.05.2019



# LXXX

20.05.2019

7

6-measure guitar tablature. Measure 1: T=0, A=0, B=2. Measure 2: T=2-0, A=3-3, B=0. Measure 3: T=0-0, A=7-0, B=3. Measure 4: T=0-2-3, A=0, B=2. Measure 5: T=2-0, A=3-3, B=3. Measure 6: T=0-2-3, A=1, B=3. Measure 7: T=2-0, A=3-8-10-8, B=0. Vertical bar lines are present at the end of measures 1, 2, 3, 4, 5, and 6.

7

6-measure guitar tablature. Measure 7: T=7-0, A=8, B=0. Measure 8: T=3-2-2, A=3, B=0. Measure 9: T=3-0, A=3, B=0. Measure 10: T=2-2-0, A=3, B=4. Measure 11: T=0-3-2, A=3, B=2. Measure 12: T=3-2-0, A=2, B=0. Measure 13: T=2-5-3, A=0, B=0. Measure 14: T=2-0-2-3-2-0, A=0, B=0. Measure 15: T=3-2, A=0, B=0. Measure 16: T=3-2, A=0, B=0. A double bar line is at the end of measure 12.

13



8-measure guitar tablature. Measure 13: T=3-0, A=0, B=0. Measure 14: T=7-8, A=9, B=9. Measure 15: T=10-10, A=0-0, B=7. Measure 16: T=8-8, A=0-0, B=7. Measure 17: T=5-3-2, A=4, B=4. Measure 18: T=2-0, A=3-2, B=5. Measure 19: T=1-0, A=3, B=0. Measure 20: T=0-0, A=6, B=0. Measure 21: T=0-0, A=2, B=2. Measure 22: T=0-0, A=0, B=0. Measure 23: T=2-0, A=3-3, B=0. Measure 24: T=8, A=8, B=3. Vertical bar lines are present at the end of measures 13, 14, 15, 16, 17, 18, 19, 20, 21, 22, and 23.

21

4-measure guitar tablature. Measure 21: T=0, A=7, B=7. Measure 22: T=0, A=0, B=0. Measure 23: T=0, A=0, B=9. Measure 24: T=0, A=0, B=0. Measure 25: T=0, A=0, B=0. Measure 26: T=0, A=0, B=0. Measure 27: T=0, A=0, B=0. Measure 28: T=0, A=0, B=0. A double bar line is at the end of measure 24.

# LXXXI

23.05.2019



# LXXXI

23.05.2019

II

T  
A  
B

5

T  
A  
B

11

T  
A  
B

# LXXXII

25.05.2019

Musical staff 1: Treble clef, key signature of one sharp (F#), 8/8 time signature. The staff contains a sequence of chords and melodic lines. The first measure features a chord with F# and C# in the upper voice and F# and C# in the lower voice. The melody consists of quarter and eighth notes.

Musical staff 2: Treble clef, key signature of one sharp (F#), 8/8 time signature. The staff contains a sequence of chords and melodic lines. The first measure features a chord with F# and C# in the upper voice and F# and C# in the lower voice. The melody consists of quarter and eighth notes.

Musical staff 3: Treble clef, key signature of one sharp (F#), 8/8 time signature. The staff contains a sequence of chords and melodic lines. The first measure features a chord with F# and C# in the upper voice and F# and C# in the lower voice. The melody consists of quarter and eighth notes.

Musical staff 4: Treble clef, key signature of one sharp (F#), 8/8 time signature. The staff contains a sequence of chords and melodic lines. The first measure features a chord with F# and C# in the upper voice and F# and C# in the lower voice. The melody consists of quarter and eighth notes.

Musical staff 5: Treble clef, key signature of one sharp (F#), 8/8 time signature. The staff contains a sequence of chords and melodic lines. The first measure features a chord with F# and C# in the upper voice and F# and C# in the lower voice. The melody consists of quarter and eighth notes.



# LXXXII

25.05.2019

0-2 3-2-0 2 0 2-0 0 2-0 0

TAB 0 0 0 0 3 3 3 3-2-3 3 3-2-3-2

1 2 0 1-8-7 0 0

0 2-0 3-2 0 2

7

2-0 0 0-2-3 0 0-2-3-5 2-0 0 2-0-2-3-5-3-2-3-2-0

TAB 0 3 3-2 0 0-2-3 2-3 3 3-2-3-2 3

0 0 3 0 0 0 4 2

2 2 3 0

12

2-0-2-3-2-0 3-2 3 0-2-0-0 0-2-3-5 7-9-10-9-7 9-7

TAB 0 1 1 0 7 7 7 7 11

0 0 1 2 8 8 8 7

0 3 2 2 9 9 9 9

0 3 0 0 7

17

7 3 2 0 2 0 4 0 0

TAB 5 0 0 0 4 2 4 0

6 1 0 0 0 2 4 2

0 2 2 2 0

# LXXXIII

02.06.2019

6=D

8

4

8

8

8

11

8

14

8

16

8

# LXXXIII

02.06.2019

7 7 10 8 7 0 3 2 3 2 10 9 9 7 0 3 2 3 0

**T** 3 3 10 10 8 7 0 3 2 3 0

**A** 0 0 0 0 0 0 0 0 0 0 0 0 0 0 0 0 0

**B** 0 0 0 0 0 0 0 0 0 0 0 0 0 0 0 0 0

6=D

2 3 5 5 7 7 8 10 8 7 7 0 0 3 2 3 0 2 3 2 0 3 2 0 2

**T** 3 3 5 7 8 8 8 8 8 8 3 2 3 0 2 3 3 0 3 2 0 2

**A** 0 0 0 0 0 0 0 0 0 0 0 0 0 0 0 0 0 0 0 0 0 0

**B** 0 0 0 0 0 0 0 0 0 0 0 0 0 0 0 0 0 0 0 0 0 0

3 2 3 0 2 0 3 2 2 3 0 3 0 2 0 2 3 5 5 3 2 3 3 2 0

**T** 2 0 0 0 0 0 0 0 0 0 0 0 0 0 0 0 0 0 0 0 0 0

**A** 2 0 0 0 0 0 0 0 0 0 0 0 0 0 0 0 0 0 0 0 0 0

**B** 0 0 0 0 0 0 0 0 0 0 0 0 0 0 0 0 0 0 0 0 0 0

2 0 2 3 0 3 0 2 3 2 3 2 0 2 3 0 7 0 5 3 0 2 0 2 3 2 0 0 0 0 0

**T** 0 0 0 0 0 0 0 0 0 0 0 0 0 0 0 0 0 0 0 0 0 0 0 0 0 0

**A** 0 0 0 0 0 0 0 0 0 0 0 0 0 0 0 0 0 0 0 0 0 0 0 0 0 0

**B** 0 0 0 0 0 0 0 0 0 0 0 0 0 0 0 0 0 0 0 0 0 0 0 0 0 0

2 0 3 2 3 2 0 3 2 0 0 2 3 0 2 5 3 2 3 2 0 3 2 0 3 2

**T** 4 0 5 0 0 2 3 0 0 2 0 5 3 2 3 2 0 3 2 0 3 2 0

**A** 4 0 0 0 0 0 0 0 0 0 0 0 0 0 0 0 0 0 0 0 0 0 0 0 0

**B** 0 0 0 0 0 0 0 0 0 0 0 0 0 0 0 0 0 0 0 0 0 0 0 0 0

0 3 2 3 2 0 2 0 3 3 2 3 0 2 0 3 2 3 0 2 3 0 0 2 3 3 3


**T** 4 2 0 3 2 3 3 2 3 3 2 3 3 2 3 0 0 0 2 3 3 3 3 3 0

**A** 4 2 0 4 0 0 0 0 0 0 0 0 0 0 0 0 0 0 0 0 0 0 0 0 0

**B** 0 0 0 0 0 0 0 0 0 0 0 0 0 0 0 0 0 0 0 0 0 0 0 0 0

# LXXXIV

02.06.2019



# LXXXIV

02.06.2019

**T  
A  
B**

7 10-9 10 2-0 0 2 5-3  
10 7-10-9 3 3-2-3-2 0-2-3 0-3  
9 5-3 4 4-0  
2 2 3

6

**T  
A  
B**

2-0 0 0-2-0 0 0  
3 3-2-2-3-2 0-2-3 3-2-3 7-3 2-0  
5 3 3 1 0 0 0 7-3 0-7  
2 3-10-9 7 8

11

**T  
A  
B**

5 3 2 0 0 2 3 2 2  
4 4 5 3 1 2 0 1-0 0  
2 2 2

# LXXXV

03.06.2019

Musical notation for measures 1-5. The piece is in G major (one sharp) and 8/8 time. The notation features a treble clef and a key signature of one sharp (F#). The melody consists of quarter and eighth notes, with some beamed eighth notes. The bass line includes dotted half notes and quarter notes. A double bar line is present at the end of measure 5.

6

Musical notation for measures 6-11. The notation continues with a treble clef and a key signature of one sharp (F#). The melody is primarily composed of eighth notes, some beamed together. The bass line consists of quarter notes. A double bar line is present at the end of measure 11.

12

Musical notation for measures 12-16. The notation continues with a treble clef and a key signature of one sharp (F#). The melody is primarily composed of eighth notes, some beamed together. The bass line consists of quarter notes. A double bar line is present at the end of measure 16.

17

Musical notation for measures 17-22. The notation continues with a treble clef and a key signature of one sharp (F#). The melody is primarily composed of quarter and eighth notes. The bass line consists of quarter notes. A double bar line is present at the end of measure 22.

# LXXXV

03.06.2019

2-2 2-0 0 2 0 3 2 0 2 3

0-0 0 3-3-2-3 3 3-2 0 0-2-3 3 2 0

0-0 1 0 0 4 5-3-1-0 0 3 3

**T**

**A**

**B** 2 1 2 0 4

7

0-2 0 0-2 5 3-2 3 2-0

3-2-3 2-0-2-3 0 0-0-2-3 2-0-2-3 0-2 3 2-0

2 0 3 0 4 2

**T**

**A**

**B** 2 0 3 0 4 2

13

2-0 0 3-2-0 0 0-2 0 0-2-0 0 2 2

3-2-3 2-3 3 2-3 0-2-3 3-2-3 0 0 0

0 4 2 0 3 0 0 0

**T**

**A**

**B** 0 4 2 0 3 0 0 0

18

0 0 2

3-2 3 0 0-2-3 0-2 0-1-3 0-1-3 0

3 1 2 0


**T**

**A**

**B** 2 3-2-3 1 2 0

# LXXXVI

07.06.2019





# LXXXVI

07.06.2019

2  
0-3-2-3 | 3-2-2-3 | 2-0-0 | 3-2-3-0 | 3-2-0 | 2-2-3-2 | 2-2-0

0-0 | 0 | 1 | 1 | 0

2 | 2 | 3 | 2 | 2

Detailed description: This block contains the first six measures of a guitar piece. The top staff shows the melody with fret numbers: 2, 0-3-2-3, 3-2-2-3, 2-0-0, 3-2-3-0, 3-2-0, 2-2-3-2, 2-2-0. The middle staff shows bass notes: 0-0, 0, 1, 1, 0. The bottom staff shows fret numbers: 2, 2, 3, 2, 2. Below the staff are guitar diagrams for each measure, showing string positions and fingerings.

7

3-2-0 | 2-3-0-2-0-2-3-0 | 2-3-0-0-2-3-0-2 | 2-3-0-3-0-2-3-2-3

1 | 0 | 3 | 1-3 | 0 | 0 | 0 | 3

3 | 2 | 2 | 2

Detailed description: This block contains measures 7, 8, and 9. The top staff shows the melody: 3-2-0, 2-3-0-2-0-2-3-0, 2-3-0-0-2-3-0-2, 2-3-0-3-0-2-3-2-3. The middle staff shows bass notes: 1, 0, 3, 1-3, 0, 0, 0, 3. The bottom staff shows fret numbers: 3, 2, 2, 2. Below the staff are guitar diagrams for each measure.

10

0-2-3 | 3-2-3-2-3-2-3-0 | 2-3-2-3-2-0-0-2-3-0-2 | 2-3-0-2-3-2-3

5 | 3 | 1 | 0 | 4 | 0 | 0 | 0

2 | 3 | 2

Detailed description: This block contains measures 10 and 11. The top staff shows the melody: 0-2-3, 3-2-3-2-3-2-3-0, 2-3-2-3-2-0-0-2-3-0-2, 2-3-0-2-3-2-3. The middle staff shows bass notes: 5, 3, 1, 0, 4, 0, 0, 0. The bottom staff shows fret numbers: 2, 3, 2. Below the staff are guitar diagrams for each measure.

12

2 | 2 | 3-2-0-2 | 2

0 | 0 | 0

2 | 2

Detailed description: This block contains measure 12. The top staff shows the melody: 2, 2, 3-2-0-2, 2. The middle staff shows bass notes: 0, 0, 0. The bottom staff shows fret numbers: 2, 2. Below the staff are guitar diagrams for the measure.

# LXXXVII

07.06.2019

Musical staff 1: Treble clef, key signature of two sharps (F# and C#), 8/8 time signature. The staff contains a sequence of notes and rests, including a dotted quarter note followed by an eighth note, and several eighth-note runs.

Musical staff 2: Treble clef, key signature of two sharps, 8/8 time signature. The staff contains a sequence of notes and rests, including a dotted quarter note followed by an eighth note, and several eighth-note runs.

Musical staff 3: Treble clef, key signature of two sharps, 8/8 time signature. The staff contains a sequence of notes and rests, including a dotted quarter note followed by an eighth note, and several eighth-note runs.

Musical staff 4: Treble clef, key signature of two sharps, 8/8 time signature. The staff contains a sequence of notes and rests, including a dotted quarter note followed by an eighth note, and several eighth-note runs. The staff ends with a double bar line. Labels "Harm12" and "Harm5" are placed above the staff, indicating harmonic structures.

# LXXXVII

07.06.2019

2-2 3-2-0 2 0 0-2 2-0 0 2-0 2-0 0

0-0 0 0 3 3 2 3 2-3

0-0 2 0 3 2 3 2-0

2-2 2 0 3 2 2-0

Diagram 1: | • | | | | | | |

Diagram 2: | | | | | | | |

Diagram 3: | | | | | | | |

Diagram 4: | | | | | | | |

Diagram 5: | | | | | | | |

Diagram 6: | | | | | | | |

Diagram 7: | | | | | | | |

8

3-2-0-2-0-2-3-0 0-2 3 0-2-3 2-3 0-2 0 0-2-3 0-2-3 0-2

5 3 1-3 3 2-3 3 1-3

Diagram 8: | | | | | | | |

Diagram 9: | | | | | | | |

Diagram 10: | | | | | | | |

Diagram 11: | | | | | | | |

Diagram 12: | | | | | | | |

Diagram 13: | | | | | | | |

Diagram 14: | | | | | | | |

10

2-0 5-3 3-2 0-2-0 3-2-3 3-2-3-2-3-2-3 0 2-2 7-5-3-2 0-2-0

0 4 1 1 3 3 3 3 3 3 8-7-5-3 2-3

0 2

Diagram 15: | | | | | | | |

Diagram 16: | | | | | | | |

Diagram 17: | | | | | | | |

Diagram 18: | | | | | | | |

Diagram 19: | | | | | | | |

Diagram 20: | | | | | | | |

Diagram 21: | | | | | | | |

15

5-3-2-0 2-0 Harm12..... Harm5 2

7-5-3-2 3 3 2 2-0 2 0 2 0

0 5 3 2 0 0 2 2

1 2 2

Diagram 22: | | | | | | | |

Diagram 23: | | | | | | | |

Diagram 24: | | | | | | | |

Diagram 25: | | | | | | | |



Diagram 26: | | | | | | | |

Diagram 27: | | | | | | | |

# LXXXVIII

## Sankthanssuite I

22.06.2019



# LXXXVIII

## Sankthanssuite I

22.06.2019

**T  
A  
B**

0—0 7-8 8-7 7 7-0 5-3-2 0 0 0-2  
9-10-7 6 8-0 5-3 2-3-2 3 3 0-1  
7 0 2 3 2

8 ♩ = ♩.

**T  
A  
B**

2-0 0 3-2 3-2 0 2 3-2-0-2-3 0 2 0-2-3-2-0 2  
0 3 5 0 1 0 0 4  
2 2

15



**T  
A  
B**

0 0-2-3 0 2 7  
1-0-1-3 0 0 0  
2 2 7 6 7

# LXXXIX

Sankthanssuite II

22.06.2019



# LXXXIX

Sankthanssuite II

22.06.2019

6

6-measure guitar tablature system. The top staff contains fret numbers: 5, 7-5-7, 8, 5, 7, 7, 0, 3, 2, 2, 0, 3, 3-2-3, 0, 2, 0, 3, 3-2-0-2, 0, 2, 9, 7, 7, 10. The bottom staff shows fret positions with vertical bar lines and horizontal bars representing strings.

6

6-measure guitar tablature system. The top staff contains fret numbers: 9, 5, 7, 10, 7, 9, 10, 9, 10, 9, 7, 0, 3, 2, 3, 0, 2, 4, 5, 4, 2, 2, 4, 2, 4, 2, 4, 5, 2, 4. The bottom staff shows fret positions with vertical bar lines and horizontal bars representing strings.

12

6-measure guitar tablature system. The top staff contains fret numbers: 4, 2, 2, 2, 0, 7, 8, 7, 0, 3, 0, 0, 2, 7, 5, 7, 7, 8, 10, 8, 7, 8, 7, 7, 0, 3, 2. The bottom staff shows fret positions with vertical bar lines and horizontal bars representing strings.

18





6-measure guitar tablature system. The top staff contains fret numbers: 2, 3, 2, 0, 0, 3, 2, 3, 2, 2, 0, 2, 0, 3, 2, 0, 2, 3, 2, 0, 2, 0, 0, 0, 3, 3, 1, 3. The bottom staff shows fret positions with vertical bar lines and horizontal bars representing strings.

22

3-measure guitar tablature system. The top staff contains fret numbers: 2, 2, 0, 0, 3, 2, 3, 0, 2, 0, 0, 0. The bottom staff shows fret positions with vertical bar lines and horizontal bars representing strings.

XC  
Sankthanssuite III

21.06.2019





# XC

## Sankthanssuite III

21.06.2019

2-3-5 | 0-2-3 | 3-0-2 | 0-2-0 | 2-0-3 | 3-2-0

**T**

**A**

**B**

· √ | · √ | · √ | | √ √ | · √ | · √ |

7

2-0-2-3 | 0-2-2 | 2-3-3 | 0-2-3 | 3-5-4 | 2-3-2 | 0-2-2-0-2-3

**T**

**A**

**B**

∞ ∞ ∞ | | | | | | | ∞ ∞ ∞ ∞ ∞ ∞ ∞

12

5-3-2 | 3-2-0 | 2-0-2-3-2-0 | 0-0-2-0 | 3-2-3 | 0-2-3 | 2-0-2-3

**T**

**A**

**B**

· √ | · √ | ∞ ∞ ∞ ∞ ∞ ∞ ∞ ∞ ∞ ∞ ∞ ∞

17

0-0-2-3 | 0-2-3-2 | 2-0-0 | 3-3-2-3-2 | 0-4-4

**T**

**A**

**B**

∞ ∞ ∞ ∞ ∞ ∞ ∞ ∞ ∞ ∞ ∞ ∞ |

21

2-3-0-2 | 2-0-0

**T**

**A**

**B**


2-1-2 |

| | | |

# XCI

Sankthanssuite IV

22.06.2019



# XCI

## Sankthanssuite IV

22.06.2019

11

11

0 | 0-0 | 2-3 | 5-3 | 2-2 | 3-3 | 0-2 | 3-2 | 0-2-3 | 0 | 2-7 | 0

5 | 5 | 3 | 3 | 2 | 2 | 5 | 3 | 3 | 0 | 0

0 | 0 | 0 | 0 | 0 | 0 | 0 | 0 | 0 | 0 | 0

0 | 0 | 0 | 0 | 0 | 0 | 0 | 0 | 0 | 0 | 0

0 | 0 | 0 | 0 | 0 | 0 | 0 | 0 | 0 | 0 | 0

0 | 0 | 0 | 0 | 0 | 0 | 0 | 0 | 0 | 0 | 0

18

18

7-5 | 7-5-7-8 | 7-0 | 3-2 | 3-3 | 0-3-2 | 0 | 2-3-2 | 2-0 | 3-2

8 | 8 | 8 | 8 | 3 | 3 | 0 | 3 | 2 | 2 | 0 | 3 | 2

0 | 0 | 0 | 0 | 0 | 0 | 0 | 0 | 0 | 0 | 0 | 0

0 | 0 | 0 | 0 | 0 | 0 | 0 | 0 | 0 | 0 | 0 | 0

0 | 0 | 0 | 0 | 0 | 0 | 0 | 0 | 0 | 0 | 0 | 0

0 | 0 | 0 | 0 | 0 | 0 | 0 | 0 | 0 | 0 | 0 | 0

23

23

2-0 | 3-2-3 | 2-0 | 3-2 | 2-0 | 3-2 | 0-2-3-2-3 | 0 | 0-2-0-2-3 | 3

3 | 3 | 3 | 3 | 2 | 2 | 1 | 0 | 3 | 3 | 3 | 3

0 | 0 | 0 | 0 | 0 | 0 | 0 | 0 | 0 | 0 | 0 | 0

0 | 0 | 0 | 0 | 0 | 0 | 0 | 0 | 0 | 0 | 0 | 0

0 | 0 | 0 | 0 | 0 | 0 | 0 | 0 | 0 | 0 | 0 | 0

0 | 0 | 0 | 0 | 0 | 0 | 0 | 0 | 0 | 0 | 0 | 0

23

23

2-7-5-3-2 | 2-0 | 3-2-0 | 0-2-0 | 3-2 | 3-0

3 | 3 | 3 | 3 | 0 | 0 | 0 | 0 | 0 | 0 | 0

0 | 0 | 0 | 0 | 0 | 0 | 0 | 0 | 0 | 0 | 0

0 | 0 | 0 | 0 | 0 | 0 | 0 | 0 | 0 | 0 | 0

0 | 0 | 0 | 0 | 0 | 0 | 0 | 0 | 0 | 0 | 0

0 | 0 | 0 | 0 | 0 | 0 | 0 | 0 | 0 | 0 | 0

# XCII

Midtsommer 2019

Musical staff 1, measures 1-6. Treble clef, key signature of one sharp (F#). The staff contains a sequence of notes and rests, with a common time signature 'C' at the beginning.

Musical staff 2, measures 7-10. Treble clef, key signature of one sharp (F#). Measure 7 is marked with a '7' above the staff. A wavy hairpin symbol is positioned above measure 10. The staff contains a sequence of notes and rests.

Musical staff 3, measures 11-16. Treble clef, key signature of one sharp (F#). Measure 11 is marked with an '11' above the staff. The staff contains a sequence of notes and rests.

Musical staff 4, measures 17-22. Treble clef, key signature of one sharp (F#). Measure 17 is marked with a '17' above the staff. The staff contains a sequence of notes and rests.

Musical staff 5, measures 23-27. Treble clef, key signature of one sharp (F#). Measure 23 is marked with a '23' above the staff. The staff contains a sequence of notes and rests. Two instances of 'Harm12' are written above the staff, corresponding to specific notes.

Musical staff 6, measures 28-33. Treble clef, key signature of one sharp (F#). Measure 28 is marked with a '28' above the staff. The staff contains a sequence of notes and rests, ending with a double bar line.

# XCII

Midtsommer 2019

7

7 0 0 | 7 0 0 | 5 3 | 0 2 3 0 2 | 3 0 | 2 0

5 | 5 | 4 5 3 1 | 0 | 2 1 0 | 0 1 0

0 | 0 | | 2 | | |

Vertical bar lines and fret markers are present below the strings.

7

0 3 2 3 2 0 | 2 2 3 0 2 | 0 0 2 3 0 | 0 2 3 0 2 | 4 5 4

3 | 3 | 3 2 3 | 3 2 3 | 0

4 2 | 0 | 4 | 2 | 0

Vertical bar lines and fret markers are present below the strings.

12

5 4 2 | 4 0 5 4 | 7 0 0 | 7 0 0 | 5 0 3 2 | 2 3 0 2 | 2 0 2

4 | 4 | 5 | 5 | 4 1 | 0 | 1

2 0 | 0 | 0 | 2 | 2 | 1

Vertical bar lines and fret markers are present below the strings.

19

0 3 2 3 | 2 0 2 3 | 0 0 2 | 3 2 3 2 3 | 0 2 0 | 2 0 0 | 0 0

3 | 3 | 1 0 | 1 0 | 1 0 | 5 0

2 0 | 0 | 3 | 2 | 2 | 4

Vertical bar lines and fret markers are present below the strings.

26

0 0 | 3 5 0 | 0 2 3 2 3 | 3 0 2 | 7 0 0 | 7 0 0 | 5 4 2 4

1 0 | 5 | | 5 | 5 | 5 | 2

2 | 2 | 0 | 0 | 2

Vertical bar lines and fret markers are present below the strings.

32

4

0

2

0

Vertical bar lines and fret markers are present below the strings.

# XCIII

Suite i C - I

05.07.2019

6=C  
3=G

4

10

17 Rit .....

20

24

Detailed description: This is a musical score for a piece titled 'XCIII Suite i C - I', dated 05.07.2019. The score is written in treble clef with a key signature of one flat (B-flat) and a time signature of 8/8. It consists of six staves of music. The first staff begins with a treble clef, a key signature of one flat, and a time signature of 8/8. Below the first staff, the notes '6=C' and '3=G' are written. The music features a mix of eighth and sixteenth notes, often beamed together. The second staff starts at measure 4. The third staff starts at measure 10. The fourth staff starts at measure 17 and includes a 'Rit.' (ritardando) marking with a dotted line. The fifth staff starts at measure 20. The sixth staff starts at measure 24 and ends with a double bar line and a repeat sign. The bass clef is shown at the end of the sixth staff.

# XCIII

Suite i C - I

05.07.2019

4

6=C  
3=G

This block contains the first system of guitar tablature, measures 4 through 6. It features three staves: a top staff with fret numbers (0, 8, 9, 10), a middle staff with fret numbers (0, 9, 10), and a bottom staff with fret numbers (0, 10). The notes are: 4: 8-9-10, 9-10, 10; 5: 9-9-8, 9-9-8, 9; 6: 8-7-8, 7-7-8, 6-8. Chord diagrams are shown below the staves.

9

This block contains the second system of guitar tablature, measures 7 through 9. It features three staves: a top staff with fret numbers (0, 3, 2, 3, 3, 1, 2, 2, 1, 1, 3, 0, 3, 0), a middle staff with fret numbers (3, 2, 2, 3, 3, 3, 3), and a bottom staff with fret numbers (0, 0, 0, 0, 0, 0, 0). The notes are: 7: 3-2-3, 3-3-0, 3-1-3; 8: 2-2-1, 1-1-3, 3-0; 9: 3-4, 3-0. Chord diagrams and a double bar line are shown below the staves.

17

This block contains the third system of guitar tablature, measures 10 through 16. It features three staves: a top staff with fret numbers (6-8, 5-6-8-6, 3-5-6-5, 1-0-1, 0-1-3, 3-1-0, 1-0-1-3, 0-1, 3-1-3, 0-1-3), a middle staff with fret numbers (7, 2, 0, 2, 0, 2, 0), and a bottom staff with fret numbers (0, 0, 0, 0, 0, 0, 0). The notes are: 10: 6-8, 7; 11: 5-6-8-6, 2; 12: 3-5-6-5, 0; 13: 1-0-1, 0; 14: 0-1-3, 0; 15: 3-1-0, 2; 16: 1-0-1-3, 0; 17: 0-1, 3-1-3, 0-1-3. Chord diagrams and a double bar line are shown below the staves.

17

Rit . . . . .

This block contains the fourth system of guitar tablature, measures 17 through 19. It features three staves: a top staff with fret numbers (0-3, 0-1-3-5, 5-3, 6-3, 6-0, 6-0, 0-0, 1, 1, 1, 2, 2, 3, 3, 3), a middle staff with fret numbers (3, 6, 6, 6, 7, 7-5, 2, 0, 2, 2, 3, 3), and a bottom staff with fret numbers (0, 0, 0, 0, 0, 0, 0). The notes are: 17: 0-3, 0-1-3-5; 18: 5-3, 6-3, 6-0, 6-0, 0-0; 19: 1, 1, 1, 2, 2, 3, 3, 3. Chord diagrams are shown below the staves.

20

This block contains the fifth system of guitar tablature, measures 20 through 23. It features three staves: a top staff with fret numbers (3-1, 3-3, 3, 0, 3-3, 2-3, 2, 6, 8, 8, 9, 8, 9, 9, 9, 9), a middle staff with fret numbers (2, 2, 3, 3, 8, 8, 7, 7, 8, 9, 9, 9, 9), and a bottom staff with fret numbers (0, 3, 0, 0, 0, 0, 0, 8, 0, 10). The notes are: 20: 3-1, 3-3, 2-3, 2; 21: 3, 0, 3-3, 2-3, 2; 22: 6, 8, 8, 7, 7, 8; 23: 9, 8, 9, 9, 9, 9, 9, 10. Chord diagrams are shown below the staves.

24

This block contains the sixth system of guitar tablature, measure 24. It features three staves: a top staff with fret numbers (9, 8, 9, 10, 9, 10), a middle staff with fret numbers (10, 10, 10), and a bottom staff with fret numbers (0, 0, 0). The notes are: 24: 9, 8, 9, 10, 9, 10. Chord diagrams are shown below the staves.

# XCIV

Suite i C - II

01-02..07.2019

6=C  
3=G

6

9

Harm12

14

22

27

Detailed description: This is a musical score for Suite i C - II, measures 1 through 27. The score is written in treble clef with a key signature of one sharp (F#) and a time signature of 8/8. The notation includes a variety of rhythmic patterns, including eighth and sixteenth notes, and rests. There are several instances of beamed sixteenth notes, particularly in measures 22 and 27. The score is divided into six systems, with measure numbers 6, 9, 14, 22, and 27 indicated at the beginning of their respective systems. A 'Harm12' instruction is placed above the staff in measure 10. The piece concludes with a double bar line and repeat dots at the end of measure 27.





# XCV

Suite i C - III

05.07.2019

6=C  
3=G

8

5

8

9

3 3 3 3

# XCV

Suite i C - III

05.07.2019

6=C  
3=G

0 3 3 1 0 | 1 0 1 0 0 | 0 3 0 8 7 | 8 7 10 8

1 0 3 3 1 | 3 6 3 8 8 | 9 8 10 8

0 0 | 0 3 2 5 | 0

2 2 | 0 3 2 5 | 0

3 3 | 0 3 2 5 | 0

5

0 3 1 3 | 1 0 0 1 3 | 0 3 3 0 1 | 0 1 3 1 0 0 1 1 3

5 2 | 3 3 0 1 | 1 3 0 2 0

0 2 3 3

9

0 8 7 10 8 9 10 | 0 3 1 3 3 | 0 1 3 0 1 3 0 1 0 1 | 0 1 3 3 1 0 1 0

0 2 2 3 3 3 3 3 3 3 3 3

# XCVI

Suite i C - IV

03.07.2019

6=C  
3=G

5

10

13

17

# XCVI

Suite i C - IV

03.07.2019

6=C  
3=G

Measures 1-4 of the first system. The TAB notation shows fret numbers on six strings. Measure 1: Treble (1-0-1), Bass (0-3-0). Measure 2: Treble (1-0), Bass (2-3-1-3). Measure 3: Treble (1-3-1-0), Bass (3-0). Measure 4: Treble (0-3-1-0-1-3), Bass (2-0). Below the TAB are guitar diagrams for each measure.

5

Measures 5-8 of the first system. Measure 5: Treble (1-0), Bass (2-0-1-3-0-1-3). Measure 6: Treble (0-0-1), Bass (2-0). Measure 7: Treble (3-1-0-1-0), Bass (3-0). Measure 8: Treble (0-0), Bass (0-1-3-3). Below the TAB are guitar diagrams for each measure.

9

Measures 9-11 of the first system. Measure 9: Treble (3-5-3), Bass (5-3). Measure 10: Treble (1-0-1-0-1-3), Bass (0-3). Measure 11: Treble (1-3-0-1-0), Bass (3-0-1-3-0-2-0-1). Below the TAB are guitar diagrams for each measure.

12

Measures 12-15 of the first system. Measure 12: Treble (1-0-1), Bass (0-3-0). Measure 13: Treble (1-0), Bass (2-3-1-3). Measure 14: Treble (1-3-1-0), Bass (3-0). Measure 15: Treble (0-3-1-0-1-3), Bass (2-0). Below the TAB are guitar diagrams for each measure.

16

Measures 16-19 of the first system. Measure 16: Treble (1-0), Bass (2-0-1-3-0-1-3). Measure 17: Treble (0-0-1), Bass (2-0). Measure 18: Treble (3-1-0-1-0), Bass (3-0). Measure 19: Treble (0-0), Bass (0-1-3-0-1-3). The system ends with a double bar line. Below the TAB are guitar diagrams for each measure.

# XCVII

11.07.2019

6=D

Musical notation for measures 1-6. The piece is in D major (one sharp) and 8/8 time. The notation features a treble clef and a bass clef. The melody in the treble clef consists of eighth and quarter notes, while the bass clef provides a steady accompaniment of eighth notes. Measure 6 ends with a double bar line.

7

Musical notation for measures 7-10. The melody continues with eighth notes in the treble clef. Measure 10 ends with a double bar line.

11

Musical notation for measures 11-15. The melody includes some sixteenth notes in the treble clef. Measure 15 ends with a double bar line.

16

Musical notation for measures 16-22. The melody continues with eighth notes. Measure 22 ends with a double bar line.

23

Musical notation for measures 23-26. The melody features two triplet markings (indicated by a '3' above the notes) in the treble clef. Measure 26 ends with a double bar line.

# XCVII

11.07.2019

6=D

Measures 1-6 of the piece. The TAB notation is as follows:  
Measure 1: 2 3 0 | 3 8 7 | 5 7 8 7 | 8 7 0 | 2 3 5 3 2 0 | 2 0 0  
Measure 2: 3 0 | 8 | 8 | 0 | 5 | 3 3 2  
Measure 3: 0 | 2 | 7 | 0 | 0 | 4  
The guitar diagram below shows the fretting for each measure, with a 6=D tuning indicated.

7

Measures 7-10 of the piece. The TAB notation is as follows:  
Measure 7: 0 2 3 | 0 2 | 2 | 2 3 5 3 2 | 0 2 3 2 0  
Measure 8: 3 2 3 | 2 0 2 3 | 3 | 3 2 3 |  
Measure 9: 2 | 0 | 0 |  
Measure 10: 0 | 0 | 0 |  
The guitar diagram below shows the fretting for each measure.

11

$\text{♩} = \text{♩}.$

Measures 11-15 of the piece. The TAB notation is as follows:  
Measure 11: 2 3 3 | 2 2 5 | 5 3 2 3 2 0 | 2 0 3 2 3 0 | 3 2 0 2 3 0  
Measure 12: 3 3 0 | 3 0 | 0 | 0 | 3 2 3 0 | 3 2 0 2 3  
Measure 13: 0 | 0 | 0 | 0 | 0 | 2 0  
Measure 14: 0 | 0 | 0 | 0 | 0 | 0  
Measure 15: 0 | 0 | 0 | 0 | 0 | 0  
The guitar diagram below shows the fretting for each measure. A tempo marking  $\text{♩} = \text{♩}.$  is present above measure 11.

16

$\text{♩} = \text{♩}$

Measures 16-22 of the piece. The TAB notation is as follows:  
Measure 16: 0 2 0 2 3 | 5 3 2 0 | 0 2 | 2 | 8 10 | 9 10 9 | 14 8 | 7 3 2  
Measure 17: 3 3 3 3 | 3 2 3 | 3 | 0 8 | 10 0 | 0 8 | 0 8 | 7 3 2  
Measure 18: 2 4 | 0 | 0 | 0 | 7 9 | 0 | 0 | 0 | 0 | 0  
Measure 19: 0 | 0 | 0 | 0 | 0 | 0 | 0 | 0 | 0 | 0  
Measure 20: 0 | 0 | 0 | 0 | 0 | 0 | 0 | 0 | 0 | 0  
Measure 21: 0 | 0 | 0 | 0 | 0 | 0 | 0 | 0 | 0 | 0  
Measure 22: 0 | 0 | 0 | 0 | 0 | 0 | 0 | 0 | 0 | 0  
The guitar diagram below shows the fretting for each measure. A tempo marking  $\text{♩} = \text{♩}$  is present above measure 16.

23

Measures 23-25 of the piece. The TAB notation is as follows:  
Measure 23: 2 3 | 2 0 3 0 | 3 3 | 2 | 2 0 0 0 | 2  
Measure 24: 3 3 | 3 0 0 0 | 0 0 0 0 | 0 0 0 0 | 0 0 0 0 | 0  
Measure 25: 0 0 0 0 | 0 0 0 0 | 0 0 0 0 | 0 0 0 0 | 0 0 0 0 | 0  
The guitar diagram below shows the fretting for each measure. The piece ends with a double bar line at the end of measure 25.

# XCVIII

12.07.2019

6=D 8

H12

3

3

8

3

J = J.

13

J = J.

H12

19

8



# XCVIII

12.07.2019

H12

6=D

3 3

Detailed description: This block contains the first seven measures of a guitar piece. The notation is in TAB format with three staves labeled T, A, and B. Measure 1 has fret numbers 2, 0, 3, 3, 2, 0 on the top staff and 0, 5, 0 on the middle and bottom staves. Measure 2 has 2, 0, 3, 3, 2, 0 and 5. Measure 3 has 2, 3, 0, 0, 2, 2 and 0. Measure 4 has 0, 0, 2, 3, 3, 3 and 0. Measure 5 has 2, 3, 3, 3, 2, 0 and 0. Measure 6 has 2, 3, 2, 3, 0 and 0. Measure 7 has 2, 3, 0, 3, 3 and 0. Below the staves are six pairs of vertical lines representing fret positions, with some bars indicating fingerings (e.g., a dot above a bar for the 3rd fret).

8

$\text{♩} = \text{♩}$

Detailed description: This block contains measures 8 through 12. Measure 8 has fret numbers 2, 0, 0, 0, 3, 3, 2 on the top staff and 0, 0, 2 on the middle and bottom staves. Measure 9 has 3, 0, 2, 3, 3, 2, 0 and 5. Measure 10 has 2, 3, 5, 0, 2, 3, 0 and 0. Measure 11 has 3, 0, 2, 2, 3, 0 and 0. Measure 12 has 3, 0, 2, 2, 3, 0 and 0. Below the staves are seven pairs of vertical lines representing fret positions, with some bars indicating fingerings (e.g., a dot above a bar for the 3rd fret).

13

$\text{♩} = \text{♩}$

H12

Detailed description: This block contains measures 13 through 18. Measure 13 has fret numbers 0, 2, 3, 0, 2, 3, 0, 2 on the top staff and 3 on the middle and bottom staves. Measure 14 has 3, 2, 0, 2, 3, 0, 2 and 2. Measure 15 has 3, 0, 2, 0, 2, 3, 3, 2 and 1. Measure 16 has 5, 3, 2, 4 and 4. Measure 17 has 2, 0, 3, 2, 3, 0 and 0. Measure 18 has 2, 0, 3, 2, 3, 0 and 0. Below the staves are eight pairs of vertical lines representing fret positions, with some bars indicating fingerings (e.g., a dot above a bar for the 1st fret).

19

Detailed description: This block contains measure 19. The top staff has fret numbers 2, 0, 14. The middle and bottom staves have 3, 5, 4 and 0. Below the staves are three pairs of vertical lines representing fret positions.

# XCIX

13.07.2019

6=D<sup>8</sup>

The first system of music contains measures 6, 7, and 8. It begins with a treble clef and a common time signature. Measure 6 starts with a bass clef and a '6=D<sup>8</sup>' marking. The melody consists of eighth and sixteenth notes, with some beamed sixteenth notes. The bass line is primarily eighth notes. Measure 7 continues the melodic and bass patterns. Measure 8 concludes with a double bar line and a sharp sign on the staff.

5

The second system of music contains measures 5, 6, 7, and 8. It begins with a treble clef and a common time signature. Measure 5 starts with a bass clef and a '5' marking. The melody features beamed sixteenth notes and eighth notes. The bass line consists of eighth notes. Measure 6 continues the patterns. Measure 7 includes two wavy hairpins above the staff. Measure 8 ends with a double bar line and a sharp sign on the staff.

9

The third system of music contains measures 9, 10, 11, and 12. It begins with a treble clef and a common time signature. Measure 9 starts with a bass clef and a '9' marking. The melody is composed of eighth and sixteenth notes. The bass line is primarily eighth notes. Measure 10 continues the melodic and bass patterns. Measure 11 includes a sharp sign on the staff. Measure 12 concludes with a double bar line and a sharp sign on the staff.

# XCIX

13.07.2019

6=D

The first system of guitar tablature consists of three staves labeled T, A, and B. The T staff has notes 1, 0, 3, 0-1-3-3, 1-0, 3-1, 1-0, 0. The A staff has notes 3, 2, 3-2-3, 8-7, 7-3-2, 3, 2, 3-1, 3, 3-2-3. The B staff has notes 0, 3-2-3, 7, 7-3-2. Below the staves are six fret diagrams corresponding to the notes in the T staff.

5

The second system of guitar tablature consists of three staves labeled T, A, and B. The T staff has notes 1-3, 6, 3-1-0-3-1-0-1, 3-2-3, 0-1-0-1-3, 1-0, 3-1-1-0, 1-0. The A staff has notes 3-2-3, 0, 3, 3-2. The B staff has notes 0, 0, 0. There are two wavy tremolo symbols above the second and third measures of the T staff. Below the staves are seven fret diagrams.

9

The third system of guitar tablature consists of three staves labeled T, A, and B. The T staff has notes 0, 1, 3, 0, 3, 1, 0, 3, 0, 1, 0, 0, 0. The A staff has notes 2, 1, 3, 2, 3, 2, 3, 0, 2, 3, 0. The B staff has notes 3, 2, 3, 2, 0, 2. Below the staves are seven fret diagrams.

# C

15.07.2019

6=D 8

8

12

14

17

21

25

This musical score is for guitar, written in C major (one sharp, F#) and 8/8 time. The key signature is indicated by a sharp sign on the F line of the staff. The time signature is 8/8, with a small '8' below the staff. The piece is marked '6=D', indicating a D major chord in the 6th fret. The score consists of seven staves of music, each starting with a measure number: 1, 8, 12, 14, 17, 21, and 25. The music features a mix of eighth and sixteenth notes, often beamed together, and rests. The final staff ends with a double bar line and a repeat sign.

# C

15.07.2019

6=D

9

10

11

12

Detailed description: This block contains the first system of guitar tablature, measures 9 through 12. It features a treble clef and a key signature of one flat (B-flat). The tuning is indicated as 6=D. The notation includes fret numbers (0-5) and rhythmic values (quarter, eighth, and sixteenth notes). Measure 9 starts with a quarter rest followed by a quarter note on the 3rd fret. Measure 10 has a quarter note on the 1st fret. Measure 11 contains a quarter note on the 3rd fret, a quarter note on the 2nd fret, and a quarter note on the 3rd fret. Measure 12 has a quarter note on the 3rd fret, a quarter note on the 2nd fret, and a quarter note on the 3rd fret. The bass clef part shows a series of chords: a D chord (0-2-3-2), a D chord (0-2-3-2), a D chord (0-2-3-2), a D chord (0-2-3-2), a D chord (0-2-3-2), and a D chord (0-2-3-2).

13

14

15

16

Detailed description: This block contains the second system of guitar tablature, measures 13 through 16. Measure 13 has a quarter note on the 2nd fret, a quarter note on the 0th fret, a quarter note on the 2nd fret, and a quarter note on the 3rd fret. Measure 14 has a quarter note on the 0th fret, a quarter note on the 2nd fret, a quarter note on the 3rd fret, and a quarter note on the 2nd fret. Measure 15 has a quarter note on the 0th fret, a quarter note on the 2nd fret, a quarter note on the 3rd fret, and a quarter note on the 2nd fret. Measure 16 has a quarter note on the 0th fret, a quarter note on the 2nd fret, a quarter note on the 3rd fret, and a quarter note on the 2nd fret. The bass clef part shows a series of chords: a D chord (0-2-3-2), a D chord (0-2-3-2), a D chord (0-2-3-2), a D chord (0-2-3-2), a D chord (0-2-3-2), and a D chord (0-2-3-2).

17

18

19

20

Detailed description: This block contains the third system of guitar tablature, measures 17 through 20. Measure 17 has a quarter note on the 0th fret, a quarter note on the 2nd fret, a quarter note on the 3rd fret, and a quarter note on the 2nd fret. Measure 18 has a quarter note on the 0th fret, a quarter note on the 2nd fret, a quarter note on the 3rd fret, and a quarter note on the 2nd fret. Measure 19 has a quarter note on the 0th fret, a quarter note on the 2nd fret, a quarter note on the 3rd fret, and a quarter note on the 2nd fret. Measure 20 has a quarter note on the 0th fret, a quarter note on the 2nd fret, a quarter note on the 3rd fret, and a quarter note on the 2nd fret. The bass clef part shows a series of chords: a D chord (0-2-3-2), a D chord (0-2-3-2), a D chord (0-2-3-2), a D chord (0-2-3-2), a D chord (0-2-3-2), and a D chord (0-2-3-2).

21

22

23

24

Detailed description: This block contains the fourth system of guitar tablature, measures 21 through 24. Measure 21 has a quarter note on the 0th fret, a quarter note on the 2nd fret, a quarter note on the 3rd fret, and a quarter note on the 2nd fret. Measure 22 has a quarter note on the 0th fret, a quarter note on the 2nd fret, a quarter note on the 3rd fret, and a quarter note on the 2nd fret. Measure 23 has a quarter note on the 0th fret, a quarter note on the 2nd fret, a quarter note on the 3rd fret, and a quarter note on the 2nd fret. Measure 24 has a quarter note on the 0th fret, a quarter note on the 2nd fret, a quarter note on the 3rd fret, and a quarter note on the 2nd fret. The bass clef part shows a series of chords: a D chord (0-2-3-2), a D chord (0-2-3-2), a D chord (0-2-3-2), a D chord (0-2-3-2), a D chord (0-2-3-2), and a D chord (0-2-3-2).

25

26

27

28

Detailed description: This block contains the fifth system of guitar tablature, measures 25 through 28. Measure 25 has a quarter note on the 1st fret, a quarter note on the 0th fret, a quarter note on the 3rd fret, and a quarter note on the 2nd fret. Measure 26 has a quarter note on the 0th fret, a quarter note on the 2nd fret, a quarter note on the 3rd fret, and a quarter note on the 2nd fret. Measure 27 has a quarter note on the 0th fret, a quarter note on the 2nd fret, a quarter note on the 3rd fret, and a quarter note on the 2nd fret. Measure 28 has a quarter note on the 0th fret, a quarter note on the 2nd fret, a quarter note on the 3rd fret, and a quarter note on the 2nd fret. The bass clef part shows a series of chords: a D chord (0-2-3-2), a D chord (0-2-3-2), a D chord (0-2-3-2), a D chord (0-2-3-2), a D chord (0-2-3-2), and a D chord (0-2-3-2).

29

30

31

32

Detailed description: This block contains the sixth system of guitar tablature, measures 29 through 32. Measure 29 has a quarter note on the 1st fret, a quarter note on the 0th fret, a quarter note on the 3rd fret, and a quarter note on the 2nd fret. Measure 30 has a quarter note on the 0th fret, a quarter note on the 2nd fret, a quarter note on the 3rd fret, and a quarter note on the 2nd fret. Measure 31 has a quarter note on the 0th fret, a quarter note on the 2nd fret, a quarter note on the 3rd fret, and a quarter note on the 2nd fret. Measure 32 has a quarter note on the 0th fret, a quarter note on the 2nd fret, a quarter note on the 3rd fret, and a quarter note on the 2nd fret. The bass clef part shows a series of chords: a D chord (0-2-3-2), a D chord (0-2-3-2), a D chord (0-2-3-2), a D chord (0-2-3-2), a D chord (0-2-3-2), and a D chord (0-2-3-2).



**2**

26

The image shows a guitar tablature (TAB) for a piece labeled '2' on page 26. It consists of three horizontal staves. The top staff contains the following sequence of fret numbers: 3-2-3-0-2-0-2-3 | 0-2-3-0-2-0-3-2-3-0 | 2. The middle staff contains: 1. The bottom staff contains: 2-0. Below the staves is a fretboard diagram with five vertical lines representing strings. The first four strings have horizontal bars indicating fretted notes. The first string has a bar at the 2nd fret. The second string has a bar at the 0th fret. The third string has a bar at the 0th fret. The fourth string has a bar at the 0th fret. The fifth string has a bar at the 0th fret. A vertical line is drawn at the 1st fret position.

# CI

26.07.2019



# CI

26.07.2019

System 1: TAB notation with three staves (T, A, B) and fret numbers. Includes vertical bar lines and fret indicators below the staff.

9

System 2: TAB notation with three staves (T, A, B) and fret numbers. Includes vertical bar lines and fret indicators below the staff.

12

System 3: TAB notation with three staves (T, A, B) and fret numbers. Includes vertical bar lines, fret indicators, and some slurs below the staff.

20

System 4: TAB notation with three staves (T, A, B) and fret numbers. Includes vertical bar lines, fret indicators, and some slurs below the staff.

26

System 5: TAB notation with three staves (T, A, B) and fret numbers. Includes vertical bar lines, fret indicators, and some slurs below the staff.



# CII

09.08.2019

Musical staff 1, measures 1-5. Treble clef, key signature of two sharps (F# and C#), 8/8 time signature. The staff contains a complex melodic line with many accidentals and a bass line with block chords.

Musical staff 2, measures 6-9. Treble clef, key signature of two sharps, 8/8 time signature. Continuation of the melodic and harmonic material from the first staff.

Musical staff 3, measures 10-16. Treble clef, key signature of two sharps, 8/8 time signature. Includes a tempo marking  $\text{♩} = \text{♩}$  above measure 11.

Musical staff 4, measures 17-21. Treble clef, key signature of two sharps, 8/8 time signature. Includes a tempo marking  $\text{♩} = \text{♩}$  above measure 17.

Musical staff 5, measures 22-24. Treble clef, key signature of two sharps, 8/8 time signature. Features a dense, fast-moving melodic line with many sixteenth notes.

Musical staff 6, measures 25-26. Treble clef, key signature of two sharps, 8/8 time signature. Ends with a double bar line.

# CII

09.08.2019

IV

Measure 1: 2-7-5-2 / 0-8-7-3 / 2  
Measure 2: 3-2-0-0 / 5-0-7-4 / 0  
Measure 3: 0-7-7-5 / 4-5-7 / 2  
Measure 4: 7-7 / 8 / 0  
Measure 5: 10-9-7 / 9 / 9  
Measure 6: 9-7-6 / 8 / 8  
Measure 7: 7-6-4 / 4 / 6

8

♩ = ♩.

Measure 8: 6-4 / 4-5-4 / 6  
Measure 9: 4-2-7-6-7 / 0-0-0 / 0  
Measure 10: 7-6-4-2 / 4-4-0-0 / 6  
Measure 11: 2-0 / 0-0-4 / 2  
Measure 12: 0-2-3 / 5 / 2  
Measure 13: 2-3 / 4 / 2  
Measure 14: 0-2 / 3 / 2

15

♩. = ♩

Measure 15: 2-0 / 3-2 / 2  
Measure 16: 3-2-0 / 0 / 2  
Measure 17: 2-0-2 / 0 / 2  
Measure 18: 0-2-0-2-3 / 3 / 2  
Measure 19: 2-7-5-2 / 0-8-7-3 / 2  
Measure 20: 0 / 2-3-2 / 3  
Measure 21: 2-0 / 0-1-0 / 2

22


Measure 22: 2-2-2 / 3 / 2  
Measure 23: 2-2-2 / 2 / 0-0-0  
Measure 24: 3-3-3 / 5-3-3 / 2-2-2 / 0-0-0 / 1  
Measure 25: 1-1-0-0 / 2-2-0-0 / 2-2-0

25

Measure 25: 2-0-0 / 7-0-0 / 2  
Measure 26: 2-10-9-7 / 2-10-9-7

# CIII

10.08.2019



# CIII

10.08.2019

VII

**T**  
**A**  
**B**

8

**T**  
**A**  
**B**

16

**T**  
**A**  
**B**

# CIV

14.08.2019

Musical notation for measures 1-5. The piece is in G major (one sharp) and 8/8 time. The melody consists of eighth and quarter notes, while the bass line features a steady eighth-note accompaniment.

6

Musical notation for measures 6-10. The melody continues with eighth and quarter notes, and the bass line includes some dotted rhythms and rests.

10

Musical notation for measures 11-14. The melody features a series of eighth-note runs, and the bass line provides a consistent accompaniment.

14

Musical notation for measures 15-18. The melody concludes with a final cadence, and the bass line ends with a sustained chord.

# CIV

14.08.2019

2

0 3 2 0 | 0 2 3 0 | 7 7 5 | 3 2 3 0 | 2 0 2 3

0 3 3 | 1 3 | 8 7 8 7 | 5 4 | 3

1 | | | | |

2 | | | | | 2

A guitar fretboard diagram showing the first four measures. The strings are numbered 1 to 6 from top to bottom. Fingering numbers (0-3) are placed above the notes. Measure 1: 0-3-2-0 on string 1, 0-3-3 on string 2, 1 on string 3, 2 on string 4. Measure 2: 0-2-3-0 on string 1, 1-3 on string 2, 8 on string 3, 7 on string 4, 8-7 on string 5. Measure 3: 7-7-5 on string 1, 8-7-8-7 on string 2, 5 on string 3, 4 on string 4. Measure 4: 3-2-3-0 on string 1, 2-0-2-3 on string 2, 3 on string 3, 2 on string 4.

6

0 2 3 0 2 3 0 2 | 2 3 2 2 0 | 2 0 0 2 3 | 2 3 0 2 3 5 | 3 2 0 2 0

1 0 | 0 3 3 | 3 3 | 0 | 2 0

1 | | | | |

2 3 | 0 | 2 0

A guitar fretboard diagram showing measures 5-8. Measure 5: 0-2-3-0-2-3-0-2 on string 1, 1-0 on string 2, 1 on string 3, 2-3 on string 4. Measure 6: 2-3-2-2-0 on string 1, 0-3-3 on string 2, 3-3 on string 3, 2-3 on string 4. Measure 7: 2-0-0-2-3 on string 1, 3-3 on string 2, 0 on string 3, 2-3-0-2-3-5 on string 4. Measure 8: 3-2-0-2-0 on string 1, 2-0 on string 2, 3 on string 3, 2-0 on string 4.

11

0 2 3 | 2 0 2 3 0 2 | 0 2 3 2 3 | 0 2 2 0 0 | 2 0

3 2 3 | 2 0 2 3 | 0 2 3 2 3 | 3 3 3 3 2 3 2 0 | 0 0

2 | 0 | 3 2 | 2 0 | 3

A guitar fretboard diagram showing measures 9-12. Measure 9: 0-2-3 on string 1, 3-2-3 on string 2, 2 on string 3, 0 on string 4. Measure 10: 2-0-2-3-0-2 on string 1, 0 on string 2, 3-2 on string 3, 0 on string 4. Measure 11: 0-2-3-2-3 on string 1, 3-2 on string 2, 3 on string 3, 0 on string 4. Measure 12: 0-2-2-0-0 on string 1, 3-3-3-3-2-3-2-0 on string 2, 2-0 on string 3, 0-0 on string 4.

16

2

0

0

1




2

A guitar fretboard diagram for measure 13. The strings are numbered 1 to 6 from top to bottom. Fingering numbers (0-2) are placed above the notes. Measure 13: 2 on string 1, 0 on string 2, 0 on string 3, 1 on string 4, 2 on string 5.

|

# CV

19.08.2019



# CV

19.08.2019

5 5 5 3 2 0 2 0 2 3 5 3 2 3 2 0 2 0 3

TAB 0 0 0 4 0 4 2 0 2

9

3 2 0 0 2 2 3 2 3 2 0 7 5 5 4 2 4 5 7 8 7 5 10 9 7

TAB 0 4 0 2 0 6 4 2 7 0 0

17

7 9 6 7 2 0 0 3 2 0 0 2 0 2 3 2

TAB 0 0 0 0 0 4 4 4 0 0 0



# CVI

21.08.2019

Musical staff 1, measures 1-8. Treble clef, key signature of three sharps (F#, C#, G#), 8/8 time signature. The staff contains a melodic line with eighth and sixteenth notes and a bass line with eighth notes and rests.

Musical staff 2, measures 9-14. Treble clef, key signature of three sharps, 8/8 time signature. Continuation of the melodic and bass lines from the previous staff.

Musical staff 3, measures 15-19. Treble clef, key signature of three sharps, 8/8 time signature. Continuation of the melodic and bass lines.

Musical staff 4, measures 20-26. Treble clef, key signature of three sharps, 8/8 time signature. Continuation of the melodic and bass lines. The label "Harm12" appears above the staff in measures 24 and 25.

Musical staff 5, measures 27-32. Treble clef, key signature of three sharps, 8/8 time signature. Continuation of the melodic and bass lines. The label "Harm12" appears above the staff in measures 28 and 30. The piece concludes with a double bar line and repeat dots.

# CVI

21.08.2019

0 5 | 5-4-2 | 4-2-0 | 2-0 | 3-2 | 2-0-2-3 | 0-2 | 0-2 | 5-7

TAB 0 4 | 2 | 0 | 2 | 0 | 3 | 3 | 7

B 0 | 4 | 2 | 0 | 2 | 0 | 3 | 8

9

9-10 | 8-7 | 0 | 2-0 | 3-2-0 | 0-2 | 0-2-3 | 0-2-3 | 2-0 | 3-2-0-2 | 3-2-0-0-2-3

TAB 7 | 7 | 2 | 2 | 2 | 2 | 0 | 2 | 3

B 7 | 7 | 2 | 2 | 2 | 2 | 0 | 2 | 3

16

0-0-2 | 3-2-2-0 | 3-2-0 | 0-2 | 0-0-2-2 | 3 | 0-2-0-2-3 | 2 | 0 | 5-7

TAB 2-3 | 3 | 2 | 0 | 4 | 0 | 3 | 3 | 2 | 7

B 0 | 2 | 2 | 0 | 2 | 0 | 3 | 2 | 0 | 8

24




3-2 | 2 | Harm12 | 0 | Harm12 | 0 | Harm12 | 0-1-0 | 0

TAB 0 | 0 | 0 | 0 | 1 | 1 | 1 | 1-0 | 2

B 2 | 2 | 2 | 2 | 2 | 2 | 0 | 2 | 2

# CVII

27.08.2019



# CVII

27.08.2019

**TAB**

Measure 1: 2-0 | 1-3-2-2 | 0-2-3-0-2 | 2-0-3-2-0 | 2-0 | 7-9-10

Measure 2: 1-0 | 0-2-3-0-2 | 0-2 | 0-2 | 2-7

Measure 3: 2-0-3-2-0 | 2-0 | 7-9-10

Measure 4: 2-0 | 2-7

VII

6

**TAB**

Measure 5: 12-10-9 | 10-0 | 2-0-2-3 | 2-0-3-2 | 0-1-3 | 0-2-3-0-2

Measure 6: 11-9-8-9 | 7-5-4 | 0-2-1-2 | 2-2

Measure 7: 2-0-2-3 | 2-0-3-2 | 0-1-3 | 0-2-3-0-2

Measure 8: 2-0-3-2 | 0-1-3 | 0-2-3-0-2

11

**TAB**

Measure 9: 2-0-0-2-3 | 0-0-2-3 | 2-3-2-0 | 2-3-2-3 | 0-2

Measure 10: 0-0-1-3 | 0-0-1-3 | 0-0-1-3 | 0-0-1-3 | 1-2

Measure 11: 2-0-2-4 | 2-0-2-3 | 2-0-2-3 | 2-0-2-3 | 2-0-2-3

Measure 12: 2-0-2-3 | 2-0-2-3 | 2-0-2-3 | 2-0-2-3 | 2-0-2-3

# CVIII

31.08.2019

Musical staff 1: Treble clef, key signature of two sharps (F# and C#), 8/8 time signature. The staff contains a sequence of notes and rests. A triplet of eighth notes is marked with a '3' below it. The staff ends with a double bar line.

Musical staff 2: Treble clef, key signature of two sharps, 8/8 time signature. The staff contains a sequence of notes and rests. A triplet of eighth notes is marked with a '3' below it. The staff ends with a double bar line.

Musical staff 3: Treble clef, key signature of two sharps, 8/8 time signature. The staff contains a sequence of notes and rests. The staff ends with a double bar line.

Musical staff 4: Treble clef, key signature of two sharps, 8/8 time signature. The staff contains a sequence of notes and rests. The staff ends with a double bar line.

Musical staff 5: Treble clef, key signature of two sharps, 8/8 time signature. The staff contains a sequence of notes and rests. The staff ends with a double bar line.

# CVIII

31.08.2019

System 1: TAB notation with three staves (T, A, B) and guitar diagrams. The top staff (T) contains fret numbers: 2-2, 0-3, 2-0, 3-2-3, 0-2, 2-3-5-5, 4-5-4, 2-3, 0-2, 3. The middle staff (A) contains fret numbers: 1-0, 0, 3, 4, 2, 3, 0, 3. The bottom staff (B) contains fret numbers: 2, 0, 4, 2, 4. Diagrams show chord shapes and a triplet of eighth notes on the A string.

7

System 2: TAB notation with three staves (T, A, B) and guitar diagrams. The top staff (T) contains fret numbers: 3-2-3, 0-2-0, 2-0-2-3, 0-3, 0-2-3-2-3, 0-2-2, 2-0-0, 3-3, 3-2, 3-2-0, 0-2, 4. The middle staff (A) contains fret numbers: 2, 0, 3, 2, 2. The bottom staff (B) contains fret numbers: 2, 0, 3, 2, 2. Diagrams show chord shapes and four triplets of eighth notes on the A string.

13

System 3: TAB notation with three staves (T, A, B) and guitar diagrams. The top staff (T) contains fret numbers: 2-0, 0-3, 2-0-2-3, 0-2-3-2, 2-2-2-2-2-2-2-2-2-2-2-2, 2-0-2-3-2-0, 3-2. The middle staff (A) contains fret numbers: 0, 0, 2, 0. The bottom staff (B) contains fret numbers: 2, 0, 2, 0, 3, 2. Diagrams show chord shapes and a triplet of eighth notes on the A string.

17

System 4: TAB notation with three staves (T, A, B) and guitar diagrams. The top staff (T) contains fret numbers: 3-3-3-3-2-2-2-2, 0-2-0, 2-3, 0-2, 2-0, 3-3, 3-2-2-0, 0-0, 0. The middle staff (A) contains fret numbers: 0, 0, 3, 3, 3. The bottom staff (B) contains fret numbers: 3, 0, 2, 0, 2, 2-3-5, 5-4-2-1. Diagrams show chord shapes and a triplet of eighth notes on the A string.

21

System 5: TAB notation with three staves (T, A, B) and guitar diagrams. The top staff (T) contains fret numbers: 0-0-2-2-3-0-2-3, 2. The middle staff (A) contains fret numbers: 0, 0, 1. The bottom staff (B) contains fret numbers: 2, 0, 3, 2. Diagrams show chord shapes and a triplet of eighth notes on the A string.

# CIX

19.09.2019

8

6

8

3 3

12

8

16

8

20

8

25

8

30

8

# CIX

19.09.2019

6

6-measure guitar tab system. The top staff (TAB) contains fret numbers: 2, 3, 0, 0, 2, 3, 3, 3, 2, 3, 0, 2, 3, 0, 3, 2, 0, 0, 2, 3, 5, 2, 3, 0. The bottom staff (TAB) contains fret numbers: 2, 2, 3, 2, 4, 2, 3, 0. Vertical bar lines separate the measures.

6

6-measure guitar tab system. The top staff (TAB) contains fret numbers: 2, 3, 0, 0, 2, 3, 3, 2, 5, 3, 2, 3, 2, 0, 0, 2, 3, 0, 2, 3, 2. The bottom staff (TAB) contains fret numbers: 2, 1, 2, 0, 3, 2. Vertical bar lines separate the measures.

12

5-measure guitar tab system. The top staff (TAB) contains fret numbers: 2, 3, 0, 2, 2, 0, 2, 0, 3, 2, 3, 0, 2, 3, 2, 0, 0, 2, 3, 5, 0, 2, 3. The bottom staff (TAB) contains fret numbers: 0, 0, 0, 4, 4, 4, 2, 0, 4, 2, 2, 3, 0. Vertical bar lines separate the measures.

17

5-measure guitar tab system. The top staff (TAB) contains fret numbers: 3, 0, 2, 2, 3, 0, 0, 2, 3, 2, 0, 3, 0, 0, 2, 3, 2, 0, 0, 2, 0, 0, 2, 0, 3, 2, 0, 2. The bottom staff (TAB) contains fret numbers: 3, 1, 2, 0, 3. Vertical bar lines separate the measures.

22

6-measure guitar tab system. The top staff (TAB) contains fret numbers: 2, 0, 0, 3, 2, 3, 2, 0, 2, 3, 0, 2, 2, 2, 2, 2, 2, 2, 2, 2, 2, 2, 0, 2, 2, 0, 2, 7, 7, 5. The bottom staff (TAB) contains fret numbers: 2, 3, 0, 4, 2, 0. Vertical bar lines separate the measures.

28

6-measure guitar tab system. The top staff (TAB) contains fret numbers: 0, 0, 2, 0, 0, 2, 3, 2, 3, 0, 2, 0, 2, 3, 2, 3, 0, 2, 0, 2, 3, 0, 2, 3, 0, 2, 3, 0, 0, 2. The bottom staff (TAB) contains fret numbers: 3, 2. Vertical bar lines separate the measures.





2

31

The image shows a guitar tablature (TAB) system. It consists of a staff with six horizontal lines representing the strings. The notes are indicated by numbers 0, 2, 3, and a dot (representing the natural harmonic). The sequence of notes is: 2-3-2-0 on the first string, 3-2-3-2-0 on the second string, 3-0 on the third string, and 2 on the fourth string. A vertical bar line is placed after the third measure. Below the staff, there are three diagrams of the fretboard, each showing a specific fret position with a dot indicating the harmonic point. The diagrams correspond to the first three measures of the TAB. A vertical bar line is placed after the third diagram.

# CX

06.10.2019



# CX

06.10.2019

**T  
A  
B**

0-2-3-2-0 | 2-0-0-2-3-2-3 | 3-2-3-2-0-2-2-0-0 | 0-3-2-3

1-2 | 1-0 | 2-0

0-2-0

Rhythmic notation: vertical lines and horizontal bars indicating note durations.

4

**T  
A  
B**

0-0 | 2-2-0-0 | 0-0-2-3-2 | 2-7-5 | 10-9

3-2 | 3-2-5-3 | 0-2-3-2 | 0-3-2 | 0-8-10

4-2-0 | 3-2 | 7-9

Rhythmic notation: vertical lines and horizontal bars indicating note durations.

11

**T  
A  
B**

10-0-0 | 9-10-9-2-2 | 3-2-0-2 | 2-0-0-0

9-0 | 8-0 | 0-2-0-2 | 2-0-2-2

2-0-2-2

Rhythmic notation: vertical lines and horizontal bars indicating note durations.



# CXI

20.10.2019

6=D

Measure 1: 5-5-3-2-0 | 7-0 | 5-8-7-5 | 6-8-6 | 6-5-5  
Measure 2: 3-2 | 8-7-7 | 8-0 | 8-0 | 8-7  
Measure 3: 4-3 | 7-0 | 0-0 | 0-0 | 0-0  
Measure 4: 0-0 | 0-0 | 0-0 | 0-0 | 0-0

5

Measure 5: 1-0-0 | 5-10-8-6 | 5-0 | 0-0 | 1-1-0  
Measure 6: 3-3-3-2-3-2 | 10-6-5-6 | 8-6-2 | 3-3-3-2-3  
Measure 7: 3-3 | 8-7 | 0-0 | 0-0 | 0-0  
Measure 8: 0-0 | 0-0 | 0-0 | 0-0 | 0-0

10

Measure 9: 3-0-2-0 | 2-5-4-2 | 2-3-2-3 | 2-3-3-3  
Measure 10: 0-0 | 0-0 | 0-0 | 0-0 | 0-0  
Measure 11: 2-4 | 0-0 | 0-0 | 0-0 | 0-0  
Measure 12: 0-0 | 0-0 | 0-0 | 0-0 | 0-0

# CXII

13.10.2019

8

Harm7

Harm7 H5

6

3

3

H7

11

8

16

H12

8

23

8

31

Harm7

Harm7

8

36

8

8

# CXII

13.10.2019

♯

Harm7 ..... Harm7 H5

2-0 3-2-0 2 5-3-2-0 2-4  
0 0 0 0  
2-3 2-7-10-9 0 2-2-0 2-0-0

Diagram showing fret positions for the first system of guitar tablature.

6

H7

5-4-4 2-0 3 3-2-0-2 2-3 0-0-2-4 5 3-2-0 2 0 0 3-2-2  
2 0 2 0 0 0 0 2 0 0 2  
2 0 2 0 4 2 0

Diagram showing fret positions for the second system of guitar tablature.

12

3 3 (H12)

2 3 2-3 0 3-2-0 2 7 0 0 8-7-12-11 (0) 2-3-2 2  
0 3 0 2 0 0 0 0 0 0 0  
2-3-2-6 7 2

Diagram showing fret positions for the third system of guitar tablature.

18

2-0 3-2-0 2-3 0 2-0 3-2 2-0-2-3 0-2-3 0 2-3-2-0 2-3 0  
0 1-2 4 0 2 3  
2-3 4 2 1

Diagram showing fret positions for the fourth system of guitar tablature.

25

3 0-2 0-2-3 5 3-2-3 3 2-0-2 2 3-5-7 8 7 0 3  
0 2 0 7 0 2-7-6  
2 4 2 0 7 2

Diagram showing fret positions for the fifth system of guitar tablature.

32







Harm7 ..... Harm7 .....

3-2-0-2-0 3-2 3-2 0 0 7  
3 3-2 5-3 0 0 0  
2-2-0 0 2-2-0 2-3-2-6 7

Diagram showing fret positions for the sixth system of guitar tablature.

# CXIII

18.10.2019





# CXIII

18.10.2019

6

A guitar TAB system consisting of three staves. The top staff has notes 0-2-3 | 3-2-0 | 2-0 | 0-2-0-2-3 | 5-3-2-0. The middle staff has notes 2 | 2 | 3 | 4 | 4. The bottom staff has notes 0 | 2 | 2 | 3. Vertical bar lines are present at the end of each measure. Below the staves are vertical tick marks indicating fret positions.

6

A guitar TAB system consisting of three staves. The top staff has notes 2-0-2-3-2-0 | 3-2-2-0-0 | 0-2 | 2 | 7-0-8-7. The middle staff has notes 0 | 4 | 4 | 0 | 0 | 0 | 0. The bottom staff has notes 0 | 2-0-2-3 | 2 | 2-3-10-9 | 7. Vertical bar lines are present at the end of each measure. Below the staves are vertical tick marks indicating fret positions.

10

A guitar TAB system consisting of three staves. The top staff has notes 7-0 | 3-2 | 0-3-2 | 0-0-2-3-2-0 | 3 | 2-0-2-3-3-0 | 2-3-5-3-2. The middle staff has notes 8 | 2 | 2 | 4 | 0 | 3 | 0. The bottom staff has notes 2 | 2 | 2 | 0. Vertical bar lines are present at the end of each measure. Below the staves are vertical tick marks indicating fret positions.

15

A guitar TAB system consisting of three staves. The top staff has notes 2-0 | 3-2-2-0-2-3-2-0-2-3 | 2-0-2-3 | 2 | 2-0-2-0-0-2-3-2-0 | 3-2-3-3. The middle staff has notes 5 | 3 | 4 | 0 | 3 | 0 | 0. The bottom staff has notes 2 | 2 | 2 | 0. Vertical bar lines are present at the end of each measure. Below the staves are vertical tick marks indicating fret positions.

17

A guitar TAB system consisting of three staves. The top staff has notes 0-2-3-2-0 | 0-2-3 | 2-0-0 | 3-3-2-3-2-0-2-0-0 | 3-0-3-1. The middle staff has notes 1-0-1-3-1 | 2 | 0 | 2. The bottom staff has notes 0 | 2. Vertical bar lines are present at the end of each measure. Below the staves are vertical tick marks indicating fret positions.

19

A guitar TAB system consisting of three staves. The top staff has notes 0-0-0-2 | 2-2-0 | 3-2-3-2 | 3-2-0-2-0-0 | 3-3-1. The middle staff has notes 0-0-1-3 | 0-2-3 | 2-3 | 5 | 3 | 3-1. The bottom staff has notes 2 | 3 | 0 | 0 | 2 | 0 | 3. Vertical bar lines are present at the end of each measure. Below the staves are vertical tick marks indicating fret positions.

2

23




**T  
A  
B**

0 0 0 3 2 4 0 | 2 2 0 0 3 3 2 0 2 3 0 | 0 0 0 0 0 2

2 2 3

# CXIV

18.10.2019



# CXIV

18.10.2019

2-2-5-3-2-3-2-2-0-0-0-10-10-9-9-7-9-9-10

3-3-3-2-3-3-3-7-9-7-8-9-8-9

4-0-9-9-8-9-8-9

2

9 II

5-3-2-2-0-0-2-0-3-2-2-0-3-2-3-2-0-2-2-2-2-0

3-2-3-3-3-3-3-5-3-3-2-3-2-0-2-3-0-2-4-2-0

4-4-0-4-0-4-2-0

2

14

0-2-3-2-3-0-0-2-2-0-3-2-3-0-2-0-2-3-2-3-5-7-5-8-8-0

3-3-3-2-3-3-5-3-0-5-8-8

0-0-2-4-0-5-7

3

18

2-3-2-0-3-2-3-0-2-3-3

3-3-3

0

# CXV

24.10.2019

6=D 8

Musical notation for measures 1-7. The piece is in D major (one sharp) and 8/8 time. The melody consists of eighth and quarter notes, while the bass line features a steady eighth-note accompaniment.

8

Musical notation for measures 8-14. The melody continues with eighth-note patterns, and the bass line maintains its accompaniment.

15

Musical notation for measures 15-20. The melody includes some sixteenth-note runs, and the bass line continues with eighth notes.

21

Musical notation for measures 21-23. The piece concludes with a final chord in the treble clef and a bass line ending on a half note.

# CXV

24.10.2019

6=D

Measure 1: 2-2-3, 0  
Measure 2: 2-5-4, 5  
Measure 3: 4-2-1, 4  
Measure 4: 2-0-3, 0  
Measure 5: 2-0-2-3, 4  
Measure 6: 2-0-3-1, 0  
Measure 7: 2-3, 4-2

8

Measure 8: 2-0-0, 0  
Measure 9: 0-2-0-2-3, 3-2  
Measure 10: 2-3-0, 2-3  
Measure 11: 3-0-2, 3  
Measure 12: 2-3-2, 0  
Measure 13: 0-0, 3  
Measure 14: 0-0, 4

15




Measure 15: 3-2-0, 2-3  
Measure 16: 0-2, 2-3-2-0  
Measure 17: 3-2-3, 3-2-3-2-0-2  
Measure 18: 2-3, 3  
Measure 19: 7-8, 8  
Measure 20: 9-10, 10

21

Measure 21: 2-3-3, 0  
Measure 22: 0-0, 0

# CXVI

31.10.2019



# CXVI

31.10.2019

**T**  
**A**  
**B**

2 3 2 0 2 3 2 0 2 0 3 2 0 3 2 0 0  
3 5 3 3 0 4 4 2 3 2 3 0 3 2 0  
4 4 4 2 4 2 2 0 3 2 3 0 3 2 0

4 2 4 2 0

5  $\text{♩} = \text{♩}$

**T**  
**A**  
**B**

0 2 3 0 2 0 3 2 0 2 3 0 2 0 3 2 0 2 0 0 2 3 0 2 3  
5 3 3 1 3 3 2 3 2 3 2 0 2 0 0 3 3 1 0 2 3  
2 2 0 3 2 2 0 3 2 0 3 2 0 3 2 0 3 2 0 3 2

8  $\text{♩} = \text{♩}$   $\text{♩} = \text{♩}$   $\text{♩} = \text{♩}$

**T**  
**A**  
**B**

2 0 2 3 2 0 2 0 2 3 2 3 0 0 2 2 3 5 0 2 3 2 0 0 3 2 3  
3 2 3 2 3 3 3 0 2 3 2 3 3 2 0 0 3 2 3  
2 2 3 0 2 0 4 3 2 3 0 2 3 0 2 3 0 2 3

11  $\text{♩} = \text{♩}$   $\text{♩} = \text{♩}$


**T**  
**A**  
**B**

3 2 0 2 0 0 3 0 0 2 3 0 2 2 0 0 7 0 0 0 7  
3 3 1 0 0 2 3 0 2 0 0 0 0 0 0 0 0 0 0 0 0  
2 0 3 2 2 0 2 0 3 2 10 9 7 7



# CXVII

07.11.2019



# CXVII

07.11.2019

10-15-14  
0

2-0 3 5 3-2 2-0 3 3-2 3-8-7 7-5

9-14 10 12 4-1 2 4 2-7-6

Diagram: | | | | | |

7

3-2 0 0 2-2 0 0-2 2 0-2-0

8-7 2-3 3 0-3-2 4 0-2-3 3-2-2-0 3-3-1

2 4 0 4 2 2

0

Diagram: | | | | | |

13

0 2 3-2 0-2-3 0 2 3 8 15-14 14



0 0 0 4 0 0 0 3 7 14 0

2 2 2 3 2 7 14

Diagram: | | | |

# CXVIII

22.11.2019



# CXVIII

22.11.2019

VII

Measure VII: A four-measure sequence. The first measure has notes 7-7-5 on the top string and 5-8-7-8 on the second. The second measure has notes 5-5-3-3-2 on the top string and 3-1-4-2 on the second. The third measure has notes 2-10-9-7 on the top string and 0-8-7-11 on the second. The fourth measure has notes 0-2 on the top string and 12-13-12 on the second. The bottom string has notes 0, 2, 10, 9, 7, 9, 0. Vertical bar lines are present at the end of each measure.

6

Measure 6: A four-measure sequence. The first measure has notes 2-2-0 on the top string and 0-1-0-1-8-7 on the second. The second measure has notes 7-5-0 on the top string and 8-0-8-7 on the second. The third measure has notes 2-2-0-0 on the top string and 0-3-3-2-3 on the second. The fourth measure has notes 3-2-0 on the top string and 4 on the second. The bottom string has notes 2, 7, 7, 0, 2, 2. Vertical bar lines are present at the end of each measure.

10

Measure 10: A three-measure sequence. The first measure has notes 0-2-3-0-2-3 on the top string and 5-3-3-1 on the second. The second measure has notes 2-0-0-3-3-2-3-2 on the top string and 0-4-0 on the second. The third measure has notes 2-0-2-2 on the top string and 0-0-0 on the second. The bottom string has notes 2, 2, 2. Vertical bar lines are present at the end of each measure.

# CXIX

18.11.2019

3=G 8

7 8

12 8

17 8

22 8

# CXIX

18.11.2019

3=G

Measures 1-6 of the first system. The top staff (TAB) contains fret numbers: 3-7-5-3-2, 3-2-0, 2, 7-8-7, 8-7-0, 7-7-5. The middle staff (TAB) contains fret numbers: 7, 2, 2, 7, 0. The bottom staff (TAB) contains fret numbers: 0, 2-10-9, 7, 7, 6. Vertical bar lines separate the measures. Below the staves are vertical tick marks and horizontal bars representing fretted notes.

7

Measures 7-11 of the first system. The top staff (TAB) contains fret numbers: 3-0-2, 3-0-2, 3-0-2, 2-3, 2-2-0, 3-2, 0-0-2-3, 0. The middle staff (TAB) contains fret numbers: 2, 0, 0, 0, 0, 3. The bottom staff (TAB) contains fret numbers: 0, 2, 3, 2, 2, 2, 3. Vertical bar lines separate the measures. Below the staves are vertical tick marks and horizontal bars representing fretted notes.

12

Measures 12-17 of the first system. The top staff (TAB) contains fret numbers: 2, 0-2-3, 0-2-0-2-0-2-3, 2-7-5-7-3-2, 3-2-0, 2-0, 0-0, 0. The middle staff (TAB) contains fret numbers: 0, 0, 0, 3-8-7, 2, 0, 3, 2-3. The bottom staff (TAB) contains fret numbers: 2-3-0, 2, 0, 0, 0. Vertical bar lines separate the measures. Below the staves are vertical tick marks and horizontal bars representing fretted notes.

18

Measures 18-23 of the first system. The top staff (TAB) contains fret numbers: 3-2-0, 2-0-0, 0-3, 3-3, 2-0-0-0-2-3, 0-2-3, 0-2-3. The middle staff (TAB) contains fret numbers: 3, 0, 0, 0, 3-3, 2-3, 3. The bottom staff (TAB) contains fret numbers: 2, 2, 2-2-2-2, 2-2, 2, 2, 0, 3. Vertical bar lines separate the measures. Below the staves are vertical tick marks and horizontal bars representing fretted notes.

24

Measures 24-25 of the first system. The top staff (TAB) contains fret numbers: 2-0, 0-3-2, 0. The middle staff (TAB) contains fret numbers: 3, 3. The bottom staff (TAB) contains fret numbers: 2, 2. Vertical bar lines separate the measures. Below the staves are vertical tick marks and horizontal bars representing fretted notes.


# CXX

21.11.2019

3=G  $\frac{3}{8}$  H12




5



9



13



# CXX

21.11.2019

H12

3=G

This system contains the first four measures of the guitar piece. The notation includes fret numbers (0, 6, 9, 7, 5, 3, 6, 0, 1, 0, 1, 3, 3, 1, 0, 1, 0, 1, 3, 2) and a 3=G chord symbol. The guitar body is represented by a series of vertical lines with horizontal bars indicating string positions.

5

This system contains measures 5 through 8. The notation includes fret numbers (1, 0, 1, 0, 1, 3, 3, 0, 1, 3, 0, 1, 0, 0, 0, 0, 1, 0, 3, 0, 1, 3, 0, 1, 3, 3) and a 3=G chord symbol. The guitar body is represented by a series of vertical lines with horizontal bars indicating string positions.

9

This system contains measures 9 through 12. The notation includes fret numbers (3, 1, 0, 1, 0, 3, 1, 3, 0, 1, 0, 0, 1, 3, 0, 1, 3, 3, 1, 3, 1, 0, 1, 0, 0, 0, 3, 2, 2, 1, 3) and a 3=G chord symbol. The guitar body is represented by a series of vertical lines with horizontal bars indicating string positions.

13

This system contains the final three measures of the piece. The notation includes fret numbers (0, 1, 3, 0, 1, 0, 1, 0, 3, 0, 1, 0, 3) and a 3=G chord symbol. The guitar body is represented by a series of vertical lines with horizontal bars indicating string positions.



# CXXI

23.11.2019

6=D 8

The first system of music consists of seven measures. It begins with a treble clef, a key signature of two sharps (F# and C#), and a common time signature (C). The melody is written on a single staff, while the bass line is indicated by a bass clef on a lower staff. The melody starts on a half note G4, followed by quarter notes A4, B4, and C5. The bass line consists of a series of quarter notes: G2, F2, E2, D2, C2, B1, and A1.

8

The second system of music consists of five measures. The melody continues from the previous system, starting with a half note G4, followed by quarter notes A4, B4, and C5. The bass line continues with quarter notes: G2, F2, E2, D2, C2, B1, and A1.

13

The third system of music consists of four measures. The melody continues with a half note G4, followed by quarter notes A4, B4, and C5. The bass line continues with quarter notes: G2, F2, E2, D2, C2, B1, and A1.

17

The fourth system of music consists of four measures. The melody continues with a half note G4, followed by quarter notes A4, B4, and C5. The bass line continues with quarter notes: G2, F2, E2, D2, C2, B1, and A1.

# CXXI

23.11.2019

6=D

Measure 1: 2-2-3 | 0-2-3 | 5-4-2 | 4-2-0 | 2-0-3-2 | 2-7-5-3 | 2-0-2-0-2-3

Measure 1: 0 | 0 | 4 | 2 | 0 | 3-8-7-5 | 3

Measure 1: | | | | | | |

8

Measure 8: 2-7-5-3 | 2-3-2-0-2-0-2-3 | 2-2-7-10-9 | 9-7-10-9 | 5-3-2-0

Measure 8: 3-8-7-5 | 5-3 | 3-8 | 0-0 | 0-0 | 7-5-0

Measure 8: 0 | 0 | 0 | 9 | 0 | 0

14

Measure 14: 2-2-3-0-2-0 | 0-2-3-3-0-2-3 | 3-8-7-10-9 | 10-12-15-14-0

Measure 14: 0-0-0-3 | 2-7-9 | 9-11-14-12

Measure 14: 0 | | | | | | |

17

Measure 17: 3-2-2-3-0-2 | 2-3-0-2

Measure 17: 2-0-0-0 | 3-3-0

Measure 17: | | | | | | |

# CXXII

29.11.2019

3=G

Musical notation for the first system, measures 1-5. It features a treble clef, a key signature of one sharp (F#), and a common time signature (C). The melody consists of eighth and sixteenth notes, with a bass line of quarter notes. A '3=G' marking is present at the beginning.

6

Musical notation for the second system, measures 6-10. It continues the melody from the first system with similar rhythmic patterns and a bass line of quarter notes.

10

Musical notation for the third system, measures 11-14. The melody continues with eighth and sixteenth notes, and the bass line remains consistent.

14

Musical notation for the fourth system, measures 15-18. The melody concludes with a final cadence, and the bass line ends with a double bar line.

# CXXII

29.11.2019

3=G

Measures 1-6 of the first system. The notation is as follows:

| Measure | T       | A     | B |
|---------|---------|-------|---|
| 1       | 0       | 1     | 0 |
| 2       | 3-1-0-1 | 2     | 0 |
| 3       | 0-1-3   | 3     | 2 |
| 4       | 0       | 1-3   | 0 |
| 5       | 7-5-7-8 | 6     | 0 |
| 6       | 0       | 8-6-6 | 7 |
| 7       | 0       | 3-1-0 | 3 |

7

Measures 7-10 of the first system. The notation is as follows:

| Measure | T         | A         | B   |
|---------|-----------|-----------|-----|
| 7       | 1-0-1-3-0 | 2         | 0   |
| 8       | 0-1-0     | 0-1-0     | 0   |
| 9       | 3-1-0     | 1-0-1-3   | 2   |
| 10      | 0-1       | 0-0-1-3   | 0-2 |
| 11      | 0         | 0         | 0   |
| 12      | 3-1-0-1-0 | 0         | 0   |
| 13      | 0         | 3         | 0   |
| 14      | 3-1-3-1-0 | 3-1-3-1-0 | 0   |

11

Measures 11-15 of the first system. The notation is as follows:

| Measure | T       | A   | B |
|---------|---------|-----|---|
| 11      | 0       | 1   | 0 |
| 12      | 1       | 2   | 0 |
| 13      | 1       | 2   | 0 |
| 14      | 1       | 2   | 0 |
| 15      | 0       | 3   | 3 |
| 16      | 0-0-1   | 3   | 1 |
| 17      | 0       | 3   | 0 |
| 18      | 0-7-5-7 | 6-8 | 0 |
| 19      | 0       | 6-6 | 6 |
| 20      | 8-7-8-7 | 0   | 7 |
| 21      | 0       | 0   | 0 |

16

Measures 16-19 of the first system. The notation is as follows:

| Measure | T | A | B |
|---------|---|---|---|
| 16      | 3 | 0 | 2 |
| 17      | 2 | 0 | 0 |
| 18      | 3 | 0 | 0 |
| 19      | 2 | 0 | 2 |
| 20      | 0 | 0 | 0 |
| 21      | 2 | 0 | 0 |
| 22      | 3 | 0 | 0 |
| 23      | 2 | 0 | 0 |
| 24      | 0 | 0 | 0 |

# CXXIII

03.12.2019

3=G 8

The first system of music consists of five measures. It begins with a treble clef, a key signature of three sharps (F#, C#, G#), and a common time signature. The melody starts on G4 and moves through A4, B4, and C5. The bass line consists of a steady eighth-note accompaniment starting on G3. Measure 5 ends with a repeat sign.

6

The second system of music consists of five measures. The melody continues from the previous system, moving through D5, E5, and F#5. The bass line continues with eighth notes, including some accidentals (B-flat and C-flat) in measures 8 and 9. Measure 10 ends with a repeat sign.

13

The third system of music consists of five measures. The melody features sixteenth-note runs in measures 11 and 12. The bass line continues with eighth notes. Measure 15 ends with a double bar line and a repeat sign.

# CXXIII

03.12.2019

3=G

Measure 1: 0-5-5-5-4 | 5-7-9-9-7-5 | 7-12 10 | 9-7-5-4 | 4-2-4-5 | 5-4-2

Measure 2: 4 | 7 | 0 | 0 | 2 | 4

Measure 3: 0 | 5 | 0 | 0 | 0 | 2

Measure 4: 0 | 0 | 0 | 0 | 0 | 2

Measure 5: 0 | 0 | 0 | 0 | 0 | 2

Measure 6: 0 | 0 | 0 | 0 | 0 | 2

II

7

Measure 7: 4-2-4-5 | 7-6-4 | 6-4-3 | 4-2-0 | 2-0 | 0-3-2 | 0-0-2-3 | 0-2-3

Measure 8: 2 | 4 | 6 | 5 | 2 | 3 | 4 | 3 | 3 | 3

Measure 9: 4 | 4 | 0 | 2 | 2 | 2 | 2 | 2 | 2 | 2

Measure 10: 4 | 4 | 0 | 2 | 2 | 2 | 2 | 2 | 2 | 2

Measure 11: 4 | 4 | 0 | 2 | 2 | 2 | 2 | 2 | 2 | 2

Measure 12: 4 | 4 | 0 | 2 | 2 | 2 | 2 | 2 | 2 | 2

Measure 13: 4 | 4 | 0 | 2 | 2 | 2 | 2 | 2 | 2 | 2

IV

14

Measure 14: 2-0-2-3 | 0-2-3-5 | 3-2-3-0 | 2-3-2-3 | 0-3-3 | 0-3-3

Measure 15: 0 | 3 | 2 | 2 | 2 | 2 | 2 | 2 | 2 | 2

Measure 16: 0 | 3 | 2 | 2 | 2 | 2 | 2 | 2 | 2 | 2

# CXXIV

07.12.2019

3=G

Musical notation for the first system, measures 1-7. The key signature is two sharps (F# and C#). The notation includes a treble clef, a common time signature, and a '3=G' marking. The music features a mix of eighth and sixteenth notes, with some beamed sixteenth notes and dotted rhythms. The bass line consists of simple eighth notes.

8

Musical notation for the second system, measures 8-14. The key signature remains two sharps. The notation continues with similar rhythmic patterns, including beamed sixteenth notes and dotted rhythms. The bass line continues with eighth notes.

15

Musical notation for the third system, measures 15-18. The key signature changes to one sharp (F#). The notation concludes with a final cadence, including a double bar line and repeat dots. The bass line continues with eighth notes.

# CXXIV

07.12.2019

3=G

0-0 | 5-7 | 8-7-5 | 12-13 | 10-8-7 | 8-5 | 7-5-4 | 5-4-5-7 | 8-7-5  
7 | 0 | 0 | 10 | 7 | 6 | 0 | 7  
TAB

10

7-5 | 0 | 0-2-3 | 2-0-0 | 0-2-3-2-0 | 2-0 | 2-0-0  
8 | 8-7-7 | 4 | 5 | 3-3-2 | 3-3  
TAB


17

0-2-3-2-0 | 2-0-2-3 | 2  
0 | 0 | 2  
TAB



# CXXV

06.12.2019



# CXXV

06.12.2019

6=D

6=D

7 7 | 0 3 2 | 2 5 3 | 7 10 | 8 7 0 | 2 0 | 2 3 0 | 2 7

8 8 | | | 0 | | | 0 | | | 4 | 5

0 10 0 | 4 | 0 | 9 | 7 | 2 | 4 | 5 | 0

Diagram showing fret positions for strings 1-6 across 8 measures. Includes a 6=D label and a diagram of fretted notes.

9

9

0 1 1 | 0 2 | 3 3 | 3 3 | 3 3 | 0 6 6 | 2 3 | 3 3 | 0




7 3 2 | 3 3 3 3 3 | 7 8 6 6 8 | 3 3 | 3 3 | 7 8 7 | 0 0

8 3 3 3 3 3 | 0 7 7 7 | 0 0

Diagram showing fret positions for strings 1-6 across 8 measures. Includes a 9 label and a diagram of fretted notes.

# CXXVI

11.12.2019



# CXXVI

11.12.2019

7

H7

3-8-7-12 | 10-10-9 | 13-13-12 | 10-8-6 | 8-0-7-8 | 7-3-2-0

2-7-5-10 | 9-9-7 | 12-12-10 | 8-8-7 | 8-8-8 | 8-8-8

2-3-0 | 2-2-3-0 | 2-2-3-0 | 2-2-3-0 | 2-2-3-0 | 2-2-3-0 | 2-2-3-0

7

II

3-2-3-0 | 2-3-0 | 3-3-2-3-0 | 3-8-7-5-3 | 5-4-2 | 4-2-2-6 | 7-3-2-0

2-2-3-0 | 2-2-3-0 | 2-2-3-0 | 2-2-3-0 | 2-2-3-0 | 2-2-3-0 | 2-2-3-0

2-3-0 | 2-2-3-0 | 2-2-3-0 | 2-2-3-0 | 2-2-3-0 | 2-2-3-0 | 2-2-3-0

14

0-5-3-2-0 | 3-2-0-2 | 2-3-0-2-3 | 0-2-3 | 0-2-3 | 3-8-7-3-2 | 3-2-0

0-0-0-0 | 0-0-0-0 | 0-0-0-0 | 0-0-0-0 | 0-0-0-0 | 0-0-0-0 | 0-0-0-0

2-2-2-2 | 2-2-2-2 | 2-2-2-2 | 2-2-2-2 | 2-2-2-2 | 2-2-2-2 | 2-2-2-2

19

2-0-1-0-2-3 | 0-2-3-5-3-2-0 | 2-0-0-0 | 2-0-0-0

2-1-0-0 | 2-3-2-0 | 2-3-2-0 | 2-3-2-0

2-2-2-2 | 2-2-2-2 | 2-2-2-2 | 2-2-2-2

# CXXVII

"Kondwiramur" - Preludium

14.12.2019

The first system of musical notation consists of a single staff in treble clef with a key signature of two sharps (F# and C#). The music begins with a whole note chord of F#4, C#5, and F#5, marked with a wavy hairpin symbol. This is followed by a series of eighth notes: F#4, G4, A4, B4, C#5, D5, E5, and F#5. The system concludes with another whole note chord of F#4, C#5, and F#5, also marked with a wavy hairpin symbol.

The second system of musical notation starts at measure 7. It begins with a whole note chord of F#4, C#5, and F#5, marked with a wavy hairpin symbol. The melody continues with eighth notes: G4, A4, B4, C#5, D5, E5, and F#5. The system ends with a whole note chord of F#4, C#5, and F#5.

The third system of musical notation starts at measure 12. The melody continues with eighth notes: G4, A4, B4, C#5, D5, E5, and F#5. The system concludes with a whole note chord of F#4, C#5, and F#5.

The fourth system of musical notation starts at measure 17. It begins with a whole note chord of F#4, C#5, and F#5, marked with a wavy hairpin symbol. The melody continues with eighth notes: G4, A4, B4, C#5, D5, E5, and F#5. The system ends with a whole note chord of F#4, C#5, and F#5.

The fifth system of musical notation starts at measure 23. The melody continues with eighth notes: G4, A4, B4, C#5, D5, E5, and F#5. The system concludes with a whole note chord of F#4, C#5, and F#5, marked with a wavy hairpin symbol and the letter 'R' above it. The piece ends with a double bar line.

# CXXVII

## "Kondwiramur" - Preludium

14.12.2019

♯

7

♯

12

17

♯

22

R

# CXXVIII

## "Kondwiramur - fantasi"

21.12.2019

Musical score for "Kondwiramur - fantasi" in G major, 8/8 time. The score consists of seven staves of music, each starting with a measure number (1, 5, 10, 15, 20, 25, 31) and a treble clef with an 8 below it. The key signature has two sharps (F# and C#). The music features a mix of eighth and sixteenth notes, often beamed together, and includes various ornaments such as trills and grace notes. The piece concludes with a final cadence on the seventh staff.

2

35

Musical notation for measures 35-40. The system begins with a treble clef, a key signature of two sharps (F# and C#), and a common time signature. A small '8' is positioned below the first staff. The melody consists of eighth and quarter notes, with some beamed sixteenth notes. The bass line features a steady eighth-note accompaniment. The system concludes with a double bar line.

41

Musical notation for measures 41-44. The system starts with a treble clef, a key signature of two sharps, and a common time signature. A small '8' is located below the first staff. The melody is characterized by beamed sixteenth notes and eighth notes. The bass line continues with eighth notes, including some dotted rhythms. The system ends with a double bar line.

45

Musical notation for measures 45-48. The system begins with a treble clef, a key signature of two sharps, and a common time signature. A small '8' is placed below the first staff. The melody features beamed sixteenth notes and eighth notes. The bass line consists of eighth notes. The system concludes with a double bar line.



# CXXVIII

"Kondwiramur - fantasi"

21.12.2019

5

5

10

15

20

24

2

31

TAB notation for measures 31-36. The notation is arranged in three staves: Top Staff (T), Middle Staff (A), and Bottom Staff (B). Measure 31: T (0-0, 3), A (4), B (2). Measure 32: T (0-3-2, 4), A (4), B (2). Measure 33: T (2, 0), A (0), B (2-0, 0). Measure 34: T (2-0, 3-2-0-2-3), A (0), B (0, 4-2). Measure 35: T (2-0, 0, 0-2), A (3, 3), B (0, 4-2). Measure 36: T (2-0, 5-4), A (0), B (0). Below the staves are fret diagrams: two single notes in measures 31-32, two double notes in measures 33-34, two double notes in measure 35, and two single notes in measure 36.

37




TAB notation for measures 37-42. The notation is arranged in three staves: Top Staff (T), Middle Staff (A), and Bottom Staff (B). Measure 37: T (5-4-2, 4-2-0), A (4), B (4). Measure 38: T (2-0, 3), A (0), B (0). Measure 39: T (0, 4-3-2), A (4), B (4). Measure 40: T (3-2-0), A (0), B (2). Measure 41: T (2-3-5, 0-2-3), A (0), B (0). Measure 42: T (0-2-3), A (3), B (0). Below the staves are fret diagrams: single notes in measures 37-40, and double notes in measures 41-42.

43

TAB notation for measures 43-48. The notation is arranged in three staves: Top Staff (T), Middle Staff (A), and Bottom Staff (B). Measure 43: T (0-2-3, 0-2-4), A (2-3), B (0). Measure 44: T (7-7-5-4), A (0), B (0). Measure 45: T (5-4, 5-4), A (7, 7), B (0). Measure 46: T (4-2-0, 0), A (5-7-5, 4), B (0). Measure 47: T (4), A (4), B (0). Measure 48: T (4), A (0), B (0). Below the staves are fret diagrams: double notes in measures 43-44, single notes in measures 45-46, and double notes in measures 47-48.

# CXXIX

21.12.2019



# CXXIX

21.12.2019

2-2-2-0 | 2-0-0 | 0 | 3-2 | 3-2 | 3-2-0 | 3-2-0

0-3-3-2-3 | 3-2-0 | 3-3-3-2 | 3-8 | 8-7-12 | 10-8-3-2 | 3-2-0

0 | 1-0 | | | | 0 | 0

2 | 2 | 2 | 2-7 | 0 | 2 | 2-0

|| | | | | | | |

3 3

8

3-2-7 | 10 | Harm12... | 9-7-5 | II | 5-4-2 | 4 | 2-5-4 | 2-0-0 | 2

0-0 | 0 | 0 | 4 | 2 | 2-2 | 3-3 | 2

2 | 9 | 7 | 4 | 4 | 4 | 4 | 4

0 | | | 2 | 4 | 4 | 4 | 4

|| | | | | | | |

# CXXX

23.12.2019

3=G  
8

Musical notation for measures 1-6. The piece is in G major (one sharp) and 3/8 time. The notation is written on a single staff with a treble clef. Measure 1 starts with a G4 quarter note, followed by a dotted quarter note and an eighth note. The melody continues with eighth and quarter notes, ending with a quarter rest in measure 6.

7

Musical notation for measures 7-12. The melody continues with eighth and quarter notes, featuring a chromatic descent in measure 10. Measure 12 ends with a quarter rest.

13

Musical notation for measures 13-20. The melody continues with eighth and quarter notes, including a chromatic ascent in measure 14. Measure 20 ends with a quarter rest.

21

Musical notation for measures 21-24. The melody continues with eighth and quarter notes, ending with a quarter rest in measure 24.

# CXXX

23.12.2019

3=G

3-7 5-3-2 3-2-0 2-0 0 0-2-3-2-3-5 7-5 5 7-5

0-5 0-5 4 2 4 5 0 8 8 7

0-5 4 2 2 0 0 7

Diagram showing fret positions for measures 1-7. Measure 1: 3-7, 0-5, 0-5. Measure 2: 5-3-2, 4. Measure 3: 3-2-0, 2. Measure 4: 2-0, 2. Measure 5: 0, 4. Measure 6: 0-2-3-2-3-5, 5. Measure 7: 7-5, 8, 7-5, 8, 7.

8

8-5-7 0 0-2-3-2-3 2-0 0 3-2-3 2-3 3-2-0

8 8 3 4 3-2-3 2-3 2-0

7 7-5-3-2 3 1-2 0

Diagram showing fret positions for measures 8-13. Measure 8: 8-5-7, 8. Measure 9: 0, 8. Measure 10: 0-2-3-2-3, 4. Measure 11: 2-0, 3. Measure 12: 0, 3-2-3. Measure 13: 2-3, 1-2. Measure 14: 3-2-0, 0.

14

0 2-3-0 0-3-2-0 2-0-2 2 3-7 5-3-2 3-2-0 2-0 0 0

0-5 0-5 0 0-5 0-5 4 2 4 4 0 4 0

4 2 4 2 0 4 2 2 2 2

Diagram showing fret positions for measures 14-20. Measure 14: 0, 2-3-0. Measure 15: 0-3-2-0, 4. Measure 16: 2-0-2, 2. Measure 17: 2, 3-7, 0-5, 0-5. Measure 18: 5-3-2, 4. Measure 19: 3-2-0, 2. Measure 20: 2-0, 4. Measure 21: 0, 4. Measure 22: 0, 4. Measure 23: 0, 0. Measure 24: 0, 0. Measure 25: 0, 0. Measure 26: 0, 0. Measure 27: 0, 0. Measure 28: 0, 0. Measure 29: 0, 0. Measure 30: 0, 0.

# CXXXI

28.12.2019

3=G 8

The first system of music consists of six measures. It begins with a treble clef, a key signature of two sharps (F# and C#), and a time signature of 2/4. The first measure contains a triplet of eighth notes (G4, A4, B4) marked with a '3' and a 'G' below it. The melody continues with eighth and quarter notes, including a dotted quarter note in the fifth measure. The bass line consists of quarter notes, with a double bar line in the second measure. The system ends with a double bar line.

7

The second system of music consists of six measures, starting with measure 7. It continues the melody and bass line from the first system. The melody features a triplet of eighth notes in measure 10. The bass line includes a double bar line in measure 10. The system concludes with a double bar line.

13

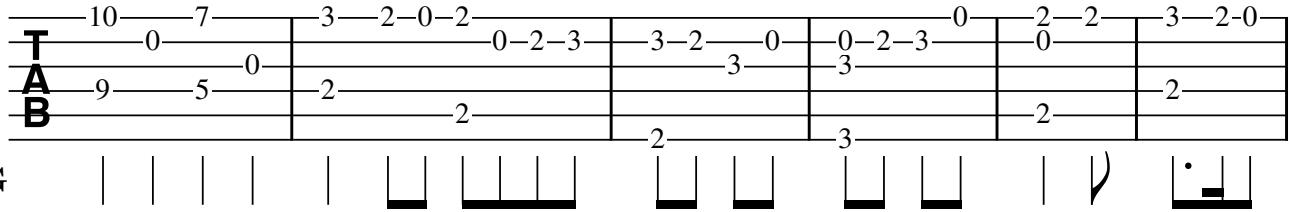
H12 H12

The third system of music consists of six measures, starting with measure 13. The melody continues with quarter and eighth notes. The bass line features a double bar line in measure 15. The system ends with a double bar line. The labels 'H12' are placed above the notes in measures 14 and 15.

# CXXXI

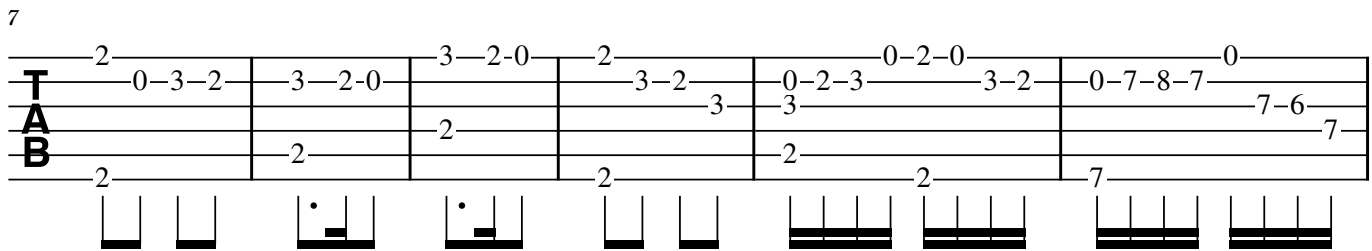
28.12.2019

3=G



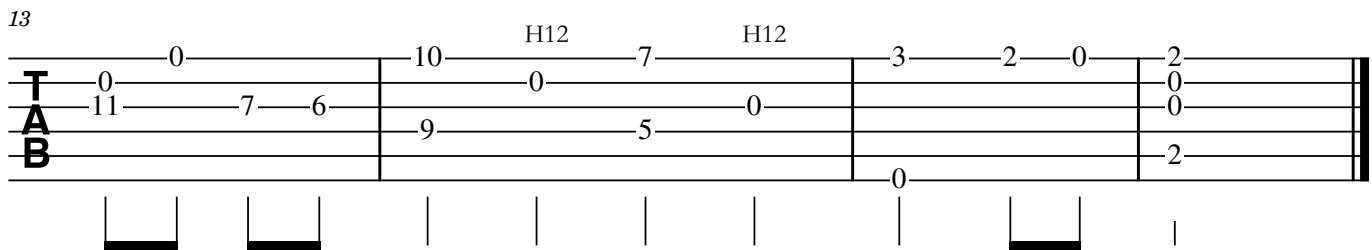
System 1: 6 measures of guitar tablature. The top staff (T) contains fret numbers: 10-0, 7-0, 3-2-0-2, 0-2-3, 3-2-0, 0-2-3, 0, 2-2, 3-2-0. The bottom staff (B) contains fret numbers: 9-5-0, 2, 2, 2, 2, 2. Below the staff are six vertical bar lines, with the first three having no symbols and the last three having a small black rectangle under the line.

7



System 2: 6 measures of guitar tablature. The top staff (T) contains fret numbers: 2-0-3-2, 3-2-0, 3-2-0, 2-3-2, 0-2-3, 0-2-0, 3-2, 0-7-8-7, 0, 7-6, 7. The bottom staff (B) contains fret numbers: 2, 2, 2, 2, 2, 2, 7. Below the staff are six vertical bar lines, with the first three having a small black rectangle under the line and the last three having a small black rectangle under the line.

13





System 3: 4 measures of guitar tablature. The top staff (T) contains fret numbers: 0-0, 10, H12, 7, H12, 3-2-0, 2. The bottom staff (B) contains fret numbers: 11-7-6, 9, 5, 0, 0, 0, 2. Below the staff are four vertical bar lines, with the first two having a small black rectangle under the line and the last two having a small black rectangle under the line.



# CXXXII

30.12.2019



# CXXXII

30.12.2019

2-7 5-3-2 2-0 0 2-0-0 3-2

0 7-5 3 3-2 2-0-0 0-2-3 3 2-0-2 3-2

0 5 3 1-0-1-3 1 2

8

2 3-2 2-3 0 2 2-3-5 3-2 8-7

3 0-1-3 1-0 0 3 0 0 0

2 1-2 2-3-2-0 2-10-9-6 7

14

0 8-7-5-7 7 3-5-7-8-7 5-7-8 7 0 3-2 2-0-2-3-0 0-2

8-7-5-7 0-2-3 3-5-7-8-7 8-7-8 8 5 3 3

0 0 2-3-5 0

20

2-0 2-3 3-2-2-3 8-7 0 7 0 0 3-2 3

0 0 0 0 3 0 3 3

2 2 1-2 7 5 4 2 2-3-2 10-9-6-7

27

0 7 8 7 0 7 7 0

0 0 0 0 0 0 0 0

7 7 7

# CXXXIII

04.01.2020

Musical staff 1: Treble clef, key signature of three sharps (F#, C#, G#), 8/8 time signature. The staff contains a sequence of chords and melodic lines. It begins with a whole note chord, followed by a half note chord, and then a series of eighth notes and quarter notes.

Musical staff 2: Treble clef, key signature of three sharps, 8/8 time signature. The staff continues the musical sequence with various rhythmic patterns, including eighth and quarter notes.

Musical staff 3: Treble clef, key signature of three sharps, 8/8 time signature. This staff features more complex rhythmic figures, including sixteenth notes and eighth notes with beams.

Musical staff 4: Treble clef, key signature of three sharps, 8/8 time signature. The staff shows a continuation of the melodic and harmonic development, ending with a 2/4 time signature change.

Musical staff 5: Treble clef, key signature of three sharps, 8/8 time signature. The staff concludes the piece with a final melodic phrase and a double bar line.

# CXXXIII

04.01.2020

V

A guitar TAB system with three staves. The top staff has a 'V' above it. The staves are labeled 'T', 'A', and 'B' on the left. The notes are: T (2-7, 0-0, 0-0), A (5-3-2, 5-3-2, 2-3-3, 2-2-2-0, 3-3-3-2-2, 2-0), B (2-7, 5-2, 2-0, 2-2, 2-2, 2-2). Below the staves are vertical bar lines and some horizontal bars.

6

V

A guitar TAB system with three staves. The top staff has a 'V' above it. The staves are labeled 'T', 'A', and 'B' on the left. The notes are: T (2-2, 3-3-0, 7-0, 5-5, 8-7-0, 2-3, 2-0, 3-2-3, 3-2-0, 0-2-3, 0), A (0, 0, 0, 3, 0, 3, 0, 3, 5), B (2-2, 7-5, 7-7, 0, 0, 0, 0, 0, 0). Below the staves are vertical bar lines and some horizontal bars.

13

A guitar TAB system with three staves. The staves are labeled 'T', 'A', and 'B' on the left. The notes are: T (0-2, 2-7, 0-0, 0-0, 5-5, 5-5, 0-0, 0-0), A (2-3, 0-0, 0-0, 7-7, 6-7, 5-6, 5-6, 2-2, 1-2, 1-2, 0-1, 0-1), B (2-2, 2-7, 7-7, 7-7, 7-7, 7-7, 2-0, 2-2, 2-2, 2-2, 2-2). Below the staves are vertical bar lines and some horizontal bars.

17

A guitar TAB system with three staves. The staves are labeled 'T', 'A', and 'B' on the left. The notes are: T (2-0, 0-0, 0-2-3, 0-2-0-2-3, 2-0-2-0-2-0, 0-0), A (0-4, 5-3, 3-1, 4), B (2-2, 2-2, 1-2, 2-2, 2-2, 2-2, 2-2, 2-2). Below the staves are vertical bar lines and some horizontal bars.

# CXXXIV

07.01.2020

Musical notation for measures 1-4. The piece is in G major (one sharp) and 8/8 time. Measure 1 starts with a treble clef and a key signature of one sharp. The melody begins with a quarter note G4, followed by eighth notes A4, B4, C5, and D5. The bass line consists of a half note G3. Measure 2 continues the melody with eighth notes E5, F5, G5, and A5. The bass line has a half note A3. Measure 3 features a triplet of eighth notes B5, C6, and D6 in the melody, and a triplet of eighth notes B3, C4, and D4 in the bass. Measure 4 concludes with a quarter note E5 in the melody and a half note E3 in the bass.

Musical notation for measures 5-8. Measure 5 begins with a treble clef and a key signature of one sharp. The melody consists of eighth notes G4, A4, B4, C5, and D5. The bass line has a half note G3. Measure 6 continues with eighth notes E5, F5, G5, and A5. The bass line has a half note A3. Measure 7 features a triplet of eighth notes B5, C6, and D6 in the melody, and a triplet of eighth notes B3, C4, and D4 in the bass. Measure 8 concludes with a quarter note E5 in the melody and a half note E3 in the bass.

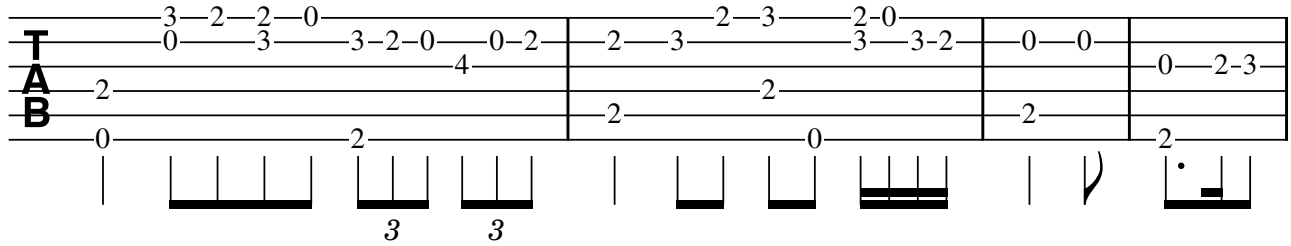
Musical notation for measures 9-14. Measure 9 begins with a treble clef and a key signature of one sharp. The melody consists of eighth notes G4, A4, B4, C5, and D5. The bass line has a half note G3. Measure 10 continues with eighth notes E5, F5, G5, and A5. The bass line has a half note A3. Measure 11 features a triplet of eighth notes B5, C6, and D6 in the melody, and a triplet of eighth notes B3, C4, and D4 in the bass. Measure 12 concludes with a quarter note E5 in the melody and a half note E3 in the bass. Measure 13 is a whole rest. Measure 14 concludes with a quarter note E5 in the melody and a half note E3 in the bass.

Musical notation for measures 15-18. Measure 15 begins with a treble clef and a key signature of one sharp. The melody consists of eighth notes G4, A4, B4, C5, and D5. The bass line has a half note G3. Measure 16 continues with eighth notes E5, F5, G5, and A5. The bass line has a half note A3. Measure 17 features a triplet of eighth notes B5, C6, and D6 in the melody, and a triplet of eighth notes B3, C4, and D4 in the bass. Measure 18 concludes with a quarter note E5 in the melody and a half note E3 in the bass.

# CXXXIV

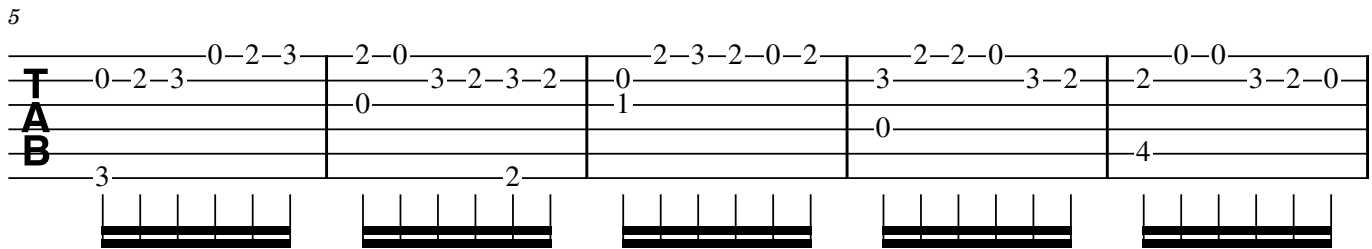
07.01.2020

5



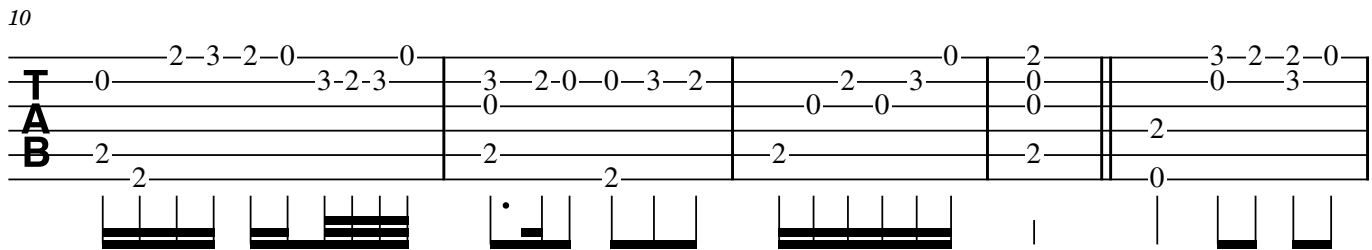
System 1: Four measures of guitar tablature. The first measure contains a triplet of notes (0, 2, 3) on the top string, followed by a triplet (3, 2, 0) on the second string, and a triplet (0, 2) on the third string. The second measure contains a triplet (2, 3) on the top string, a triplet (2, 3) on the second string, and a triplet (3, 2) on the third string. The third measure contains a triplet (0, 0) on the top string. The fourth measure contains a triplet (0, 2, 3) on the top string. Fingering numbers 3 and 4 are indicated for the triplets in the first measure.

5



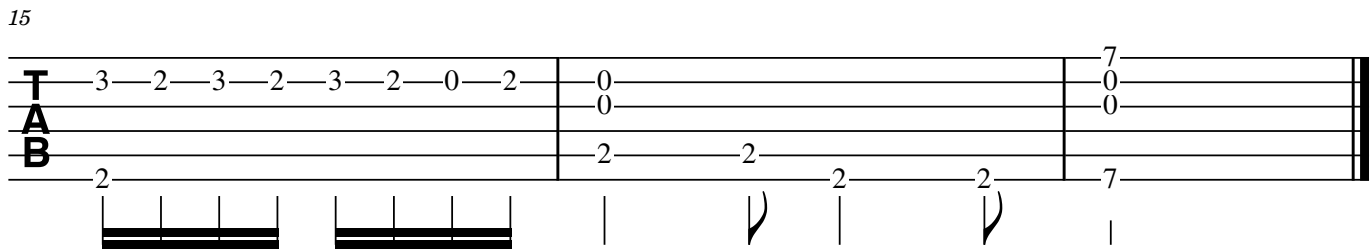
System 2: Four measures of guitar tablature. The first measure contains a triplet (0, 2, 3) on the top string, a triplet (0, 2, 3) on the second string, and a triplet (3) on the third string. The second measure contains a triplet (2, 0) on the top string, a triplet (3, 2, 3, 2) on the second string, and a triplet (2) on the third string. The third measure contains a triplet (0, 2, 3, 2, 0, 2) on the top string, a triplet (1) on the second string, and a triplet (0) on the third string. The fourth measure contains a triplet (3, 2, 2, 0) on the top string, a triplet (3, 2) on the second string, and a triplet (4) on the third string.

10



System 3: Four measures of guitar tablature. The first measure contains a triplet (2, 3, 2, 0) on the top string, a triplet (3, 2, 3) on the second string, and a triplet (2) on the third string. The second measure contains a triplet (3, 2, 0, 0, 3, 2) on the top string, a triplet (0) on the second string, and a triplet (2) on the third string. The third measure contains a triplet (0, 2, 3) on the top string, a triplet (0, 0) on the second string, and a triplet (2) on the third string. The fourth measure contains a triplet (3, 2, 2, 0) on the top string, a triplet (0, 3) on the second string, and a triplet (2) on the third string.

15



System 4: Three measures of guitar tablature. The first measure contains a triplet (3, 2, 3, 2, 3, 2, 0, 2) on the top string, a triplet (2) on the second string, and a triplet (2) on the third string. The second measure contains a triplet (0) on the top string, a triplet (0) on the second string, and a triplet (2) on the third string. The third measure contains a triplet (7, 0, 0) on the top string, a triplet (7) on the second string, and a triplet (7) on the third string.

CXXXV  
"Rødstrupesang"

10.01.2020

3=G 8

H12

6 8

13 8

18 8

23 8

# CXXXV

## "Rødstrupesang"

10.01.2020

7-10-15-14 12-14-12-10-9-7-9 H12 0-2 2-2-3 3-2-0

TAB 0 0 9-14 13-11 8 5-4 2 0 5 2

3=G

7

TAB 2-0 3-2-3-0 2 3-2-0 2-3 3-2-0-2-3 0 3-2 0 3-2

TAB 2 2 2 2 2 2-2 2-2 4 3

3 3

14

TAB 2-2-0 5-4-2-0 2-0-2-3-2-0 0 0-2

TAB 3 4-4-2 4-2 0 4 3-2 3-2-3 2-3

TAB 2 2 2 2 4 2 0 2 0

19

TAB 0-2-3 0-2-3 0-2-3 0-2-0-2-3 5 3-2-3 3 2-0-2 2

TAB 2 0-2 2 4 2 3 2 3 2 0-2 0

TAB 3 2 0 4 2 0 2 3 2

3 3

24

TAB 2 7 10 15 14 12 14

TAB 0 0 0 0 0

TAB 2 9 14 2 3 2



# CXXXVI

11.01.2020

Musical staff 1: Treble clef, key signature of three sharps (F#, C#, G#), common time signature (C). The staff contains 10 measures of music. The melody consists of quarter and eighth notes, with some beamed eighth notes. The bass line consists of quarter notes and rests.

6

Musical staff 2: Treble clef, key signature of three sharps (F#, C#, G#), common time signature (C). The staff contains 10 measures of music. The melody continues with quarter and eighth notes. The bass line consists of quarter notes and rests.

12

Musical staff 3: Treble clef, key signature of three sharps (F#, C#, G#), common time signature (C). The staff contains 10 measures of music. The melody includes some sixteenth-note patterns. The bass line consists of quarter notes and rests.

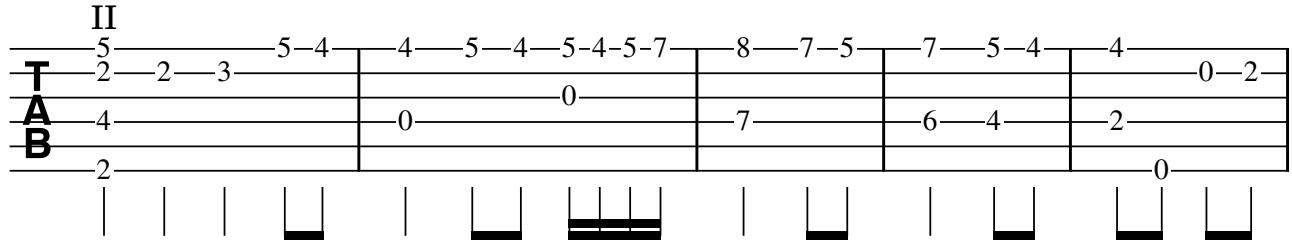
18

Musical staff 4: Treble clef, key signature of three sharps (F#, C#, G#), common time signature (C). The staff contains 10 measures of music. The melody is mostly quarter notes. The bass line consists of quarter notes and rests. The piece ends with a double bar line.

# CXXXVI

11.01.2020

II



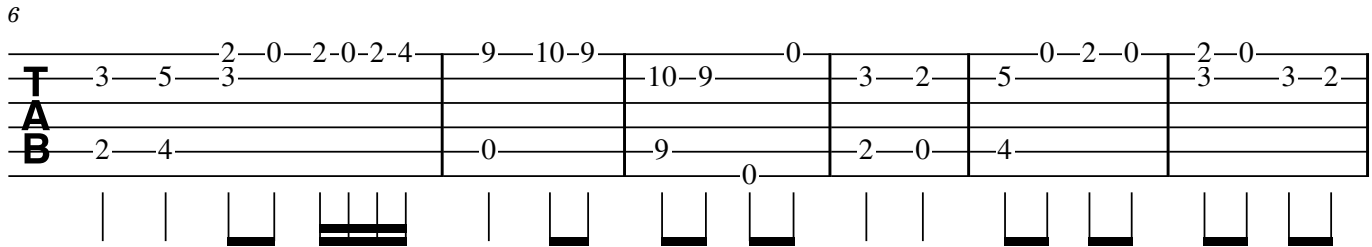
5 2 2 3 5 4 4 5 4 5 4 5 7 8 7 5 7 5 4 4 0 2

4 0 0 7 6 4 2

2 0

Diagram 1: A guitar TAB system with three staves. The top staff has a capo II. The first staff contains the sequence: 5, 2, 2, 3, 5, 4, 4, 5, 4, 5, 4, 5, 7, 8, 7, 5, 7, 5, 4, 4, 0, 2. The second staff contains: 4, 0, 0, 7, 6, 4, 2. The third staff contains: 2, 0. Vertical bar lines separate the measures. Below the staves are vertical tick marks and horizontal bars representing fret positions.

6



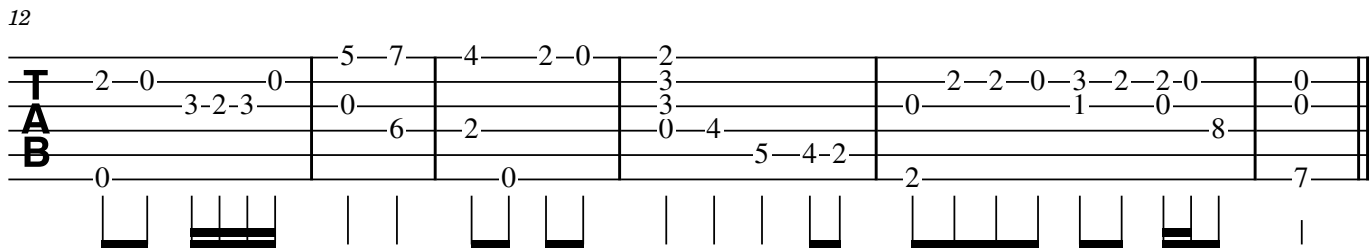
3 5 3 2 0 2 0 2 4 9 10 9 10 9 0 3 2 5 0 2 0 2 0 3 2

2 4 0 9 0 2 0 4

0 0

Diagram 2: A guitar TAB system with three staves. The first staff contains: 3, 5, 3, 2, 0, 2, 0, 2, 4, 9, 10, 9, 10, 9, 0, 3, 2, 5, 0, 2, 0, 2, 0, 3, 2. The second staff contains: 2, 4, 0, 9, 0, 2, 0, 4. The third staff contains: 0, 0. Vertical bar lines separate the measures. Below the staves are vertical tick marks and horizontal bars representing fret positions.

12



2 0 3 2 3 0 5 7 4 2 0 2 3 3 2 2 0 3 2 2 0 0 0 0 0 0

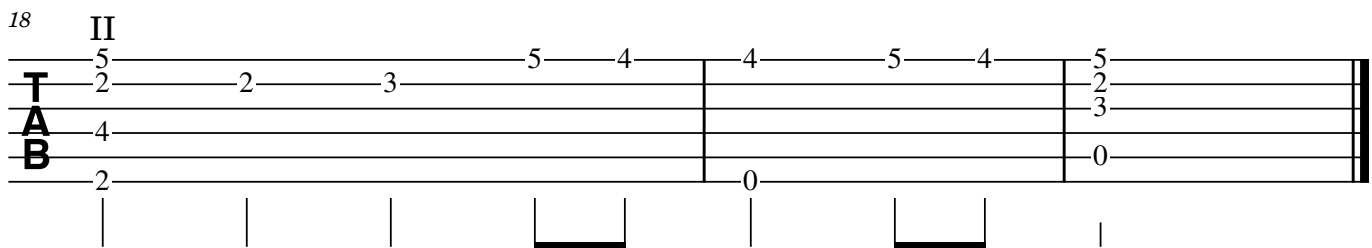
0 6 2 0 4 0 4 5 4 2 0 1 0 8

0 0 0 2 7

Diagram 3: A guitar TAB system with three staves. The first staff contains: 2, 0, 3, 2, 3, 0, 5, 7, 4, 2, 0, 2, 3, 3, 2, 2, 0, 3, 2, 2, 0, 0, 0, 0, 0, 0. The second staff contains: 0, 6, 2, 0, 4, 0, 4, 5, 4, 2, 0, 1, 0, 8. The third staff contains: 0, 0, 0, 2, 7. Vertical bar lines separate the measures. Below the staves are vertical tick marks and horizontal bars representing fret positions.

18

II



5 2 2 3 5 4 4 5 4 5 2 3





4 0 0

2 0

Diagram 4: A guitar TAB system with three staves. The top staff has a capo II. The first staff contains: 5, 2, 2, 3, 5, 4, 4, 5, 4, 5, 2, 3. The second staff contains: 4, 0, 0. The third staff contains: 2, 0. Vertical bar lines separate the measures. Below the staves are vertical tick marks and horizontal bars representing fret positions.

# CXXXVII

16.01.2020



# CXXXVII

16.01.2020

2-0 3-2-3-2-0 0 2-0-2-3-2-0 3-2 3-2-0-2-3 0

**T**  
**A**  
**B**

5

0-2-3-2 2 3 3 2-0 3-2-3-2-0 0-0-0 2-3-2

**T**  
**A**  
**B**

11

2-0 0-3-2 3-2-0 0-0-0-0 0 2-3-3-2-0 0-0 3-2-3-2 3

**T**  
**A**  
**B**

17

2-2-0 2

**T**  
**A**  
**B**

# CXXXVIII

"Broer"

17.01.2020

A musical score for a piece titled "Broer". The score is written in treble clef with a key signature of two sharps (F# and C#) and a time signature of 8/8. The piece consists of seven staves of music, with measure numbers 6, 11, 15, 19, 23, and 28 indicated at the beginning of their respective staves. The music features a mix of eighth and sixteenth notes, often beamed together in groups. There are several instances of triplets and slurs. The piece concludes with a double bar line at the end of the seventh staff.

# CXXXVIII

"Broer"

17.01.2020

0 2-0 0 2 0-3-2 0  
0 0 3 2-3 3-2-0-0-2-3-2-3  
1-6-5 1 2 3-2 2 3 2  
0 3 1-2 2 3 2

Diagrammatic representation of guitar strings and frets for measures 1-5.

6

2-0 0 2-3 5-4-2 4 0-2 3-2-0-2-3 0-2  
1 3-2-3 2-0 3 3-1-0 4 2 3-2-0-2-3  
0 3 4 2 2 0

Diagrammatic representation of guitar strings and frets for measures 6-10.

11

0 0-2 3 2-0 2 0 0-2 2-0 2-0  
3-1-0-1-3 0-2-3 2 3-2-0-2-3 0-2 3-2-0  
3 2 0 2 2 4

Diagrammatic representation of guitar strings and frets for measures 11-14.

15

0 0 0 0-2 0-2 3 2 0 2-3-2-0 3-2 0  
5 3 1 2 3 0-2-3 0 0 3-2 0  
2 2 0 3-2

Diagrammatic representation of guitar strings and frets for measures 15-18.

19

7 8 7 5 3-2 2-0 2-0 3 3-2-0-0-2  
0 0 0 0 0 0-2-3-3 3-2-0-2 0 0 3 3-2-0-0-2  
7 2 2-2 2 3

Diagrammatic representation of guitar strings and frets for measures 19-23.



24

0-2-3 2-0 3-2-0 0-2-0 2-3-2-0 0-2 2  
4 5-3-1 0 0-2-3-3 3-2 0 3 0  
3 2 2 2 2 3 0

Diagrammatic representation of guitar strings and frets for measures 24-28.

# CXXXIX

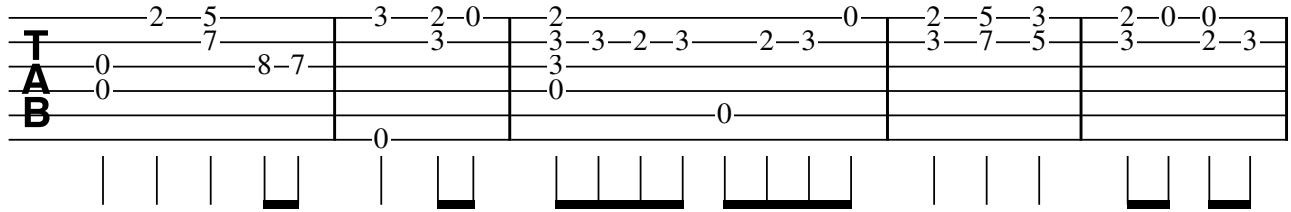
28.01.2020



# CXXXIX

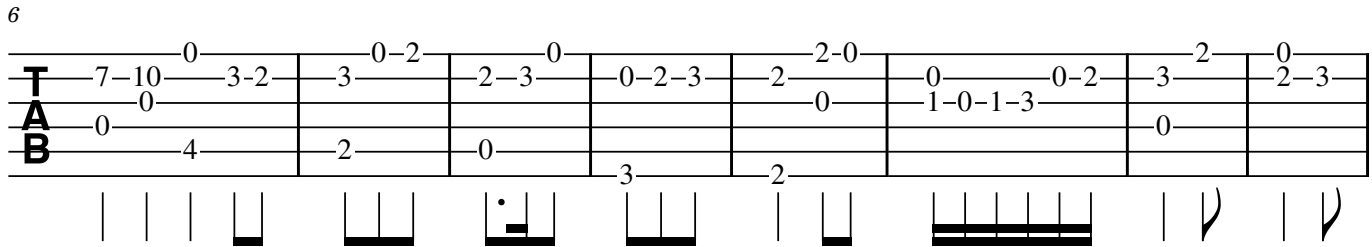
28.01.2020

6



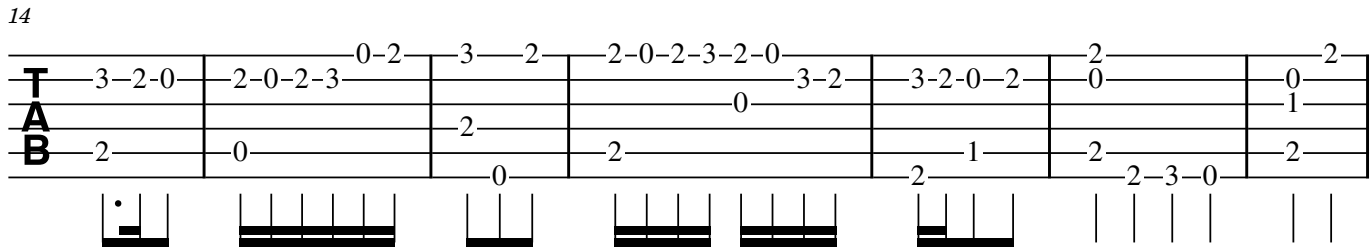
A guitar TAB system consisting of three staves. The top staff is labeled 'TAB' and contains the following fret numbers: 2-5, 7-8-7, 3-2-0, 3-3-2-3, 2-3, 0, 2-5-3, 2-0-0. The middle staff contains 0, 0, 0, 0. The bottom staff contains 0, 0. Vertical bar lines separate the measures. Below the staves are vertical tick marks and horizontal bars representing fret positions.

6




A guitar TAB system consisting of three staves. The top staff is labeled 'TAB' and contains the following fret numbers: 7-10, 0, 3-2, 3, 0-2, 2-3, 0, 0-2-3, 2, 2-0, 0, 0-2, 3, 2, 0, 2-3. The middle staff contains 0, 0, 0, 0, 0, 1-0-1-3, 0. The bottom staff contains 0, 4, 2, 0, 3, 2, 0. Vertical bar lines separate the measures. Below the staves are vertical tick marks and horizontal bars representing fret positions.

14



A guitar TAB system consisting of three staves. The top staff is labeled 'TAB' and contains the following fret numbers: 3-2-0, 2-0-2-3, 0-2, 3-2, 2-0-2-3-2-0, 3-2, 3-2-0-2, 2, 0, 2. The middle staff contains 0, 2, 0, 0, 0, 0, 0, 1, 0, 1. The bottom staff contains 2, 0, 2, 2, 2, 1, 2, 2-3-0, 2. Vertical bar lines separate the measures. Below the staves are vertical tick marks and horizontal bars representing fret positions.

21








A guitar TAB system consisting of three staves. The top staff is labeled 'TAB' and contains the following fret numbers: 3, 2, 5, 7, 5, 7, 5, 3, 2, 3, 0, 2. The middle staff contains 3, 3, 7, 8, 8, 7, 5, 5, 3, 3, 3, 3. The bottom staff contains 0, 0, 0. Vertical bar lines separate the measures. Below the staves are vertical tick marks and horizontal bars representing fret positions.



# CXL

31.01.2020



# CXL

31.01.2020

7

A guitar TAB system consisting of three staves. The top staff (TAB) contains the following fret numbers: 10-10-9, 7, 7-5-3-5, 3, 3, 2, 3, 2-0-0, 3, 2-0. The middle staff (TAB) contains: 9, 7, 5, 0, 0, 2, 0-1-3, 3, 0. The bottom staff (TAB) contains: 9, 2, 2, 0, 2. Below the staves are vertical tick marks indicating fret positions, with some bars containing horizontal lines representing string groups.

7

A guitar TAB system consisting of three staves. The top staff (TAB) contains: 3-2-0, 2-2, 3-2-0, 3-2-3, 0-2-3, 2-0-2-3, 0-2, 0-2-3-2-3, 0. The middle staff (TAB) contains: 0, 0, 2, 2, 2, 0. The bottom staff (TAB) contains: 2, 2, 2, 0, 0, 3, 2. Below the staves are vertical tick marks and horizontal lines representing string groups.

13

A guitar TAB system consisting of three staves. The top staff (TAB) contains: 3-2-3, 2-0, 3, 2-0-2, 0, 3-2, 0, 0-3-2-0, 2, 3-2-0, 2-3-2-0, 0-2, 3, 0-2. The middle staff (TAB) contains: 2, 0, 3, 0. The bottom staff (TAB) contains: 2, 0, 3, 2. Below the staves are vertical tick marks and horizontal lines representing string groups.

17

A guitar TAB system consisting of three staves. The top staff (TAB) contains: 2-2-0, 0, 2-0-2-3-2-0, 0-2-0-2-3, 7-5-3-5-3-2. The middle staff (TAB) contains: 0-3-2-3-2, 3-2-3, 2-0-2-3, 3-2, 3-2-3, 0, 0, 0, 2. The bottom staff (TAB) contains: 2, 2, 2, 2, 2, 2, 2, 2. Below the staves are vertical tick marks and horizontal lines representing string groups.

22

A guitar TAB system consisting of three staves. The top staff (TAB) contains: 2, 2, 0, 3, 2, 0, 0, 0, 1, 0, 1, 3, 0. The middle staff (TAB) contains: 2, 0, 1, 0, 1, 3, 0. The bottom staff (TAB) contains: 2, 2. Below the staves are vertical tick marks and horizontal lines representing string groups.

# CXLI

05.02.2020

Musical staff 1, measures 1-5. Treble clef, key signature of two sharps (F# and C#), 8/8 time signature. The staff contains a melodic line with eighth and sixteenth notes and a bass line with eighth notes and rests.

Musical staff 2, measures 6-9. Treble clef, key signature of two sharps, 8/8 time signature. The staff contains a melodic line with eighth and sixteenth notes and a bass line with eighth notes and rests.

Musical staff 3, measures 10-13. Treble clef, key signature of two sharps, 8/8 time signature. The staff contains a melodic line with eighth and sixteenth notes and a bass line with eighth notes and rests.

Musical staff 4, measures 14-18. Treble clef, key signature of two sharps, 8/8 time signature. The staff contains a melodic line with eighth and sixteenth notes and a bass line with eighth notes and rests.

Musical staff 5, measures 19-25. Treble clef, key signature of two sharps, 8/8 time signature. The staff contains a melodic line with eighth and sixteenth notes and a bass line with eighth notes and rests. The word "Ekko" is written above the staff at the beginning of the measure.

Musical staff 6, measures 26-28. Treble clef, key signature of two sharps, 8/8 time signature. The staff contains a melodic line with eighth notes and a bass line with eighth notes and rests. The staff ends with a double bar line.

# CXLI

05.02.2020

7

7

TAB notation for measures 1-6. The top staff shows fret numbers: 0-2-3-0 | 2-3-2 | 2-0 | 3-2-3-2-0 | 0 | 0-3 | 0-2-0-2-3. The middle staff shows fret numbers: 0 | 2 | 4 | 5-4-5-7 | 7 | 8. The bottom staff shows fret numbers: 2 | 1 | 2 | 2 | 2 | 2. Chord diagrams are shown below the staff.

7

7

TAB notation for measures 7-10. The top staff shows fret numbers: 2-0-0-2-3 | 2-3-0-2 | 3-2-3-2-0 | 3-2-0-0-2. The middle staff shows fret numbers: 0 | 3 | 3 | 0-2 | 3 | 2-0 | 2-0 | 3-2-0-3-2. The bottom staff shows fret numbers: 2 | 0 | 3 | 2 | 2 | 2 | 0. Chord diagrams are shown below the staff.

11

11

TAB notation for measures 11-14. The top staff shows fret numbers: 2-0-0 | 3-3-2 | 0-2-3-2-2-0-2-3 | 2-3-8-7 | 2-3-2-0 | 3-0-2-3-2-0. The middle staff shows fret numbers: 0 | 5 | 3 | 1-2-7-5 | 1-2 | 0-4. The bottom staff shows fret numbers: 0 | 4 | 3 | 1 | 2 | 2. Chord diagrams are shown below the staff.

15

15

TAB notation for measures 15-20. The top staff shows fret numbers: 2-0-2-3-2-0-2 | 2-2 | 3-2-0 | 2-3-5-0-2-3 | 2-3-5-0-2-3 | 0-2-0. The middle staff shows fret numbers: 0 | 5 | 0 | 0 | 0 | 3-2-3. The bottom staff shows fret numbers: 4 | 2 | 2 | 0 | 0 | 2. Chord diagrams are shown below the staff. The word "Ekko" is written above the staff in measure 18.

21

21

TAB notation for measures 21-26. The top staff shows fret numbers: 2-2-0 | 0 | 2-0-2 | 3-8-7 | 7-0 | 3-2 | 3-2-0 | 0 | 0-2-0-2. The middle staff shows fret numbers: 3 | 3 | 3 | 0 | 0 | 0 | 0 | 0 | 0. The bottom staff shows fret numbers: 0 | 2 | 7 | 0 | 2 | 1 | 2-2 | 3-0 | 2. Chord diagrams are shown below the staff.

# CXLII

08.02.2020

Musical notation for the first system, measures 1-6. The key signature is three sharps (F#, C#, G#). The notation is written on a single staff with a treble clef and a common time signature (C). The music consists of a series of eighth and sixteenth notes, with some rests and accidentals.

Musical notation for the second system, measures 7-13. The key signature is three sharps (F#, C#, G#). The notation is written on a single staff with a treble clef and a common time signature (C). The music continues with eighth and sixteenth notes, including a repeat sign (double bar line with dots) above measure 12.

Musical notation for the third system, measures 14-21. The key signature is three sharps (F#, C#, G#). The notation is written on a single staff with a treble clef and a common time signature (C). The music features a variety of note values, including dotted notes and rests, with a repeat sign (double bar line with dots) above measure 15.

Musical notation for the fourth system, measures 22-23. The key signature is three sharps (F#, C#, G#). The notation is written on a single staff with a treble clef and a common time signature (C). The music concludes with a final cadence, including a double bar line and repeat dots.

# CXLII

08.02.2020

0-0 | 8-7 | 7-0 7-8 | 8-12-10 | 8-7 0-2 | 2-0 2-3 | 3-2 3

7 | 0 | 6 | 7 0 | 2-1 | 2

0-2 | 2-0 2-3 | 3-2 3

8

II IV

♩ = ♩.

2-0-0 | 2-7-5-4 | 5-4-2 | 4-4 | 5-4-2 | 4-5 | 7-6-4 | 6

2 | 2 | 2 | 2 | 2 | 2 | 4 | 4

1-2 | 6 | 4 | 4 | 4 | 4 | 6 | 6

0 | 2 | 4 | 4 | 4 | 4 | 4 | 4

16

II

4-2-0 | 7-9-7 | 5-4-2 | 4-2-0 | 12-11 | 9-7 | 5-4-2 | 4

0 | 2 | 2 | 0 | 11-9 | 7-6 | 2 | 0

2 | 6-7-6 | 4 | 2 | 4 | 4 | 2 | 2

0 | 0 | 0 | 0 | 0 | 0 | 2 | 0

# CXLIII

12.02.2020

3=G 8

Harm12

6

8

11

8

15

H12

8

# CXLIII

12.02.2020

Harm12 . . . . .

TAB

3=G

7

TAB

13

(H12)

TAB



# CXLIV

14.02.2020

3=G 8

8

16

# CXLIV

14.02.2020

3=G

T  
A  
B

7-7 | 3-2-0 | 2-7-5-3 | 5-5 | 3-2-3 | 2-5-3-2 | 7-10 | 12-7

0 | | | | 2 | | | | 0 | | | | 0 | | | | 10 |

0 | | | | 2 | | | | 4 | | | | 2-5-3-2 | | | | 7- |

0 | | | | 2 | | | | 0 | | | | 2-5-3-2 | | | | 7- |

9

T  
A  
B

5-3-2 | 4-4 | 4-2-0 | 5-4-2 | 4-2-0 | 2-4-5 | 7-7 | 3-2-0

0 | | | | 2 | | | | 0 | | | | 0 | | | | 0 | | | | 2 |

5-3 | | | | 4 | | | | | | | | 2 | | | | 2 |

0 | | | | | | | | | | | | 0 | | | | 2 |

17




H12 | H7 | H5 | H7 | H5 | H4 | H3

0 | 0 | 0 | 0 | 0 | 0 | 0

0 | | | | | | | | 0

# CXLV

13.02.2020



# CXLV

13.02.2020

VII

T  
A  
B



3=G

8

T  
A  
B

# CXLVI

16.02.2020



# CXLVI

16.02.2020

First system of guitar tablature. The top staff (TAB) contains the following fret numbers: 6-7, 4-2-0, 2-4-2-0, 4-5, 7-3-2, 2-0, 2-0, 5-4, 4-2. The middle staff (A) contains: 0, 6, 2, 1-2, 2-4, 0, 3, 3, 0, 2. The bottom staff (B) contains: 0, 0, 0, 0, 0, 0, 4, 0, 0. Fretboard diagrams are shown below the staves, with black bars indicating fretted notes.

10

Second system of guitar tablature. The top staff (TAB) contains: 2-0, 2, 0, 0, 2-0-2-4, 4-5, 4-2-4-5, 7-7, 0, 0, 3-2-0. The middle staff (A) contains: 3, 3-2, 3, 0-2, 2, 2, 5, 6, 5, 3-2-0. The bottom staff (B) contains: 0, 0, 0, 2-4, 4, 0, 0, 0, 2. Fretboard diagrams are shown below the staves, with black bars indicating fretted notes. Roman numerals II and V are placed above the staves.

18

Third system of guitar tablature. The top staff (TAB) contains: 0-1-3-1-0, 1-0, 3, 1, 6, 0, 4. The middle staff (A) contains: 2, 0, 2, 0. The bottom staff (B) contains: 0, 0, 0, 0. Fretboard diagrams are shown below the staves, with black bars indicating fretted notes. The number 3 is written below the first three diagrams.

# CXLVII

26.02.2020

6=D

The first system of musical notation consists of six measures. It begins with a treble clef, a key signature of one flat (B-flat), and a common time signature (C). The first measure contains a whole note chord of D4, F4, and A4, with an '8' below the staff. The second measure has a whole note chord of D4, F4, and A4 with a sharp sign (#) above the staff. The third measure contains a half note D4 and a half note F4. The fourth measure contains a half note D4 and a half note F4 with a sharp sign (#) above the staff. The fifth measure contains a half note D4 and a half note F4 with a sharp sign (#) above the staff. The sixth measure contains a half note D4 and a half note F4 with a sharp sign (#) above the staff. The system ends with a double bar line.

7

The second system of musical notation consists of six measures. It begins with a treble clef, a key signature of one flat (B-flat), and a common time signature (C). The first measure contains a whole note chord of D4, F4, and A4 with a sharp sign (#) above the staff. The second measure contains a half note D4 and a half note F4 with a sharp sign (#) above the staff. The third measure contains a half note D4 and a half note F4 with a sharp sign (#) above the staff. The fourth measure contains a half note D4 and a half note F4 with a sharp sign (#) above the staff. The fifth measure contains a half note D4 and a half note F4 with a sharp sign (#) above the staff. The sixth measure contains a whole note chord of D4, F4, and A4 with a sharp sign (#) above the staff. The system ends with a double bar line.

# CXLVII

26.02.2020

6=D

1 5 3 6 0 0 0-1-0-1-3  
3 6 5 8 10 8 10 8 6 6 3 2 3 2 3  
3 7 0 0 0 0

7

0 0 1 3 1 0 1 0 0 0 0 1 0 2  
2 0 2 3 3 3 3 2 3 2 3 3 2 3 2 3  
0 0 0 0 0 0 0 0 0 0 0 0 0 0



# CXLVIII

27.02.2020

6=D 8

7

12

17

22

# CXLVIII

27.02.2020

6=D

Measures 1-7 of the first system. The TAB notation is as follows:

|   |       |           |       |     |             |         |
|---|-------|-----------|-------|-----|-------------|---------|
| 2 | 2-2-0 | 0         | 0     | 2-3 | 3-2-2-0-2-3 | 2       |
| 3 | 0-3   | 3-2-3-2-3 | 3-2-2 | 0   | 2           | 0-2-3-5 |
| 3 | 0     | 1         | 3     | 0   | 0           |         |
| 0 | 2     |           | 2-0   | 5   |             | 0-2-4   |

6=D

Fingering diagrams for measures 1-7, showing finger positions on the strings.

8

Measures 8-13 of the first system. The TAB notation is as follows:

|                 |       |         |         |       |
|-----------------|-------|---------|---------|-------|
| 3-2-2-0-2-3-2-0 | 0     | 0       | 0-2-3   | 0-2   |
| 5-3-2-3-2       | 3-5-8 | 7-3-2-3 | 3-8-7-5 | 3-2-3 |
|                 |       | 0       |         |       |
|                 | 2-4-7 |         | 2-7-5-4 | 2-0   |

Fingering diagrams for measures 8-13, showing finger positions on the strings.

14

$\text{♩} = \text{♩}$

Measures 14-18 of the first system. The TAB notation is as follows:

|       |         |             |         |           |
|-------|---------|-------------|---------|-----------|
| 0-2-3 | 2-0-2-3 | 0-2-3-2-0-0 | 0-2-2-0 | 2-3-2-0-0 |
| 1-3   | 0       | 4           | 4       | 3-3       |
|       |         |             |         |           |
|       |         | 4           | 2       | 0-2       |

Fingering diagrams for measures 14-18, showing finger positions on the strings.

19

$\text{♩} = \text{♩}$

Measures 19-22 of the first system. The TAB notation is as follows:

|         |             |           |               |
|---------|-------------|-----------|---------------|
| 3-2-0   | 0-3-2-3-0-2 | 2-3-0-2-3 | 2-0-2-3-2-0-0 |
| 0-1-0-0 |             |           | 4             |
|         |             |           |               |
| 2-0     | 4-2         | 0-5       | 4             |

Fingering diagrams for measures 19-22, showing finger positions on the strings.

23


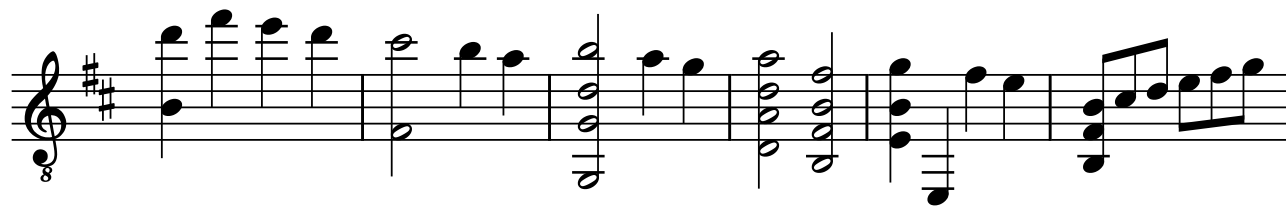
Measures 23-24 of the first system. The TAB notation is as follows:

|         |     |     |
|---------|-----|-----|
| 0-2-3-0 | 0-0 | 2-0 |
| 4-0     | 0   | 0   |
|         |     | 1-2 |
| 2-2-0-0 | 4-0 | 2   |

Fingering diagrams for measures 23-24, showing finger positions on the strings.

# CXLIX

03.03.2020



# CXLIX

03.03.2020

III

Measure III of the guitar tablature. The staff consists of six lines. The top line contains the sequence of fret numbers: 10-14-12-10 | 9-7-5 | 7-5-3 | 5-2 | 3-2-0 | 0-2-3. The second line contains: 0 | 0 | 3 | 3 | 0 | 0-2-3. The third line contains: | | 5 | 3 | 0 | 0. The fourth line contains: | | | | 5-2 | 2 | |. The fifth line contains: | | | | 3 | 5-2 | 0 | |. The sixth line contains: | | | | | | 2 | |. Vertical bar lines separate the measures. Below the staff, there are vertical tick marks corresponding to the fret positions, with some bars filled in to indicate fretted notes.

7



Measure 7 of the guitar tablature. The staff consists of six lines. The top line contains: 3-2-0-2-0-0 | 0-0-2-3 | 2-2 | 2-0 | 0. The second line contains: 0 | 3-3-2 | 0-3-0-2-3 | 3 | 3-3 | 2-3-0-2. The third line contains: | | | | 0 | 4 | |. The fourth line contains: | | | | | | | |. The fifth line contains: 2 | 3 | | | | | |. The sixth line contains: | | | | | | | |. Vertical bar lines separate the measures. Below the staff, there are vertical tick marks corresponding to the fret positions, with some bars filled in to indicate fretted notes.

12

Measure 12 of the guitar tablature. The staff consists of six lines. The top line contains: 0 | 2-3-0 | 2-3 | 2-0 | 0-2. The second line contains: 1-0-1-3 | 3-2-3 | 3-5 | 3-0-3-2-3 | 3-3-0-2. The third line contains: | | | | | | | |. The fourth line contains: | | | | | | | |. The fifth line contains: 2 | | | | | | | |. The sixth line contains: | | | | | | | |. Vertical bar lines separate the measures. Below the staff, there are vertical tick marks corresponding to the fret positions, with some bars filled in to indicate fretted notes.

# CL

06.03.2020



# CL

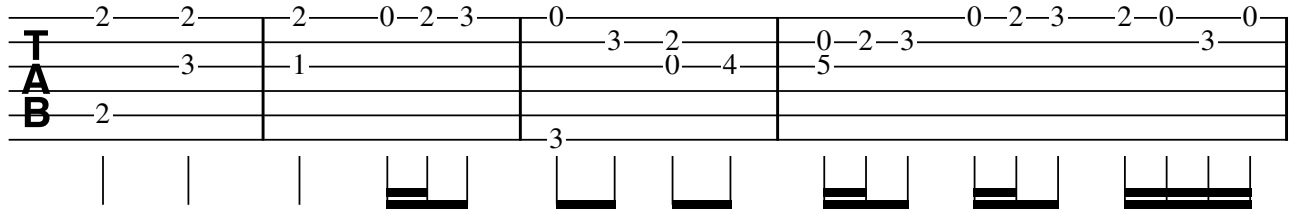
06.03.2020

2 2 2 0 2 3 0 3 2 0 2 3 2 0 0

T 3 1 3 2 0 2 3 3

A 3 0 4 5

B 2 3



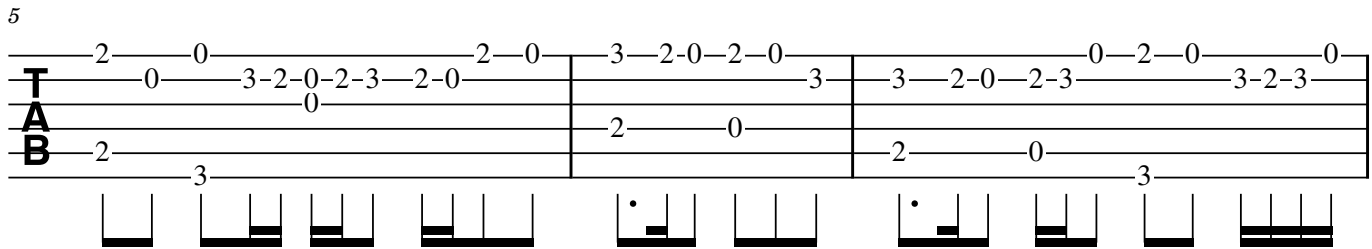
5

2 0 3 2 0 2 3 2 0 2 0 3 2 0 2 0 0 3 2 0 2 3 0 2 0 0

T 0 3 2 0 2 3 2 0 3 3 2 0 2 3 3 2 3

A 0 0 2 0

B 2 3 2 0 3



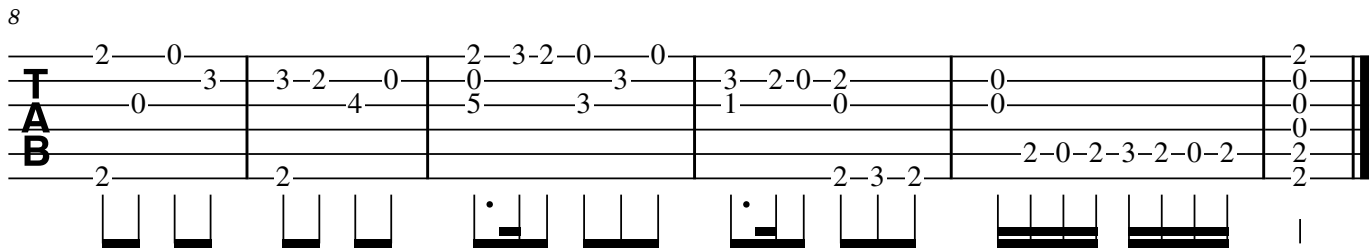
8

2 0 3 3 2 0 2 3 2 0 0 3 2 0 2 0 0 2 0 2 0 2 2

T 0 4 0 3 3 2 0 2 1 0 0 0 0 0 0 0 0 0 0 0 0 0 0

A 5 3 1 0 0 0 0 0 0 0 0 0 0 0 0 0 0 0 0 0 0 0 0

B 2 2 2 3 2 2 0 2 3 2 2 2 2 2 2 2 2 2 2 2 2 2 2



# CLI

07.03.2020

Musical staff 1, measures 1-7. Treble clef, key signature of two sharps (F# and C#), 8/8 time signature. The staff contains a melodic line with eighth and sixteenth notes and a bass line with eighth notes.

Musical staff 2, measures 8-13. Treble clef, key signature of two sharps, 8/8 time signature. Continuation of the melodic and bass lines from the previous staff.

Musical staff 3, measures 14-20. Treble clef, key signature of two sharps, 8/8 time signature. Continuation of the melodic and bass lines.

Musical staff 4, measures 21-26. Treble clef, key signature of two sharps, 8/8 time signature. Continuation of the melodic and bass lines.

Musical staff 5, measures 27-32. Treble clef, key signature of two sharps, 8/8 time signature. Continuation of the melodic and bass lines.

Musical staff 6, measures 33-34. Treble clef, key signature of two sharps, 8/8 time signature. Continuation of the melodic and bass lines, ending with a double bar line.

# CLI

07.03.2020

2-3-5 | 5-3-2 | 3-2-0-2-3-0 | 2-0 | 3-2-3 | 0-2-3 | 2-0 | 0-2-3

TAB 0 | 4 | 2 | 2 | 2 | 0 | 3 | 4

Diagram 1: Fret 2, strings 1-2, 3-4, 5-6. Diagram 2: Fret 4, strings 1-2, 3-4, 5-6. Diagram 3: Fret 2, strings 1-2, 3-4, 5-6. Diagram 4: Fret 2, strings 1-2, 3-4, 5-6. Diagram 5: Fret 2, strings 1-2, 3-4, 5-6. Diagram 6: Fret 0, strings 1-2, 3-4, 5-6. Diagram 7: Fret 4, strings 1-2, 3-4, 5-6.

8

0-2 | 2-3 | 0-2-3 | 2-3 | 2-0-2-3-2-0 | 0-0-2-0 | 0-2-3 | 0-2-3

TAB 3 | 0 | 3 | 0 | 0 | 3 | 3 | 1

B 2 | 0 | 3 | 0 | 0 | 0 | 0 | 0

Diagram 8: Fret 3, strings 1-2, 3-4, 5-6. Diagram 9: Fret 0, strings 1-2, 3-4, 5-6. Diagram 10: Fret 3, strings 1-2, 3-4, 5-6. Diagram 11: Fret 3, strings 1-2, 3-4, 5-6. Diagram 12: Fret 2, strings 1-2, 3-4, 5-6. Diagram 13: Fret 2, strings 1-2, 3-4, 5-6. Diagram 14: Fret 3, strings 1-2, 3-4, 5-6. Diagram 15: Fret 3, strings 1-2, 3-4, 5-6. Diagram 16: Fret 3, strings 1-2, 3-4, 5-6. Diagram 17: Fret 1, strings 1-2, 3-4, 5-6.

15

2-0 | 0-0-2-3 | 0-2-3 | 2-2 | 3-3 | 8-7 | 7-0 | 7-3 | 3-2-0-2 | 2-2-0

TAB 4 | 3 | 3 | 3 | 0 | 7 | 7 | 3 | 2 | 2

B 2 | 3 | 0 | 2 | 7 | 0 | 2 | 2

Diagram 18: Fret 2, strings 1-2, 3-4, 5-6. Diagram 19: Fret 3, strings 1-2, 3-4, 5-6. Diagram 20: Fret 3, strings 1-2, 3-4, 5-6. Diagram 21: Fret 2, strings 1-2, 3-4, 5-6. Diagram 22: Fret 3, strings 1-2, 3-4, 5-6. Diagram 23: Fret 7, strings 1-2, 3-4, 5-6. Diagram 24: Fret 7, strings 1-2, 3-4, 5-6. Diagram 25: Fret 3, strings 1-2, 3-4, 5-6. Diagram 26: Fret 3, strings 1-2, 3-4, 5-6. Diagram 27: Fret 2, strings 1-2, 3-4, 5-6. Diagram 28: Fret 2, strings 1-2, 3-4, 5-6.

23

2-0 | 0-3-2 | 3-2-0 | 0-2-3 | 2-0-0 | 0-3-2 | 0-3-2-3-2-0

TAB 3 | 3 | 3 | 0 | 0 | 3 | 4

B 0 | 4 | 2 | 3 | 2 | 0 | 0

Diagram 29: Fret 3, strings 1-2, 3-4, 5-6. Diagram 30: Fret 3, strings 1-2, 3-4, 5-6. Diagram 31: Fret 2, strings 1-2, 3-4, 5-6. Diagram 32: Fret 3, strings 1-2, 3-4, 5-6. Diagram 33: Fret 2, strings 1-2, 3-4, 5-6. Diagram 34: Fret 0, strings 1-2, 3-4, 5-6. Diagram 35: Fret 3, strings 1-2, 3-4, 5-6. Diagram 36: Fret 3, strings 1-2, 3-4, 5-6. Diagram 37: Fret 3, strings 1-2, 3-4, 5-6. Diagram 38: Fret 3, strings 1-2, 3-4, 5-6. Diagram 39: Fret 3, strings 1-2, 3-4, 5-6. Diagram 40: Fret 3, strings 1-2, 3-4, 5-6.

29

0-2-3-5 | 10-9-7 | 9-7 | VII | 7-7-7-7-7-7

TAB 5-4-5 | 3 | 0 | 11 | 7 | 7 | 7 | 7 | 7 | 7

B 0 | 3 | 0 | 0 | 7 | 8 | 9 | 9 | 9 | 7

Diagram 41: Fret 5, strings 1-2, 3-4, 5-6. Diagram 42: Fret 3, strings 1-2, 3-4, 5-6. Diagram 43: Fret 3, strings 1-2, 3-4, 5-6. Diagram 44: Fret 3, strings 1-2, 3-4, 5-6. Diagram 45: Fret 11, strings 1-2, 3-4, 5-6. Diagram 46: Fret 7, strings 1-2, 3-4, 5-6. Diagram 47: Fret 7, strings 1-2, 3-4, 5-6. Diagram 48: Fret 7, strings 1-2, 3-4, 5-6. Diagram 49: Fret 7, strings 1-2, 3-4, 5-6. Diagram 50: Fret 7, strings 1-2, 3-4, 5-6. Diagram 51: Fret 7, strings 1-2, 3-4, 5-6.



# CLII

11.03.2020

The first system of musical notation is written on a single staff in treble clef with a key signature of two sharps (F# and C#). The notation begins with a treble clef, a key signature of two sharps, and a common time signature. The first measure contains a whole note chord with the bass line labeled '6=D' and an '8' below it. The melody consists of eighth notes and quarter notes, with a triplet of eighth notes in the second measure. The bass line features several chords, some with an '8' below them, and a triplet of eighth notes in the second measure.

The second system of musical notation continues on a single staff in treble clef with a key signature of two sharps. It begins with a treble clef, a key signature of two sharps, and a common time signature. The first measure contains a whole note chord with the bass line labeled '8' below it. The melody consists of eighth notes and quarter notes, with a triplet of eighth notes in the second measure. The bass line features several chords, some with an '8' below them, and two triplets of eighth notes in the third and fourth measures. The system concludes with a double bar line.

# CLII

11.03.2020

6=D

Tablature for the first system (6=D tuning). The strings are labeled T (top), A (middle), and B (bottom). The fret numbers are: T: 2, 0-2, 3-2-0, 2, 5-7, 3-2-2, 2-0-0, 3-2-0; A: 3, 2-3, 3, 3, 4-5, 2, 0; B: 0, 0, 2, 0, 0, 2, 0, 4. A diagram below the strings shows vertical lines for fret positions and horizontal bars for triplets on strings 2, 3, and 4.

8

Tablature for the second system (measure 8). The strings are labeled T (top), A (middle), and B (bottom). The fret numbers are: T: 2, 0-3-0, 2-3-0, 2-0-3-2-0, 2-2, 3-2, 2; A: 0, 3, 0, 3, 3, 3, 0; B: 4, 0, 0, 0, 0. A diagram below the strings shows vertical lines for fret positions and horizontal bars for triplets on strings 2, 3, and 4.

# CLIII

12.03.2020

Harm12

6

10

15

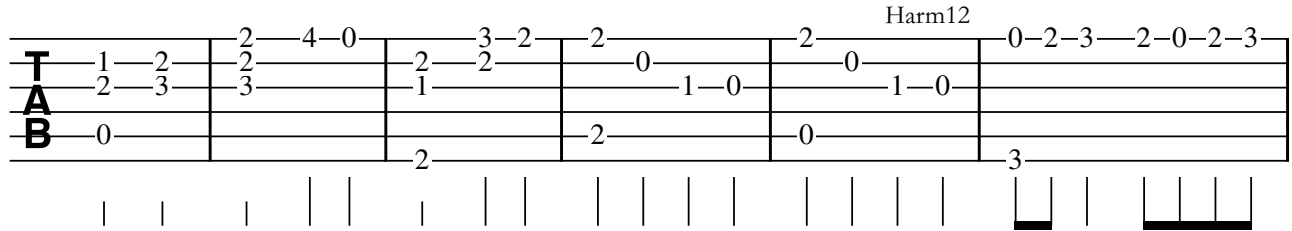
21

26

# CLIII

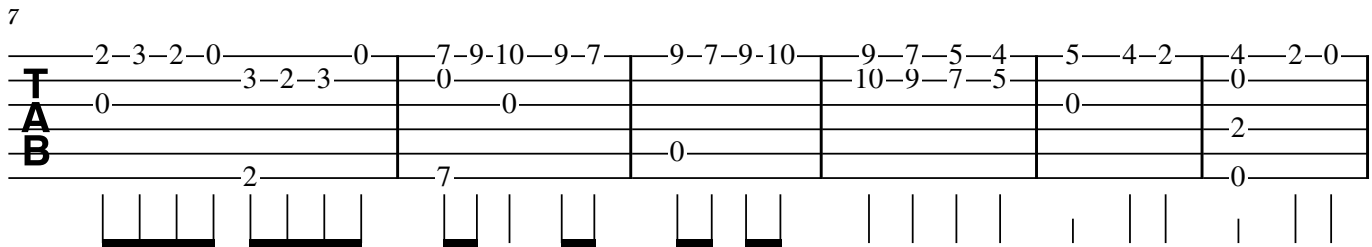
12.03.2020

Harm12



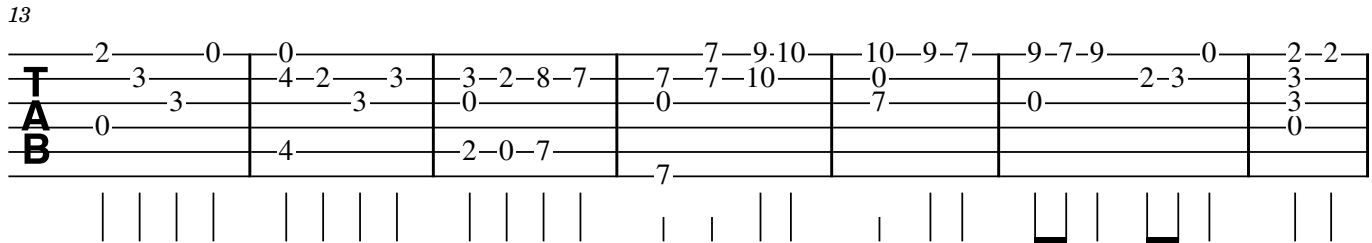
System 1: Measures 1-6. Treble clef. Fingering: 1-2, 2-3, 3, 2-4-0, 2-2, 3-2, 2, 0, 1-0, 2, 0, 0, 1-0, 0-2-3, 2-0-2-3. Bass clef: 0, 2, 2, 0. Includes a diagram of a barre on the 3rd fret.

7



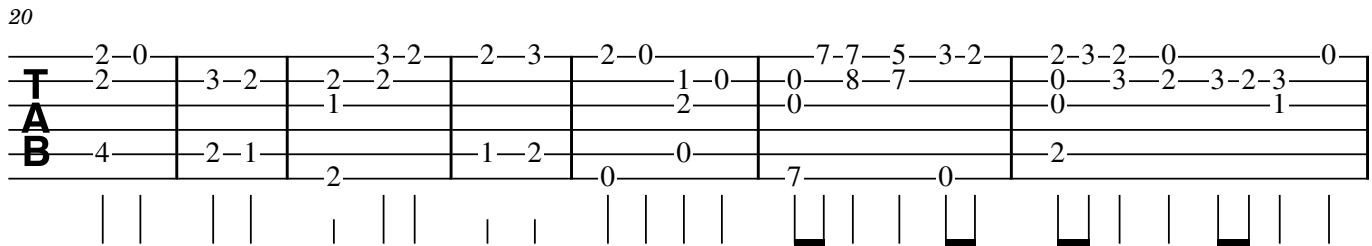
System 2: Measures 7-12. Treble clef: 2-3-2-0, 3-2-3, 0, 7-9-10-9-7, 9-7-9-10, 9-7-5-4, 5-4-2, 4-2-0. Bass clef: 0, 0, 0, 0, 0, 2, 7, 0, 0, 2, 0. Includes a diagram of a barre on the 2nd fret.

13



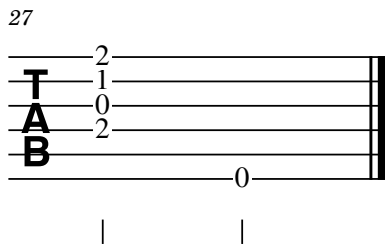
System 3: Measures 13-19. Treble clef: 2-0, 3, 4-2-3, 3-2-8-7, 7-7-10, 10-9-7, 9-7-9, 0, 2-2. Bass clef: 0, 3, 3, 0, 0, 7, 0, 0, 2-3, 3, 0. Includes a diagram of a barre on the 4th fret.

20



System 4: Measures 20-26. Treble clef: 2-0, 3-2, 2-2, 2-3, 2-0, 1-0, 0-8-7, 2-3-2-0, 0. Bass clef: 4, 2-1, 1, 1-2, 0, 0, 7, 0, 2, 0, 3-2-3, 1. Includes a diagram of a barre on the 7th fret.

27



System 5: Measures 27-28. Treble clef: 2, 1, 0. Bass clef: 2, 0. Includes a diagram of a barre on the 2nd fret.

# CLIV

13.03.2020

Musical notation for measures 8-11. The key signature is three sharps (F#, C#, G#). The notation features a treble clef and a bass clef. Measure 8 starts with a treble clef and a bass clef, with a sharp sign above the treble clef. The melody in the treble clef consists of quarter notes and eighth notes, while the bass clef provides a harmonic accompaniment with chords and single notes.

Musical notation for measures 12-17. The key signature is three sharps (F#, C#, G#). The notation features a treble clef and a bass clef. Measure 12 starts with a treble clef and a bass clef, with a sharp sign above the treble clef. The melody in the treble clef continues with quarter and eighth notes, and the bass clef accompaniment includes chords and single notes.

Musical notation for measures 18-21. The key signature is three sharps (F#, C#, G#). The notation features a treble clef and a bass clef. Measure 18 starts with a treble clef and a bass clef, with a sharp sign above the treble clef. The melody in the treble clef continues with quarter and eighth notes. Measure 20 includes a "Harm12" annotation above the treble clef. The piece concludes with a double bar line in measure 21.

# CLIV

13.03.2020

System 1: A 6-string guitar tablature system with four measures. The strings are labeled T (top), A, B (bottom), and 0 (open). The notes are: Measure 1: 4-4, 0-2-4; Measure 2: 2-2, 0; Measure 3: 9-7-5, 7-5; Measure 4: 5-9, 9-7, 7-7, 5-4-2. Rhythmic notation below includes eighth notes and quarter notes with stems.

10


System 2: A 6-string guitar tablature system with four measures. The strings are labeled T, A, B, and 0. The notes are: Measure 1: 4-2, 5-5, 5-4; Measure 2: 2-0, 3-3, 3; Measure 3: 2-0, 4-5-7, 9, 7, 5; Measure 4: 4, 0-2-4, 2, 2, 3, 2, 0. Rhythmic notation below includes eighth notes, quarter notes, and dotted quarter notes.

20

System 3: A 6-string guitar tablature system with four measures. The strings are labeled T, A, B, and 0. The notes are: Measure 1: 2-0, 4-4, 0; Measure 2: 4, 4, 0-2-4; Measure 3: 2-2, 2-0-2; Measure 4: 0, 0, 2, 2, 2, 0. A 'Harm12' instruction is present above the third measure. Rhythmic notation below includes eighth notes, quarter notes, and dotted quarter notes.

# CLV

13.03.2020



# CLV

13.03.2020

6

6-measure guitar tablature. Measure 1: 0-2-3 | 3-2-0-0 | 3-2-0-3 | 0-2-3-0 | 3-2-0-2-2-0-0 | 3. Measure 2: 2- | 2- | 2-0 | 2-0 | 3-2 | 3-2-0-2-2-0-0 | 3. Measure 3: 2- | 2-0 | 3-2 | 3-2-0-2-2-0-0 | 3. Measure 4: 2- | 2-0 | 3-2 | 3-2-0-2-2-0-0 | 3. Measure 5: 2- | 2-0 | 3-2 | 3-2-0-2-2-0-0 | 3. Measure 6: 2- | 2-0 | 3-2 | 3-2-0-2-2-0-0 | 3.

6

5-measure guitar tablature. Measure 6: 0-3-2-3-3-2-0 | 0-2-3-2-3-0-2 | 3-2-0-2-3-2-0 | 3-2-3-0 | 3-2-3-0. Measure 7: 3-2-0-2-3-2-0 | 3-2-3-0 | 3-2-3-0. Measure 8: 3-2-0-2-3-2-0 | 3-2-3-0 | 3-2-3-0. Measure 9: 3-2-0-2-3-2-0 | 3-2-3-0 | 3-2-3-0. Measure 10: 3-2-0-2-3-2-0 | 3-2-3-0 | 3-2-3-0.

11

7-measure guitar tablature. Measure 11: 2-0-0 | 10-12-0-0 | 10-9-0-0 | 7-5-0-0 | 3-2-0-0 | 0-0-0-0 | 0-0-0-0. Measure 12: 2-0-0 | 10-12-0-0 | 10-9-0-0 | 7-5-0-0 | 3-2-0-0 | 0-0-0-0 | 0-0-0-0. Measure 13: 2-0-0 | 10-12-0-0 | 10-9-0-0 | 7-5-0-0 | 3-2-0-0 | 0-0-0-0 | 0-0-0-0. Measure 14: 2-0-0 | 10-12-0-0 | 10-9-0-0 | 7-5-0-0 | 3-2-0-0 | 0-0-0-0 | 0-0-0-0. Measure 15: 2-0-0 | 10-12-0-0 | 10-9-0-0 | 7-5-0-0 | 3-2-0-0 | 0-0-0-0 | 0-0-0-0. Measure 16: 2-0-0 | 10-12-0-0 | 10-9-0-0 | 7-5-0-0 | 3-2-0-0 | 0-0-0-0 | 0-0-0-0. Measure 17: 2-0-0 | 10-12-0-0 | 10-9-0-0 | 7-5-0-0 | 3-2-0-0 | 0-0-0-0 | 0-0-0-0.

18

4-measure guitar tablature. Measure 18: 0-0-0-0 | 0-0-0-0 | 0-0-7-5-4 | 4-0-0-0. Measure 19: 0-0-0-0 | 0-0-0-0 | 0-0-7-5-4 | 4-0-0-0. Measure 20: 0-0-0-0 | 0-0-0-0 | 0-0-7-5-4 | 4-0-0-0. Measure 21: 0-0-0-0 | 0-0-0-0 | 0-0-7-5-4 | 4-0-0-0.



# CLVI

14.03.2020

Musical staff 1: Treble clef, key signature of two sharps (F# and C#), 8/8 time signature. The staff contains a sequence of chords and eighth notes. The first measure features a complex chord with a low octave bass note. The melody consists of eighth notes, with some beamed eighth notes and a final sixteenth-note triplet.

Musical staff 2: Treble clef, key signature of two sharps, 8/8 time signature. The staff begins with a measure number '7'. It features a sequence of chords and eighth notes, including a triplet of eighth notes in the second measure. The melody continues with eighth notes and some beamed eighth notes.

Musical staff 3: Treble clef, key signature of two sharps, 8/8 time signature. The staff begins with a measure number '13'. It contains a sequence of chords and eighth notes, with a triplet of eighth notes in the fourth measure. The melody is composed of eighth notes.

Musical staff 4: Treble clef, key signature of two sharps, 8/8 time signature. The staff begins with a measure number '20'. It features a sequence of chords and eighth notes, including a triplet of eighth notes in the fifth measure. The melody continues with eighth notes and some beamed eighth notes.

Musical staff 5: Treble clef, key signature of two sharps, 8/8 time signature. The staff begins with a measure number '25'. It features a sequence of chords and eighth notes, including a triplet of eighth notes in the second measure. The melody continues with eighth notes and some beamed eighth notes.

# CLVI

14.03.2020

2-2 2-0 0 0 2-0 0-2-3-2-0 2-2-2-2-0

0-3 3 3 3-2-3-2-3 3 2 3-2 0 3

0-0 1

T  
A  
B

2 3 2 2 2

7

2-2-2-2-2-0 2-2-2-2-2-0 0 2 0 2-2 2-0 0

3 3 3 0 3-2-3-2-3 0-3 3 3

0-0 1

T  
A  
B

0 3 2 2

13

3-2-0 2-3 0-2 2-2 2-0 0 3-2 0 0-0-3 2-3

3 3 3 3 1 3 0 3 3 0-0

0 0

T  
A  
B

2 0 2 3 0 0

20

7-5-3-2 2-2-2-0-0 2-3-3-3 2-0 2-0

0-0 0-3-3-3 0-1-1-1 3-3-2 0

0-0-1

T  
A  
B

2 2 2 2-2-3-2-0 1 2

3 3 3

26

2

T  
A  
B

0  
0  
1  
2

|

# CLVII

15.03.2020

Musical notation for measures 1-5. The piece is in G major (one sharp) and 8/8 time. The melody consists of eighth and quarter notes, while the bass line features a steady eighth-note accompaniment.

6

Musical notation for measures 6-11. The melody continues with eighth and quarter notes, and the bass line maintains its accompaniment pattern.

12

Musical notation for measures 12-15. The melody concludes with a final cadence, and the bass line ends with a sustained chord.

# CLVII

15.03.2020

0-7-5-3 | 3-2 | 0-3-2-2-0 | 0-7-8-7 | **II** 5-4-4-2

**T** 5-4-5 | 4 | 4 | 2-2-5-4

**A** | | 2 | 4

**B** | | 0-2 | 0 | 2-4-4

6

2-4-5-4-2 | 0-2-4-0 | 2-0-2-4-5 | 0-2-4 | 4-5-4-2 | 5-4-2

**T** 2-4-5 | 0 | 2-0-2-4-5 | 4 | 0-2-2-5 | 5-4-2

**A** 2 | 0 | 3 | 4 | 2 | 2

**B** 4 | 2 | 0 | 4 | 2-4-4 | 4

12

5-4-2 | 2 | 4



**T** 2 | 2 | 2

**A** 2 | 2 | 2

**B** 4 | 4-2-4-2 | 4

# CLVIII

16.03.2020



# CLVIII

16.03.2020

**T**  
**A**  
**B**

0-7-5 | 8-7-8-7 | 8-7-0-3-2-0 | 2-0-0 | 0-2-3 | 2-7-5 | 8-8 | 0 | 0-1-0-1-3 | 3-0 | 0 | 7-5-7

0 | 7 | 0 | 2 | 2 | 2

7

**T**  
**A**  
**B**

7-5 | 3-2-2-3 | 2-0-0 | 3-3-2-3 | 3-8-7 | 8-8 | 0-0 | 0-0 | 1-0-0-0 | 0-0 | 2-7 | 7-7 | 7-7

0 | 0 | 0 | 0 | 0 | 2 | 7 | 7

# CLIX

17.03.2020

Musical notation for the first system, measures 1-6. The key signature is two sharps (F# and C#). The notation includes a treble clef, a common time signature, and a double bar line at the end of the system. A guitar chord diagram for H12 is shown above the first measure.

Musical notation for the second system, measures 7-12. The key signature is two sharps (F# and C#). The notation includes a treble clef, a common time signature, and a double bar line at the end of the system. Guitar chord diagrams for H12 and H7 are shown above the final two measures.

Musical notation for the third system, measures 13-16. The key signature is two sharps (F# and C#). The notation includes a treble clef, a common time signature, and a double bar line at the end of the system. Guitar chord diagrams for H5, H5, H7, H12, and H12 are shown above the first five measures. A double bar line is also present below the staff at the end of the system.

# CLIX

17.03.2020

First system of guitar tablature. The staff is labeled 'TAB' vertically on the left. The strings are numbered 0 to 7 from top to bottom. The notation includes fret numbers and accidentals: H12 (natural) above the first measure. The sequence of notes across the strings is: 0-0-3-2-0, 2-0-0-0, 0-0-8-7-7, 7-5-8, 0-7-2-0, 3-2-0, 7-7-7, 5-7, 0-0-0-0. Vertical bar lines separate the measures. Below the staff, vertical tick marks indicate fret positions, with some bars filled in to represent fretted notes.




8

Second system of guitar tablature. The staff is labeled 'TAB' vertically on the left. The strings are numbered 0 to 7 from top to bottom. The notation includes fret numbers and accidentals: H12 H7 above the first measure of the second system, and H5 H5 H7 H12 H12 above the third measure. The sequence of notes across the strings is: 3-2-0, 0-2-3, 0-2-0, 1-0, 0-0-0-0, 0-0, 0-0, 0-6-7-7, 7-7, 0-0. Vertical bar lines separate the measures. Below the staff, vertical tick marks indicate fret positions, with some bars filled in to represent fretted notes.



# CLX

24.03.2020



# CLX

24.03.2020

2-2 2-0-0 0 2-0 0 2-0 0-2

0-3 0 3 3-2-0 0-2-3 3 3-2-3 3 2-0 3 2-3

0 1 0 0 0 0 0

**T**

**A**

**B** 2 2 3 2 0

Detailed description: This block contains the first seven measures of the piece. The top staff shows the treble clef with fret numbers: 2-2, 2-0-0, 0, 2-0, 0, 2-0, 0-2. The middle staff shows the bass clef with fret numbers: 0-3, 0, 3, 3-2-0, 0-2-3, 3, 3-2-3, 3, 2-0, 3, 2-3. The bottom staff shows the bass clef with fret numbers: 0, 1, 0, 0, 0, 0, 0. The letters T, A, and B are stacked vertically on the left. Below the staff are seven guitar diagrams showing string and fret positions for each measure.

8

3-2-0 2-0 3-2 3 2 3 5 2 3 0-2-3-2-3 0 0-2-3 0 3-2-0

2 0 3 3 5 5 4 1-3 2 2

0 0 0 3 2 0

**T**

**A**

**B**

Detailed description: This block contains measures 8 through 13. The top staff shows the treble clef with fret numbers: 3-2-0, 2-0, 3-2, 3, 2, 3, 5, 2, 3, 0-2-3-2-3, 0, 0-2-3, 0, 3-2-0. The middle staff shows the bass clef with fret numbers: 2, 0, 3, 3, 5, 5, 4, 1-3, 2, 2. The bottom staff shows the bass clef with fret numbers: 0, 0, 0, 3, 2, 0. The letters T, A, and B are stacked vertically on the left. Below the staff are seven guitar diagrams showing string and fret positions for each measure.

14

2-0 3-2 3 2-0 0-2-3 0-2 3-2-0-2-0-0 0

0-1-3 0 1 0 2-3 2-3 0 3 3-2

4 2 0 0 2 2 2 2 3 3-2

**T**

**A**

**B**

Detailed description: This block contains measures 14 through 17. The top staff shows the treble clef with fret numbers: 2-0, 3-2, 3, 2-0, 0-2-3, 0-2, 3-2-0-2-0-0, 0. The middle staff shows the bass clef with fret numbers: 0-1-3, 0, 1, 0, 2-3, 2-3, 0, 3, 3-2. The bottom staff shows the bass clef with fret numbers: 4, 2, 0, 0, 2, 2, 2, 2, 3, 3-2. The letters T, A, and B are stacked vertically on the left. Below the staff are seven guitar diagrams showing string and fret positions for each measure.

18

0-2 2 0 2 3 5 4 5 2

0-1-3 0-2-3 3 3 2 3 3 5 4 5 3

0 0 0 2 2 2 2

**T**

**A**

**B**

II

Detailed description: This block contains measures 18 through 21. The top staff shows the treble clef with fret numbers: 0-2, 2, 0, 2, 3, 5, 4, 5, 2. The middle staff shows the bass clef with fret numbers: 0-1-3, 0-2-3, 3, 3, 2, 3, 3, 5, 4, 5, 3. The bottom staff shows the bass clef with fret numbers: 0, 0, 0, 2, 2, 2, 2. The letters T, A, and B are stacked vertically on the left. A Roman numeral 'II' is placed above the top staff in the third measure of this block. Below the staff are five guitar diagrams showing string and fret positions for each measure. The piece ends with a double bar line at the end of the fifth diagram.

# CLXI

21.03.2020

The first system of musical notation is written on a single staff in treble clef with a key signature of one sharp (F#). It begins with a treble clef, a sharp sign, and an '8' below the staff. The notation consists of a series of notes and rests, including some complex rhythmic patterns and accidentals. The notes are primarily quarter and eighth notes, with some rests. The system ends with a double bar line.

The second system of musical notation is written on a single staff in treble clef with a key signature of one sharp (F#). It begins with a treble clef, a sharp sign, and an '8' below the staff. The notation consists of a series of notes and rests, including some complex rhythmic patterns and accidentals. The notes are primarily quarter and eighth notes, with some rests. The system ends with a double bar line.

# CLXI

21.03.2020

**T**  
**A**  
**B**

3=G

8

**T**  
**A**  
**B**

3 5 7 7 5 3 3  
0 0 0 3  
0 7 0 7  
2 7 6 7  
3 6 7 3  
3 7 3

# CLXII

22.03.2020

3=G  
8

The first system of music is written on a single staff with a treble clef. The key signature has one sharp (F#). The time signature is 3/8. The notation consists of eight measures. The first measure starts with a treble clef, a sharp sign, and an '8' below the staff. The notes are: G4 (quarter), A4 (quarter), B4 (quarter). The second measure: G4 (quarter), A4 (quarter), B4 (quarter). The third measure: G4 (quarter), A4 (quarter), B4 (quarter). The fourth measure: G4 (quarter), A4 (quarter), B4 (quarter). The fifth measure: G4 (quarter), A4 (quarter), B4 (quarter). The sixth measure: G4 (quarter), A4 (quarter), B4 (quarter). The seventh measure: G4 (quarter), A4 (quarter), B4 (quarter). The eighth measure: G4 (quarter), A4 (quarter), B4 (quarter).

8

The second system of music is written on a single staff with a treble clef. The key signature has one sharp (F#). The time signature is 3/8. The notation consists of four measures. The first measure starts with a treble clef, a sharp sign, and an '8' below the staff. The notes are: G4 (quarter), A4 (quarter), B4 (quarter). The second measure: G4 (quarter), A4 (quarter), B4 (quarter). The third measure: G4 (quarter), A4 (quarter), B4 (quarter). The fourth measure: G4 (quarter), A4 (quarter), B4 (quarter).

# CLXII

22.03.2020

II

3=G

|     |       |     |     |       |       |       |   |
|-----|-------|-----|-----|-------|-------|-------|---|
| 0-2 | 3-2-0 | 2-0 | 0   | 0-2-3 | 5-4-2 | 4-5-7 | 7 |
| 0   | 2     | 3-2 | 2-3 |       | 2     | 2     | 0 |
|     |       | 2   | 1   | 4     | 4     | 4     | 6 |

9

|   |   |   |   |   |
|---|---|---|---|---|
| 3 | 0 | 1 | 2 | 0 |
|---|---|---|---|---|

# CLXIII

22.03.2020

3=G 8

The first system of music consists of six measures. It begins with a treble clef, a key signature of three sharps (F#, C#, G#), and a common time signature. The first measure contains a whole note chord with notes G4, B4, and D5. The second measure contains a half note chord with notes G4 and B4. The third measure contains a quarter note G4 followed by a quarter note B4. The fourth measure contains a quarter note G4 followed by a quarter note B4. The fifth measure contains a quarter note G4 followed by a quarter note B4. The sixth measure contains a quarter note G4 followed by a quarter note B4.

7

The second system of music consists of two measures. It begins with a treble clef, a key signature of three sharps (F#, C#, G#), and a common time signature. The first measure contains a whole note chord with notes G4, B4, and D5. The second measure contains a whole note chord with notes G4, B4, and D5.





# CLXIV

23.03.2020

The first system of musical notation consists of a single staff in treble clef with a key signature of one sharp (F#). The time signature is 3/8. The notation begins with a '3=G' marking and a '3' below the staff. The melody is composed of eighth and sixteenth notes, with some beamed pairs. The bass line consists of single notes, some of which are beamed together.

The second system of musical notation continues the piece. It starts with a '7' above the staff. The notation includes a '3' above a triplet of eighth notes and another '3' below a triplet of eighth notes. There are two chord diagrams: 'Harm12' and 'H7'. The 'Harm12' diagram shows a barre on the 12th fret with notes on strings 1, 2, 3, and 4. The 'H7' diagram shows a barre on the 7th fret with notes on strings 2, 3, 4, and 5. The system concludes with a double bar line.

# CLXIV

23.03.2020

3=G



A guitar TAB for the key of G major. It consists of three staves labeled T, A, and B. The T staff has notes 3-1, 0-0-1, 1-0, 0-1, 3-2-0, 2-0-0, 0-2-3. The A staff has notes 0, 2, 2-1, 2, 2, 4, 4. The B staff has notes 2, 1, 0, 2, 0, 2, 4. Below the staves are seven pairs of vertical lines representing fret positions, with some pairs having a horizontal bar underneath.

8

A guitar TAB for measure 8. It consists of three staves labeled T, A, and B. The T staff has notes 7-7, 7-7, 7-7-7-5-3-2, 0-2, Harm12 (4-4-2-0), H7 (0). The A staff has notes 0-6, 0, 0, 0, 2, 2, 0. The B staff has notes 7, 0, 2, 2, 2, 0. Below the staves are seven pairs of vertical lines representing fret positions. The third and fourth pairs have horizontal bars underneath and are labeled with the number '3' below them.

# CLXV

29.03.2020



# CLXV

29.03.2020

**TAB**

4-0 | 2-0 | 2-0 | 0-0 | 0-2 | 0-2

0-3 | 3-2 | 3-0 | 0-2-3 | 0-2-3 | 2-3

2-3 | 3-0 | 0-1 | 1-0 | 3-3 | 3-3

0-4 | 0-2 | 2-2 | 2-2 | 2-0 | 2-0

0-0 | 0-2 | 0-2 | 0-2 | 0-0 | 0-0

II 5-4-2 | 2-4 | 2-2

7

**TAB**

4-0 | 2-0 | 0-2 | 0-2

0-3 | 3-2 | 3-2 | 2-3

2-3 | 3-0 | 0-1 | 1-0

0-4 | 0-2 | 2-2 | 2-2

0-0 | 0-2 | 0-2 | 0-2

# CLXVI

29.03.2020



# CLXVI

29.03.2020

5 5 | 5 4 2 | 4 | 0 | 2 2 | 0 | 0 | 0 2 |

T  
A  
B

0 | 0 | 2 | 0 | 3 | 3 | 2 3 2 | 2 3 | 0 | 2 2 3 | 0 2 |

0 | | 2 | 0 | 0 | | | 3 | | |

| ♪ | • | | • | | ♪ | • | | |

| | | | | | | | |

9

0 | 0 0 2 3 0 | 0 1 0 | 0 |

T  
A  
B

0 | 0 2 0 2 | 0 |

2 | 3 | • |

| | | | | | | | |

# CLXVII

31.03.2020

6=D 8

This system contains the first three measures of the piece. It is written in a treble clef with a key signature of one flat (B-flat). The time signature is 8/8. The melody consists of quarter and eighth notes, with some beamed eighth notes in the third measure. The bass line is indicated by a vertical line with a flat sign below the staff, suggesting a specific fingering or position on the instrument.

4

This system contains measures 4 through 6. The notation continues with a mix of quarter and eighth notes. There are some complex rhythmic patterns, including a dotted quarter note followed by an eighth note. The bass line continues with vertical lines and flat signs.

9

This system contains the final three measures of the piece, measures 7 through 9. The melody concludes with a half note and a quarter note. The bass line ends with a vertical line and a flat sign. The piece concludes with a double bar line.

# CLXVII

31.03.2020

6=D

Measure 1: Treble 1-3-3, Bass 0-0. Measure 2: Treble 3-1-0-1-0-0, Bass 2-0. Measure 3: Treble 0-1-0-2-0, Bass 0-1. Fingering numbers are placed above the treble staff and below the bass staff.

4

Measure 4: Treble 1-3-3, Bass 0-0. Measure 5: Treble 5-7-5-3-2-0-2, Bass 4-2. Measure 6: Treble 2-3, Bass 0. Measure 7: Treble 5-7-5, Bass 7-8-7. Measure 8: Treble 5-3-2, Bass 6-4-2. Measure 9: Treble 1-3-3, Bass 0. Measure 10: Treble 1-0, Bass 0. Fingering numbers are placed above the treble staff and below the bass staff.




10

Measure 10: Treble 6-0-3, Bass 0-0. Measure 11: Treble 3-0-2, Bass 1-0. Measure 12: Treble 1-3-3, Bass 0-0. Fingering numbers are placed above the treble staff and below the bass staff.



# CLXVIII

03.04.2020



# CLXIX

04.04.2020

The first staff of music is written on a treble clef with a key signature of three sharps (F#, C#, G#) and a common time signature. It begins with a bassoon clef (8) and contains a melodic line with eighth and sixteenth notes, and a bass line with quarter and eighth notes.

The second staff of music continues the piece on a treble clef with the same key signature and time signature. It starts with a bassoon clef (8). The notation includes a melodic line and a bass line. The final part of the staff features four vertical harmonic diagrams labeled Harm12, Harm7, H5, H4, and H3, each showing a specific fingering on a string.

# CLXIX

04.04.2020



A guitar TAB system with three staves labeled T, A, and B. The T staff has notes 7, 5, 8, 7, 0, 7, 8, 3, 2, 0, 0, 2, 0, 2, 2, 3, 4. The A staff has notes 8, 7, 0, 7, 8, 10, 3, 3, 3, 0. The B staff has notes 6, 7, 7, 0, 7, 2, 3, 2, 3, 4. Vertical bar lines separate the measures. Below the staves are vertical tick marks and horizontal bars representing fret positions.

9

A guitar TAB system with three staves labeled T, A, and B. The T staff has notes 0, 2, 4, 4, 2, 0, 4, 2, 0, 0, 2, 4, Harm12, Harm7, H5, H4, H3, 0. The A staff has notes 4, 3, 2, 2, 2, 0, 0, 0, 0, 0, 0, 0. The B staff has notes 4, 2, 0, 0, 0, 0, 0, 0. Vertical bar lines separate the measures. Above the T staff, the notes Harm12, Harm7, H5, H4, and H3 are aligned with specific measures. Below the staves are vertical tick marks and horizontal bars representing fret positions.

# CLXX

Langfredag 2020



# CLXX

Langfredag 2020

0 3-2-0 2-3 2-0 0 3-2-0 2

T 0 3-2-0 2-3 3 3-2-3 0 2-0 0

A 2 2 1 1 2 0 0

B 0 2 1 0 2 2-3-2-3-2-3-0

7

2 0 0-2 0 0-2 2 2-0-2-3 3-2-0 2-0 0

T 0 0 3 3 2-3 0-2-3 3 3 2-0-2-3 0 2-0 2-0 4

A 0 0-1 2 2 2 1 2 2

B 2 2 2 0 2

13

0 3-5-2-3 2-0-2-2-0-2 2-0-2-3 3-2-3-2-0 0

T 4 3 5 2 3 3 3 3 0 2-3-2-0 3

A 2 2 4 1 1 0 1 2

B 0 2 4 1 0 0

18

3-2-3-2-0-2 3-2 0-0-2-3 0 3 3-2 2 2-0 3-3-2-0-2

T 5 3 3 3 3 3 2 2 0 3-3-2-0-2

A 2 3 2 2 1

B 2 3 0 0 2

22

0 0-2-0-2-3 2-0-2-3-2-0 3-2 2 0-2 2



T 2-3 3 3-2 2 2-3 0-1 0

A 1 1 2-0-2-3-2 1 2 1 2

B 1 1 2 2

# CLXXI

Påskedag 2020



# CLXXI

Påskedag 2020

4 0 2 5 3 4 0 0 2 4 9 7 7 10 9 7 9 10 7

2 4 2 0 7 7

0 2 5

V

6

10 9 7 7 5 5 0 2 2 0

0 9 10 9 7 9 7 7 5 8 8 7 8 7 8 7 0 3 3 3 3 0

8 8 7 7 0

10

0 0 2 2 2 0 2 4 5 4 5 7 10 9 7 4 5 7 5

2 2 2 2 0 0 0 9 0 9 10 9 0 2 2 2 5

3 3 3 3 0 0 0 0 0 0 0 0 0 0 0 0 0

2 3 2 0 9 9 7 9 10 9 0 2 2 2 5

0 0 0 0 0 0 0 0 0 0 0 0 0 0 0 0 0

# CLXXII

Påskeften 2020

The first system of musical notation is written on a single staff with a treble clef and a key signature of three sharps (F#, C#, G#). The music begins with a bass clef-like symbol and the number '8' below it. The melody consists of eighth and quarter notes, with several triplet markings above the notes. The system concludes with a double bar line.

The second system of musical notation continues on the same staff. It starts with the measure number '10' above the staff and the number '8' below it. The notation includes various rhythmic values and triplet markings. The system ends with a double bar line.



# CLXXII

Påskeaften 2020

2-3 3-2 0 0-0-2 2-3 10 9 3-2-0 0  
3 3 1 3 3 3 0 9 10 3-2-0 0  
0 1 3 0 9 9 2 1  
0 0 0 0 0 0 0 2 1  
3 3

10

0-2-3 0-2-3 2 2-2-0 2 2  
0-2-3 0 3 3 1-0-1-3 0 0  
2 2-3 0-2 2 1-0-1-3 2-0 2  
2 3 0 2 2 2-0 2  
3 3 3 3

# CLXXIII

13.04.2020

3=G 8

Musical staff 1: Treble clef, 3=G, 8. A sequence of notes on a staff, including a triplet of eighth notes and a final chord.

10

Musical staff 2: Treble clef, 8. A sequence of notes on a staff, including a triplet of eighth notes and a final chord.

16

Musical staff 3: Treble clef, 8. A sequence of notes on a staff, including a triplet of eighth notes and a final chord.

# CLXXIII

13.04.2020

3=G

3 3 1 6 3 3 1 0 3 1 1 0 1 3 0

0 0 0 0 0 0 0 0 0 0 0 0 0 0 0

3 2 0 2 3 2 0 1 3 0

Diagram showing guitar TAB for measures 1-9. The top staff (TAB) contains fret numbers: 0, 3, 3, 1, 6, 3, 3, 1, 0, 3, 1, 1, 0, 1, 3, 0. The middle staff (TAB) contains fret numbers: 0, 0, 0, 0, 0, 0, 0, 0, 0, 0, 0, 0, 0, 0, 0. The bottom staff (TAB) contains fret numbers: 3, 2, 0, 2, 3, 2, 0, 1, 3, 0. A key signature of 3=G is indicated. A diagram below the TAB shows fretted notes on the strings.

10

$\text{♩} = \text{♩}$

3 1 0 3 0 1 3 1 0 0 0 1 1 3 6 5 0 0 3 1 3 1 0

1 3 2 3 2 0 2 3 5 3 3

Diagram showing guitar TAB for measures 10-15. The top staff (TAB) contains fret numbers: 3, 1, 0, 3, 0, 1, 3, 1, 0, 0, 0, 1, 1, 3, 6, 5, 0, 0, 3, 1, 3, 1, 0. The middle staff (TAB) contains fret numbers: 1, 3, 2, 3, 2, 0, 2, 3, 5, 3, 3. The bottom staff (TAB) contains fret numbers: 1, 3, 2, 3, 2, 0, 2, 3, 5, 3, 3. A tempo marking  $\text{♩} = \text{♩}$  is present. A diagram below the TAB shows fretted notes on the strings.

16

1 3 0 1 0 3 0 0 1 0 2 3

Diagram showing guitar TAB for measure 16. The top staff (TAB) contains fret numbers: 1, 3, 0, 1, 0, 3, 0, 0, 1, 0, 2, 3. The middle staff (TAB) contains fret numbers: 1, 0, 2, 3. The bottom staff (TAB) contains fret numbers: 1, 0, 2, 3. A diagram below the TAB shows fretted notes on the strings.

# CLXXIV

14.04.2020



# CLXXIV

14.04.2020

3=G

| Measure | 1 | 2 | 3   | 4   | 5 | 6   | 7     | 8   | 9     | 10 |
|---------|---|---|-----|-----|---|-----|-------|-----|-------|----|
| T       | 4 | 3 | 0-1 | 1-0 | 0 | 1-0 | 0-1-3 | 1-0 | 0     | 0  |
| A       |   | 3 | 0   | 3   |   | 2   | 2     | 3   | 0-1-3 | 1  |
| B       | 3 | 2 |     | 3-2 | 0 |     |       | 0   |       | 2  |
| 3=G     |   |   |     |     |   |     | 3     |     | 3     |    |

# CLXXV

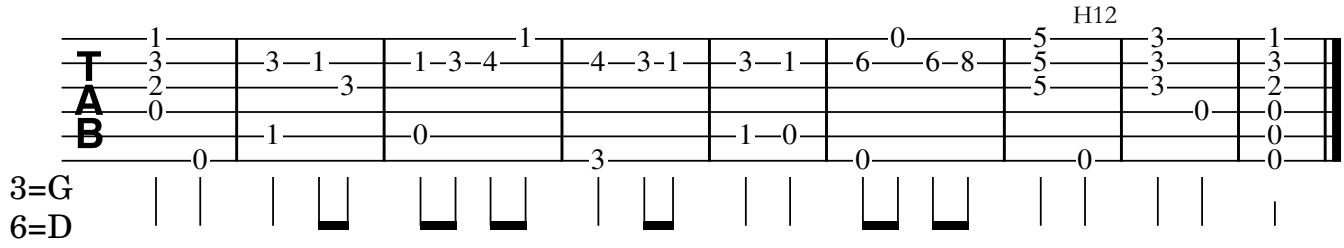
14.04.2020

3=G  $\frac{3}{8}$   
6=D

H12

# CLXXV

14.04.2020



3=G  
6=D

**T**  
**A**  
**B**

1 3 2 0 | 3-1 3 | 1-3-4 1 | 4-3-1 | 3-1 | 6 0 6-8 | 5 H12 3 | 3 1 | 3 2 0 0 0 0

Diagram of guitar strings and frets with fingerings and notes indicated.

# CLXXVI

14.04.2020

Musical notation for the first system. The treble clef has a '3=G' and '8' below it. The bass clef has a '6=C' below it. The notation consists of a series of chords and eighth-note patterns across the staff.

Musical notation for the second system. The treble clef has an '8' below it. The key signature changes to C minor, indicated by a flat sign below the first measure. The notation includes a 'Fine:' marking above the staff and a 'C-durkord bare ved Fine' instruction below the staff. A note with a sharp sign is shown above the staff.

Musical notation for the third system. The treble clef has an '8' below it. The notation includes a '1X' marking above the staff, indicating a first ending. The system concludes with a double bar line and repeat dots.

D.C. al Fine



# CLXXVI

14.04.2020

3=G  
6=C

Measure 1: T=0, A=1, B=3  
Measure 2: T=0, A=1, B=2  
Measure 3: T=0, A=1, B=0  
Measure 4: T=0, A=1, B=0  
Measure 5: T=0, A=1, B=0  
Measure 6: T=0, A=1, B=0

7

Fine:  $\text{♩} = \text{♩}$

Measure 7: T=1, A=3, B=3  
Measure 8: T=0, A=0, B=3  
Measure 9: T=0, A=0, B=3  
Measure 10: T=0, A=0, B=3  
Measure 11: T=0, A=0, B=3  
Measure 12: T=0, A=0, B=3  
Measure 13: T=0, A=0, B=3  
Measure 14: T=0, A=0, B=3

C-durkord bare ved Fine

15

1X

Measure 15: T=1, A=0, B=0  
Measure 16: T=1, A=0, B=0  
Measure 17: T=1, A=0, B=0  
Measure 18: T=1, A=0, B=0

D.C. al Fine

# CLXXVII

Noli me Tangere (preludium)

17.04.2020



# CLXXVII

Noli me Tangere (preludium)

17.04.2020

**T**  
**A**  
**B**

3 5 4 2 | 4 2 2 4 5 | 2 0 0 2 3 | 3 2 0

2 4 | 2 | 0 0 3 0

2 | 4 | 2 | 2

5

**T**  
**A**  
**B**

2 0 0 | 2 0 | 0

0 2 3 3 3 2 3 2 0 2 | 0 3 2 3 3 2 0 | 0 8 7 0

5 5 3 3 0 0

0 | 0 | 1

2 2 7 2 3 2

8

**T**  
**A**  
**B**

2 3 5 3 2 | 2

0 0 0 | 0

0 2 4 | 1

2 | 2

# CLXXVIII

Noli me Tangere (kontemplasjon)

20.04.2020

Musical staff 1, starting at measure 1. The key signature is two sharps (F# and C#). The time signature is 8/8. The staff contains a series of eighth notes and chords, with a double bar line at the end of the first system.

Musical staff 2, starting at measure 8. The key signature is two sharps. The staff contains eighth notes and chords, with a double bar line at the end of the second system.

Musical staff 3, starting at measure 15. The key signature is two sharps. The staff contains eighth notes and chords, with a double bar line at the end of the third system.

Musical staff 4, starting at measure 21. The key signature is two sharps. The staff contains eighth notes and chords, with triplets marked with a '3' above the notes. A double bar line is at the end of the fourth system.

Musical staff 5, starting at measure 26. The key signature is two sharps. The staff contains eighth notes and chords, with a double bar line at the end of the fifth system.

Musical staff 6, starting at measure 33. The key signature is two sharps. The staff contains eighth notes and chords, with triplets marked with a '3' above the notes. A double bar line is at the end of the sixth system.

Musical staff 7, starting at measure 39. The key signature is two sharps. The staff contains eighth notes and chords, with triplets marked with a '3' above the notes. A double bar line is at the end of the seventh system.

2

45

Musical score for a piano piece, measures 45-52. The score is written on a grand staff with a treble clef and a key signature of two sharps (F# and C#). The music begins with a treble clef and a bass clef. The melody in the treble clef consists of eighth and quarter notes, while the bass clef provides a harmonic accompaniment with chords and single notes. The piece concludes with a double bar line.

# CLXXVIII

## Noli me Tangere (kontemplasjon)

20.04.2020

8

System 1: Measures 1-7. Treble clef. Fingering: 2-0, 2-3, 2-0, 2-3, 8-7, 8-7, 5-7, 0-3. Bass clef: 4, 1, 2, 7, 0, 7, 0, 6.

8

II

System 2: Measures 8-15. Treble clef: 3-2-3-2-3, 2-3, 2-3, 5, 4-2-2, 4-2-4-2-4-5, 2-0, 0, 4-0-2. Bass clef: 1-2, 0, 2, 4, 0, 4. Capo II.

16

System 3: Measures 16-22. Treble clef: 3-2-0, 2-4, 0-3-2-0, 0-2-3, 2-2-3, 2-0, 2-3-2-0, 2-0. Bass clef: 2, 1, 2, 2, 4-4, 1, 2, 4.

23

System 4: Measures 23-30. Treble clef: 0-2-2-3, 3-3, 2-0, 2-1-2-4, 5-4-2, 4-2-0, 2-0, 0, 4-2. Bass clef: 2, 1, 0, 2, 3-3, 0, 2, 0, 4-0. Triplet 3 above measure 29.

31

System 5: Measures 31-37. Treble clef: 2-0, 0-2, 0-2-3, 0-2-3, 5-4-2-4-5-7, 9-7-5, 7. Bass clef: 3, 2, 3, 4, 0, 7, 5, 7. Triplet 3 above measures 31-32. Capo V.

38

System 6: Measures 38-45. Treble clef: 10-9-7, 9-10, 7-9-10-9-7, 7, 10-12, 9-7, 0-2-4-5, 2-0, 0-2-4, 4-5. Bass clef: 0, 0, 8, 9-11, 0, 2, 0-2. Triplet 3 above measures 38-45. Capo II.

2

45

**T  
A  
B**

|   |   |   |   |   |   |   |
|---|---|---|---|---|---|---|
| 4 | 2 | 2 | 2 | 2 | 0 | 2 |
| 2 | 6 | 5 | 5 | 3 | 0 | 0 |
| 2 | 0 | 4 | 2 | 3 | 0 | 0 |
| 4 | 4 | 2 | 2 | 3 | 0 | 2 |

# CLXXIX

Noli me tangere (postludium)

16.04.2020

The first system of musical notation is written on a single staff in treble clef with a key signature of two sharps (F# and C#). The notation includes a treble clef, a sharp sign, and a '6=H 8' marking. The music consists of a series of notes and rests, with some notes beamed together. There are two vertical lines with a series of horizontal lines below them, possibly indicating fingerings or specific notes.

The second system of musical notation is written on a single staff in treble clef with a key signature of two sharps (F# and C#). The notation includes a treble clef, a sharp sign, and a '5' marking. The music consists of a series of notes and rests, with some notes beamed together. There is a 'Harm12' marking above the staff. The system ends with a double bar line and a fermata-like symbol.



# CLXXIX

Noli me tangere (postludium)

16.04.2020

T  
A  
B

6=H

6

T  
A  
B

Harm12

# CLXXX

20.04.2020

8 3=G

7

13

19

24

# CLXXX

20.04.2020

3=G

Measures 1-7 of guitar tablature. The top staff (T) contains fret numbers: 0-2, 3-2, 3-2-0, 2-0-2-3-2-0, 0-2, 0-3-2, 4-5-7. The middle staff (A) contains: 2, 1, 2-1, 2, 1. The bottom staff (B) contains: 0, 2, 4, 0. Rhythmic notation below includes vertical lines and two groups of four horizontal bars.

8

Measures 8-14 of guitar tablature. The top staff (T) contains: 5-4-2-0, 3-2-0, 0-1, 0-3-1, 3-1-3, 3-1-0, 1-0, 3-0, 3-1. The middle staff (A) contains: 1, 2, 2, 0, 0, 3. The bottom staff (B) contains: 0, 0, 3, 1, 0, 3. Rhythmic notation includes vertical lines and eighth notes with stems.

15

Measures 15-19 of guitar tablature. The top staff (T) contains: 3-1-3, 0, 1-0-1-3, 0-1-3, 0-1-3, 8-7-5, 4-5-7, 0. The middle staff (A) contains: 2, 0, 2, 0. The bottom staff (B) contains: 2, 0, 3, 0. Rhythmic notation includes vertical lines and eighth notes with stems.

20

Measures 20-24 of guitar tablature. The top staff (T) contains: 5-3-1-0, 3-1-0, 0, 0-2, 1, 3-2, 3-2-3, 3-2, 0, 0-2-3, 0-2-4. The middle staff (A) contains: 1, 2, 1, 2, 2, 2. The bottom staff (B) contains: 0, 0, 2, 4. Rhythmic notation includes vertical lines and eighth notes with stems.

25

Measures 25-28 of guitar tablature. The top staff (T) contains: 0-2, 0, 3-2, 4-5-7, 5. The middle staff (A) contains: 2, 1, 2, 2. The bottom staff (B) contains: 0, 0, 0. Rhythmic notation includes vertical lines and eighth notes with stems. The piece ends with a double bar line.

# CLXXXI

21.04.2020

The first system of musical notation is written on a single staff in treble clef. The key signature consists of two sharps (F# and C#), and the time signature is 3/8. The notation begins with a treble clef, a key signature of two sharps, and a time signature of 3/8. The first measure contains a G4 note. The second measure contains a G4 note with a flat sign (F#4). The third measure contains a G4 note with a sharp sign (A#4). The fourth measure contains a G4 note with a flat sign (F#4). The fifth measure contains a G4 note with a sharp sign (A#4). The sixth measure contains a G4 note with a flat sign (F#4). The seventh measure contains a G4 note with a sharp sign (A#4). The eighth measure contains a G4 note with a flat sign (F#4). The ninth measure contains a G4 note with a sharp sign (A#4). The tenth measure contains a G4 note with a flat sign (F#4). The eleventh measure contains a G4 note with a sharp sign (A#4). The twelfth measure contains a G4 note with a flat sign (F#4). The thirteenth measure contains a G4 note with a sharp sign (A#4). The fourteenth measure contains a G4 note with a flat sign (F#4). The fifteenth measure contains a G4 note with a sharp sign (A#4). The sixteenth measure contains a G4 note with a flat sign (F#4). The seventeenth measure contains a G4 note with a sharp sign (A#4). The eighteenth measure contains a G4 note with a flat sign (F#4). The nineteenth measure contains a G4 note with a sharp sign (A#4). The twentieth measure contains a G4 note with a flat sign (F#4). The notation ends with a double bar line.

The second system of musical notation is written on a single staff in treble clef. The key signature consists of two sharps (F# and C#), and the time signature is 3/8. The notation begins with a treble clef, a key signature of two sharps, and a time signature of 3/8. The first measure contains a G4 note. The second measure contains a G4 note with a flat sign (F#4). The third measure contains a G4 note with a sharp sign (A#4). The fourth measure contains a G4 note with a flat sign (F#4). The fifth measure contains a G4 note with a sharp sign (A#4). The sixth measure contains a G4 note with a flat sign (F#4). The seventh measure contains a G4 note with a sharp sign (A#4). The eighth measure contains a G4 note with a flat sign (F#4). The ninth measure contains a G4 note with a sharp sign (A#4). The tenth measure contains a G4 note with a flat sign (F#4). The eleventh measure contains a G4 note with a sharp sign (A#4). The twelfth measure contains a G4 note with a flat sign (F#4). The thirteenth measure contains a G4 note with a sharp sign (A#4). The fourteenth measure contains a G4 note with a flat sign (F#4). The notation ends with a double bar line.

# CLXXXI

21.04.2020

3=G

Tablature for measures 1-8:

- Measure 1: T=2, A=3, B=2
- Measure 2: T=0-2-3, A=2, B=1
- Measure 3: T=2-0-0, A=0-3, B=1
- Measure 4: T=2-3, A=3-4, B=2-3
- Measure 5: T=2-0-0, A=3-3, B=4
- Measure 6: T=0, A=2-0-2-3, B=3
- Measure 7: T=2-0, A=3, B=2
- Measure 8: T=0-2-3, A=1, B=1

Diagram showing fret positions for measures 1-8:

- Measure 1: | | |
- Measure 2: | | |
- Measure 3: | | |
- Measure 4: | | |
- Measure 5: | | |
- Measure 6: | | |
- Measure 7: | | |
- Measure 8: | | |

9

Tablature for measures 9-11:

- Measure 9: T=2, A=2, B=3
- Measure 10: T=3, A=0, B=1
- Measure 11: T=2-0, A=3-2, B=0
- Measure 12: T=2, A=3, B=2

Diagram showing fret positions for measures 9-11:

- Measure 9: | | |
- Measure 10: | | |
- Measure 11: | | |
- Measure 12: | | |

# CLXXXII

21.04.2020

3=G 8

H12

6

H12

# CLXXXII


21.04.2020

Main guitar tablature for CLXXXII. It consists of six staves labeled T, A, B, and three empty staves. The notation includes fret numbers (0-8), accidentals (flats), and a natural sign. A '3=G' marking is present at the beginning. A 'H12' marking is placed above the first measure of the second staff. The piece concludes with a double bar line. Below the staves, a series of vertical lines and some horizontal bars indicate fret positions and string bends.

A small guitar tablature fragment consisting of six staves labeled T, A, B, and three empty staves. The notation includes a fret number '7' on the top staff, a '(0)' marking on the second staff, and a '(H12)' marking above the second staff. The piece concludes with a double bar line. Below the staves, two vertical lines indicate fret positions.

# CLXXXIII

21.04.2020





# CLXXXIII

21.04.2020

**T  
A  
B**


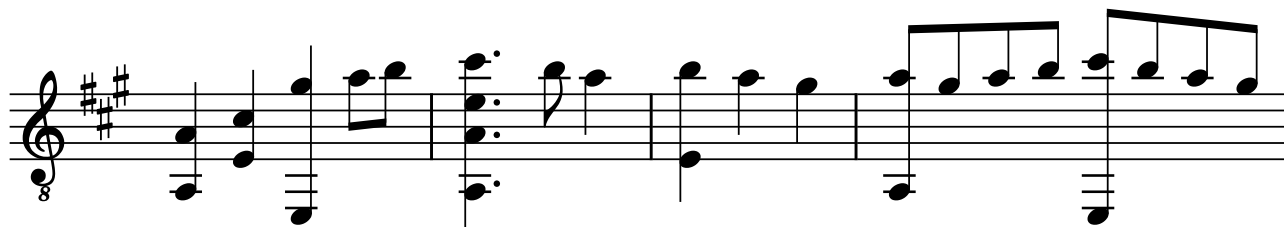
10

**T  
A  
B**

II

# CLXXXIV

21.04.2020



# CLXXXIV

21.04.2020

V

System 1: A 5-measure guitar TAB. The top line (treble clef) contains the notes 4-5-7, 9-7-5, 7, 10-9-10, 7-9-7, 10-9, and 4-5-7. The second line (middle C) contains 2, 3, 2, 7, 7, 0, 0, 2, 2, 0. The third line (bass clef) contains 0, 0, 5, 7, 0, 0, 0, 0, 0. Vertical bar lines are present at measures 1, 2, 3, 4, and 5. Below the staff are vertical tick marks and horizontal bars representing fret positions.

6

System 2: A 4-measure guitar TAB. The top line (treble clef) contains the notes 10-9-10-12, 0, 9-7-9-10, 9-7, 7, 9-7-4. The second line (middle C) contains 0, 3-2-3, 2-0-2-3, 10-9-10-9-10, 0, 0. The third line (bass clef) contains 2, 0, 0, 0, 0, 0, 0. Vertical bar lines are present at measures 1, 2, 3, and 4. Below the staff are vertical tick marks and horizontal bars representing fret positions.

10

System 3: A 2-measure guitar TAB. The top line (treble clef) contains the notes 5-4, 7, 4-5-7, 5. The second line (middle C) contains 0, 7, 2, 3. The third line (bass clef) contains 0, 2, 0. Vertical bar lines are present at measures 1 and 2. Below the staff are vertical tick marks and horizontal bars representing fret positions, with the number '3' written below the first two bars.

# CLXXXV

23.04.2020

Musical notation for the first system, measures 1-6. The key signature is two sharps (F# and C#). The notation includes a treble clef, a common time signature (C), and a bass clef. The music features a mix of eighth and sixteenth notes, with some chords and rests.

7

Musical notation for the second system, measures 7-13. The notation continues with eighth and sixteenth notes, showing a more active melodic line in the treble clef.

14

Musical notation for the third system, measures 14-21. This system is characterized by dense sixteenth-note passages in the treble clef, with a steady bass line.

22

Musical notation for the fourth system, measures 22-28. The notation continues with sixteenth-note patterns and includes some rests in the treble clef.

29

Musical notation for the fifth system, measures 29-34. The notation features a mix of sixteenth and eighth notes, with some chords in the bass clef.

35

Musical notation for the sixth system, measures 35-40. The notation concludes with a final cadence, including a double bar line and a repeat sign.

# CLXXXV

23.04.2020

7 7 7 7 5 5 2 0 0 7 7 8 7 7 5 0

TAB 5 5 8 0 4 5 5 7 8 7 3

5 6 0 0 5 6 7 0

0 2 0 6 7 0

8

0 2-0-2-3-0 3-2 3-2-0 2-0-2-3 0 0-2-3 0-2-3 0

TAB 3 2-3 3 3-2 3-2-0 2-0-2-3 0 0-2-3 0-2-3 0

0 3 3 3 3 1-0-1-3 3

2 0 0 4 2 2 3

15

0-2 2-2-2-2 2-2-2-0 II 2-2-2-2 2-2-2-2 0 0 0-2-3 3-2 2-3 0-2

TAB 2-3 3 3 3 3 3 0-2-3 3-2 2-3 0-2

3 3 3 3 3 3 3 4 0

0 0 4 2 0 3 4 0

23

2-0 5-3-2 3-2-0 2 0-3-2 3-2-0 0-2-3 0 2-0 0 2-0 0

TAB 5 3 4 2 0 4 5 3 3 3 3 0

0 4 2 2 4 5 3 3 3 3 3 0

0 0 0 2 2 5 3 3 3 3 3 0

31

2-0 3-2-3 3-5 3-2-0 0-2-3 0-2-3 2 3 5 3 7-5-7-8

TAB 3 3-2-3 3 5 3-2-0 0-2-3 0-2-3 2 3 5 3 7-5-7-8

1 4 4 4 0 0 0 0 0 0 0

2 4 2 3 0 0 0 0 0 0 0

37

7 7 8 7 5 7 10 9 7 7 7

TAB 5 5 8 7 8 9 11 0 0

5 5 8 8 9 9 11 0 0

0 7 0 9 9 9 7

VII

# CLXXXVI

24.04.2020



# CLXXXVI

24.04.2020

**T**  
**A**  
**B**

0 2 4 2 2 0 4 2 0 3 2 2 5 3 2 0 0 3 2  
2 0 3 2 4 2 0 1 0 3 2 2 2 2 2 2 2 2 3 2  
2 2 3 4 2 2 2 2 2 2 2 2 2 2 2 2 2 2 2 2  
0 0 4 2 4 0 4  
0 0 4 2 4 0 4  
0 0 4 2 4 0 4




8

**T**  
**A**  
**B**

0 1 2 0 2 2 6  
3 2 2 1 0  
0 0  
0  
0  
0

# CLXXXVII

25.04.2020

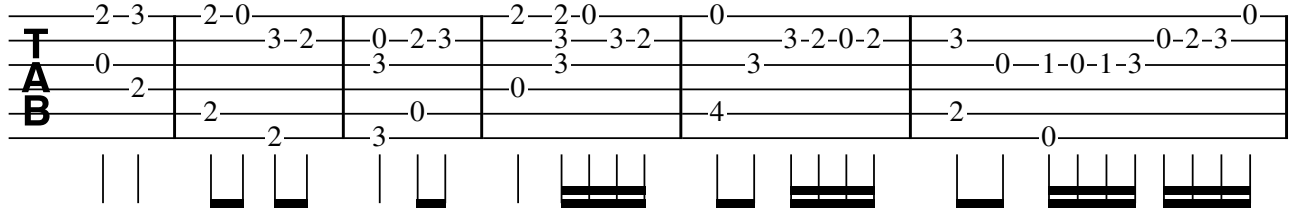




# CLXXXVII

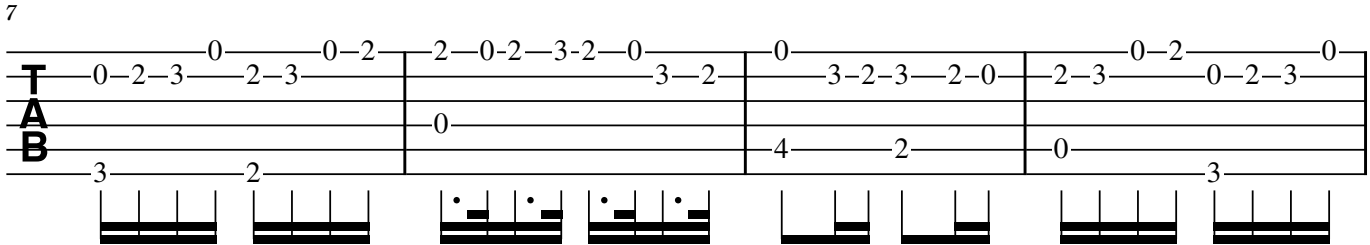
25.04.2020

7



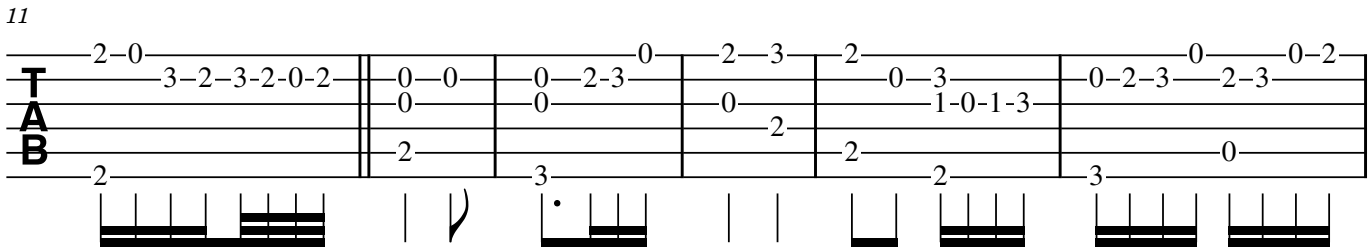
System 1: Measures 1-6. Treble clef. Fingering: 2-3, 2-0, 3-2, 0-2-3, 2-2-0, 3-3-2, 0, 3-2-0-2, 3, 0-1-0-1-3, 0-2-3, 0. Bass clef: 2, 2, 3, 0, 0, 4, 2, 0.

7



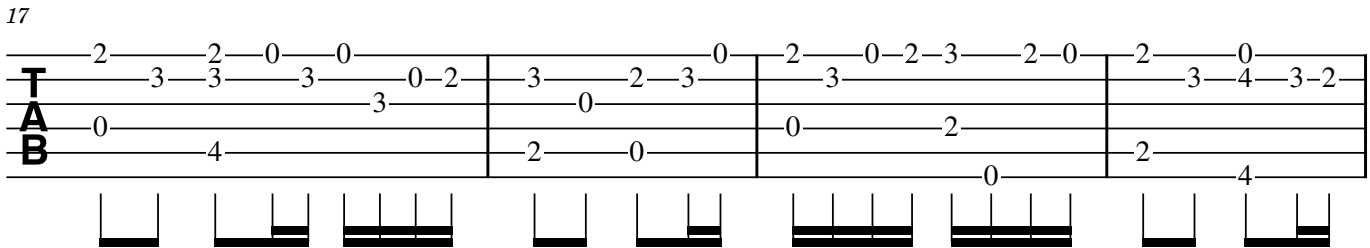
System 2: Measures 7-10. Treble clef: 0-2-3, 2-3, 0-2, 2-0-2-3-2-0, 3-2, 0, 3-2-3-2-0, 2-3, 0-2, 0-2-3, 0. Bass clef: 3, 2, 0, 4, 2, 0, 3.

11



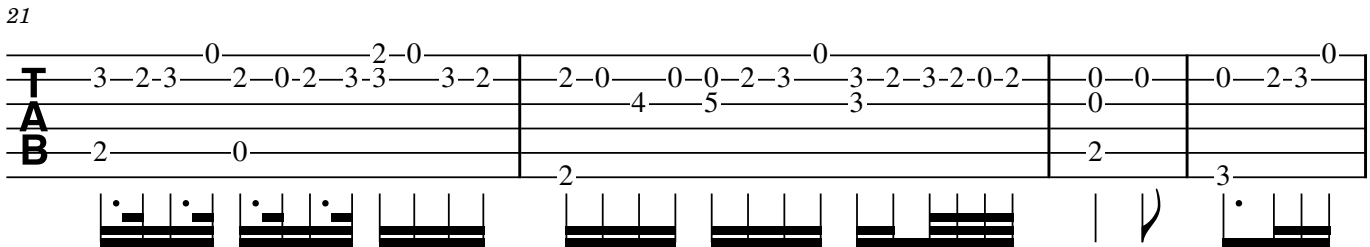
System 3: Measures 11-16. Treble clef: 2-0, 3-2-3-2-0-2, 0-0, 0-2-3, 0, 2-3, 2, 0-3, 1-0-1-3, 0-2-3, 0-2-3, 0-2. Bass clef: 2, 2, 3, 2, 2, 3, 0.

17



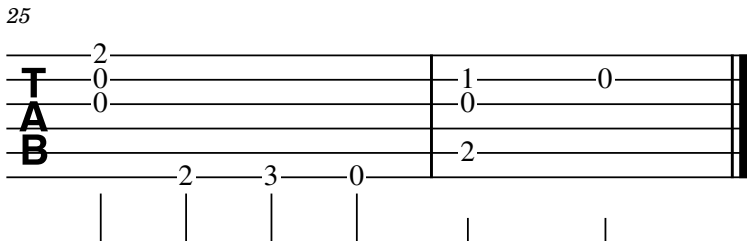
System 4: Measures 17-20. Treble clef: 2, 3, 2, 0, 0, 0-2, 3, 2, 3, 0, 2, 3, 0-2-3, 2-0, 2, 3, 0, 3-4, 3-2. Bass clef: 0, 4, 2, 0, 0, 2, 0, 2, 4.

21



System 5: Measures 21-24. Treble clef: 3-2-3, 0, 2-0-2-3-3, 2-0, 3-2, 2-0, 0-0-2-3, 0, 3-2-3-2-0-2, 0-0, 0-2-3, 0. Bass clef: 2, 0, 2, 2, 3, 2, 0, 2, 3.



25



System 6: Measures 25-26. Treble clef: 2, 0, 1, 0. Bass clef: 0, 0, 2, 3, 0.

# CLXXXVIII

27.04.2020



# CLXXXVIII

27.04.2020

**T**  
**A**  
**B**

0 2 3 2 0 8 7  
2 1 2 1 2 3 2  
0 2 1 2 1 2 3 2 0 2 1 7

3=G

4

**T**  
**A**  
**B**

7 8 7 0 7 0 3 2 0 4 0 0 0  
8 7 0 7 0 3 2 0 4 0 0 0  
6 7 3 2 0

# CLXXXIX

27.04.2020



A musical score for a piece titled "CLXXXIX", dated 27.04.2020. The score is written on a single staff with a treble clef and a key signature of one sharp (F#). The tempo or performance instruction is "3=G" with an "8" below it. The piece consists of 14 measures. The first measure is a whole note chord of G4 and B4. The second measure is a whole note chord of G4 and B4. The third measure is a whole note chord of G4 and B4. The fourth measure is a whole note chord of G4 and B4. The fifth measure is a whole note chord of G4 and B4. The sixth measure is a whole note chord of G4 and B4. The seventh measure is a whole note chord of G4 and B4. The eighth measure is a whole note chord of G4 and B4. The ninth measure is a whole note chord of G4 and B4. The tenth measure is a whole note chord of G4 and B4. The eleventh measure is a whole note chord of G4 and B4. The twelfth measure is a whole note chord of G4 and B4. The thirteenth measure is a whole note chord of G4 and B4. The fourteenth measure is a whole note chord of G4 and B4. The score ends with a double bar line.

# CLXXXIX

27.04.2020

**T**  
**A**  
**B**

3=G

# CXC

27.04.2020

The first system of musical notation consists of a single staff in treble clef with a key signature of one sharp (F#). The time signature is 8/8. The notation includes a variety of notes and rests, with a triplet of eighth notes in the final measure. A circled '8' is placed below the first measure, and the text '3=G' is written to its left. A circled '3' is placed above the triplet in the final measure.

The second system of musical notation consists of a single staff in treble clef with a key signature of one sharp (F#). The time signature is 8/8. The notation includes a variety of notes and rests, with a circled '8' placed below the first measure. A circled '7' is placed above the first measure. The system concludes with a double bar line.

# CXC

27.04.2020

A guitar tablature for the piece "CXC". The notation is presented on a six-line staff. The top line (high E) contains fret numbers: 3, 7, 8, 7, 7, 8, 7, 5, 12, 12, 10, 7, 7, 7, 5, 7, 7, 8, 7, 3. The second line (D) contains: 0, 0, 0, 8, 7, 0, 0, 0, 10, 10, 7, 7, 7, 5, 0, 0, 0, 0. The third line (C) contains: 3, 0, 0, 0, 0, 0, 0, 0, 0, 0, 0, 0, 0, 0, 0, 0, 0, 0. The fourth line (B) contains: 0, 0, 6, 7, 0, 0, 0, 0, 0, 0, 0, 6, 0, 0, 0, 0, 0, 0. The fifth line (A) contains: 2, 7, 7, 0, 0, 0, 0, 0, 0, 0, 0, 7, 7, 2, 0, 0, 0, 0. The sixth line (G) contains: 3, 8, 0, 0, 0, 0, 0, 0, 0, 0, 0, 0, 8, 3, 0, 0, 0, 0. Vertical bar lines separate the measures. Below the staff, a bass clef is indicated with "3=G". Fingering is shown with numbers 1-4 above notes. A triplet of eighth notes is marked with a "3" below the staff.

# CXCI

29.04.2020

The first system of musical notation for CXCI consists of a single staff in treble clef with a key signature of one sharp (F#). The notation includes a treble clef, a sharp sign, and a common time signature 'C'. The music begins with a measure containing a treble clef, a sharp sign, and an '8' below the staff. The melody is written in eighth notes, starting with a quarter rest followed by a series of eighth notes: G4, A4, B4, C5, B4, A4, G4, F#4, E4, D4, C4. The bass line consists of a single note G3 in the first measure, followed by a series of rests. The system concludes with a double bar line and the label 'H12' above the staff.

The second system of musical notation for CXCI continues the piece on a single staff in treble clef with a key signature of one sharp (F#). It begins with a measure containing a treble clef, a sharp sign, and a '6' above the staff. The melody continues with eighth notes: D4, C4, B3, A3, G3, F#3, E3, D3, C3. The bass line continues with a single note G3 in the first measure, followed by a series of rests. The system concludes with a double bar line and the label 'H12' above the staff.



# CXCI

29.04.2020

TAB

3=G

Detailed description: This is a guitar TAB for the first system of the piece 'CXCI'. It consists of six staves. The top staff is the treble clef staff, and the bottom five are the bass clef staves. The notation includes fret numbers (0-12), accidentals (flats), and techniques like 'H12' (harmonic at 12th fret). The piece is in 3/4 time, indicated by '3=G'. The first measure has a quarter note on G4 (TAB: 7-0-0) and a quarter note on G3 (TAB: 7-3). The second measure has a quarter note on G4 (TAB: 2-3-5) and a quarter note on G3 (TAB: 1). The third measure has a quarter note on G4 (TAB: 7-7-10-8-7) and a quarter note on G3 (TAB: 0). The fourth measure has a quarter note on G4 (TAB: 8-12-10) and a quarter note on G3 (TAB: 0). The fifth measure has a quarter note on G4 (TAB: H12-7-5) and a quarter note on G3 (TAB: 0). The sixth measure has a quarter note on G4 (TAB: 7-5-3-5) and a quarter note on G3 (TAB: 0). The piece ends with a double bar line.

7

TAB

Detailed description: This is a guitar TAB for the second system of the piece 'CXCI'. It consists of six staves. The top staff is the treble clef staff, and the bottom five are the bass clef staves. The notation includes fret numbers (0-10), accidentals (flats), and techniques like '(H12)' (harmonic at 12th fret). The piece is in 3/4 time. The first measure has a quarter note on G4 (TAB: 7-8-10) and a quarter note on G3 (TAB: 6). The second measure has a quarter note on G4 (TAB: 7-7-8-8-10-10-7-7) and a quarter note on G3 (TAB: 0). The third measure has a quarter note on G4 (TAB: 0-7-0) and a quarter note on G3 (TAB: 8-7-8). The fourth measure has a quarter note on G4 (TAB: (H12)-(0)-(0)-(0)) and a quarter note on G3 (TAB: 0). The piece ends with a double bar line.

# CXCII

## Tombeau over Yahya Hassan

01.05.2020

8

9

16

23

29

36

43

2

50

8

57

8

63

8

71

8

77

8

84

Stille

8

# CXCII

## Tombeau over Yahya Hassan

01.05.2020

2 0 0 2 0 2 3 2 0 2 0 2 3 2 0 2 2 3

TAB 0 2 3 2 2 2 3 2 3 2 3 2 3 2 3 2 3 2 3

2 1 2 1 2 4 0 1 2

10 II II II

1 2 4 5 4 2 4 2 2 2 3 3 2 0 0 2 3 2 5 4 4 2 0

TAB 2 2 2 6 0 3 3 2 0 0 2 3 4 2 0

4 4 2 2 4 2 0

1 2 4 2 2 2 2 2 0

18

2 0 2 3 2 0 0 4 3 2 3 2 0 0 3 2 2 0 2 0 2 0 3 2 0 7 6

TAB 5 4 3 2 3 2 0 3 2 2 3 0 0 3 0 0 7 6

0 4 2 4 0 0 7 6

25

2 0 2 3 2 0 0 3 2 0 0 2 3 0 2 0 3 1 0 1 2 0 0 0 2

TAB 0 0 0 2 3 0 2 3 0 2 3 1 0 1 0 2

2 4 2 1 1 2 2 0 0

32 II

3 2 0 2 3 2 2 3 0 2 0 2 3 0 4 3 2 2 2 0 2 3 0 0 2

TAB 2 0 2 3 2 3 0 2 0 2 3 4 3 2 2 3 0 2 3 0 2

2 0 1 2 1 2 4 0 1 2

0 1 2

41

3 2 0 0 2 0 2 3 0 3 2 3 2 0 2 3 3 2 2 0 2

TAB 1 3 4 4 0 0 2 3 2 0 2 3 3 2 2 0

2 1 2 4 1 2 2 0 2

2

49

2 3 2 0 2 5 0 0 0 7 5 3 2 0

3 2 2 3 7 8 8 7 7 7 4 5 4 2 3 2 0

1 0 0 3 7 7 7 7 4 5 4 2 3 2 0

2 0 0 7 6 0 1 2 1

57

0 3 2 0 0 2 3 0 7 7 5 0 7 5 4 4 4 4

0 0 3 5 8 8 7 5 4 2 4 5 5

1 1 6 7 4 2 4

0 0 0 0 0 0 0 0 0 0 0 0 0 0 0 0

64

4 5 7 9 5 4 2 4 2 0 2 4 7 7 5 4 2 0 2 0 2

5 5 7 9 2 0 0 0 5 7 7 5 4 2 0 0 0 0 0 2

2 7 4 2 2 6 4 2 4

0 5 2 0 2 0 2

73

0 3 2 3 2 2 0 2 3 0 2 4 5 4 2 4 2 0 2 4 4 5 0 2 0

3 4 4 2 0 0 2 0 0 5 4 2 4 2 0 2 4 4 5 4 0 2 0

2 1 0 4 4 2 2 1 2 2 4 4 0 2 0 4

4 0 4 2 0 0 2 4 3

81

0 2 4 2 0 4 4 2 0 2 4 2 2 0 0 0 0 4 4 5 7 7

4 4 4 2 0 2 4 2 2 0 0 4 4 0 5 6

4 1 3 1 2 3 2 5 6

4 1 3 2 3 2 0

# CXCIII

02.05.2020



# CXCIII

02.05.2020

**T  
A  
B**

0 3 5 3-2 2-3-2-0 2-0 4 0-0-0-0-0-0-0-2  
0 0 0 0 0 0 0 0  
2-2 4 1 3 4 2 0

6

**T  
A  
B**

3-2-0-2-0-0 4 0-2-3 3-0-2 1-3 0-3-1-0 3  
2 2  
0

8

**T  
A  
B**

0-2-3 0-2 0-0-2-4 4-0-5-4-2 4  
5 3 1-3 4 4 0 2-4 2  
4 3-2 0

# CXCIV

07.05.2020

3=G  
8

The first system of music consists of seven measures. It begins with a treble clef, a key signature of one sharp (F#), and a common time signature (C). The first measure contains a whole note chord of G4, B4, and D5. The second measure contains a whole note chord of G4, B4, and D5 with a flat sign (Bb) above the staff. The third measure contains a whole note chord of G4, B4, and D5 with a sharp sign (F#) below the staff. The fourth measure contains a whole note chord of G4, B4, and D5. The fifth measure contains a whole note chord of G4, B4, and D5 with a sharp sign (F#) below the staff. The sixth measure contains a whole note chord of G4, B4, and D5. The seventh measure contains a whole note chord of G4, B4, and D5 with a sharp sign (F#) below the staff.

8

The second system of music consists of seven measures. It begins with a treble clef, a key signature of one sharp (F#), and a common time signature (C). The first measure contains a whole note chord of G4, B4, and D5 with a sharp sign (F#) below the staff. The second measure contains a whole note chord of G4, B4, and D5 with a flat sign (Bb) above the staff. The third measure contains a whole note chord of G4, B4, and D5 with a sharp sign (F#) below the staff. The fourth measure contains a whole note chord of G4, B4, and D5 with a flat sign (Bb) above the staff. The fifth measure contains a whole note chord of G4, B4, and D5 with a sharp sign (F#) below the staff. The sixth measure contains a whole note chord of G4, B4, and D5 with a sharp sign (F#) below the staff. The seventh measure contains a whole note chord of G4, B4, and D5 with a sharp sign (F#) below the staff.



# CXCIV

07.05.2020

3=G

Measure 1: T 0-0, A 1-3, B 0-3

Measure 2: T 0-1-3, A 3, B 3

Measure 3: T 5-3, A 5, B 4

Measure 4: T 0-6-5-3, A 0, B 5

Measure 5: T 0-0-0, A 0, B 4

Measure 6: T 3-0-0, A 5, B 0

Measure 7: T 0-0-0, A 3-0, B 4

8



Measure 8: T 2-0, A 3-0, B 1

Measure 9: T 0-3-2, A 3, B 2

Measure 10: T 0-3, A 3, B 1-2

# CXCIV

07.05.2020

3=G

This system contains the first six measures of the piece. It begins with a treble clef, a key signature of two sharps (F# and C#), and a common time signature. The music features a melodic line in the upper voice and a bass line in the lower voice. The first measure is marked with a '3=G' and an '8' below the staff, indicating a triplet of eighth notes. The melody starts on G4 and moves through various intervals, including a descending eighth-note scale in the second measure.

7

This system contains measures 7 through 10. The melodic line continues with a series of eighth notes, some beamed together. The bass line provides harmonic support with chords and single notes. The key signature remains two sharps.

11

This system contains measures 11 through 15. Measures 11 and 12 feature a complex rhythmic pattern with beamed eighth notes. The bass line has several chords, some with a '3' and '8' below them, indicating triplets. The melody continues with eighth-note runs.

16

This system contains measures 16 through 19. Measures 16 and 17 have a similar beamed eighth-note pattern. The bass line includes chords and single notes. The piece concludes this system with a final chord in measure 19.

20

This system contains the final four measures of the piece, from measure 20 to 23. The melody is sparse, consisting of a few notes. The bass line features chords and single notes, ending with a double bar line in measure 23.

# CXCV

07.05.2020

3=G

Measure 1: 0-0-3-2 | 2-3-5 | 2-3-1 | 2-0-2-3 | 2-0 | 0-3-2 | 0-2-4

Measure 2: 4-3 | 0-0 | 1-2 | 2-0-2-3 | 0-0 | 4-3 | 3-3

Measure 3: 2-4 | 0-0 | 1-2 | 2-0-2-3 | 2-0 | 4-3 | 3-3

Measure 4: 2-4 | 0-0 | 1-2 | 2-0-2-3 | 2-0 | 4-3 | 3-3

Measure 5: 2-4 | 0-0 | 1-2 | 2-0-2-3 | 2-0 | 4-3 | 3-3

Measure 6: 2-4 | 0-0 | 1-2 | 2-0-2-3 | 2-0 | 4-3 | 3-3

Measure 7: 2-4 | 0-0 | 1-2 | 2-0-2-3 | 2-0 | 4-3 | 3-3

8

Measure 8: 0-2-4 | 5-4-2-0 | 0-0-0-2 | 4-2-0 | 0-2-4 | 4-5

Measure 9: 4-4 | 4-4 | 4-4 | 4-2-0 | 4-4 | 0-2

Measure 10: 4-1 | 4-4 | 4-4 | 4-2-0 | 4-4 | 0-2

Measure 11: 4-4 | 4-4 | 4-4 | 4-2-0 | 4-4 | 0-2

Measure 12: 4-4 | 4-4 | 4-4 | 4-2-0 | 4-4 | 0-2

Measure 13: 4-4 | 4-4 | 4-4 | 4-2-0 | 4-4 | 0-2

13

Measure 13: 4-2-2 | 2-5 | 4-2-1 | 2-1-2-4 | 0-0-2 | 2-2-0 | 0-3-2-0-2-3

Measure 14: 2-2 | 0-4 | 4-2-1 | 2-1-2-4 | 0-0-2 | 2-2-0 | 0-3-2-0-2-3

Measure 15: 2-2 | 0-4 | 4-2-1 | 2-1-2-4 | 0-0-2 | 2-2-0 | 0-3-2-0-2-3

Measure 16: 2-2 | 0-4 | 4-2-1 | 2-1-2-4 | 0-0-2 | 2-2-0 | 0-3-2-0-2-3

Measure 17: 2-2 | 0-4 | 4-2-1 | 2-1-2-4 | 0-0-2 | 2-2-0 | 0-3-2-0-2-3

Measure 18: 2-2 | 0-4 | 4-2-1 | 2-1-2-4 | 0-0-2 | 2-2-0 | 0-3-2-0-2-3

19




Measure 19: 2-0-0 | 2-3-2 | 0-3 | 0-3 | 1-2

Measure 20: 2-0-0 | 2-3-2 | 0-3 | 0-3 | 1-2

Measure 21: 2-0-0 | 2-3-2 | 0-3 | 0-3 | 1-2

# CXCVI

08.05.2020



# CXCVI

08.05.2020

0 2 4 2 0 0 2 4 2 4 2 0 4 2 0 2 4 0 2 0 2 4 0 2 4 5

**T** 4 0 2 4 2 4 2 0 2 4 0 2 4 5

**A** 0 0 1 3

**B** 2 2 2 2 1 0

8 III 7 5 3 5 3 2 0 0 4 5 7 5 2 4 2 0 0 0 2

**T** 3 3 7 3 0 2 4 7 5 5 3 4 2 0 2 4

**A** 5 3 3 3 0 2 4 7 5 5 3 4 2 0 2 4

**B** 3 5 0 3 0 2 0 0 2 0 4 0 0 2

15

0 4 2 0

**T** 0 4 2 0

**A** 0 4 2 0

**B** 0 4 2 0

# CXCVII

09.05.2020

The musical score for CXCVII consists of six staves of music, all in G major (one sharp) and 3=G 8 time signature. The notation includes treble clefs, key signatures, and various rhythmic values such as eighth and sixteenth notes, as well as rests. The score is divided into measures, with measure numbers 4, 10, 16, 21, and 26 indicated at the beginning of their respective staves. The final measure of the sixth staff is marked with a double bar line and a repeat sign, and is labeled H12.

# CXCVII

09.05.2020

2-2-2-0 0 0 0-2-3 2-2-2-0  
3-3 3-2-3 4-3-2-3-2-0 2-0-0 0-0-2-3 3-3  
3-4 1 3 3-4  
0 4 2 3 0

3=G

6

0 0 2-2 4-5-7 9-7-5 7-5 2-2-2 2 2  
3-2 2-3 3 7 7 5 3 3 3 3  
3 3 7 5 3 3-2 2 3  
4 1 0 0 0 0 4 4 0

15

0 0 1 0 0 0-2-3-2-3 2-0 0-2-3 2 0-2-0 0-2-3-2  
2 2 3 3 3 2-0 3 4 3 3 3  
2 2 3 3 3 3 3 3 3 3  
0 0 2 2 3 2 3 1 2 3

20

2-0-2 3-2-0 0 0-2 4-2-0 0 0 1 0 1 0 0  
2 2 3 3 3 3 3 3 3 3 3 3  
2 2 2 2 2 2 2 2 2 2 2 2  
1 2 4 2 0 0 0 0 0 0 0 0

H12

26

7 5 4 4 0 0 0 0 0 0 0  
5 5 0 0 0 0 0 0 0 0 0  
5 5 0 0 0 0 0 0 0 0 0  
0 2 3 3 3 3 2 3

# CXCVIII

10.05.2020

3=G

The first system of music consists of a single staff in treble clef with a key signature of one sharp (F#) and a time signature of 3/8. The piece begins with a treble clef and a common time signature 'C' with a small '8' below it. The melody is composed of eighth and sixteenth notes, with a steady eighth-note bass line. The system contains 8 measures.

8

The second system of music continues the piece from measure 8. It features the same melodic and bass line patterns as the first system. The system contains 8 measures.

16

The third system of music concludes the piece starting at measure 16. It includes a double bar line and repeat signs at the end. The system contains 5 measures.



# CXCVIII

10.05.2020

3=G

0 1 0 3-1 3 0-1-3 1-3 0-1 0-1-3 0 0 1-1 0 0-0  
1-3 3-1 3 1-3 0-1-3 1-1 0-0  
3-0-2 3 2 0 3 3 2  
3 3 2

8


0 1-1 3-1-0 1-0-0 0-0-1 3-1-0 0-1-3 1-3 0-1  
2 3 1 2 3 2 0  
0 3 3 0 2 2 0

15

1-0 3 0 3-0 1 3-1-0 0 0 0 0 3-1-0 3-0 0  
0 0 0 0 0 0 0 0 0  
0 2 3 0 2 3

# CXCIX

13.05.2020



# CXCIX

13.05.2020

2 0-3 2 0-3 2 2-0 0 2-0-2-5-3-2 2-0

**T** 3-2 3-2-2-3 3 2-3 0 2

**A** 0 0 0 5 3 0

**B** 2 1 2 1 0 0 4

Diagram showing fret positions for strings T, A, and B across five measures.

6

0-3-2-0 2 0 0-3-2 2 0-3 2

**T** 3-2 3-2-3-2 0 0-2-3 3-2 3

**A** 0 0 0 1 0 0


**B** 2-1 2-1-2 0-2 2-1 2

Diagram showing fret positions for strings T, A, and B across six measures.

CC

"Snøflor over kirsebærtrærne mellom oss"

13.05.2020



# CC

## "Snøflor over kirsebærtrærne mellom oss"

13.05.2020



The first system of guitar tablature consists of six measures. The top staff (treble clef) contains the following fret numbers: 5-4, 5-7-5-4, 4-2-0, 2-0, 2-0, 2-0. The middle staff (bass clef) contains: 0, 2, 0, 0, 3-2-3-2, 0, 3-2-3-2-0-0, 0. The bottom staff contains: 0, 2, 2, 2, 3. Below the tablature are diagrams of the strings being played in each measure, showing the fretted notes and any barres.

7

The second system of guitar tablature consists of three measures. The top staff (treble clef) contains: 0, 0-2-3-2-0, 0-3-2-0-2, 0-7. The middle staff (bass clef) contains: 0, 0, 0, 2-0, 0. The bottom staff contains: 7-3-5-2, 7. The final measure has a fermata over the 7th fret on the top staff. Below the tablature are diagrams of the strings being played in each measure, showing the fretted notes and any barres.

# CCI

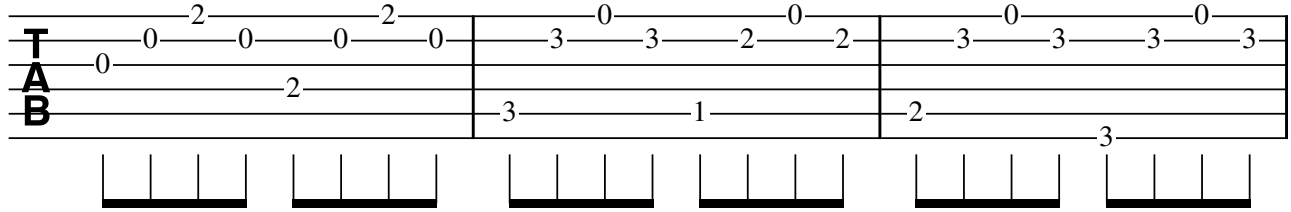
14.05.2020



# CCI

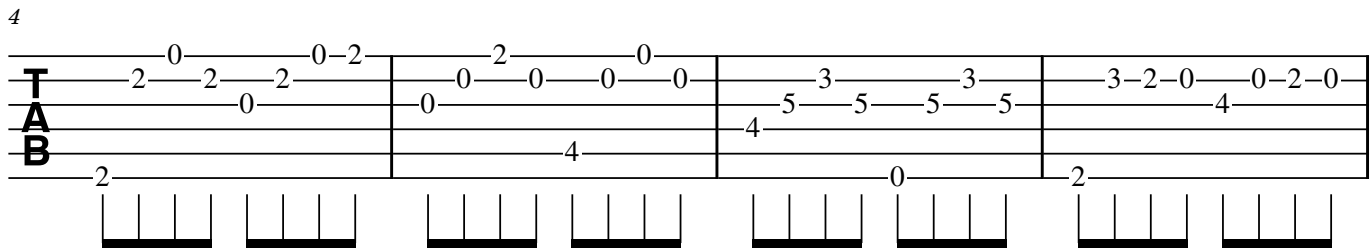
14.05.2020

4



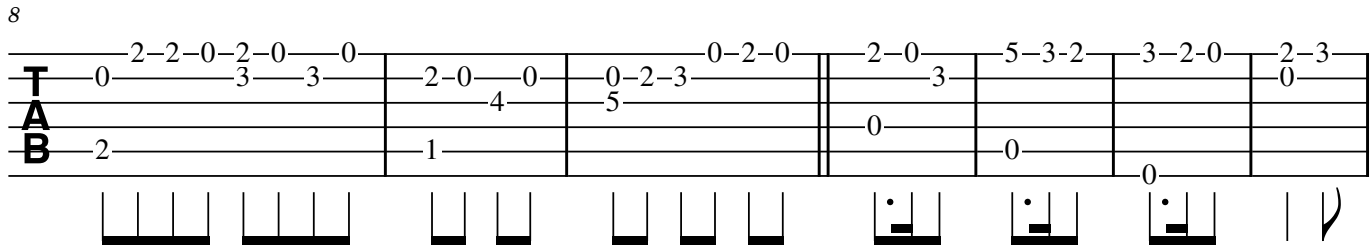
System 1: Three staves (TAB, A, B). TAB: 0-2-0-0-2-0 | 3-0-3-2-2 | 3-0-3-3-0-3. A: 0 | 2 | 3-1 | 2-3. B: 2 | 3-1 | 2-3. Includes fretboard diagrams for each measure.

8



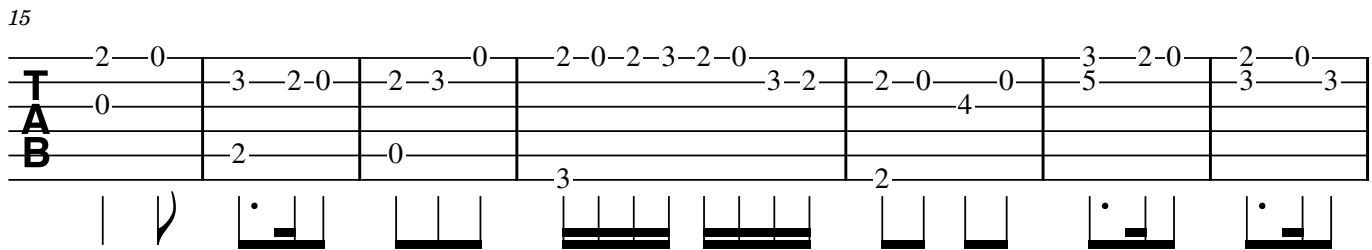
System 2: Three staves (TAB, A, B). TAB: 2-2-2-0-2 | 0-2-0-0-0 | 3-3-3-3-3-3 | 3-2-0-0-2-0. A: 0 | 0 | 4-5-5-5-5 | 4. B: 2 | 4 | 0 | 2. Includes fretboard diagrams for each measure.

15



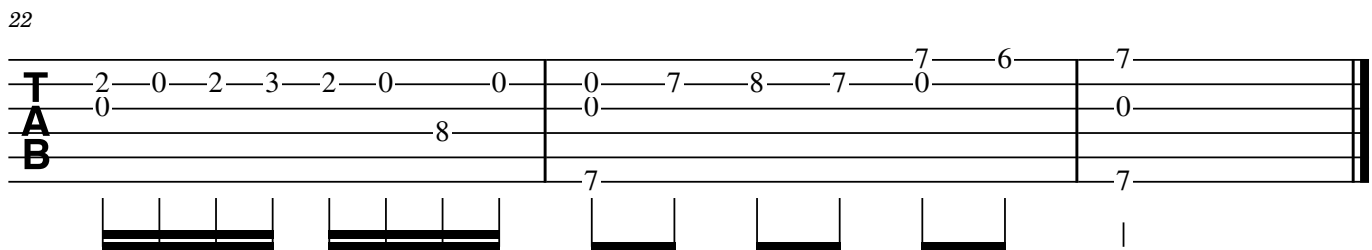
System 3: Three staves (TAB, A, B). TAB: 2-2-0-2-0-0 | 2-0-0-0-2-3 | 2-0-2-0-2-0 | 2-0-3-5-3-2 | 3-2-0-2-3 | 0-3. A: 3 | 4-5 | 3 | 0 | 0 | 0. B: 2 | 1 | 0 | 0 | 0. Includes fretboard diagrams for each measure.

22



System 4: Three staves (TAB, A, B). TAB: 2-0-3-2-0-0 | 0-7-8-7-0-6 | 3-2-0-2-0-3. A: 0 | 0 | 3-2 | 2-0-0 | 5-2-0 | 3-0-3. B: 2 | 0 | 3 | 2 | 0 | 3. Includes fretboard diagrams for each measure.

28


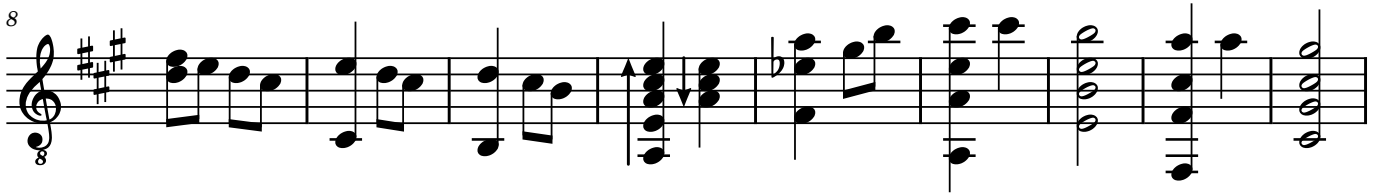


System 5: Three staves (TAB, A, B). TAB: 2-0-2-3-2-0-0 | 0-7-8-7-0-6 | 7-7-7-7-7-7. A: 0 | 0 | 8 | 7 | 7 | 7. B: 2 | 0 | 8 | 7 | 7 | 7. Includes fretboard diagrams for each measure.

# CCII

## Snøflor over kirsebærtrærne II

14.05.2020





# CCII

## Snøflor over kirsebærtrærne II

14.05.2020

0-0 5-4-2 0 0-2 3-2-0 0 4 5-4-5-7 4-2-4-5 2-0

**T** 2 4 0 0 3 7 5 4 4 3 3-2

**A** 3 3 0

**B** 2 4 0 2 0 2

0

9

0 3-2 3-2-0 0 0 5-4-7 9-9 7 5-5 4 2-2 0 3-2-3

**T** 2 2 4 5 5 2 2 2 3 3

**A** 3 3 4 7 5 4 2 0

**B** 4 2 0 4 7 2 4 4

V II

19

3-2-0-2 0

**T** 2 3

**A** 2 3

**B** 2 0

# CCIII

15.05.2020

3=G

8

15

22

# CCIII

15.05.2020

3=G

TAB notation for measures 1-8. The notation is as follows:

|       |       |        |     |   |     |       |       |
|-------|-------|--------|-----|---|-----|-------|-------|
| 0     | 4-8-7 | 10-8-7 | 8-7 | 0 | 2-2 | 2-0-0 | 0     |
| 0     |       |        |     |   | 3   | 3-3   | 3-2-0 |
| 4-5-4 |       |        |     | 0 | 3   | 2     | 3-3   |
| 0     |       | 9      | 7   | 0 |     | 2     | 2     |

3=G

Plectrum diagram for measures 1-8. The diagram shows the following fret positions:

|   |   |   |   |    |   |   |   |   |   |   |   |   |   |   |   |   |   |   |   |   |   |   |   |   |   |
|---|---|---|---|----|---|---|---|---|---|---|---|---|---|---|---|---|---|---|---|---|---|---|---|---|---|
| 0 | 4 | 8 | 7 | 10 | 8 | 7 | 8 | 7 | 0 | 2 | 2 | 2 | 0 | 0 | 0 | 3 | 3 | 3 | 3 | 2 | 0 | 0 | 2 | 3 | 3 |
|---|---|---|---|----|---|---|---|---|---|---|---|---|---|---|---|---|---|---|---|---|---|---|---|---|---|

9

TAB notation for measures 9-17. The notation is as follows:

|       |     |       |     |   |       |       |     |     |
|-------|-----|-------|-----|---|-------|-------|-----|-----|
| 0     | 2-2 | 5     | 1-0 | 1 | 0     | 0     | 0   |     |
| 0-2-3 | 3   | 7-8-7 | 3-3 | 3 | 3     | 4-8-7 | 7-3 |     |
| 4     | 3   | 6     | 3   | 2 | 0     | 0     | 3-2 |     |
| 0     | 0   | 0     | 0   | 0 | 4-5-4 | 0     | 5   | 2-1 |

Plectrum diagram for measures 9-17. The diagram shows the following fret positions:

|   |   |   |   |   |   |   |   |   |   |   |   |   |   |   |   |   |   |   |   |   |   |   |   |   |
|---|---|---|---|---|---|---|---|---|---|---|---|---|---|---|---|---|---|---|---|---|---|---|---|---|
| 0 | 2 | 2 | 5 | 1 | 0 | 1 | 0 | 0 | 0 | 4 | 8 | 7 | 7 | 3 | 3 | 2 | 0 | 4 | 5 | 4 | 0 | 5 | 2 | 1 |
|---|---|---|---|---|---|---|---|---|---|---|---|---|---|---|---|---|---|---|---|---|---|---|---|---|

18

TAB notation for measures 18-25. The notation is as follows:

|       |       |   |     |       |       |         |       |       |
|-------|-------|---|-----|-------|-------|---------|-------|-------|
| 3-2-0 | 2-2-0 | 0 | 0-2 | 3-8-7 | 8-7-5 | 7-5-7-8 | 10-12 | 3-2-0 |
| 0     | 3     |   | 2   |       |       | 0       |       |       |
| 0     | 3     |   |     |       |       |         | 9-10  | 2     |
| 3     | 0     | 4 | 2-7 | 7     |       |         |       | 0     |

Plectrum diagram for measures 18-25. The diagram shows the following fret positions:

|   |   |   |   |   |   |   |   |   |   |   |   |   |   |   |   |   |   |   |    |    |   |   |   |
|---|---|---|---|---|---|---|---|---|---|---|---|---|---|---|---|---|---|---|----|----|---|---|---|
| 3 | 2 | 0 | 2 | 2 | 0 | 0 | 0 | 2 | 3 | 8 | 7 | 8 | 7 | 5 | 7 | 5 | 7 | 8 | 10 | 12 | 3 | 2 | 0 |
|---|---|---|---|---|---|---|---|---|---|---|---|---|---|---|---|---|---|---|----|----|---|---|---|

26

TAB notation for measures 26-28. The notation is as follows:

|   |   |   |   |   |   |   |
|---|---|---|---|---|---|---|
| 2 | 0 | 0 | 4 | 0 | 0 | 4 |
|   |   | 4 |   |   |   | 0 |
| 2 |   |   |   |   |   |   |
|   |   |   |   | 0 |   |   |

Plectrum diagram for measures 26-28. The diagram shows the following fret positions:

|   |   |   |   |   |   |   |
|---|---|---|---|---|---|---|
| 2 | 0 | 0 | 4 | 0 | 0 | 4 |
|---|---|---|---|---|---|---|

# CCIV

15.05.2020

6=D 8

The first system of musical notation consists of a single staff in treble clef with a key signature of two sharps (F# and C#). The music begins with a treble clef, a sharp sign, and the number '8' below the staff. The notation includes a series of chords and melodic lines, with some notes beamed together. The system concludes with a double bar line.

7

The second system of musical notation continues on a single staff in treble clef with a key signature of two sharps. It starts with a sharp sign and the number '8' below the staff. The notation features a mix of chords and melodic fragments, ending with a double bar line.

# CCIV

15.05.2020

6=D

|         |       |       |         |     |     |     |   |
|---------|-------|-------|---------|-----|-----|-----|---|
| 1-0     | 0-1-3 | 0-3-2 | 3-3-1-0 | 3-1 | 3-2 | 3-0 | 2 |
| 1-3-3-3 | 1     | 1     | 1       | 3-1 | 3-1 | 1   | 2 |
| 0       | 0     | 1     | 2       |     |     |     |   |
| 2       | 2     |       |         |     |     |     |   |

Diagram showing fretted notes for measure 6:

- Bar 1: 2nd fret (E), 3rd fret (F), 3rd fret (G), 3rd fret (A)
- Bar 2: 2nd fret (E), 2nd fret (F)
- Bar 3: 2nd fret (E), 3rd fret (F), 2nd fret (G)
- Bar 4: 3rd fret (G), 3rd fret (A), 1st fret (F)
- Bar 5: 3rd fret (G), 1st fret (F)
- Bar 6: 3rd fret (G), 2nd fret (F)
- Bar 7: 3rd fret (G), open (D)
- Bar 8: 3rd fret (G), 2nd fret (F)

7

|     |     |     |     |     |       |   |   |
|-----|-----|-----|-----|-----|-------|---|---|
| 2-0 | 0-0 | 3-0 | 2-0 | 2-2 | 5-0   | 2 | 2 |
| 3   | 2   | 3-0 | 2-3 | 3   | 7-8-7 | 3 | 3 |
| 3   | 3   | 1   | 1   | 3   | 7     | 3 | 3 |
| 0   | 4   | 2   | 0   | 0   | 0     | 0 | 0 |

Diagram showing fretted notes for measure 7:

- Bar 1: 2nd fret (E), open (D), 3rd fret (G), 3rd fret (A)
- Bar 2: 2nd fret (E), open (D), 3rd fret (G), 1st fret (F)
- Bar 3: 3rd fret (G), open (D), 2nd fret (F), 2nd fret (G)
- Bar 4: 3rd fret (G), 7th fret (B), 8th fret (C), 7th fret (B)
- Bar 5: 3rd fret (G), 3rd fret (A), 3rd fret (A)
- Bar 6: 3rd fret (G), open (D)
- Bar 7: 3rd fret (G), open (D)
- Bar 8: 3rd fret (G), open (D)

# CCV

16.05.2020

3=G 8

8

15

21

27



# CCVI

"Champagnefrokost"

17.05.2020

3=G 8

9

16

22

26



# CCVI

## "Champagnefrokost"

17.05.2020

3=G

Measures 1-8 of the guitar tablature. The top staff (TAB) contains fret numbers: 0-1, 1-0, 3-1-0, 0, 3-1, 3, 0-1, 3, 1-0, 1-0, 3, 1-0. The middle staff (TAB) contains: 0, 2, 0, 0, 2, 0, 0, 3, 3. The bottom staff (TAB) contains: 3, 0, 2, 3, 0, 0, 0, 0. Below the staves are rhythmic symbols: a dotted quarter note, a quarter note, and a quarter note.

9

Measures 9-15 of the guitar tablature. The top staff (TAB) contains fret numbers: 0, 3-1-0-1-3, 0, 3-1, 1-0-1-3, 0, 1-0, 0, 1-3-1, 0-1-3, 1-0-1-3, 0-1. The middle staff (TAB) contains: 3, 2, 0, 0, 0, 3, 0. The bottom staff (TAB) contains: 3, 0, 0, 0, 0, 0, 0. Below the staves are rhythmic symbols: a dotted quarter note, a quarter note, and a quarter note.

16

Measures 16-21 of the guitar tablature. The top staff (TAB) contains fret numbers: 3-1-0, 3-1-0, 1-0, 0, 3-1, 0-1-3, 1-0-1-3, 0-1, 1-0, 0. The middle staff (TAB) contains: 0, 2, 0, 3, 3, 0, 0. The bottom staff (TAB) contains: 0, 0, 0, 0, 0, 0, 0. Below the staves are rhythmic symbols: a dotted quarter note, a quarter note, and a quarter note.

22

Measures 22-24 of the guitar tablature. The top staff (TAB) contains fret numbers: 0-0-0, 1-1-1, 0-0-0, 0-0-0, 0-0-0. The middle staff (TAB) contains: 1, 0-0-0, 2-2-2, 3, 2, 0. The bottom staff (TAB) contains: 0, 0, 0, 0, 0, 0. Below the staves are rhythmic symbols: a dotted quarter note, a quarter note, and a quarter note.

25

Measures 25-26 of the guitar tablature. The top staff (TAB) contains fret numbers: 0-0-0, 0-0-0, 0-0-0, 0, 1, 0. The middle staff (TAB) contains: 2, 0, 1, 0, 2, 3. The bottom staff (TAB) contains: 0, 0, 0, 0, 0, 0. Below the staves are rhythmic symbols: a dotted quarter note, a quarter note, and a quarter note.

# CCVII

19.05.2020

Musical staff 1: Treble clef, key signature of one sharp (F#), 3/4 time signature. The staff contains a sequence of eighth and quarter notes with various accidentals.

5

Musical staff 2: Treble clef, key signature of one sharp (F#). The staff contains a sequence of eighth and quarter notes with various accidentals.

10

Musical staff 3: Treble clef, key signature of one sharp (F#). The staff contains a sequence of eighth and quarter notes with various accidentals.

15

Musical staff 4: Treble clef, key signature of one sharp (F#). The staff contains a sequence of eighth and quarter notes with various accidentals, ending with a double bar line and a 3/4 time signature.

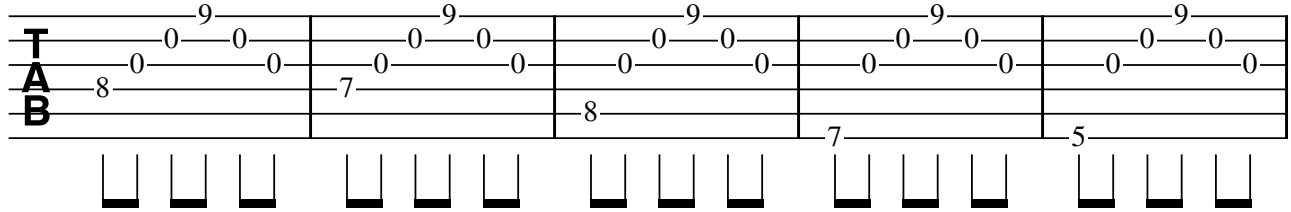
21

Musical staff 5: Treble clef, key signature of one sharp (F#). The staff contains a sequence of eighth and quarter notes with various accidentals, ending with a double bar line and a 6/4 time signature.

# CCVII

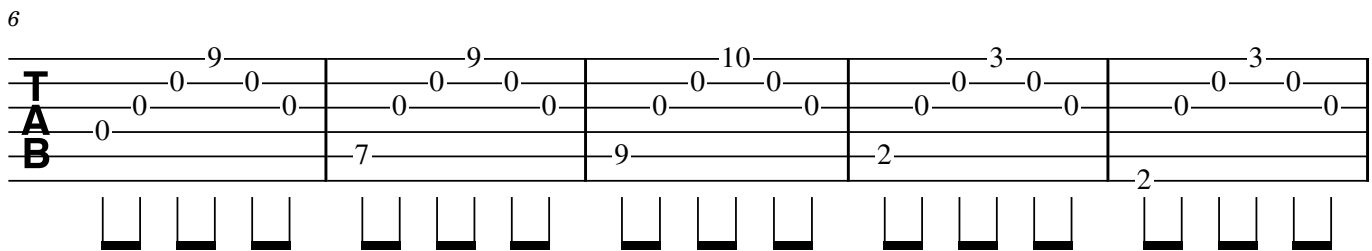
19.05.2020

6



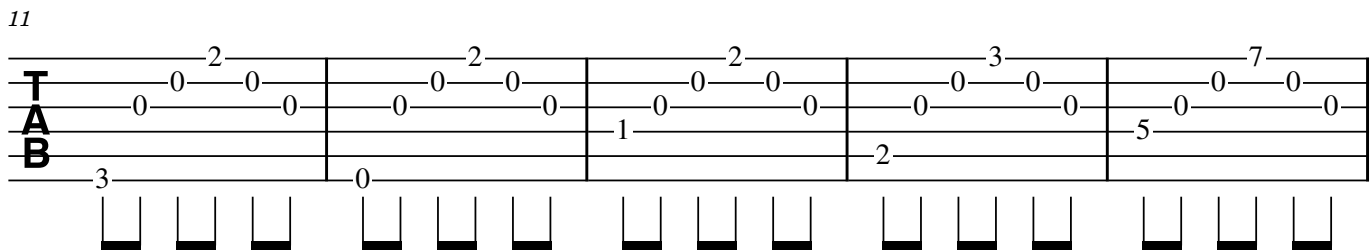
System 1: Five measures of guitar tablature. The top staff (TAB) contains notes 0, 0, 9, 0, 0, 0, 9, 0, 0, 0, 9, 0, 0, 0, 9, 0, 0, 0, 9, 0, 0, 0. The bottom staff (TAB) contains notes 8, 0, 0, 0, 7, 0, 0, 0, 8, 0, 0, 0, 7, 0, 0, 0, 5, 0, 0, 0. Fingering numbers 9, 8, 7, 8, 5 are placed above the notes. Below the staff are 15 fret diagrams.

6



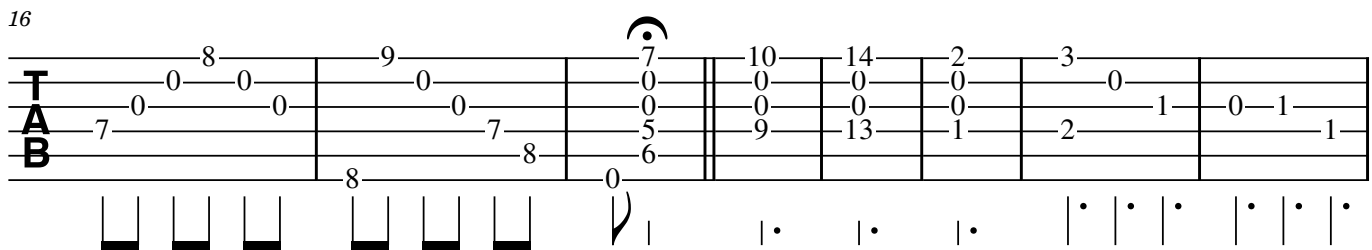
System 2: Five measures of guitar tablature. The top staff (TAB) contains notes 0, 0, 9, 0, 0, 0, 9, 0, 0, 0, 10, 0, 0, 0, 3, 0, 0, 0, 3, 0, 0, 0. The bottom staff (TAB) contains notes 0, 0, 0, 0, 7, 0, 0, 0, 9, 0, 0, 0, 2, 0, 0, 0, 2, 0, 0, 0. Fingering numbers 9, 10, 3, 3 are placed above the notes. Below the staff are 15 fret diagrams.

11




System 3: Five measures of guitar tablature. The top staff (TAB) contains notes 0, 0, 2, 0, 0, 0, 2, 0, 0, 0, 2, 0, 0, 0, 3, 0, 0, 0, 7, 0, 0, 0. The bottom staff (TAB) contains notes 0, 0, 0, 0, 1, 0, 0, 0, 2, 0, 0, 0, 5, 0, 0, 0, 0, 0, 0. Fingering numbers 2, 2, 3, 7 are placed above the notes. Below the staff are 15 fret diagrams.

16



System 4: Seven measures of guitar tablature. The top staff (TAB) contains notes 0, 0, 8, 0, 0, 0, 9, 0, 0, 0, 7, 0, 0, 0, 10, 0, 0, 0, 14, 0, 0, 0, 2, 0, 0, 3, 0, 0, 1, 0, 1, 1. The bottom staff (TAB) contains notes 7, 0, 0, 0, 7, 0, 0, 0, 5, 0, 0, 0, 1, 0, 0, 0, 1, 0, 0, 0, 1, 0, 0, 0, 1, 0, 0, 1, 0, 1, 1. Fingering numbers 8, 9, 7, 10, 14, 2, 3 are placed above the notes. A circled 7 is above the 7th measure. Below the staff are 15 fret diagrams.


24



System 5: A single measure of guitar tablature. The top staff (TAB) contains notes 0, 0, 0, 0, 0, 0. The bottom staff (TAB) contains notes 0, 0, 0, 0, 0, 0. Below the staff are 6 fret diagrams.

# CCVIII

19.05.2020



# CCVIII

19.05.2020

**T**  
**A**  
**B**

3 3 2 0 2 2 2 3 3 2 3 8 7 5 0 3 0  
1 1 2 1 2 1 2 7 5 5 4 5 2 1  
0 0

5

**T**  
**A**  
**B**

2 0 2 2 3 0 0 2 4 0 4 0 0 1 1 2  
1 1 2 1 2 3 2 2 0 1 2  
3 2 0

# CCIX

20.05.2020

Musical notation for the first system of 'CCIX'. The notation is written on a single staff in treble clef with a key signature of one flat (B-flat). The melody consists of eighth and quarter notes. The bass line is indicated by a vertical line with a clef and notes below the staff. Fingering is indicated by the numbers 3 and 6. The text '3=G' and '6=D' is written to the left of the staff.

Musical notation for the second system of 'CCIX', starting at measure 9. The notation is written on a single staff in treble clef with a key signature of one flat (B-flat). The melody continues with eighth and quarter notes. The bass line is indicated by a vertical line with a clef and notes below the staff. The system concludes with a double bar line and a final chord.

# CCIX

20.05.2020

**T** 1-1-0 | 3-0-1 | 6-0 | 1-3 | 3-0-1 | 0-2-3-2 | 5-5 | 3-1-0-1

**A** 0 | 0 | 0 | 2 | 3 | 3 | 3 | 3

**B** 0 | 1 | 0 | 0 | 0 | 0 | 0 | 0

3=G  
6=D

9

**T** 0-2-3-3-2 | 5-5 | 3-1-0-1 | 0-2-3 | 1-3

**A** 2-3-3-2 | 3-3 | 3-3 | 3-0 | 0-2

**B** 0 | 0 | 0 | 4-0 | 0-0

# CCX

25.05.2020

**T**  
**A**  
**B**

3=G

9

**T**  
**A**  
**B**

H5



# CCX

25.05.2020

3=G 8

The first system of music consists of a single staff in treble clef with a key signature of one sharp (F#). The time signature is 3/8. The notation includes a series of eighth notes and chords, with some notes beamed together. The piece concludes with a double bar line.

9

The second system of music continues on a single staff in treble clef with a key signature of one sharp (F#). The time signature is 3/8. It begins with a measure containing a whole note chord. The notation includes eighth notes and chords. The system ends with a double bar line. Above the staff, there is a vertical line with tick marks and the label 'H5'. Below the staff, there is a bass clef with a whole note chord.

# CCXI

26.05.2020

3=G  
8

The first system of music is written on a single staff in treble clef. The key signature consists of four sharps (F#, C#, G#, D#). The time signature is 3/8. The music begins with a G4 note, followed by a series of eighth notes: A4, B4, C5, B4, A4, G4, F#4, E4, D4, C4. The piece concludes with a final G4 note.

5

The second system of music continues on the same staff and key signature. It starts with a G4 note, followed by eighth notes: A4, B4, C5, B4, A4, G4, F#4, E4, D4, C4. The piece concludes with a final G4 note.

9

The third system of music continues on the same staff and key signature. It starts with a G4 note, followed by eighth notes: A4, B4, C5, B4, A4, G4, F#4, E4, D4, C4. The piece concludes with a final G4 note.

# CCXI

26.05.2020

**T**  
**A**  
**B**

3=G

6

**T**  
**A**  
**B**

6

# CCXII

26.05.2020

The first system of musical notation consists of a single staff in treble clef with a key signature of three sharps (F#, C#, G#). The time signature is 3/8. The notation begins with a bass line of three notes (G, B, D) marked with an '8' below the staff. The melody starts with a quarter note G, followed by a quarter note B, and a quarter note D. The second measure contains a triplet of eighth notes (G, B, D) marked with a '3' below. The third measure contains a quarter note G, followed by a quarter note B, and a quarter note D. The fourth measure contains a quarter note G, followed by a quarter note B, and a quarter note D. The fifth measure contains a quarter note G, followed by a quarter note B, and a quarter note D. The sixth measure contains a quarter note G, followed by a quarter note B, and a quarter note D. The seventh measure contains a quarter note G, followed by a quarter note B, and a quarter note D. The eighth measure contains a quarter note G, followed by a quarter note B, and a quarter note D. The system ends with a double bar line.

The second system of musical notation consists of a single staff in treble clef with a key signature of three sharps (F#, C#, G#). The time signature is 3/8. The notation begins with a bass line of three notes (G, B, D) marked with an '8' below the staff. The melody starts with a quarter note G, followed by a quarter note B, and a quarter note D. The second measure contains a triplet of eighth notes (G, B, D) marked with a '3' below. The third measure contains a quarter note G, followed by a quarter note B, and a quarter note D. The fourth measure contains a quarter note G, followed by a quarter note B, and a quarter note D. The fifth measure contains a quarter note G, followed by a quarter note B, and a quarter note D. The sixth measure contains a quarter note G, followed by a quarter note B, and a quarter note D. The seventh measure contains a quarter note G, followed by a quarter note B, and a quarter note D. The eighth measure contains a quarter note G, followed by a quarter note B, and a quarter note D. The system ends with a double bar line.

# CCXII

26.05.2020

**T  
A  
B**

3=G

3

8

**T  
A  
B**

3

# Tristans Harpe

for renessanselutt eller gitar solo

2015-2022

**Bok VI**

Simen Kjærdsdalen

**Copyright Simen Kjærdsalen 2023**

**ISMN:** 979-0-9005156-5-5

## Garantert menneskelig kunst

Komposisjonene i *Tristans Harpe* er menneskeskapt. Dataverktøy er ikke brukt under noe stadium av tilblivelsesprosessen.



2016



## **Grunnstemming**

1 E (Diskant)

2 H

3 F#

4 D

5 A

6 E (Bass)

Avvik fra dette vil markeres.

# Tristans Harpe

Bok VI

# I

20.05.2020

Musical staff 1, measures 1-6. Treble clef, key signature of two sharps (F# and C#), 8/8 time signature. The staff contains a melodic line with eighth and sixteenth notes and a bass line with eighth notes. A fermata is placed over the final note of the first line.

Musical staff 2, measures 7-11. Treble clef, key signature of two sharps, 8/8 time signature. Continuation of the melodic and bass lines from the previous staff.

Musical staff 3, measures 12-16. Treble clef, key signature of two sharps, 8/8 time signature. Continuation of the melodic and bass lines. A fermata is placed over the final note of the first line.

Musical staff 4, measures 17-20. Treble clef, key signature of two sharps, 8/8 time signature. Continuation of the melodic and bass lines.

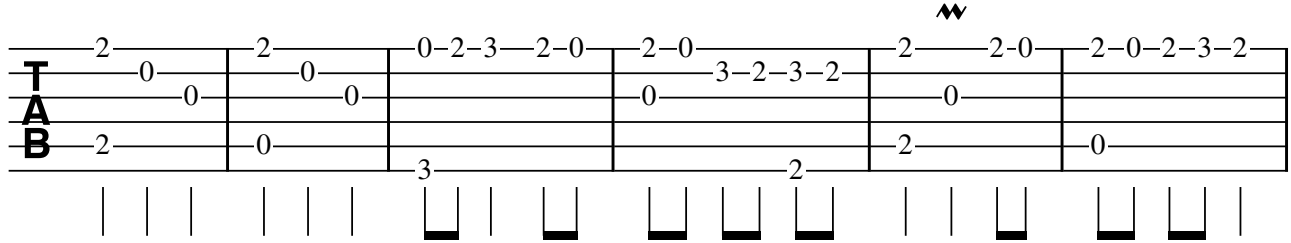
Musical staff 5, measures 21-24. Treble clef, key signature of two sharps, 8/8 time signature. Continuation of the melodic and bass lines. A key signature change to one sharp (F#) occurs at the beginning of the second line.

Musical staff 6, measures 25-28. Treble clef, key signature of one sharp, 8/8 time signature. Continuation of the melodic and bass lines. The piece concludes with a double bar line and repeat dots.

# I

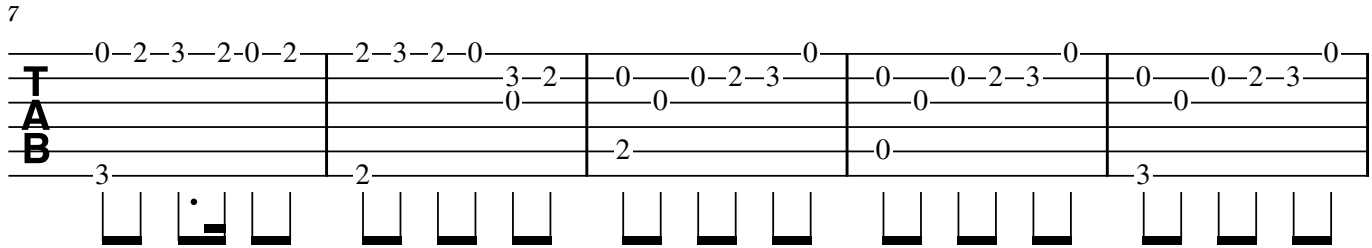
20.05.2020

7



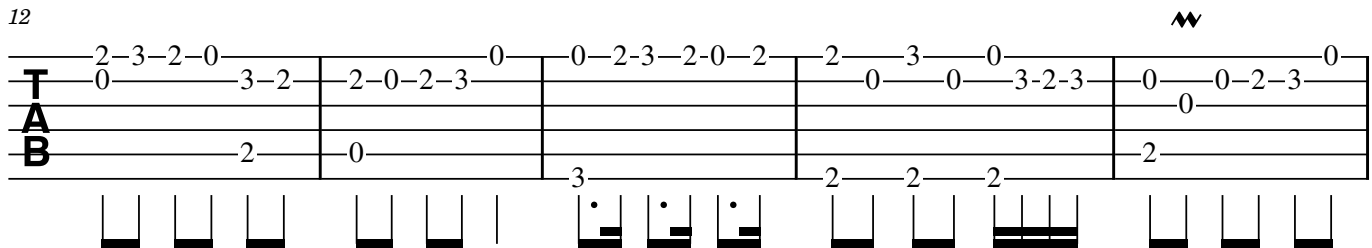
System 1: Measures 1-6. The top staff contains fret numbers: 2-0, 2-0, 0-2-3-2-0, 2-0, 3-2-3-2, 2-2-0, 2-0-2-3-2. The bottom staff contains fret numbers: 2-0, 3-2, 2-0. A wavy line above the top staff in the 5th measure indicates a vibrato effect.

7



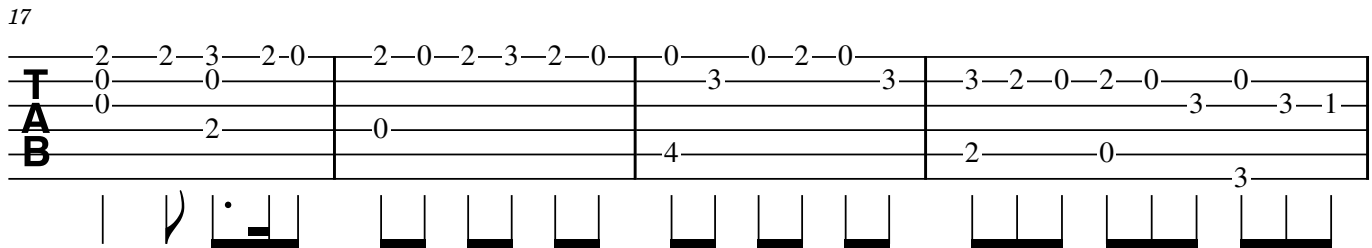
System 2: Measures 7-11. The top staff contains fret numbers: 0-2-3-2-0-2, 2-3-2-0, 3-2, 0-0-2-3, 0-0-2-3, 0-0-2-3, 0-0-2-3. The bottom staff contains fret numbers: 3-2, 2-0, 2-0, 3-2. A wavy line above the top staff in the 11th measure indicates a vibrato effect.

12



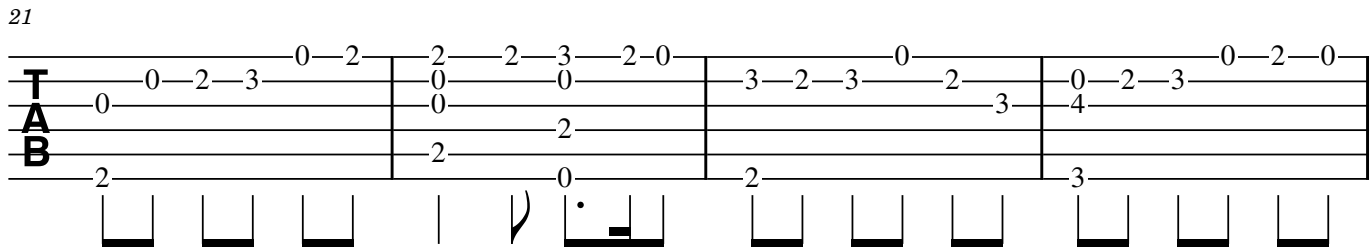
System 3: Measures 12-16. The top staff contains fret numbers: 2-3-2-0, 3-2, 2-0-2-3, 0-0-2-3-2-0-2, 2-0-3-0, 0-0-2-3, 0-0-2-3. The bottom staff contains fret numbers: 2-0, 3-2, 2-2-2, 2-0. A wavy line above the top staff in the 15th measure indicates a vibrato effect.

17



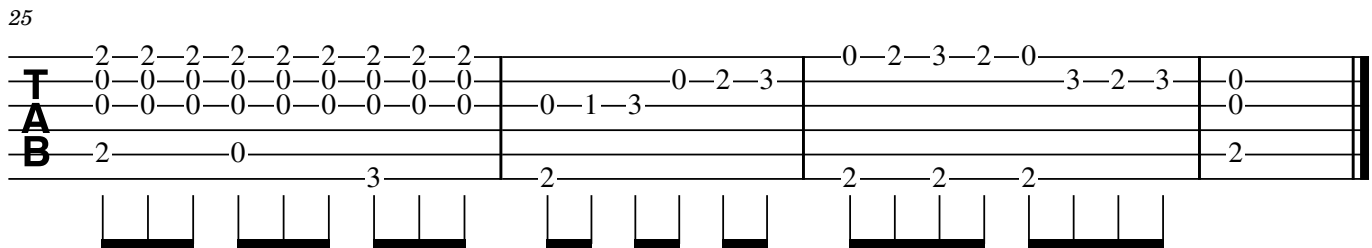
System 4: Measures 17-20. The top staff contains fret numbers: 2-2-3-2-0, 2-0-2-3-2-0, 0-3-0-2-0, 3-2-0-2-0-0, 3-3-1. The bottom staff contains fret numbers: 2-0, 4-2, 0-3. A wavy line above the top staff in the 19th measure indicates a vibrato effect.

21



System 5: Measures 21-24. The top staff contains fret numbers: 0-2-3, 0-2, 2-2-3-2-0, 3-2-3-2, 0-2-3, 0-2-0. The bottom staff contains fret numbers: 2-0, 2-3, 4-3. A wavy line above the top staff in the 23rd measure indicates a vibrato effect.

25



System 6: Measures 25-28. The top staff contains fret numbers: 2-2-2-2-2-2-2-2, 0-2-3, 0-2-3-2-0, 3-2-3, 0. The bottom staff contains fret numbers: 2-0, 3-2, 2-2-2, 2. A double bar line is at the end of the system.

# II

Kristi Himmelfartsdag 2020

8

Preludium

7

12

# II

Kristi Himmelfartsdag 2020

**T  
A  
B**

Preludium

8

**T  
A  
B**

2-0-0 0-7-5-3 2-0-0 0 5-3-2-3-2-0 2-0-0 0  
4 5-3 0-4 5 4 5-3-1-3-1-0  
2 2

14

**T  
A  
B**

2  
0  
0  
2

# III

Kristi Himmelfartsdag 2020

Aria

8

7

8

12

8

16

8

20

8

# III

Kristi Himmelfartsdag 2020

2

**T** 3-3 | 2-0-0 | 0-8-7 | 8-7-0 | 3-2-0 | 2-2-0 | 3-3-3-2

**A** 1- | 0-4 | 5- | | 0- | 2-3 | 3-3-3-2

**B** 2-2 | 2- | | 7- | 2- | 2- | 2-0

Aria

8

0-2-3-2 | 3-3-3-2 | 0-2-3-2-3 | 2-2-2-0 | 3-0-2-0

**T** 2- | 3- | 0-2-3-2-3 | 0- | 3-0-2-0

**A** 3- | 3- | 3- | 0- | 2-3-2-3 | 2- | 3-2-3-2-3 | 0- | 2-3-2-3

**B** 0- | 2-0- | 3-2- | 2-0- | 2-0- | 2-0- | 2-0-

13

2-2-2-0-2-3-2-3 | 2-0-2-3-2-0 | 0-3-2-3-2-0-2-0-3

**T** 0- | 0- | 3-2- | 0-3-2-3-2-0-2-0-3

**A** 0- | 0- | 3-2- | 3-2-3-2-0-2-0-3

**B** 2-3-0- | 0- | 4-2-0-

16

0-2-3-2-3 | 2-2-2-2-2-2-2-2 | 2-2-2-2-2-2-2-2 | 0-0-0-0-3-3-3-3

**T** 0- | 3- | 3- | 2-0-0-0-3-3-3-3

**A** 0- | 0- | 4- | 5-

**B** 3-2- | 0- | 4- | 5-

20

2-0-2-3 | 0-2-3-2 | 2-0-3-2-0 | 0-0-0-0-3-3-3-3

**T** 3- | 0- | 0- | 0-0-0-0-3-3-3-3

**A** 0- | 0- | 0- | 0-0-0-0-3-3-3-3

**B** 2- | 2- | 2-2-2- | 2-3-2-2-2-0-2



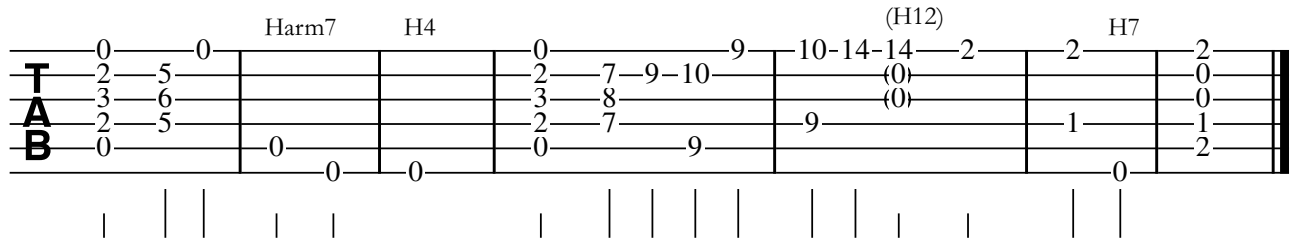
# IV

22.05.2020

Musical score for guitar, featuring a treble clef, a key signature of two sharps (F# and C#), and a 6/8 time signature. The score includes a melody line and a guitar accompaniment line. The accompaniment features various chords and textures, with specific chords labeled as Harm7, H4, H12, and H7. The piece concludes with a double bar line.

# IV

22.05.2020



Guitar tablature for IV, featuring three systems of chords: Harm7, H4, and H7. The tablature is written for a six-string guitar with strings labeled T (Top), A (Acoustic), and B (Bass) from top to bottom. The notes are as follows:

| System | Chord | String | Notes    |
|--------|-------|--------|----------|
| Harm7  | Harm7 | T      | 0        |
|        |       | A      | 2-5      |
|        |       | B      | 0        |
|        |       | T      | 0        |
|        |       | A      | 0        |
|        |       | B      | 0        |
| H4     | H4    | T      | 0        |
|        |       | A      | 7-9-10   |
|        |       | B      | 0        |
|        |       | T      | 0        |
|        |       | A      | 0        |
|        |       | B      | 0        |
| H7     | H7    | T      | 0        |
|        |       | A      | 2-7-9-10 |
|        |       | B      | 0        |
|        |       | T      | 0        |
|        |       | A      | 0        |
|        |       | B      | 0        |

The tablature includes a final double bar line at the end of the piece.

# V

23.05.2020

Musical notation for the first system, measures 1-7. The key signature is two sharps (F# and C#). The notation includes a treble clef, a common time signature, and a '8' below the staff. The melody consists of eighth and quarter notes, with some chords. A fermata is placed over the final measure.

Musical notation for the second system, measures 8-12. The key signature is two sharps (F# and C#). The notation includes a treble clef, a common time signature, and an '8' below the staff. The melody continues with eighth and quarter notes, featuring a trill in measure 10. A fermata is placed over the final measure.

Musical notation for the third system, measures 13-17. The key signature is two sharps (F# and C#). The notation includes a treble clef, a common time signature, and a '13' below the staff. The melody continues with eighth and quarter notes. A trill is marked in measure 17. A fermata is placed over the final measure.

# V

23.05.2020

II

Measure 5 of the guitar TAB. It consists of five measures. The first measure has fret numbers 3-3 on the top string, 0-0 on the second, 1-1 on the third, and 2 on the fourth. The second measure has 2-0 on the top, 3 on the second, and 5-3-2 on the third. The third measure has 0-0-0-0 on the top, 6-5-3 on the second, and 2 on the third. The fourth measure has 1-1 on the top, 3 on the second, 4 on the third, and 0 on the fourth. The fifth measure has 0-1-3 on the top, 3 on the second, 3 on the third, and 0 on the fourth. The sixth measure has 5 on the top, 4 on the second, 2 on the third, and 4 on the fourth. The seventh measure has 4-2 on the top, 2 on the second, 2 on the third, and 0 on the fourth. The eighth measure has 4-2 on the top, 2 on the second, 2 on the third, and 0 on the fourth. The ninth measure has 4-2 on the top, 2 on the second, 2 on the third, and 0 on the fourth. The tenth measure has 4-2 on the top, 2 on the second, 2 on the third, and 0 on the fourth. The TAB is labeled 'TAB' vertically on the left. There are vertical bar lines between measures and a double bar line at the end. There are also some horizontal lines below the strings indicating fret positions.

9

III V VII


Measure 9 of the guitar TAB. It consists of five measures. The first measure has 2-0 on the top, 3-3 on the second, 3 on the third, and 0 on the fourth. The second measure has 2-0 on the top, 3 on the second, 3 on the third, and 0 on the fourth. The third measure has 0-2-3-5 on the top, 0-2-3 on the second, 3 on the third, and 0 on the fourth. The fourth measure has 7-9-10-9-7 on the top, 3-5-7 on the second, 7 on the third, and 0 on the fourth. The fifth measure has 9-3-2-0 on the top, 7-0 on the second, 7 on the third, and 0 on the fourth. The sixth measure has 3-3-2 on the top, 0-0 on the second, 1-1 on the third, and 0 on the fourth. The seventh measure has 0-2 on the top, 2 on the second, 2 on the third, and 2 on the fourth. The eighth measure has 0-2 on the top, 2 on the second, 2 on the third, and 2 on the fourth. The ninth measure has 0-2 on the top, 2 on the second, 2 on the third, and 2 on the fourth. The tenth measure has 0-2 on the top, 2 on the second, 2 on the third, and 2 on the fourth. The TAB is labeled 'TAB' vertically on the left. There are vertical bar lines between measures and a double bar line at the end. There are also some horizontal lines below the strings indicating fret positions.

14

Measure 14 of the guitar TAB. It consists of five measures. The first measure has 3 on the top, 0-2 on the second, 2 on the third, and 0 on the fourth. The second measure has 3-3 on the top, 0-1 on the second, 1 on the third, and 0 on the fourth. The third measure has 2-0 on the top, 0 on the second, 0 on the third, and 7 on the fourth. The fourth measure has 0-2 on the top, 8-8-7 on the second, 8-8-7 on the third, and 0 on the fourth. The fifth measure has 2 on the top, 0 on the second, 0 on the third, and 2 on the fourth. The sixth measure has 2 on the top, 0 on the second, 0 on the third, and 2 on the fourth. The seventh measure has 2 on the top, 0 on the second, 0 on the third, and 2 on the fourth. The eighth measure has 2 on the top, 0 on the second, 0 on the third, and 2 on the fourth. The ninth measure has 2 on the top, 0 on the second, 0 on the third, and 2 on the fourth. The tenth measure has 2 on the top, 0 on the second, 0 on the third, and 2 on the fourth. The TAB is labeled 'TAB' vertically on the left. There are vertical bar lines between measures and a double bar line at the end. There are also some horizontal lines below the strings indicating fret positions.

# VI

23.05.2020



# VI

23.05.2020

10-measure guitar TAB for VI. The notation is as follows:

| Measure | Tab 1 | Tab 2 | Tab 3 | Tab 4 | Tab 5 | Tab 6   | Tab 7 | Tab 8 | Tab 9 | Tab 10 |
|---------|-------|-------|-------|-------|-------|---------|-------|-------|-------|--------|
| 1       | 2-3   | 7-5   | 3-2-0 | 2     | 0     | 3-2-0-2 | 2-3   | 0     | 3-2   | 3-2-0  |
| 2       | 0     | 5     | 2     | 2     | 1     |         | 0     |       |       | 2-3    |
| 3       |       |       |       |       |       |         |       |       |       |        |
| 4       |       |       |       |       |       |         |       |       |       |        |
| 5       |       |       |       |       |       |         |       |       |       |        |
| 6       |       |       |       |       |       |         |       |       |       |        |
| 7       |       |       |       |       |       |         |       |       |       |        |
| 8       |       |       |       |       |       |         |       |       |       |        |
| 9       |       |       |       |       |       |         |       |       |       |        |
| 10      |       |       |       |       |       |         |       |       |       |        |

10

5-measure guitar TAB for VI, starting at measure 10. The notation is as follows:

| Measure | Tab 1 | Tab 2 | Tab 3 | Tab 4 | Tab 5 |
|---------|-------|-------|-------|-------|-------|
| 10      | 0     | 3-2   | 2-3   | 2-0   | 0     |
| 11      | 2     |       |       | 3     | 3-2-3 |
| 12      |       |       |       | 1     | 3     |
| 13      |       |       |       |       | 2-0   |
| 14      |       |       |       |       | 0     |
| 15      |       |       |       |       | 0     |
| 16      |       |       |       |       | 0     |
| 17      |       |       |       |       | 0     |
| 18      |       |       |       |       | 0     |
| 19      |       |       |       |       | 0     |
| 20      |       |       |       |       | 0     |

# VII

24.05.2020

Musical notation for measures 8-13. The key signature has three sharps (F#, C#, G#). The notation is on a treble clef staff with a bass line. Measure 8 starts with a double bar line and a '3' below the staff. The melody consists of eighth and quarter notes, with some beamed pairs.

Musical notation for measures 14-20. Measure 14 starts with a double bar line and a '3' below the staff. Measures 15 and 16 contain triplets of eighth notes. Measure 17 has a triplet of eighth notes. Measure 18 has a flat sign (b) under the second note. Measure 19 has a flat sign (b) under the second note. Measure 20 ends with a double bar line.

Musical notation for measures 21-27. Measure 21 starts with a double bar line and a '3' below the staff. Measure 22 has a fermata symbol (a curved line with a vertical tick) above the first note. Measures 23-27 continue with eighth and quarter notes, ending with a double bar line.

# VII

24.05.2020

9-10-9 7 10-9 10-9 0 2-0 0 2-2 3 3 1-0-1-3 0-2-3

0 0 9 0 4 2

Diagrammatic representation of the first six measures of the TAB. Each measure is represented by a vertical bar with stems pointing down to the fret numbers on the strings. Measure 1: frets 9, 10, 9 on the top string; fret 0 on the second string. Measure 2: fret 7 on the top string; frets 10, 9 on the second string. Measure 3: frets 10, 9 on the top string; fret 0 on the second string. Measure 4: frets 2, 0 on the top string; fret 3 on the second string. Measure 5: fret 0 on the top string; frets 2, 2 on the second string. Measure 6: frets 3, 1, 0, 1, 3 on the top string; frets 0, 2, 3 on the second string.

7 5-3-2-0 3-2 0 3-2 3-2 0 3-2 3-2-0 2-3 0-2

3-2-0 2-2-0 3 0 3 3-2 0 3-2 3-2-0 2-3

4 0 2-0 2-1 4 0

Diagrammatic representation of measures 7 through 14. Measure 7: frets 3, 2, 0 on the top string; fret 0 on the second string. Measure 8: frets 2, 2, 0 on the top string; fret 3 on the second string. Measure 9: frets 5, 3, 2, 0 on the top string; fret 0 on the second string. Measure 10: frets 3, 2 on the top string; fret 3 on the second string. Measure 11: frets 3, 2 on the top string; fret 3 on the second string. Measure 12: fret 0 on the top string; frets 3, 2 on the second string. Measure 13: frets 3, 2, 0 on the top string; fret 2 on the second string. Measure 14: frets 2, 3 on the top string; fret 0 on the second string. A double bar line with a repeat sign is at the end of measure 14.

15 2-3-2-0 3 3-2 0-2-3 0 0-2 3-2-0-2 0


0-2-0 4 2-0 3 4 0 2 0

Diagrammatic representation of measures 15 through 18. Measure 15: frets 2, 3, 2, 0 on the top string; fret 3 on the second string. Measure 16: frets 3, 2 on the top string; frets 0, 2, 3 on the second string. Measure 17: frets 0, 2, 3 on the top string; fret 0 on the second string. Measure 18: frets 0, 2 on the top string; fret 4 on the second string. Measure 19: frets 3, 2, 0, 2 on the top string; fret 0 on the second string. Measure 20: frets 0 on the top string; frets 2, 0 on the second string. Measure 21: frets 0 on the top string; fret 4 on the second string. Measure 22: frets 0 on the top string; fret 2 on the second string. Measure 23: frets 0 on the top string; fret 0 on the second string. The piece ends with a double bar line.




# VIII

02.06.2020



Musical staff 1 (treble clef) with an octave sign '8' below the staff. It contains a sequence of notes and chords: a G#4 chord, a G4 quarter note, a G#4 quarter note, a G#4 quarter note, a G#4 quarter note, a G4 quarter note, a G#4 quarter note, a G#4 quarter note, a G#4 quarter note, a G#4 quarter note, a G#4 quarter note, a G4 quarter note, a G#4 quarter note, a G#4 quarter note, and a G#4 chord.



Musical staff 2 (treble clef) with an octave sign '8' below the staff and a measure number '5' above the staff. It contains a sequence of notes and chords: a G#4 chord, a G4 quarter note, a G#4 quarter note, a G#4 quarter note, a G#4 quarter note, a G#4 quarter note, a G#4 chord, a G4 quarter note, a G#4 chord, and a G#4 chord.

# VIII

02.06.2020


TAB notation for guitar with three staves (T, A, B) and fret numbers. The notation is as follows:

| Staff | Measure 1 | Measure 2 | Measure 3 | Measure 4 | Measure 5   |
|-------|-----------|-----------|-----------|-----------|-------------|
| T     | 2-5-5     | 8-7-0     | 7-0-0     | 2-5       | 12-12-12-10 |
| A     | 3-6-6     |           | 9         | 3-6       | 11-9        |
| B     | 0-0       | 7-0       | 7-0       | 0-0       | 0-0         |

Vertical tick marks are present below the staves, corresponding to the fret numbers. A triplet bracket labeled '3' is positioned below the staves, spanning the 12th fret of the T staff and the 11th fret of the A staff in the fifth measure.

# IX

02.06.2020



# IX

02.06.2020

♫

2-0 3-2-0 0-2 0 0-2 2-3-5 7-8 5 7-5 8 8-7 0 8-7 0

3 3 3 0 3 0 5 8 7 0 7 0

0 3 0 5 7 0 0

Diagram showing fret positions for measures 1-7.

8

7-8 3-2-0-2-0-0 0-2-3-2-0 2-0-2-3 3 0-2 2-2-0-2 3-2-0

4 5 3 1 3 3 0 2

6-7 2 2 4 2

Diagram showing fret positions for measures 8-14.

15

2-3-2-0 0 4-3-2 2-0-2-3 0 0-2 3 0-2 0-2-3 2-3 0-2

1-2 4 0 4 3 2 4 0

Diagram showing fret positions for measures 15-21.

22


♫

2-0 3-2-0 3-0-2 2 3 0-2 2 3 0

Diagram showing fret positions for measures 22-23.

# X

07.06.2020



# X

07.06.2020

**T**  
**A**  
**B**

0-0 | 5-3-2-0 | 7-5-3-2 | 3-2 | 2 | 3-2-0-2 | 2-0 | 2-0

0-0 | 0-0-0-0 | 0-0-0-0 | 0 | 0 | 0-3-1 | 0-0-0-0

2-2 | 2 | 2 | 2 | 2

Diagram showing fret positions for the first five measures of the piece. The first measure has two notes on the low E string (open and 5th fret). The second measure has four notes on the low E string (open, 5th, 3rd, and 2nd frets). The third measure has four notes on the low E string (7th, 5th, 3rd, and 2nd frets). The fourth measure has two notes on the low E string (3rd and 2nd frets). The fifth measure has one note on the low E string (2nd fret). The sixth measure has four notes on the low E string (3rd, 2nd, open, and 2nd frets). The seventh measure has two notes on the low E string (2nd and open frets). The eighth measure has four notes on the low E string (2nd, open, open, and 2nd frets).

7

**T**  
**A**  
**B**

9-7-5 | 3-2 | 2-2-0 | 2-0 | 2-0 | 2-0

10-7-8-5-7 | 5 | 3-3-2-0 | 0-0-2 | 3-2-0 | 0-0

0-0-0 | 0-0 | 0 | 3-0 | 3-4 | 4-0

2 | 3 | 2 | 2

Diagram showing fret positions for measures 6 through 10. Measure 6 has three notes on the low E string (9th, 7th, and 5th frets). Measure 7 has three notes on the low E string (3rd, 2nd, and 2nd frets). Measure 8 has three notes on the low E string (2nd, 2nd, and open frets). Measure 9 has three notes on the low E string (2nd, open, and 2nd frets). Measure 10 has three notes on the low E string (2nd, open, and 2nd frets).

13

**T**  
**A**  
**B**

2-0 | 0-0 | 2-0 | 2-0

0-0 | 0-0 | 0-0 | 0-0

2 | 2-1-2 | 3-2 | 2

Diagram showing fret positions for measures 11 through 13. Measure 11 has two notes on the low E string (2nd and open frets). Measure 12 has two notes on the low E string (0th and 3rd frets). Measure 13 has two notes on the low E string (0th and 2nd frets). Measure 14 has two notes on the low E string (0th and 2nd frets). Measure 15 has two notes on the low E string (0th and 2nd frets).

# XI

26.05.2020

The first system of music consists of five measures. The key signature has one sharp (F#). The melody is written in a treble clef with a soprano clef (C4) and an 8-measure rest. The bass line is written in a bass clef with a soprano clef (C4) and an 8-measure rest. The melody features a series of eighth notes, some beamed together, and a final quarter note. The bass line consists of a steady eighth-note accompaniment.

The second system of music consists of five measures. The key signature has one sharp (F#). The melody is written in a treble clef with a soprano clef (C4) and an 8-measure rest. The bass line is written in a bass clef with a soprano clef (C4) and an 8-measure rest. The melody continues with eighth notes and a final quarter note. The bass line continues with eighth notes.

The third system of music consists of five measures. The key signature has one sharp (F#). The melody is written in a treble clef with a soprano clef (C4) and an 8-measure rest. The bass line is written in a bass clef with a soprano clef (C4) and an 8-measure rest. The melody continues with eighth notes and a final quarter note. The bass line continues with eighth notes. The word "Ad lib" is written above the melody in the fifth measure. The system ends with a double bar line.

# XI

26.05.2020

**T  
A  
B**

The first system of guitar tablature consists of two staves. The top staff contains the following sequence of notes: 0, 0, 0, 0, 0, 7, 0, 0, 5, 0, 0, 3, 0, 0, 2, 0, 1, 3, 6, 5, 0, 3. The bottom staff contains the following sequence of notes: 0, 6, 6, 6, 6, 6, 6, 6, 6, 6, 6, 6, 6, 6, 6, 6, 6, 6, 6, 6, 6, 6, 6, 6. Below the staves are fretboard diagrams for the first four frets, with vertical lines indicating the fretted notes.

5

**T  
A  
B**

The second system of guitar tablature consists of two staves. The top staff contains the following sequence of notes: 1, 1, 3, 0, 0, 0, 6, 6, 6, 1, 0, 1, 3, 6, 0, 6, 6, 0, 7, 0, 6, 0, 6, 0. The bottom staff contains the following sequence of notes: 0, 0, 0, 0, 0, 0, 0, 0, 0, 0, 0, 0, 7, 7, 0, 0, 0, 0, 0, 0, 0, 0, 0, 0. Below the staves are fretboard diagrams for the first five frets, with vertical lines indicating the fretted notes.

10

**T  
A  
B**


Ad lib

The third system of guitar tablature consists of two staves. The top staff contains the following sequence of notes: 0, 0, 0, 0, 0, 7, 0, 0, 7, 5, 3, 3, 1, 1, 1, 1, 1, 1, 4, 2, 2, 3. The bottom staff contains the following sequence of notes: 0, 6, 6, 6, 6, 6, 6, 6, 6, 4, 4, 2, 2, 2, 2, 2, 2, 0, 0, 0, 0, 0, 0. Below the staves are fretboard diagrams for the first ten frets, with vertical lines indicating the fretted notes. The diagram for the 10th fret is shaded, indicating an 'Ad lib' section.



# XII

04.06.2020



# XII

04.06.2020

A guitar TAB notation for a 12-measure sequence. The notation is written on a six-line staff. The first three lines are labeled 'T', 'A', and 'B' respectively. The notes are as follows:

| Measure | Line 1 | Line 2 | Line 3 | Line 4 | Line 5 | Line 6 |
|---------|--------|--------|--------|--------|--------|--------|
| 1       | 2      | 3      |        |        |        | 0      |
| 2       | 7      | 5      | 7      |        |        | 6      |
| 3       | 8      |        |        |        |        | 7      |
| 4       | 7      | 8      | 10     |        |        | 0      |
| 5       | 12     |        |        |        |        | 6      |
| 6       | 12     |        |        |        |        | 11     |
| 7       | 11     | 9      | 7      |        |        | 11     |
| 8       | 4      | 2      | 0      |        |        | 9      |
| 9       | 2      | 0      |        |        |        | 2      |
| 10      | 2      | 0      |        |        |        | 0      |
| 11      | 0      |        |        |        |        | 2      |
| 12      | 0      |        |        |        |        | 4      |

Below the staff, there are vertical lines indicating fret positions. Some of these lines have small black rectangles below them, representing fretted notes.

9

A guitar TAB notation for a 3-measure sequence. The notation is written on a six-line staff. The first three lines are labeled 'T', 'A', and 'B' respectively. The notes are as follows:

| Measure | Line 1 | Line 2 | Line 3 | Line 4 | Line 5 | Line 6 |
|---------|--------|--------|--------|--------|--------|--------|
| 1       | 0      |        |        |        |        | 2      |
| 2       | 5      | 4      | 2      | 2      | 4      | 5      |
| 3       |        |        | 3      |        |        | 4      |

Below the staff, there are vertical lines indicating fret positions. Some of these lines have small black rectangles below them, representing fretted notes.

# XIII

09.06.2020

Musical staff 1: Treble clef, key signature of three sharps (F#, C#, G#), 8/8 time signature. The staff contains a sequence of notes and rests, including a triplet of eighth notes in the fifth measure.

Musical staff 2: Treble clef, key signature of three sharps, 8/8 time signature. The staff contains a sequence of notes and rests, including a triplet of eighth notes in the fifth measure.

Musical staff 3: Treble clef, key signature of three sharps, 8/8 time signature. The staff contains a sequence of notes and rests, including a triplet of eighth notes in the fifth measure.

Musical staff 4: Treble clef, key signature of three sharps, 8/8 time signature. The staff contains a sequence of notes and rests, including a triplet of eighth notes in the fifth measure.

Musical staff 5: Treble clef, key signature of three sharps, 8/8 time signature. The staff contains a sequence of notes and rests, including a triplet of eighth notes in the fifth measure.

# XIII

09.06.2020

IV

TAB  
TAB  
TAB

8

TAB  
TAB  
TAB

13

TAB  
TAB  
TAB

19

IV

TAB  
TAB  
TAB

27

TAB  
TAB  
TAB

|

# XIV

12.06.2020

Musical staff 1: Treble clef, key signature of two sharps (F# and C#), 8/8 time signature. The staff contains a sequence of notes and rests, including a bass clef-like symbol below the staff.

Musical staff 2: Treble clef, key signature of two sharps, 8/8 time signature. The staff contains a sequence of notes and rests, including a bass clef-like symbol below the staff.

Musical staff 3: Treble clef, key signature of two sharps, 8/8 time signature. The staff contains a sequence of notes and rests, including a bass clef-like symbol below the staff.

Musical staff 4: Treble clef, key signature of two sharps, 8/8 time signature. The staff contains a sequence of notes and rests, including a bass clef-like symbol below the staff.

Musical staff 5: Treble clef, key signature of two sharps, 8/8 time signature. The staff contains a sequence of notes and rests, including a bass clef-like symbol below the staff. It features two triplet markings (3) above the notes.

Musical staff 6: Treble clef, key signature of two sharps, 8/8 time signature. The staff contains a sequence of notes and rests, including a bass clef-like symbol below the staff. It features two triplet markings (3) above the notes.

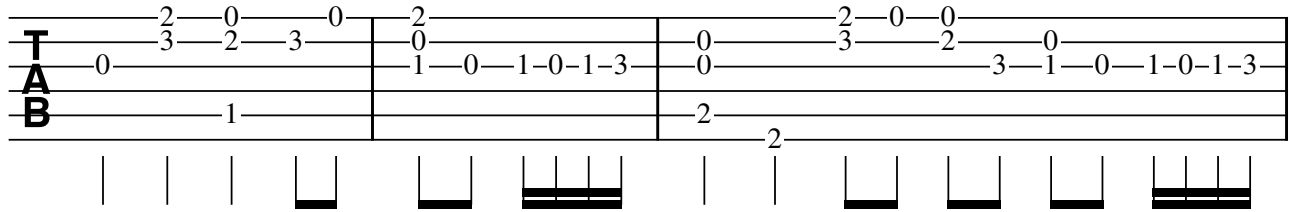
# XIV

12.06.2020

2-0-0 2-0-0  
3-2-3 0 0 3-0-0  
0 1-0-1-0-1-3 0 3-1-0-1-0-1-3

T  
A  
B

1 2



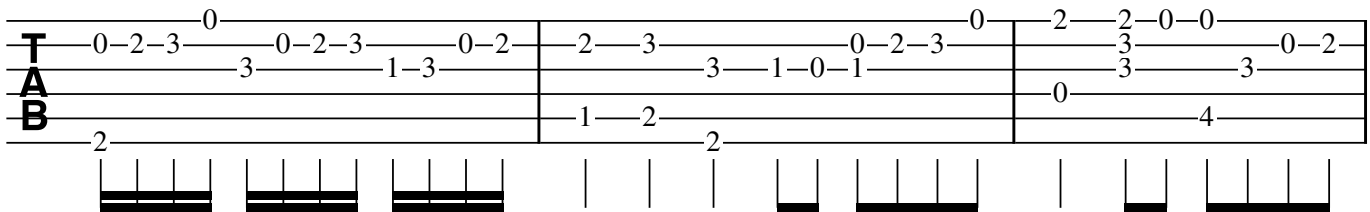
Detailed description: This system shows the first three measures of a guitar piece. The top staff (treble clef) contains the melody with fret numbers 2, 0, 0, 2, 0, 0. The middle staff (treble clef) contains the bass line with fret numbers 0, 1, 0, 1, 0, 1, 3, 0, 3, 1, 0, 1, 0, 1, 3. The bottom staff (bass clef) contains the bass line with fret numbers 1, 2. Vertical bar lines separate the measures. Below the staves are vertical tick marks indicating fret positions.

4

0-2-3 0-2-3 0-2 2-3 0-2-3 0 2-2-0-0 0-2  
3 1-3 3 1-0-1 3 3 3 0-2

T  
A  
B

2 1-2 2 4



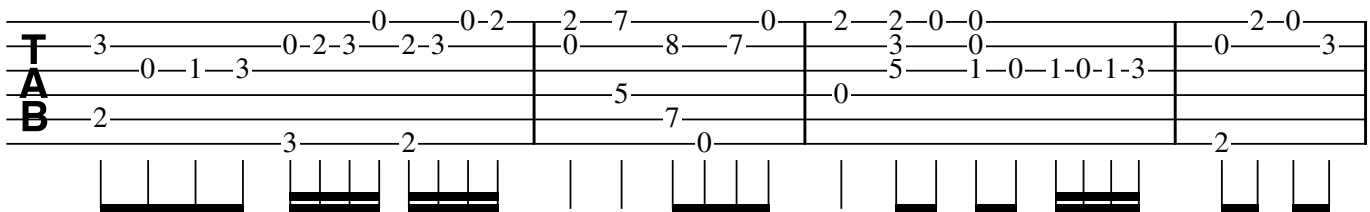
Detailed description: This system shows measures 4-6. The top staff (treble clef) contains the melody with fret numbers 0, 2, 3, 0, 2, 3, 0, 2, 2, 3, 0, 2, 2, 0, 0, 0, 2. The middle staff (treble clef) contains the bass line with fret numbers 3, 1, 3, 3, 1, 0, 1, 3, 3, 3, 0, 2. The bottom staff (bass clef) contains the bass line with fret numbers 2, 1, 2, 2, 4. Vertical bar lines separate the measures. Below the staves are vertical tick marks indicating fret positions.

7

3-0-1-3 0-2-3 0-2 2-7 8-7 0 2-2-0-0 0-2-0  
0 2-3 2-3 0 0 8-7 0 3-0 0 1-0-1-0-1-3 3

T  
A  
B

2 3 2 5 7 0 0 2

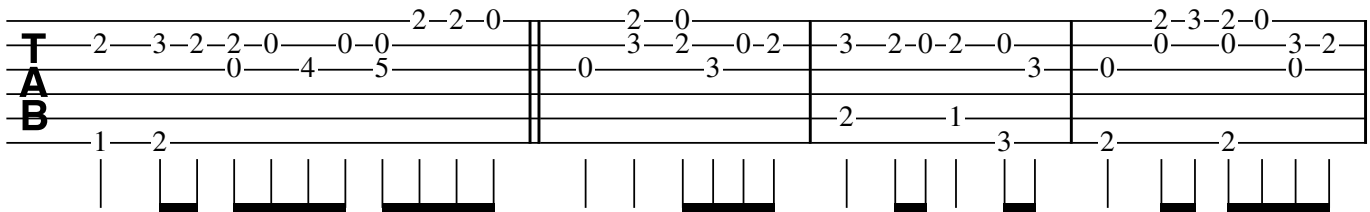


Detailed description: This system shows measures 7-9. The top staff (treble clef) contains the melody with fret numbers 3, 0, 1, 3, 0, 2, 3, 0, 2, 2, 7, 8, 7, 0, 2, 2, 0, 0, 0, 2, 0. The middle staff (treble clef) contains the bass line with fret numbers 0, 2, 3, 2, 3, 0, 0, 8, 7, 0, 3, 0, 0, 1, 0, 1, 0, 1, 3, 3. The bottom staff (bass clef) contains the bass line with fret numbers 2, 3, 2, 5, 7, 0, 0, 2. Vertical bar lines separate the measures. Below the staves are vertical tick marks indicating fret positions.

11

2-3-2-2-0 0-0 2-2-0 2-0 2-3-2-0 3-2  
0 4 5 0 3 2 0-2 3 2-0-2 0 3 0 0 0 3-2  
1-2 2 1 3 2 2 0

T  
A  
B



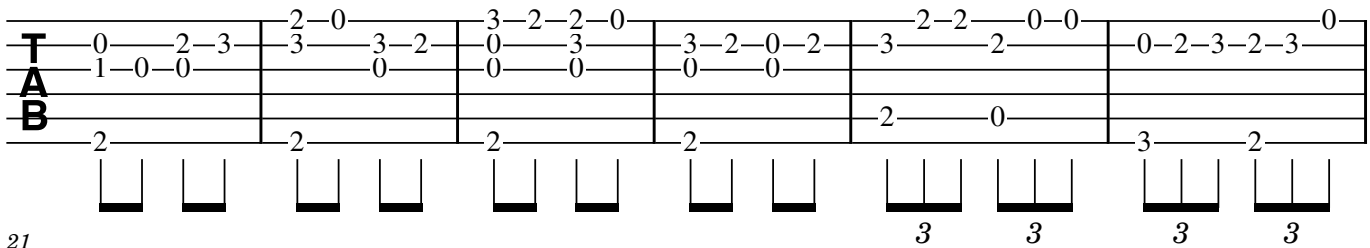
Detailed description: This system shows measures 11-14. The top staff (treble clef) contains the melody with fret numbers 2, 3, 2, 2, 0, 0, 0, 2, 2, 0, 2, 0, 2, 3, 2, 0, 3, 2, 0, 0, 0, 3, 2. The middle staff (treble clef) contains the bass line with fret numbers 0, 4, 5, 0, 3, 2, 0, 2, 3, 2, 0, 2, 0, 3, 0, 0, 0, 3, 2. The bottom staff (bass clef) contains the bass line with fret numbers 1, 2, 2, 1, 3, 2, 2, 0. Vertical bar lines separate the measures. Below the staves are vertical tick marks indicating fret positions.

15

0-2-3 2-0 3-2-2-0 2-2-0-0 0-2-3-2-3 0  
1-0-0 3 3-2 0 3 3-2-0-2 3 2-2 0-0 0-2-3-2-3  
2 2 2 2 2 0 3 2

T  
A  
B

3 3 3 3



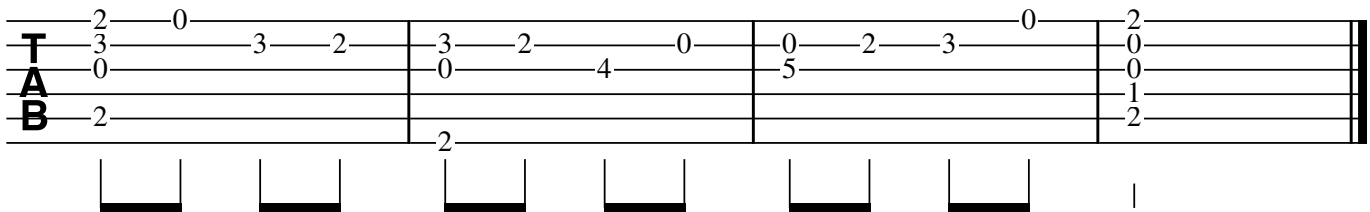
Detailed description: This system shows measures 15-18. The top staff (treble clef) contains the melody with fret numbers 0, 2, 3, 2, 0, 3, 2, 2, 0, 2, 2, 0, 0, 0, 2, 3, 2, 3, 0. The middle staff (treble clef) contains the bass line with fret numbers 1, 0, 0, 3, 3, 2, 0, 3, 3, 2, 0, 2, 3, 2, 2, 0, 0, 0, 2, 3, 2, 3. The bottom staff (bass clef) contains the bass line with fret numbers 2, 2, 2, 2, 2, 0, 3, 2. Vertical bar lines separate the measures. Below the staves are vertical tick marks indicating fret positions.

21

2-0 3-2 3-2 4 0 0-2-3 0 2  
0 0 4 5 0 0 1

T  
A  
B

2 2



Detailed description: This system shows the final three measures of the piece. The top staff (treble clef) contains the melody with fret numbers 2, 0, 3, 2, 3, 2, 4, 0, 0, 2, 3, 0, 2. The middle staff (treble clef) contains the bass line with fret numbers 0, 0, 4, 5, 0, 0, 1. The bottom staff (bass clef) contains the bass line with fret numbers 2, 2. Vertical bar lines separate the measures. Below the staves are vertical tick marks indicating fret positions.

# XV

12.06.2020

The first system of musical notation consists of a single staff in treble clef. It begins with a key signature of one flat (B-flat) and a time signature of 8/8. The notation includes several chords and melodic lines. A triplet of eighth notes is marked with a '3' above it. The system concludes with a double bar line.

The second system of musical notation continues from the first system. It starts with a measure number '9' above the staff. The notation features a melodic line with eighth notes and a bass line with chords. A sharp sign (#) is present in the fifth measure. The system ends with a double bar line.

# XV

12.06.2020

6=D

6=D

1 3 5 0 0 0 0 1 3 1  
3 3 6 3 5 6 0 0 1 3 3 3 1  
2 0 7 0 7 0 0 2 0  
0 0 0 0 7 0 0 2 0

3 3

Detailed description: This block contains a guitar TAB for a measure labeled '6=D'. It consists of four horizontal lines representing strings. The top line (treble clef) has notes 1, 3, 5, 0, 0, 0, 1, 3, 1. The second line has notes 3, 3, 6, 3, 5, 6, 0, 0, 1, 3, 3, 1. The third line has notes 2, 0, 7, 0, 7, 0, 0, 2, 0. The bottom line (bass clef) has notes 0, 0, 0, 0, 7, 0, 0, 2, 0. There are two triplets indicated by a '3' below the bottom line, one over the 7th and 8th notes, and another over the 9th and 10th notes. Vertical bar lines separate the notes into measures. Below the strings, there are vertical tick marks and some black rectangular shapes representing fretted notes.

9

9

5 0 5 1 0 0 0  
5 8 6 0 6 3 1 1 0 1 6 1  
6 8 6 0 0 2 3 3 8 3  
0 0 0 0 0 2 7 2 0

Detailed description: This block contains a guitar TAB for a measure labeled '9'. It consists of four horizontal lines representing strings. The top line (treble clef) has notes 5, 0, 5, 1, 0, 0, 0. The second line has notes 5, 8, 6, 0, 6, 3, 1, 1, 0, 1, 6, 1. The third line has notes 6, 8, 6, 0, 0, 2, 3, 3, 8, 3. The bottom line (bass clef) has notes 0, 0, 0, 0, 0, 2, 7, 2, 0. Vertical bar lines separate the notes into measures. Below the strings, there are vertical tick marks and some black rectangular shapes representing fretted notes.



# XVI

13.06.2020

6=D 8

Musical notation for measures 1-8. The piece is in D major (one sharp) and 8/8 time. Measures 1-4 consist of whole chords: D major, D major, D major, and D major. Measures 5-8 feature a melodic line in the treble clef and a bass line in the bass clef. The melodic line starts on D5 and moves stepwise up to A5, while the bass line starts on D3 and moves stepwise up to A3.

9

Musical notation for measures 9-14. Measures 9-10 continue the chordal texture from the previous system. Measures 11-14 feature a melodic line in the treble clef and a bass line in the bass clef. The melodic line starts on A5 and moves stepwise up to D6, while the bass line starts on D3 and moves stepwise up to A3. A fermata is placed over the final chord in measure 14.

15

Musical notation for measures 15-20. Measures 15-16 feature a melodic line in the treble clef and a bass line in the bass clef. The melodic line starts on D6 and moves stepwise up to A6, while the bass line starts on D3 and moves stepwise up to A3. Measures 17-20 feature a melodic line in the treble clef and a bass line in the bass clef. The melodic line starts on A6 and moves stepwise up to D7, while the bass line starts on D3 and moves stepwise up to A3. A fermata is placed over the final chord in measure 20. The label "Harm12" is written above the final chord.

21

Musical notation for measure 21. The piece ends with a final chord in the treble clef and a bass line in the bass clef. The final chord is D major, with the treble clef containing D5 and F#5, and the bass clef containing D3 and F#3.



# XVII

17.06.2020

Musical notation for measures 1-8. The piece is in G major (one sharp) and 8/8 time. The notation features a treble clef and a bass clef. The melody in the treble clef consists of eighth notes and quarter notes, while the bass clef provides a steady accompaniment of eighth notes. The key signature is G major, indicated by one sharp (F#).

Musical notation for measures 9-15. The notation continues the piece in G major and 8/8 time. The melody in the treble clef includes eighth notes and quarter notes, with some measures featuring beamed eighth notes. The bass clef accompaniment remains consistent with eighth notes.

Musical notation for measures 16-20. The notation continues the piece in G major and 8/8 time. The melody in the treble clef features eighth notes and quarter notes. The bass clef accompaniment consists of eighth notes.

Musical notation for measures 21-26. The notation continues the piece in G major and 8/8 time. The melody in the treble clef includes eighth notes and quarter notes, with some measures featuring beamed eighth notes. The bass clef accompaniment consists of eighth notes. There are triplets marked with a '3' above the notes in measures 21, 22, 25, and 26.

Musical notation for measures 27-32. The notation continues the piece in G major and 8/8 time. The melody in the treble clef includes eighth notes and quarter notes, with some measures featuring beamed eighth notes. The bass clef accompaniment consists of eighth notes. There are triplets marked with a '3' above the notes in measures 27, 28, and 31. The piece concludes with a double bar line.

# XVII

17.06.2020

TAB notation for measures 1-9. The notation consists of three staves: Top (T), Middle (A), and Bottom (B). Measure 1: T (4-0), A (0), B (2-0). Measure 2: T (2-0), A (0), B (1-2). Measure 3: T (4-0), A (0), B (0). Measure 4: T (5-4-2), A (2), B (2). Measure 5: T (4-2), A (2), B (4). Measure 6: T (2), A (0), B (4). Measure 7: T (4-2-4-5), A (0), B (0). Measure 8: T (7-5-4), A (5), B (6). Measure 9: T (5-4), A (7-5), B (0). Vertical bar lines are present below the staves.

10

TAB notation for measures 10-16. The notation consists of three staves: Top (T), Middle (A), and Bottom (B). Measure 10: T (4-2-0-2), A (5-4-2-4), B (0). Measure 11: T (2-0), A (0), B (1-2). Measure 12: T (0), A (0), B (0). Measure 13: T (4-4), A (0), B (2). Measure 14: T (2-4), A (4), B (5). Measure 15: T (5-4-5-7), A (0), B (0). Measure 16: T (5-4), A (7-5), B (0). Measure 17: T (4-2), A (5-5-4), B (0). Measure 18: T (4-2), A (5), B (0). Measure 19: T (5-4), A (7-5), B (0). Measure 20: T (5-4), A (5-5-4), B (0). Vertical bar lines are present below the staves.

17




TAB notation for measures 17-22. The notation consists of three staves: Top (T), Middle (A), and Bottom (B). Measure 17: T (0), A (4-2-4-2-4), B (5). Measure 18: T (2-0-2-0-2-4), A (4), B (0). Measure 19: T (4-2), A (5-5-4), B (0). Measure 20: T (0), A (4-2-4), B (0). Measure 21: T (2-2-2-0-0), A (3-3-3-3-2), B (0). Measure 22: T (0-0), A (2-3), B (4). Vertical bar lines are present below the staves.

23

TAB notation for measures 23-28. The notation consists of three staves: Top (T), Middle (A), and Bottom (B). Measure 23: T (3-2-0), A (2-3-3), B (2). Measure 24: T (0-0-2-0-2-4), A (3), B (0). Measure 25: T (4-0), A (0), B (2). Measure 26: T (2-0), A (0), B (1-2). Measure 27: T (0-0-2-0), A (5-4-2-4), B (2). Measure 28: T (0), A (0), B (2). Measure 29: T (0), A (0), B (2). Measure 30: T (0), A (0), B (0). Vertical bar lines are present below the staves.

# XVIII

19.06.2020



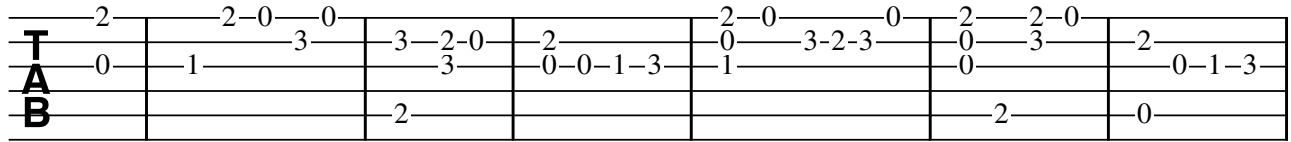
# XVIII

19.06.2020

2-0-0 2-0-3 3-2-0 2-0-0 2-0-0 2-2-0

0-1-3 3-0-0-1-3 1-3-2-3 0-3 2-0-1-3

TAB

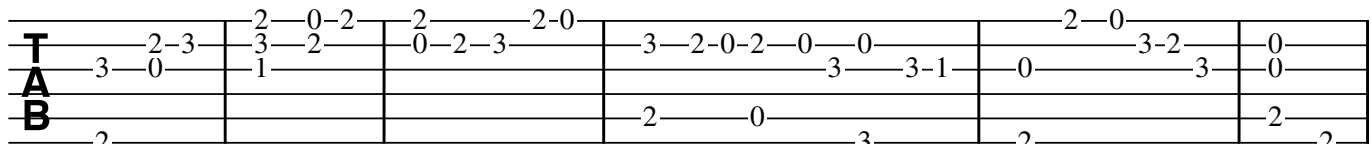


8

2-0-2 2-2-0 2-0 3-2 0 0 3-1 0 3-2 0

3-0 1 0-2-3 3-2-0-2-0-0 3 3-1 3 0

TAB

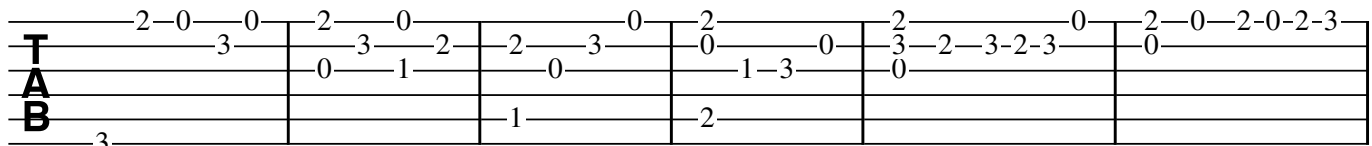


14

2-0-0 2-0 0 2 3-2-3 0 2-0-2-3 0 2-0-2-0-2-3

3 0 1 0 3 0 1-3 0 0 3-2-3-2-3 0

TAB

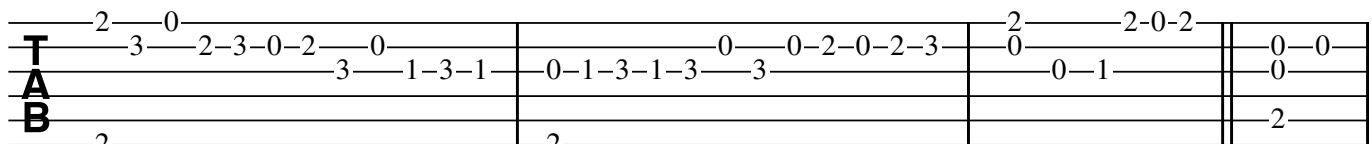


20

2-0 3-2-3-0-2-0 0-0-2-0-2-3 2-2-0-2 0-0

3 1-3-1 0-1-3-1-3 3 0-1 0

TAB

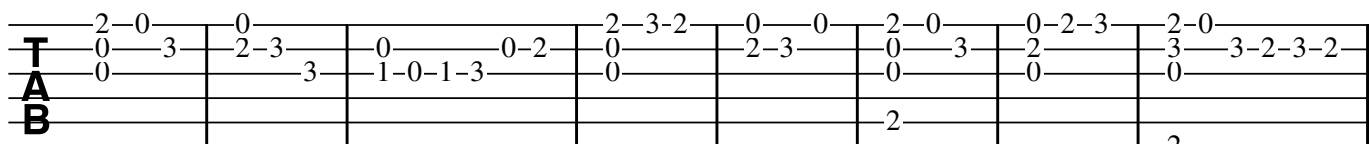


24

2-0 0 2-3 0-2 2-3-2 0-0 2-0 0-2-3 2-0

0 3 3 1-0-1-3 0 0 2-3 0 3 2 3-3-2-3-2

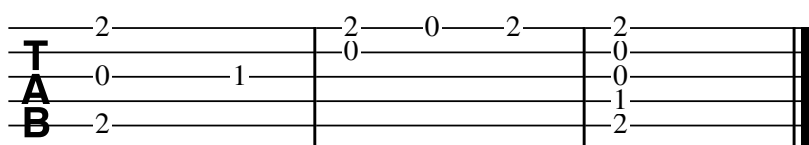
TAB



32



2 2-0-2 2 0 0 0 1 0 1 2

TAB



# XIX

13.06.2020



# XIX

13.06.2020

6-measure guitar TAB. Staff 1: 0-0-0 | 2-0-3-3-2 | 0-2-3 | 2-2-0-3 | 0-0-2-3-2-3-2-0 | 2-10-9. Staff 2: 8-6-7 | 0 | 0 | 4 | 3 | 0. Staff 3: 9-7-7 | 2 | 1-2 | 0 | 2 | 0. Fingering: 3, 3, 3, 3, 3.

7

6-measure guitar TAB. Staff 1: 9-9-7 | 10-10-10 | 10-10-10 | 0-0-7 | H12 H19 0-0-7 | 2-0-0-3-2. Staff 2: 0 | 0 | 0 | 8-8-7 | 8-9 | 0. Staff 3: 9 | 9 | 9 | 0 | 9 | 1-2. Fingering: 3, 3.

13

1-measure guitar TAB. Staff 1: 0. Staff 2: 0. Staff 3: 0. Staff 4: 2. Staff 5: 2. Fingering: |



# XX

20.06.2020

Musical notation for the first system, measures 1-7. The key signature is one sharp (F#). The notation includes a treble clef, a common time signature, and a bass clef. The melody consists of eighth and quarter notes, with some dotted rhythms. The bass line features a steady eighth-note accompaniment.

Musical notation for the second system, measures 8-14. The key signature is one sharp (F#). The notation includes a treble clef, a common time signature, and a bass clef. The melody continues with eighth and quarter notes. The bass line features a steady eighth-note accompaniment. A label "Harm12" is placed above the staff at measure 9, indicating a harmonic change.

Musical notation for the third system, measures 15-21. The key signature is one sharp (F#). The notation includes a treble clef, a common time signature, and a bass clef. The melody continues with eighth and quarter notes. The bass line features a steady eighth-note accompaniment. Two labels "Harm12" are placed above the staff at measures 16 and 17, indicating harmonic changes. The system concludes with a double bar line.

# XX

20.06.2020

0 0 | 5 5 8 7 | 8 7 | 0 3 | 0 2 3 2 | 0 0 | 5 7 8 | 7 5 7

5 6 | 8 | 5 6 | 5 6 | 5 6 | 5 6 | 5 6

0 0 | 7 0 | 0 0 | 0 0 | 0 0 | 0 0 | 0 0

Vertical bar lines and rhythmic symbols (dots and slurs) are present below the strings.

8

Harm12.....

8 8 | 0 2 3 | 2 0 3 | 3 2 | 0 2 3 | 0 2 0 | 3 2 0 | 0 2 | 0 0

7 0 | 0 0 | 0 0 | 2 1 | 0 0 | 0 0 | 0 0 | 0 0 | 0 0

Vertical bar lines and rhythmic symbols (dots and slurs) are present below the strings.

15

Harm12 Harm12

2 2 | 2 2 | 0 2 3 2 0 2 | 2 0 | 0 0 | 5 5 8 7 | 8 7 | 0 0

0 0 | 0 0 | 0 0 | 0 0 | 0 0 | 0 0 | 5 6 | 8 8 | 0 0




0 0 | 0 0 | 0 0 | 0 0 | 0 0 | 0 0 | 0 5 | 0 8 | 0 0

2 0 | 0 0 | 3 2 | 2 0 | 0 0 | 0 0 | 0 0 | 7 0 | 0 0

Vertical bar lines and rhythmic symbols (dots and slurs) are present below the strings.

# XXI

20.06.2020



# XXI

20.06.2020

**TAB**

A system of guitar tablature consisting of three staves. The top staff is labeled 'TAB' vertically. It contains seven measures of fret numbers: 10-7, 10-8, 7-0, 3-0-2, 3-2-0, 2-0-2-3, and 3-2-0. The middle and bottom staves contain fret numbers 0, 0, 0, 2, 2, 0, and 2 respectively. Below the staves are rhythmic symbols: vertical lines, dots, and slanted lines.

8

**TAB**

A system of guitar tablature consisting of three staves. The top staff is labeled 'TAB' vertically. It contains seven measures of fret numbers: 2-0, 0-3-2, 0-2-3-2-3, 2-0, 3-3-2-3, 5-3-2, 0-7-5, 8-8-7, and 3-2-0. The middle and bottom staves contain fret numbers 0, 3, 5, 0, 5, 0, 8, 8, 7, 0, and 2. The bottom staff has a '7' written below the final measure. Below the staves are rhythmic symbols: slanted lines, vertical lines, and dots.

15

**TAB**

A system of guitar tablature consisting of three staves. The top staff is labeled 'TAB' vertically. It contains eight measures of fret numbers: 2-7, 8-7-0, 5-7-8-7, 8-7-0-5, 5-7, 5-8, 5-8, 3-2-0, and 2-3. The middle and bottom staves contain fret numbers 0, 0, 8, 0, 0, 0, 7, 3, and 3. The bottom staff has a '0' written below the final measure. Below the staves are rhythmic symbols: vertical lines, dots, and slanted lines.

# XXII

Sankthansaften 2020

Musical staff 1, measures 1-8. The staff is in treble clef with a key signature of three sharps (F#, C#, G#). The time signature is 8/8. The music features a melody in the upper voice and a bass line in the lower voice. The melody consists of eighth and quarter notes. The bass line consists of eighth and quarter notes. The piece ends with a double bar line. The label 'H12' is placed above the final two notes of the melody.

Musical staff 2, measures 9-16. The staff is in treble clef with a key signature of three sharps (F#, C#, G#). The time signature is 8/8. The music features a melody in the upper voice and a bass line in the lower voice. The melody consists of eighth and quarter notes. The bass line consists of eighth and quarter notes. The piece ends with a double bar line.

Musical staff 3, measures 17-23. The staff is in treble clef with a key signature of three sharps (F#, C#, G#). The time signature is 8/8. The music features a melody in the upper voice and a bass line in the lower voice. The melody consists of eighth and quarter notes. The bass line consists of eighth and quarter notes. The piece ends with a double bar line.

Musical staff 4, measures 24-31. The staff is in treble clef with a key signature of three sharps (F#, C#, G#). The time signature is 8/8. The music features a melody in the upper voice and a bass line in the lower voice. The melody consists of eighth and quarter notes. The bass line consists of eighth and quarter notes. The piece ends with a double bar line.

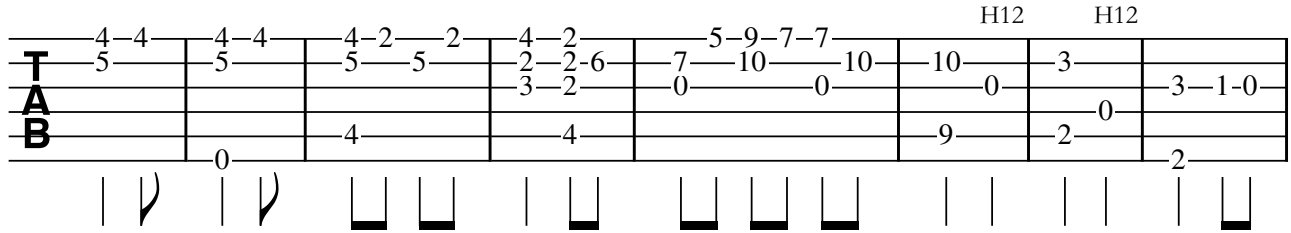
Musical staff 5, measures 32-37. The staff is in treble clef with a key signature of three sharps (F#, C#, G#). The time signature is 8/8. The music features a melody in the upper voice and a bass line in the lower voice. The melody consists of eighth and quarter notes. The bass line consists of eighth and quarter notes. The piece ends with a double bar line.

Musical staff 6, measures 38-44. The staff is in treble clef with a key signature of three sharps (F#, C#, G#). The time signature is 8/8. The music features a melody in the upper voice and a bass line in the lower voice. The melody consists of eighth and quarter notes. The bass line consists of eighth and quarter notes. The piece ends with a double bar line.

# XXII

Sankthansaften 2020

9



9

4-4 4-4 4-2 2 4-2 5-9-7-7 H12 H12

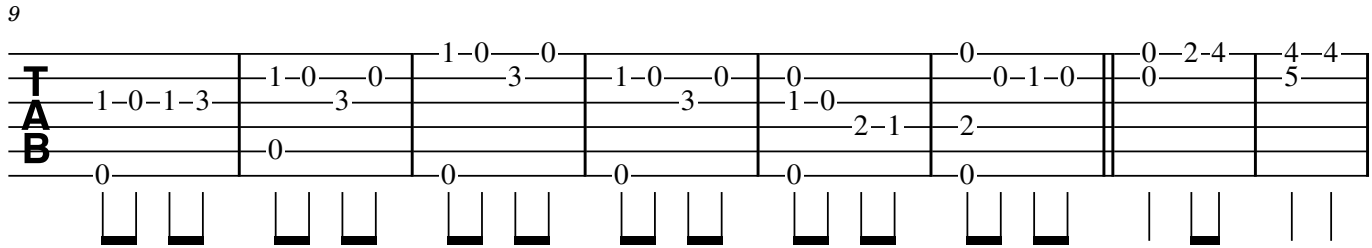
5 5 5 5 2 2 6 7 10 10 10 3 3-1-0

3 2 0 0 0 0 0 0 0 0 0 0 0

0 4 4 9 2 2

Diagram showing fret numbers and string positions for measures 1-8. Includes a double bar line between measures 6 and 7.

17



17

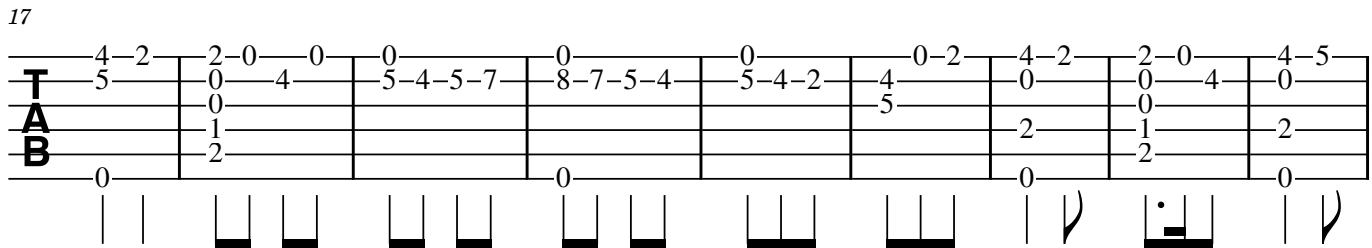
1-0-1-3 1-0-0 1-0-0 1-0-0 0 0-1-0 0-2-4 4-4

3 3 3 3 1-0 2-1 2 5

0 0 0 0 0 0 0 0

Diagram showing fret numbers and string positions for measures 9-16. Includes a double bar line between measures 12 and 13.

26



26

4-2 2-0-0 0 0 0-2 4-2 2-0 4-5

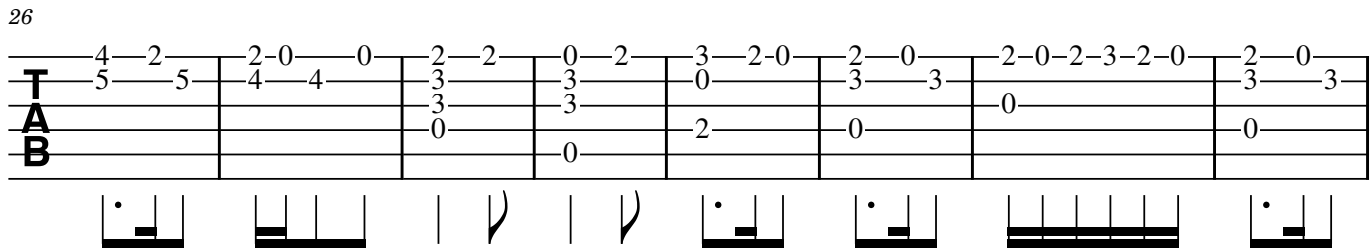
5 0 4 5-4-5-7 8-7-5-4 5-4-2 4 0 0 4 0

0 0 1 2 0 5 2 0 0 2 0

0 2 2 0 0 0 0 0

Diagram showing fret numbers and string positions for measures 17-25. Includes a double bar line between measures 22 and 23.

34



34

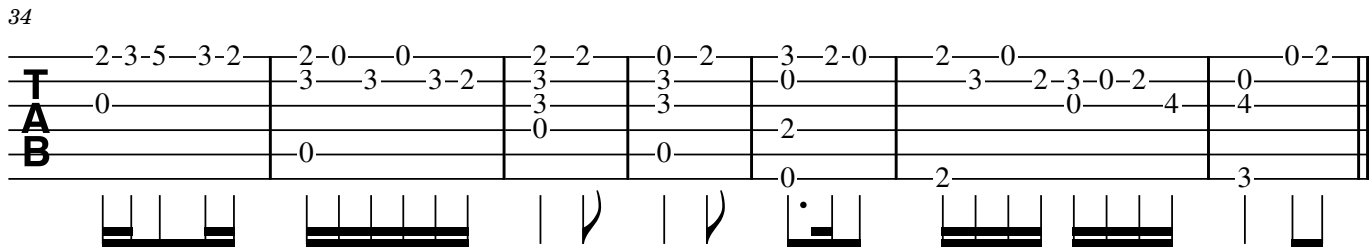
4-2 2-0-0 2-2 0-2 3-2-0 2-0 2-0-2-3-2-0 2-0

5 5 4 3 3 0 3 3 0 3 3 0 3 3

0 0 0 0 2 0 0 0

Diagram showing fret numbers and string positions for measures 26-33. Includes a double bar line between measures 32 and 33.

41



41

2-3-5-3-2 2-0-0 2-2 0-2 3-2-0 2-0 0-2

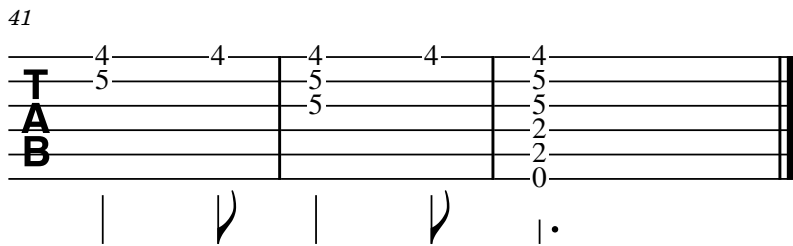
0 3 3 3-2 3 3 0 3 2-3-0-2 0 4 4

0 0 0 0 0 2 0 2 0 4 4

0 0 0 0 0 2 3

Diagram showing fret numbers and string positions for measures 34-40. Includes a double bar line between measures 40 and 41.

41



41

4 4 4

5 5 5

2 2 2

0 0 0

Diagram showing fret numbers and string positions for measures 41-43. Includes a double bar line between measures 43 and 44.

# XXIII

24.06.2020



# XXIII

24.06.2020

7

7  
TAB  
0-7-7 | 5-3-2-0-2-3 | 3-2-0-2-3 | 2- | 0-7-7 | 7-5-5  
8-8-7-8  
0 | 0 | 2 | 2-3-1-0 | 0 |  
0 | | | | | |

13

13  
TAB  
3-2-2 | 0- | 3-2-0 | 2-0-0 | 2-0-0-2-3 | 2-0-2  
5-5-4-5 | 5- | 0- | 3-3-2-3-0 | 3- | 0-2-3-0-2  
5 | | 0- | 2- | 2- | 2-  
0 | | 0 | 2 | 2 | 2 |




20

20  
TAB  
3-2-0 | 3-2-3-5-3-2 | 2-0-0 | 0- | 0-7-7 | 5-3-2-0-2-3 | 3-2-0-2-3  
0 | 5 | 4 | 0- | 0- | 8-8-7-8-5 | 5-3-2-5-4-5 | 2-0-0  
2 | | 5 | 1 | 2- | 0- | 0- | 1-  
0 | | 5 | 2 | 0- | 0- | 0- | 0-  
0 | | 0 | 0 | 0 | 0 | 0 | 0 |



# XXIV

27.06.2020



# XXIV

27.06.2020

7

7

TAB system 1: 6-line staff with fret numbers. The top line (treble clef) contains the sequence: 2-0 | 3-2-3-2 | 3-2-3-2-3 | 2-0-0 | 3-2-3-2-3 | 2-0-0 | 2-3-2. The bottom line (bass clef) contains: 4 | 3 | 3 | 2 | 3 | 3 | 0. Below the staff are guitar icons representing the fretted notes.

13

13

TAB system 2: 6-line staff with fret numbers. The top line contains: 3-2-0-3 | 3-2-0 | 2-0-2 | 0-3-1 | 2-0-0-2 | 2-2-0. The bottom line contains: 5 | 0 | 3 | 2 | 0 | 3 | 0. Below the staff are guitar icons.

18

18

TAB system 3: 6-line staff with fret numbers. The top line contains: 2-0 | 3-2-3 | 3-2-0 | 2-3-3-0-2 | 0-2-3 | 2-0-0 | 4-2-4. The bottom line contains: 4 | 2 | 0 | 3 | 2 | 0 | 0. Below the staff are guitar icons.

23

23

TAB system 4: 6-line staff with fret numbers. The top line contains: 0-2-3-2-2-0-0 | 0-0-2-3 | 2-0-3-2-3-0 | 2-3-2 | 2-3-2. The bottom line contains: 5 | 3 | 3 | 1-0-1-3-3 | 1 | 3 | 3 | 2 | 3. Below the staff are guitar icons.

28


28

TAB system 5: 6-line staff with fret numbers. The top line contains: 2-0-0-2-3 | 0-2-3-2-3-0-2 | 0-0-2 | 0-2-3-0-2-0 | 3-2-3 | 2-3-0-2. The bottom line contains: 3 | 3 | 2 | 1-3-1-3 | 2 | 3 | 2 | 3 | 2 | 2. Below the staff are guitar icons.

TAB system 6: 6-line staff with fret numbers. The top line contains: 3-0-2 | 0-1-3 | 0-2-3 | 0-2-3-2-0-2 | 2. The bottom line contains: 0 | 3 | 2 | 0 | 1 | 2. Below the staff are guitar icons.

# XXV

28.06.2020



# XXV

28.06.2020

|          |     |       |       |     |     |       |       |
|----------|-----|-------|-------|-----|-----|-------|-------|
|          | 2   | 0     |       | 0-2 | 2-0 | 0     |       |
| <b>T</b> | 3-3 | 2-3-2 | 3-2-0 | 2-3 | 3-3 | 2-3-2 | 2-0-2 |
| <b>A</b> | 0   | 3     |       |     | 2   | 2     |       |
| <b>B</b> | 2   |       | 2     | 0   |     |       | 2     |

8

|          |   |     |   |       |     |       |         |
|----------|---|-----|---|-------|-----|-------|---------|
|          |   | 2-0 | 0 |       | 0   |       | 0-0-2-4 |
| <b>T</b> | 2 | 0   | 3 | 3-2-3 | 2-3 | 0-2-3 | 0-2     |
| <b>A</b> | 3 | 2   |   |       |     | 3     |         |
| <b>B</b> | 0 |     | 2 |       | 0   |       | 0       |

12


|          |   |       |    |    |     |     |     |
|----------|---|-------|----|----|-----|-----|-----|
|          | 5 | 5-7-9 | 10 |    | 2-0 |     | 2-0 |
| <b>T</b> | 0 | 9-7-9 | 0  | 10 | 3   | 3-2 | 0   |
| <b>A</b> | 0 |       | 9  | 0  |     | 3   |     |
| <b>B</b> | 0 |       | 9  | 0  | 2   |     | 2   |

17

|          |   |
|----------|---|
| <b>T</b> | 0 |
| <b>A</b> | 0 |
| <b>B</b> | 0 |
|          | 2 |
|          | 2 |

# XXVI

29.06.2020



# XXVI

29.06.2020

**T  
A  
B**

2-2-0-2-3-2-0-0-2-3-3-2-0-2-3-0-2-0

0-3-2-3-0-4-2-0-3-0-2-3-0

0-0-0-0-0-0-0-0-0-0-0-0-0-0-0-0-0-0

|| | | | | | | | | | | | | | | |

|| | | | | | | | | | | | | | | |

|| | | | | | | | | | | | | | | |

8

**T  
A  
B**

0-2-2-2-0-2-3-3-2-0-0-5-5-7-8-7-5-5-7-8-5

2-3-0-3-2-3-0-3-0-8-8-8-7-7-7-7-7-7-7

2-0-0-0-2-7-7-7-7-7-7-7-7-7-7-7-7-7-7-7

|| | | | | | | | | | | | | | | | | | | | |

|| | | | | | | | | | | | | | | | | | | | |

|| | | | | | | | | | | | | | | | | | | | |

15

**T  
A  
B**

8-7-0-2-0-2-3-0-2-3-7-5-3-2-2-3-3-3-0

1-0-1-0-2-3-0-0-0-0-0-0-0-0-0-0-0-0-0-0

7-0-2-2-0-0-0-0-0-0-0-0-0-0-0-0-0-0-0

|| | | | | | | | | | | | | | | | | | | | |

|| | | | | | | | | | | | | | | | | | | | |

|| | | | | | | | | | | | | | | | | | | | |

# XXVII

01.07.2020

8

3

7

8

13

8

19

8

23

8

27

8


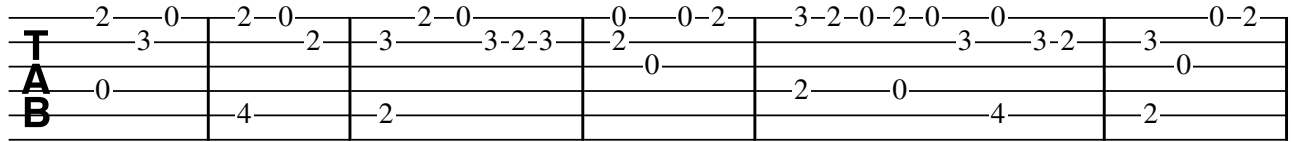
# XXVII

01.07.2020

2-0 2-0 2-0 0-0-2 3-2-0-2-0-0 0-2

3 2 3 3-2-3 2 3 3-2 3

0 4 2 2 0 4 2

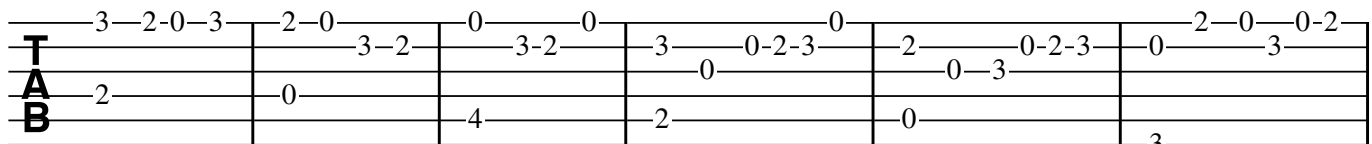


7

3-2-0-3 2-0 0-0 0 2-0-0-2

3-2 3-2 3 0-2-3 2 0-2-3 0 3

2 0 4 2 0 3

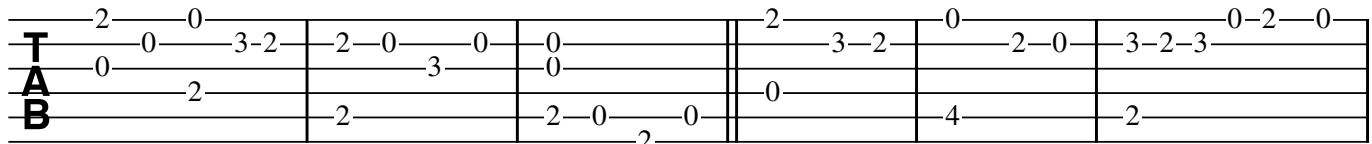


13

2-0 0 3-2 2-0 0 0 2 0-2-0

0 2 3 0 0 3-2 0 2-0 3-2-3 0-2-0

0 2 2-0 0 0 4 2




19

0 0-2 3-2-0-2-0 0 0 0-2-3 3-2-0-2-3-2

2-3-2-0-2-3 3-2-3 3-2-3 3 0-2-3 2

2 0 2

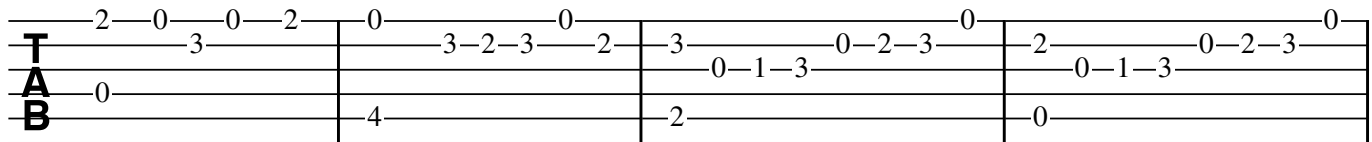


23

2-0 0-2 0 0 3-2-3 0 3 0-2-3 0 0-2-3 0

3 3-2-3 2 0-1-3 0-2-3 0-1-3 0-2-3

0 4 2 0



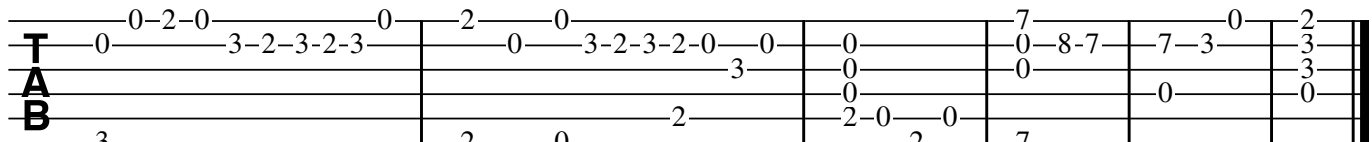
27

0-2-0 0 2-0 0 7 0 2

0 3-2-3-2-3 0 0 3-2-3-2-0 0 0 8-7 7-3 3

3 3 0 0 0 0 0 0


3 2 2 2 7 0 0





# XXVIII

02.07.2020



# XXVIII

02.07.2020

2-0 0 0-2 0-2 0-2-3 0 0 2-7-5-3

3 3 2 3 2 3 3-2 2-3 0 0

T A B 2 0 1 2 4 3

8

3-2-0-2 2-0-0 0-0-2 2-0-0 0

2 0 3 3 3-2 0-2-3 2-3 3 3 3-2 0 0-1-3 0-2-3

T A B 0 1-3-1 2 2

13

0 0-2-3 0 0 0-2-3 0 2-0 0 2-0 2



0-1-3 0-1-3 0-2-3 3 3-2-3-2 3 0 2-0 2

T A B 0 3 2 3 3 3 3 3 0 0 0 1 2

# XXIX

"Hvem ringer klokkene for?"

03.07.2020



# XXIX

"Hvem ringer klokkene for?"

03.07.2020

7

7

0 1-0-1 3 1 0 0 0 1-0-1

3 0-1-3 0-1-3 1-3 2 2 2 2 3 0-1-3

2 0 3 1

Diagram showing fret positions for measures 1-6.

7

7

0 0 2-3 2 3-2-0 5 4-2 4-2-1 2 0 0 0

1 1 1-3 0 0 2 2 3 2 4 4

3-2 0 1 3 0 2 0 0 4

Diagram showing fret positions for measures 7-14.

15

15

0 0 0 0 3 0 0 0-1-3 0-1 0-1-3 0

4 4 0 0 1-0-1 3 1-3 0-1-3

2 2 2 2 3 2 0 3

2 1 0 2 0 3

Diagram showing fret positions for measures 15-21.

22

22

0-0-0 0-0-0 3-3-3 0-1-0 H12 0 H12 0 0-1-0

1-1-1 5-5-5 4-4-4 1 0 1-0-1 3

3 3 3 2 2 3

1 0 0 0 0 0

3 3 3 3 3 3

Diagram showing fret positions for measures 22-26, including H12 (harmonic) markings.

27

27

0 0 0 0 0 1 0 0

6 3 3-1 1 0 1 3 1 1 3 1

0 0 3 2 3 2 0

3 3 2 0


Diagram showing fret positions for measures 27-30.

# XXX

"De ringer for deg"

07.07.2020

Harm12



7



14



21



28

Harm12



# XXX

"De ringer for deg"

07.07.2020

Harm12.....

Measures 1-6:

- Measure 1: T: 0, A: 0-1-3, B: 0
- Measure 2: T: 0, A: 0-1-3, B: 0
- Measure 3: T: 0-2-3, A: 1-0, B: 0
- Measure 4: T: 0-2, A: 3, B: 0
- Measure 5: T: 0, A: 4-3-2, B: 4
- Measure 6: T: 0, A: 3-2-3, B: 2

7

Measures 7-14:

- Measure 7: T: 2-0, A: 3-1, B: 0
- Measure 8: T: 0-2-3, A: 0-1-0, B: 2
- Measure 9: T: 2-0, A: 3-2, B: 2
- Measure 10: T: 2-0, A: 3-1, B: 2
- Measure 11: T: 2-0-2, A: 0, B: 2
- Measure 12: T: 3-2-0, A: 2, B: 2
- Measure 13: T: 3-2, A: 3-1, B: 2
- Measure 14: T: 3-2, A: 3-1, B: 2

15

Measures 15-21:

- Measure 15: T: 2, A: 3-1-0, B: 2
- Measure 16: T: 0, A: 1-0, B: 2
- Measure 17: T: 0-1-0, A: 3, B: 0
- Measure 18: T: 1-1-0, A: 3, B: 0
- Measure 19: T: 3-1-0, A: 3, B: 0
- Measure 20: T: 0-1-0, A: 1-0-1-3, B: 0
- Measure 21: T: 0-1-0, A: 2, B: 0

22

Measures 22-28:

- Measure 22: T: 0, A: 2, B: 0
- Measure 23: T: 0, A: 1-1, B: 0
- Measure 24: T: 0, A: 3-1, B: 0
- Measure 25: T: 0-1-3, A: 3, B: 2
- Measure 26: T: 1-0, A: 3, B: 0
- Measure 27: T: 1-0-0-1, A: 3, B: 0
- Measure 28: T: 1-1, A: 1-1, B: 1

29


Harm12.....

Measures 29-31:

- Measure 29: T: 0, A: 1, B: 2
- Measure 30: T: 0, A: 0-1, B: 2
- Measure 31: T: 0, A: 0, B: 0

# XXXI

08.07.2020



# XXXI

08.07.2020

II II

T 0-3-2 | 2 | 2 | 2 | 5-4-2 | 4-5 |  
A 4-0 | 3-3-2-0 | 3 | 2 | 2 | 2 |  
B 5-4 | 4-3 | 4 | 4-3 | 4 | 4 |

7

T 5-2-3-5 | 4-0-2-3 | 2-0-2 | 0 | 2-3-2 | 0-3-2-0 | 0 |  
A 4 | 2 | 3 | 3 | 0 | 0 |  
B 4 | 2 | 0 | 3 | 4 | 0 |



# XXXII

17.07.2020

Musical notation for the first system, measures 1-7. The key signature is three sharps (F#, C#, G#). The notation includes a treble clef, a common time signature, and a '3' below the staff. The melody consists of eighth and sixteenth notes, with some chords and rests.

Musical notation for the second system, measures 8-13. The key signature is three sharps (F#, C#, G#). The notation includes a treble clef, a common time signature, and an '8' above the staff. The melody continues with eighth and sixteenth notes, featuring some chords and rests.

Musical notation for the third system, measures 14-19. The key signature is three sharps (F#, C#, G#). The notation includes a treble clef, a common time signature, and a '14' above the staff. The melody continues with eighth and sixteenth notes, ending with a double bar line.

# XXXII

17.07.2020

TAB notation for the first system, measures 1-7. The notation is written on a six-line staff. The first line (top) contains fret numbers: 0, 0, 0, 2-3, 3, 2-0, 2-3. The second line contains: 0, 1-0-1-3, 1-0, 3, 2-3, 2-3, 3-2-0. The third line contains: 1-0-1-3, 3, 2, 1-2, 1-2, 2. The fourth line contains: 0, 0, 0, 0, 0, 0, 2. Vertical bar lines separate the measures. Below the staff are vertical tick marks indicating fret positions.

8

TAB notation for the second system, measures 8-14. The notation is written on a six-line staff. Measure 8: 0-2-4, 5-4-2, 4-2, 2-3. Measure 9: 0-2-3, 0, 5-4-2, 5-4-5-7. Measure 10: 4-2, 5-4-5-7. Measure 11: 4, 4, 4, 4, 4, 4, 4, 4, 4, 4, 4, 4. Measure 12: 4, 4, 4, 4, 4, 4, 4, 4, 4, 4, 4, 4. Measure 13: 4, 4, 4, 4, 4, 4, 4, 4, 4, 4, 4, 4. Measure 14: 3, 3, 3, 3, 3, 3, 3, 3, 3, 3, 3, 3. Roman numerals IV and III are placed above the staff. Arrows indicate fret changes. Below the staff are vertical tick marks indicating fret positions.

15

TAB notation for the third system, measures 15-21. The notation is written on a six-line staff. Measure 15: 2, 2, 3, 4, 4, 2. Measure 16: 0, 0, 1-0-1-3, 3-1-0, 0. Measure 17: 0, 0, 0, 0, 0, 0. Measure 18: 0, 0, 0, 0, 0, 0. Measure 19: 0, 0, 0, 0, 0, 0. Measure 20: 0, 0, 0, 0, 0, 0. Measure 21: 0, 0, 0, 0, 0, 0. Roman numeral II is placed above the staff. Below the staff are vertical tick marks indicating fret positions.

# XXXIII

"En kvinne kledd i solen, med måne under sine føtter"

17.07.2020

Musical score for "En kvinne kledd i solen, med måne under sine føtter". The score is written in treble clef with a key signature of two sharps (F# and C#) and a time signature of 8/8. The piece consists of seven staves of music, with measure numbers 5, 9, 12, 15, 18, and 20 indicated at the beginning of each staff. The notation includes various rhythmic values such as eighth and sixteenth notes, as well as rests and accidentals.

2

24

Musical staff 1: Treble clef, key signature of two sharps (F# and C#). The staff contains a sequence of notes and rests, with a fermata over the final measure. A small '8' is written below the first measure.

30

Musical staff 2: Treble clef, key signature of two sharps. The staff contains a sequence of notes and rests, with a fermata over the final measure. A small '8' is written below the first measure.

33

Musical staff 3: Treble clef, key signature of two sharps. The staff contains a sequence of notes and rests, with a fermata over the final measure. A small '8' is written below the first measure.

39

Musical staff 4: Treble clef, key signature of two sharps. The staff contains a sequence of notes and rests, with a fermata over the final measure. A small '8' is written below the first measure.

46

Musical staff 5: Treble clef, key signature of two sharps. The staff contains a sequence of notes and rests, with a fermata over the final measure. A small '8' is written below the first measure.

# XXXIII

"En kvinne kledd i solen, med måne under sine føtter"

17.07.2020

3 2 0 2 0 0

T 0 0 | 3 2 0 | 0 2 3 0 | 3 2 3 2 0 2 3 2 0 0

A 0 | 0 4 | 5 3 1 | 0 0 0 8

B 2 | 2 | | | | | | | | | |

0 2 | 2 | | | | | | | | | |

5

0 5 3 2 0 3 2 0 2 0 0

T 0 0 | 7 7 5 3 | 5 3 2 | 3 3 2 3 2 | 3 2 3 2 0 2 3 2 0 0

A 7 8 | 0 | 4 | 2 | 2 2

B 9 | 0 | | | | | | | | | |

10

0 0 2 0 2 3 2 3 2 0 2 0 0

T 0 0 | 0 2 3 2 3 3 0 2 3 | 2 3 2 0 2 0 3 2 3 0 2 0 0

A 5 3 1 0 | 2 0 | 3 2 | 2 2

B 5 | 0 | 3 | 2 | 2

13

0 2 2 2 0 0 0 0 0 0

T 0 0 | 0 0 2 3 0 | 0 2 2 0 0 0 0 | 3 2 3 2 0 2 3

A 5 3 1 0 | 1 0 1 3 | 0 0 2 | 5 3 3

B 5 | 2 | 0 | 0 | 0 | 0 | 0 | 0

17

0 2 3 2 0 0 2 0 3 2 0 0 2 3

T 0 0 | 0 2 3 | 2 3 2 0 0 2 0 | 3 2 0 0 2 2 0 2 3

A 1 0 1 3 | 0 2 3 | 4 0 | 5 4 5 3

B 1 | 0 | 3 | 0 | 0 | 0 | 0 | 0

20

0 2 0 2 3 2 0 2 0 2 2 0 2 3 3 3

T 3 2 3 3 2 3 2 0 2 0 | 0 0 | 2 0 2 3 | 3 3

A 1 0 | 5 4 5 | 0 0 | 0 0 3

B 1 | 0 | 2 | 3 | 2 | 0 | 0 | 0

2

24

0 3-2-3 | 3-2-0 | 2-0-2-3 | 0-0-2 | 3-0-2-0 | 0-3-2-0-4

**T** 4 | 2 | 2 | 3 | 0-2 | 3

**A**

**B**

30

0-2-3 | 3-2-3-2 | 0-0-2-0 | 2-2-5-3-2 | 0-2-3-2-3-3 | 3-7-5-3

**T** 5 | 4 | 5 | 3 | 1 | 0

**A**

**B**

33

0 3-2-3 | 3-3-3-2-3 | 2-0-2-3 | 0-0-2 | 2-2-0 | 3-2-0-2-3-0 | 0-2

**T** 0 | 0 | 3 | 1-3 | 2 | 3

**A** 4 | 2 | | | 2 | |

**B**

39

0 2-0 | 7-7 | 8-7 | 5-5-5 | 5-8-7-5 | 2-0 | 3-2-3 | 0

**T** 5-3-1-0 | 4 | 0 | 10-8 | 8 | 8 | 5

**A** 3 | 7

**B**

46

2-0-2-3-2-0 | 2-0 | 2-5-0 | 10-9 | 5-3 | 2

**T** 3 | 0 | 7-8-7 | 12-10 | 7-5 | 3

**A** 0 | 0 | 8 | | 0 | 3

**B** 2 | 0

# XXXIV

20.07.2020

The musical score consists of six staves of music, each beginning with a treble clef, a key signature of one sharp (F#), and an 8-measure bar line. The music is written in a style that combines traditional notation with modern rhythmic patterns.

- Staff 1:** Starts with a whole note chord (G4, B4, D5) and a bass note (G2). The melody features eighth and sixteenth notes, with a triplet of eighth notes at the end.
- Staff 2:** Continues the melodic line with eighth and sixteenth notes, including another triplet of eighth notes.
- Staff 3:** Features a more complex rhythmic pattern with sixteenth and thirty-second notes, and a triplet of eighth notes.
- Staff 4:** Shows a melodic line with eighth and sixteenth notes, ending with a double bar line and a fermata over a whole note chord.
- Staff 5:** Continues the melodic line with eighth and sixteenth notes, ending with a double bar line and a fermata over a whole note chord.
- Staff 6:** Ends with a melodic line of eighth and sixteenth notes, followed by a double bar line and a fermata over a whole note chord.

# XXXIV

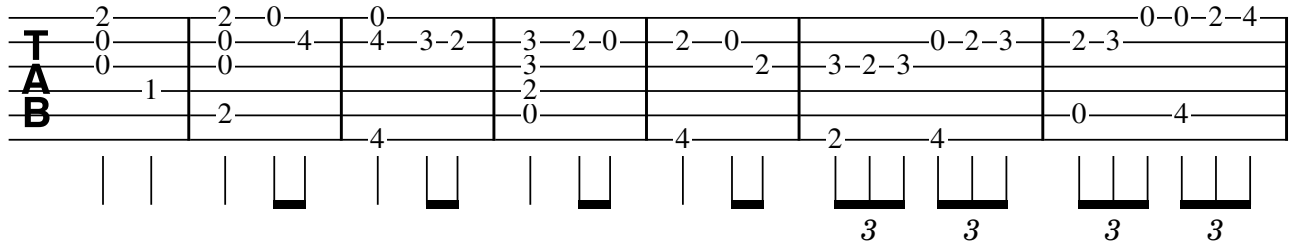
20.07.2020

2 2-0 0 0-0-2-4

T 0 0 4 4-3-2 3-2-0 2-0 0-2-3 2-3

A 0 0 0 3 3 2 3-2-3

B 1 2 4 0 4 2 4 0 4



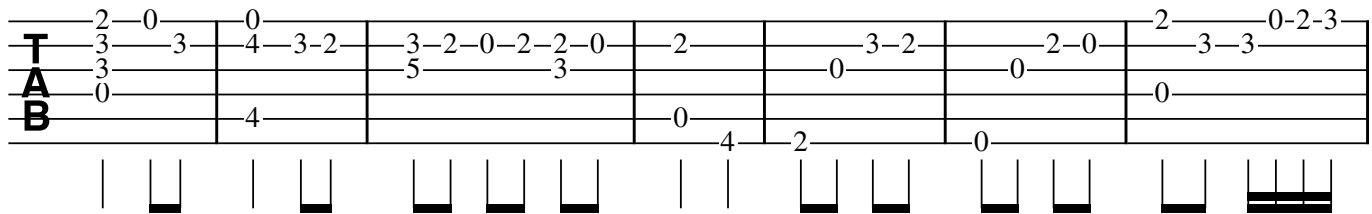
8

2-0 0 2-0-2-3

T 3 3 4 3-2 3-2-0-2-2-0 2 3-2 2-0 2-3-3

A 3 3 5 3 0 0 0

B 0 4 0 4 2 0 0



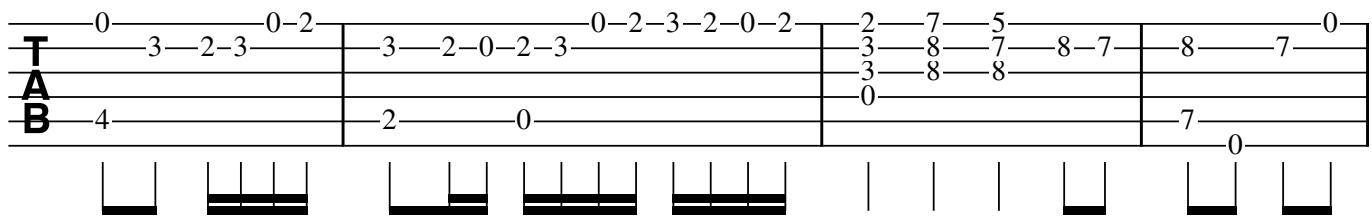
15

0 0-2 0-2-3-2-0-2 2-7-5 0

T 3-2-3 3-2-0-2-3 3-8-7-8-7 8-7

A 3-8-8 0

B 4 2 0 7 0



19

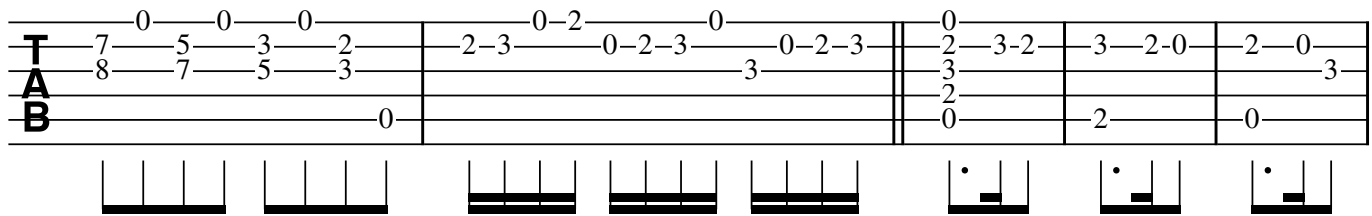
♩ = ♩.

0 0 0 0-2 0 0 2-3-2 3-2-0 2-0

T 7-5-3-2 2-3 0-2-3 0-2-3 2-3-2 3-2-0 2-0

A 8-7-5-3 3 3 2 3 3

B 0 0 2 0



24

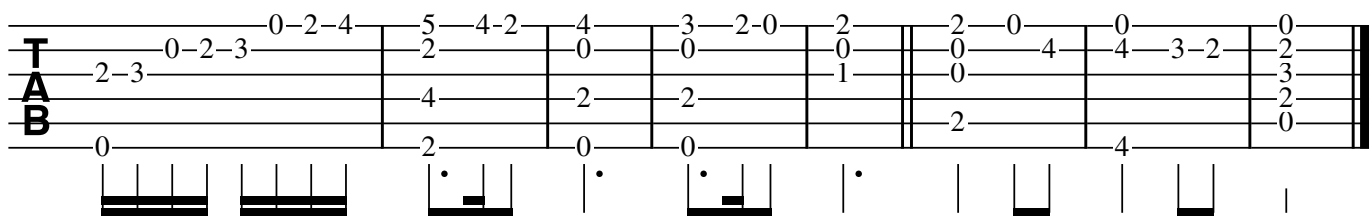
♩. = ♩

0-2-4 5-4-2 4 3-2-0 2 2-0 0 0

T 0-2-3 2 0 0 0 0 0 4 4-3-2 2

A 2-3 4 2 2 1 0 3

B 0 2 0 0 2 4 0





# XXXV

22.07.2020

Moderato

6

11

16

21

Adagio

27

36

# XXXV

22.07.2020

Moderato

TAB

2-3-5 0-2 2-0 0 2-3-5 0-2 0-2-3 0 0-2 0

3 3-2-3 3 2-3 2-3 3-2-3

0 3 0 4 2 0

6

TAB

2-0 0 2-3-5 0-2 0-2-3 0

0-2-3 3 3 3-2-2 2-2-0 0 3 2-2-3 2-3 0

3 2 0 2 2 0

11

TAB

3-2-3-2-3 0 0-2-3 0-2-3 2-0 0 3-2 0 0-2-3-2-3 0 3 0-2

5 3 1 0 0 3 3-2 0 4 5 3 1

2 2

17

TAB

2-3-2-3-2-3-2 2-3-5 2-0 2-2 0-0

0 3 0-2 3 3-2-3 0 3-3-3 2-2-2

0 5 0 3

21

Adagio

TAB

2 2 2-0 0 1 1-0 0

3 3 3 3 0-1-3 0-2-3 3 3 1-3-1 3 6

0 0 0

27

TAB

8-6 0 0 1 1-0 0 0

6 3 2-3-2 3 3 1-0-1-3 1-0 1-3 6 3

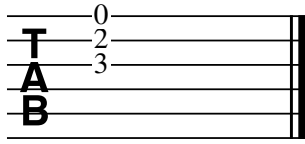
3 3 3 3 3 3 3 3

7 0 0 0 0 0 2 0

0 0 0

2


36



|•

# XXXVI

29.07.2020



# XXXVI

29.07.2020

2 0 0-2-3-2 2 0 0-2-3-2 0-2-0

**T** 0-3-2-3-2 0 0-2-3 0 3-2-3-2 2-2-3-3

**A** 0 1-0-1-3 3 1 3-2-0

**B** 2 2 2 2 2

7

0 0 0 0-2 2-0 7-5 5

**T** 2-3-2 3-2-3-2-3 2-0-2 2-0 2-3 3-0 8-8 7-8-7

**A** 5 3-3 0 0 0 0 0 8 8

**B** 3 2 7

15

0 2 0 0 2-0 0 0

**T** 8-7-7 0-3 2-3-2 0-2-3-2-3 0-2-0-2 3-3-2 2-3-2

**A** 0 0 3 0-2-3-2-3 3 0 3-2 3-2

**B** 0 2 2 2 2 2 2 3

21

2 2 2 2 2 2 2 2





**T** 2 2 3 2 3 4 3 4 4 4 4 4 4 4 2

**A** 3 3 4 4 4 4 4 4 4 4 4 4 4 4

**B** 4 4 4 4 4 4 4 4 4 4 4 4 4 4

# XXXVII

31.07.2020



# XXXVII

31.07.2020

7

7-measure guitar TAB system. The top staff (TAB) contains fret numbers: 2-0, 2-3-2, 2-0, 2-0, 2-0, 0-2-3, 2-0. The middle staff (TAB) contains fret numbers: 0, 5, 3, 3-2, 0, 3, 2-3, 0-2-3, 1, 2. The bottom staff (TAB) contains fret numbers: 2, 2. Vertical bar lines are present below the bottom staff.

7

7-measure guitar TAB system. The top staff (TAB) contains fret numbers: 3-2, 0, 3-2, 2-0, 2-0, 0, 2, 3-2, 0-2-3, 0-2. The middle staff (TAB) contains fret numbers: 3, 3-2, 3, 3, 4-3-2, 3-2-0, 0, 0-2-3, 0-2-3. The bottom staff (TAB) contains fret numbers: 2-1, 4, 0, 0, 4, 2, 2. Vertical bar lines are present below the bottom staff.

14

3-measure guitar TAB system. The top staff (TAB) contains fret numbers: 3-2-0-2-0, 0, 2-0-2-3, 2-2-2-2-0. The middle staff (TAB) contains fret numbers: 3, 3-2-3-2, 0, 0-2-3, 2-0, 0-0-0-3, 3-2-0, 0. The bottom staff (TAB) contains fret numbers: 4, 4, 2. Vertical bar lines are present below the bottom staff.

17

Molto adagio

7-measure guitar TAB system. The top staff (TAB) contains fret numbers: 0, 2-2-2, 2-0, 0, 8-7-8, 7-3-5-2, 0, 0, 2. The middle staff (TAB) contains fret numbers: 0-2-3, 0, 0, 3, 8-7-8, 0, 3-1-0, 0-2-3, 0. The bottom staff (TAB) contains fret numbers: 4, 5, 2, 1, 7, 2. Vertical bar lines are present below the bottom staff.

# XXXVIII

05.08.2020

Musical staff 1: Treble clef, key signature of two sharps (F# and C#). The staff contains a sequence of chords and melodic fragments. It begins with a whole note chord (F#4, C#5, G#4, F#4) with an '8' below it. This is followed by a half note chord (F#4, C#5, G#4, F#4) and a quarter note chord (F#4, C#5, G#4, F#4). The staff then transitions to a bass clef with a whole note chord (F#3, C#4, G#3, F#3) and a quarter note chord (F#3, C#4, G#3, F#3). The staff concludes with two triplet eighth notes (F#4, C#5, G#4) and another triplet eighth note (F#4).

Musical staff 2: Treble clef, key signature of two sharps (F# and C#). The staff contains a sequence of chords and melodic fragments. It begins with a whole note chord (F#4, C#5, G#4, F#4) with an '8' below it. This is followed by a quarter note chord (F#4, C#5, G#4, F#4) with a '3' below it, a quarter note chord (F#4, C#5, G#4, F#4), and a quarter note chord (F#4, C#5, G#4, F#4). The staff then transitions to a bass clef with a quarter note chord (F#3, C#4, G#3, F#3) and a quarter note chord (F#3, C#4, G#3, F#3). The staff concludes with a quarter note chord (F#4, C#5, G#4, F#4) with a '3' below it, a quarter note chord (F#4, C#5, G#4, F#4) with a '3' below it, and a quarter note chord (F#4, C#5, G#4, F#4).

Musical staff 3: Treble clef, key signature of two sharps (F# and C#). The staff contains a sequence of chords and melodic fragments. It begins with a quarter note chord (F#4, C#5, G#4, F#4) with an '8' below it. This is followed by a quarter note chord (F#4, C#5, G#4, F#4), a quarter note chord (F#4, C#5, G#4, F#4), a quarter note chord (F#4, C#5, G#4, F#4), a quarter note chord (F#4, C#5, G#4, F#4), a quarter note chord (F#4, C#5, G#4, F#4), and a quarter note chord (F#4, C#5, G#4, F#4). The staff concludes with a quarter note chord (F#4, C#5, G#4, F#4).



# XXXVIII

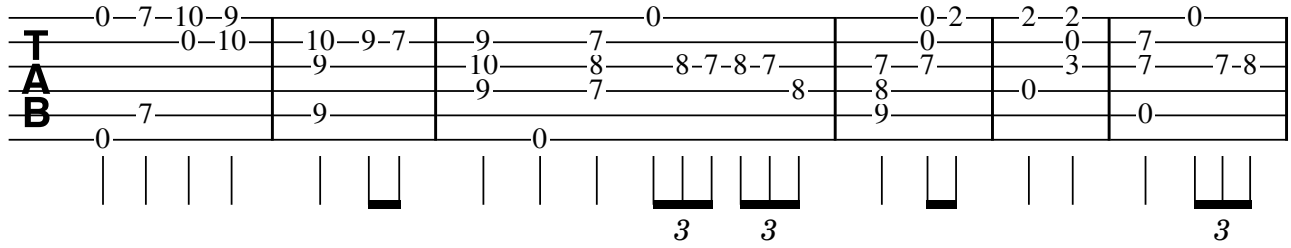
05.08.2020

0-7-10-9 | 0-10 | 10-9-7 | 9-7-0 | 0-2 | 2-2 | 0-7-0 | 7-7-8

7 | 9 | 10-8-8-7-8-7 | 8-7-7 | 0-3 | 7-7-8

0 | 7 | 9 | 0 | 8 | 8 | 0 | 0

3 3 3



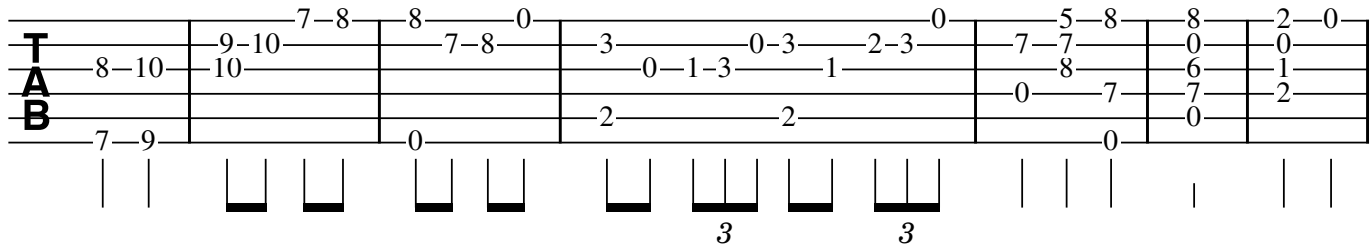
7

7-8 | 8-0 | 0-5-8 | 8-2-0 | 9-10 | 10-7-8 | 7-8 | 3-0-1-3 | 0-3 | 2-3 | 7-7 | 0-6 | 0-1 | 0-0

8-10 | 10 | 0-2 | 2 | 0-7 | 7 | 0-7 | 6-7 | 0-2

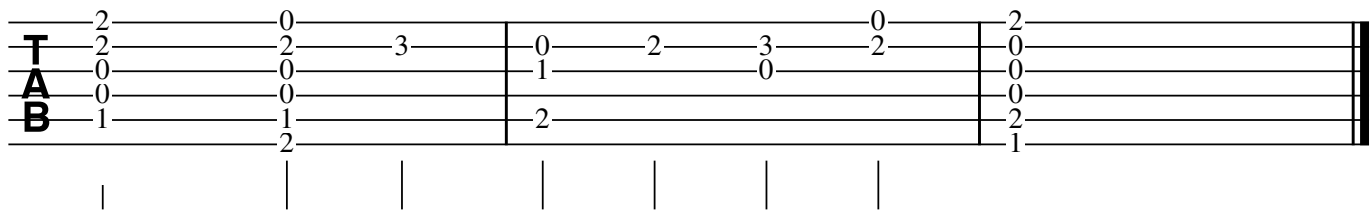
7-9 | 0 | 2 | 2 | 0 | 0

3 3



14

2-0 | 2-3 | 0-2-3-0 | 2-0-2 | 2-0-0-0 | 0-0-0-0 | 1-1 | 2-2 | 1-1



# XXXIX

06.08.2020

Musical notation for the first system, measures 1-4. The notation is in treble clef with a key signature of one sharp (F#). The bass line is indicated by a '8' below the staff. The melody consists of quarter and eighth notes. Above the final three notes of the system, the labels 'H5', 'H4', and 'H3' are written.

Musical notation for the second system, measures 5-10. The notation is in treble clef with a key signature of one sharp (F#). The bass line is indicated by an '8' below the staff. The melody continues with quarter and eighth notes. Above the first three notes of the system, the labels 'H4', 'H3', and 'H2+' are written.

Musical notation for the third system, measures 11-15. The notation is in treble clef with a key signature of one sharp (F#). The bass line is indicated by an '8' below the staff. The melody features dotted notes and rests. Above the first three notes of the system, there are labels: a sharp sign (#), a flat sign (b), and a flat sign (b).

Musical notation for the fourth system, measures 16-20. The notation is in treble clef with a key signature of one sharp (F#). The bass line is indicated by an '8' below the staff. The melody concludes with a final note and a double bar line.

# XXXIX

06.08.2020

**TAB**

H5 H4 H3 H4 H3 H2+

H2+ Realiseres ca 1/4 over båndet

7

**TAB**

15

**TAB**

# XL

06.08.2020



# XL

06.08.2020

A guitar TAB for the piece 'XL'. It consists of six staves. The top three staves are labeled 'T', 'A', and 'B' vertically. The bottom three staves are unlabeled. The notation includes fret numbers (0-5) and fingerings (1-3) for various notes. Below the staves, there are vertical lines and horizontal bars representing fret positions and string plucking.

8

A guitar TAB for measure 8. It consists of six staves. The top three staves are labeled 'T', 'A', and 'B' vertically. The bottom three staves are unlabeled. The notation includes fret numbers (0-3) and fingerings (1-2) for various notes. Below the staves, there are vertical lines and horizontal bars representing fret positions and string plucking.

# XLI

06.08.2020



# XLI

06.08.2020

9

9

TAB notation for measures 1-8. The notation is on a six-line staff. The top line (treble clef) has notes: 2-5-5, 7-7-8, 7-0, 3-2-0, 2-0, 0-2-3, 0, 2-5, 8-7-0, 2-3-3. The middle line (bass clef) has notes: 0, 8, 0, 2, 2, 0, 1, 0, 8, 0, 3. The bottom line (bass clef) has notes: 0, 0, 2, 2, 0, 0, 7, 0, 0, 3. Vertical bar lines are present at the end of each measure. Below the staff are vertical tick marks and rectangular blocks representing fretted notes.

9

9

TAB notation for measures 9-16. The notation is on a six-line staff. The top line (treble clef) has notes: 0, 3-2, 3-2-0, 2-3, 0-2, 2-0, 0-2-3-2, 3, 0-2-0, 2-3, 0-2, 2-3-0. The middle line (bass clef) has notes: 4, 2, 0, 3, 2, 5, 3, 2. The bottom line (bass clef) has notes: 4, 2, 0, 3, 2, 5, 3, 2. Vertical bar lines are present at the end of each measure. Below the staff are vertical tick marks and rectangular blocks representing fretted notes.

17

17

TAB notation for measures 17-22. The notation is on a six-line staff. The top line (treble clef) has notes: 0-2-3, 3, 2, 0-2, 0, 2-0, 0-2-3, 2-0, 0-2-3. The middle line (bass clef) has notes: 3, 0, 0, 2-3, 0-2-3, 3, 0-2-3, 3, 3, 2. The bottom line (bass clef) has notes: 2, 2, 0, 2-3, 2, 0, 2, 0. Vertical bar lines are present at the end of each measure. Below the staff are vertical tick marks and rectangular blocks representing fretted notes.

23

23

TAB notation for measures 23-30. The notation is on a six-line staff. The top line (treble clef) has notes: 0-2, 3, 0-2-3, 2, 0-3, 0, 3-2, 0, 0-2-3, 0-2-0, 0, 2, 0. The middle line (bass clef) has notes: 0, 0, 0, 3, 0, 0, 0, 3, 0, 3, 0, 0, 0. The bottom line (bass clef) has notes: 2, 3, 2, 2, 2, 2, 2-3-2-0, 3-2-3, 2. Vertical bar lines are present at the end of each measure. Below the staff are vertical tick marks and rectangular blocks representing fretted notes.

# XLII

08.08.2020

Musical staff 1: Treble clef, key signature of three sharps (F#, C#, G#), 8/8 time signature. The staff contains a sequence of chords and eighth notes. A triplet of eighth notes is marked with a '3' at the end of the staff.

Musical staff 2: Treble clef, key signature of three sharps (F#, C#, G#), 8/8 time signature. The staff contains a sequence of chords and eighth notes. A triplet of eighth notes is marked with a '3' at the end of the staff.

Musical staff 3: Treble clef, key signature of three sharps (F#, C#, G#), 8/8 time signature. The staff contains a sequence of chords and eighth notes. Two triplets of eighth notes are marked with '3'.

Musical staff 4: Treble clef, key signature of three sharps (F#, C#, G#), 8/8 time signature. The staff contains a sequence of chords and eighth notes. A measure with a dotted quarter note is marked with a '3' above it.

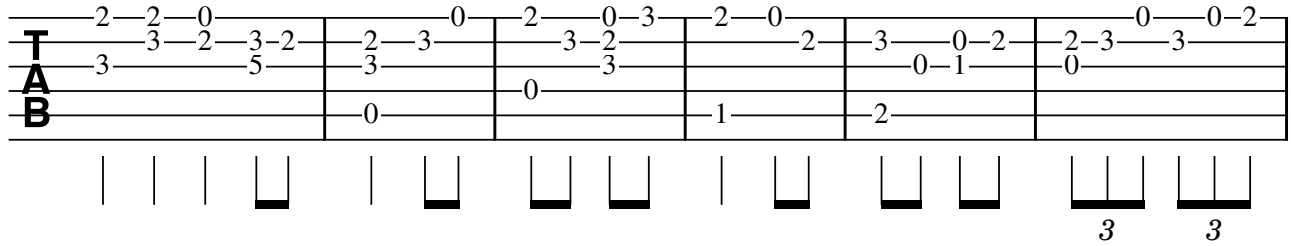
Musical staff 5: Treble clef, key signature of three sharps (F#, C#, G#), 8/8 time signature. The staff contains a sequence of chords and eighth notes, ending with a double bar line.



# XLII

08.08.2020

7



7

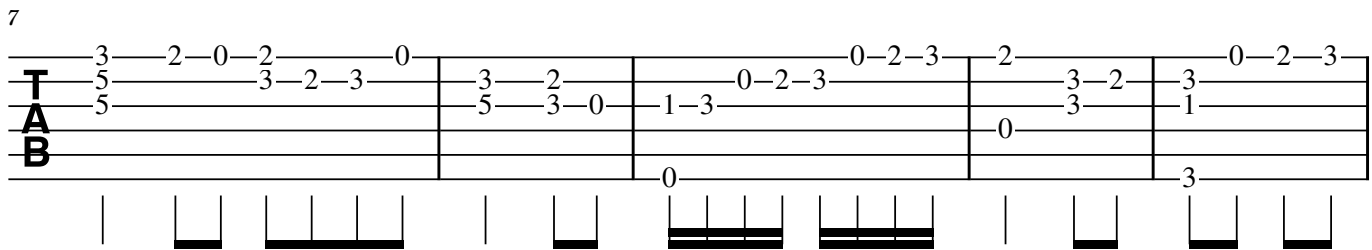
2-2-0 | 0-2-0-3 | 2-0 | 3-0-2 | 2-3-3-0-2

3-3-2-3-2 | 2-3 | 3-2 | 0-1 | 0-3

3 | 0 | 1 | 2

3 3

7



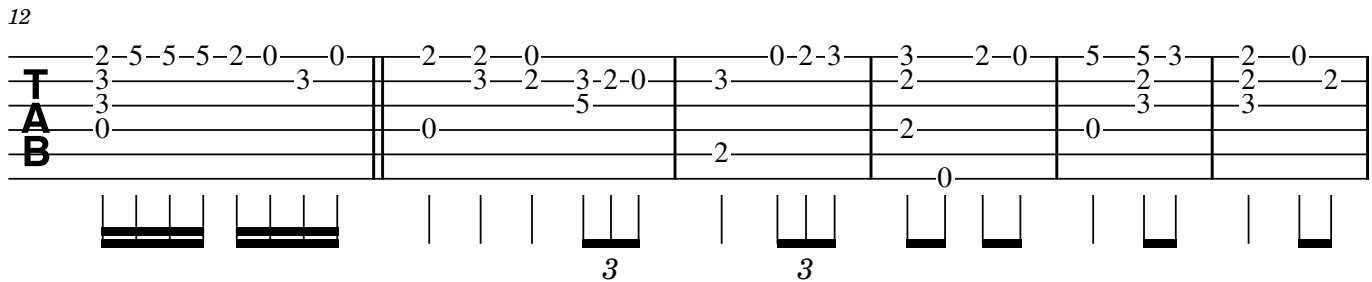
7

3-2-0-2 | 0-3-2 | 0-2-3 | 2-3-2 | 3-0-2-3

5-3-2-3 | 5-3-0 | 1-3 | 0 | 3-1

5 | 0 | 3

12



12

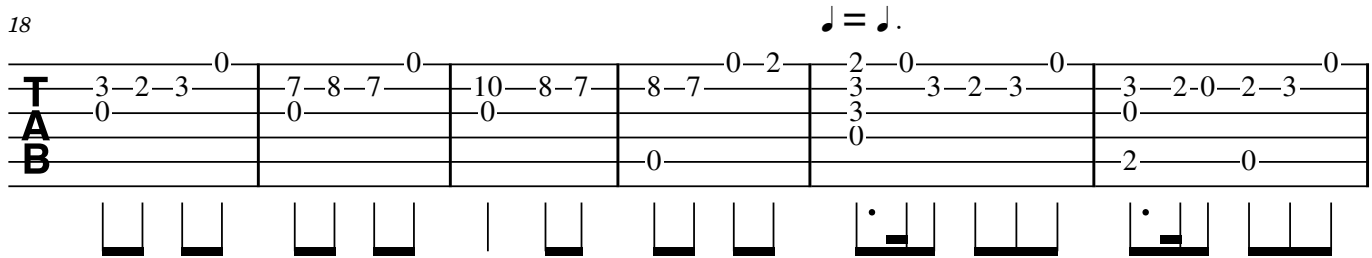
2-5-5-5-2-0 | 0-2-2-0 | 0-2-3 | 3-2-0 | 5-5-3 | 2-0

3-3-3 | 3-2-3-2-0 | 3 | 2-2-0 | 2-3 | 2-2

3 | 0 | 2 | 2 | 0 | 3

3 3

18



18

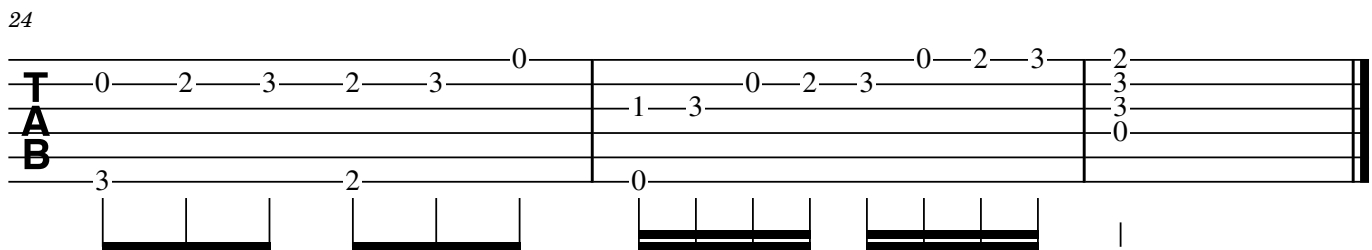
3-2-3 | 0-7-8-7 | 10-8-7 | 8-7 | 0-2 | 2-0 | 0-3-2-3 | 0-3-2-0-2-3 | 0

0 | 0 | 0 | 0 | 0 | 0 | 0 | 0

0 | 0 | 2 | 0

♩ = ♩.

24






24

0-2-3 | 2-3-0 | 1-3 | 0-2-3 | 0-2-3 | 2-3-3-0

3 | 2 | 0 | 3 | 0

# XLIII

09.08.2020



# XLIII

09.08.2020

7

7  
T  
A  
B

2 7 5 8 7 0 10 7 8 5 2 0 0 2 7  
3 8 8 8 7 0 10 7 8 5 3 3 3 0 2 3 8  
0 7 9 5 7 4 0 0 0

Diagram showing fret positions for measures 7-14. Measure 7: 2-3-8, 8-8, 8-7-0. Measure 8: 10-7-8-5. Measure 9: 2-0, 3-3-2, 0-3-0-2. Measure 10: 2-7, 3-8. Measure 11: 0. Measure 12: 7. Measure 13: 9-5-7-4. Measure 14: 0.

15

15  
T  
A  
B

5 3 2 0 0 0 2 3 3 2 3 5 2 3 3 3 3 0 2 2  
7 5 3 0 2 2 3 3 2 3 5 3 3 3 3 2 3 3 2 2  
0 0 0 2 3 3 3 0 4 3 2 3 0 3 2 3 3 0 0

Diagram showing fret positions for measures 15-23. Measure 15: 5-7, 3-5, 2-0, 0-0. Measure 16: 0-2-3, 2-2, 3-3. Measure 17: 3-2-3-5, 2-3, 3-4. Measure 18: 2-3, 3-3, 3-3. Measure 19: 0-3-2-3. Measure 20: 2-2, 3-3. Measure 21: 3-5-7, 5-7-8. Measure 22: 9-10, 10-10. Measure 23: 2-2, 3-3. Measure 24: 0-0.

24

24  
T  
A  
B

0 3 2 3 2 0 2 0 0 0 2 3 0 2 0 2 2 3 5 7 9 10  
3 2 3 2 0 0 4 5 3 5 2 3 3 3 5 7 8 10 10 10  
2 0 2 2 0 0 0 0 3 0 3 0 3 5 7 8 10 0

Diagram showing fret positions for measures 24-26. Measure 24: 0-3-2, 3-2-0, 2-0-0, 0-2-3, 0-2, 0-0, 2-2, 3-5-7. Measure 25: 9-10, 10-10. Measure 26: 2-2, 3-3, 3-3, 0.

24


24  
T  
A  
B

10 8 7 8 8 7 0 2 3 3 3 0

Diagram showing fret positions for measures 27-29. Measure 27: 10-8, 7-8. Measure 28: 8-7, 0. Measure 29: 2-3, 3-3, 3-0.

# XLIV

10.08.2020



# XLIV

10.08.2020

**T**  
**A**  
**B**

3-3-3 | 5-3-2 | 3-5-0 | 6-8-10 | 8-10-10 | 7-10-9 | 10-9-10 | 7-8-7-8-10

5 | 3 | 5 | 7 | 8 | 9 | 8 | 0

5 | 3 | 4 | 6 | 7 | 0

0

8

**T**  
**A**  
**B**

10 | 3 | 2-0 | 0-0-0-0-0-0 | 0-2-3 | 2


0 | 0 | 0 | 4 | 5-3-2 | 3-0 | 0-2-3 | 0

0 | 0 | 0 | 4 | 4-2-1 | 4 | 5 | 0

9 | 2 | 2 | 2 | 2 | 2

# XLV

10.08.2020



# XLV

10.08.2020

9 9 H12 7 2-0 0-2-3 3-2-2-0 0

10 10 8 3-0 2 2-3 2-0 3-2-3-2-3

0 0 2 0 0 5

9 7 0-2-3 2

Detailed description: This system of TAB notation consists of six horizontal lines representing guitar strings. The top line (1st string) has fret numbers 9, 9, 7, 2-0, 0-2-3, 3-2-2-0, and 0. The second line (2nd string) has fret numbers 10, 10, 8, 3-0, 2, 2-3, 2-0, and 3-2-3-2-3. The third line (3rd string) has fret numbers 0, 0, 2, 0, 0, 5. The fourth line (4th string) has fret numbers 9, 7, 0-2-3, and 2. The fifth and sixth lines (5th and 6th strings) are empty. Vertical bar lines separate the measures. Below the strings, there are bridge pickup symbols (represented by two short horizontal bars) under the 4th, 5th, 6th, 7th, 8th, 9th, 10th, and 11th fret positions. A label 'H12' is positioned above the 3rd measure.

8

2 7 9 10 12 14

3 8 10 10 10 0


7 10 0 9 9 0

0 7 0 9 9 0

Detailed description: This system of TAB notation consists of six horizontal lines representing guitar strings. The top line (1st string) has fret numbers 2, 7, 9, 10, 12, and 14. The second line (2nd string) has fret numbers 3, 8, 10, 10, 10, and 0. The third line (3rd string) has fret numbers 7, 10, 0, 9, 9, and 0. The fourth line (4th string) has fret numbers 0, 7, 0, 9, 9, and 0. The fifth and sixth lines (5th and 6th strings) are empty. Vertical bar lines separate the measures. Below the strings, there are bridge pickup symbols (represented by two short horizontal bars) under the 1st and 2nd fret positions. A label '8' is positioned to the left of the first measure.

# XLVI

11.08.2020





# XLVI

11.08.2020

7-5-3-2 | 2-0-2-3 | 2 | 3-2-0 | 7-5-3 | 3-2-0 | 2  
5-3-2 | 0 | 0-2 | 0-2-0 | 5-3 | 1 | 0-2  
5 | 0 | 0 | 0 | 5-3 | 1 | 2  
2 | 2

Diagram showing fret positions for the first system (measures 1-6). Measure 1: 7-5-3-2 (top), 5-3-2 (middle), 5 (bottom). Measure 2: 2-0-2-3 (top), 0 (middle), 0 (bottom). Measure 3: 2 (top), 0-2 (middle), 0 (bottom). Measure 4: 3-2-0 (top), 0-2-0 (middle), 0 (bottom). Measure 5: 7-5-3 (top), 5-3 (middle), 5-3 (bottom). Measure 6: 3-2-0 (top), 1 (middle), 1 (bottom). Measure 7: 2 (top), 0-2 (middle), 2 (bottom).

8

3-2-3-0 | 2-0 | 2 | 3-0-2-3 | 0 | 2 | 3-0 | 2  
0 | 3-0-2 | 0 | 0 | 0 | 0 | 2  
2-0-3-0 | 2 | 2-0-3-0 | 2  
2 | 2

Diagram showing fret positions for the second system (measures 7-9). Measure 7: 3-2-3-0 (top), 0 (middle), 2-0-3-0 (bottom). Measure 8: 2-0 (top), 3-0-2 (middle), 2 (bottom). Measure 9: 2 (top), 0 (middle), 2-0-3-0 (bottom). Measure 10: 2 (top), 0 (middle), 2 (bottom). Measure 11: 3-0 (top), 0 (middle), 2 (bottom). Measure 12: 2 (top), 2 (middle), 2 (bottom).

# XLVII


12.08.2020



Musical staff 1, measures 1-6. The staff is in treble clef with a key signature of two sharps (F# and C#). It begins with a bass line of two low notes (C2 and G1) and an 8-measure rest. The melody starts with a dotted quarter note G4, followed by eighth notes A4, B4, and C5. Measures 3 and 4 contain triplet eighth notes. The piece concludes with a double bar line and a final chord.




Musical staff 2, measures 7-13. The staff continues in treble clef with two sharps. It begins with a bass line of two low notes and an 8-measure rest. The melody consists of quarter and eighth notes, including a dotted quarter note G4. The piece ends with a double bar line and a final chord.



Musical staff 3, measures 14-20. The staff continues in treble clef with two sharps. It begins with a bass line of two low notes and an 8-measure rest. The melody features eighth and quarter notes, including a dotted quarter note G4. The piece ends with a double bar line and a final chord.



Musical staff 4, measures 21-27. The staff continues in treble clef with two sharps. It begins with a bass line of two low notes and an 8-measure rest. The melody is primarily composed of eighth notes, including a dotted quarter note G4. The piece ends with a double bar line and a final chord.



Musical staff 5, measures 28-34. The staff continues in treble clef with two sharps. It begins with a bass line of two low notes and an 8-measure rest. The melody starts with triplet eighth notes, followed by quarter and eighth notes, including a dotted quarter note G4. The piece ends with a double bar line and a final chord.

# XLVII

12.08.2020

7

7

3

3

Detailed description: This block contains the first six measures of the piece. The notation is written on a six-line staff. The top line (treble clef) has notes: 2-3-3-2-0-2-0 | 7-5 | 7-8-7 | 5-3 | 2-0 | 3-2-0-2. The second line (bass clef) has notes: 3-5-0-0 | 8 | 8-8-7 | 6 | 3-3 | 0. The third line (bass clef) has notes: 3-1-0-9 | 10 | 8 | 6 | 5 | 0. The fourth line (bass clef) has notes: 0 | | | | | 2. The fifth line (bass clef) has notes: | | | | | 2. The sixth line (bass clef) has notes: | | | | | |. There are two triplets indicated by a '3' below the first two measures. There are also some rhythmic markings like a dot and a slash in the fifth measure.

7

7

3

3

Detailed description: This block contains measures 7 through 13. The notation is on a six-line staff. The top line (treble clef) has notes: 3-0-0-2 | 3-2-0 | 2-0-0 | 2-7-5 | 0 | 7-8-10 | 10-8-7 | 8-7-0. The second line (bass clef) has notes: 2-0 | 1 | 3 | 8 | 8 | 8-10 | 10-8-7 | 8-7-0. The third line (bass clef) has notes: 0-2 | 1 | 3 | 8 | 8 | 8-10 | 10-8-7 | 8-7-0. The fourth line (bass clef) has notes: 0-2 | 2 | | | | | 9 | 7. The fifth line (bass clef) has notes: | | | | | | | | |. The sixth line (bass clef) has notes: | | | | | | | | |. There are rhythmic markings like a dot and a slash in measures 7, 8, 10, and 11.

14

14

3

3

Detailed description: This block contains measures 14 through 20. The notation is on a six-line staff. The top line (treble clef) has notes: 2-3-5-0-2-3 | 0-0 | 0-7-5 | 5-8-7 | 2-10-10 | 9-7-10-10. The second line (bass clef) has notes: 0-5-7-0 | 8-0-7 | 7-8-7 | 3-3 | 0-0 | 10-10. The third line (bass clef) has notes: 0-5-7-0 | 8-0-7 | 7-8-7 | 3-3 | 0-0 | 10-10. The fourth line (bass clef) has notes: 3-5 | 7 | | | | | 0. The fifth line (bass clef) has notes: | | | | | | | | |. The sixth line (bass clef) has notes: | | | | | | | | |. There are rhythmic markings like a dot and a slash in measures 16, 17, 19, and 20.

21

21

3

3

Detailed description: This block contains measures 21 through 27. The notation is on a six-line staff. The top line (treble clef) has notes: 5-7-8-7 | 8-7-0 | 7-8-7-0 | 3-0-2-3 | 5-3-2-0 | 3-0-2-3 | 2-3-0-2. The second line (bass clef) has notes: 7-7 | 7-7 | 7-8-7 | 0 | 0 | 3-0-2-3 | 2-3-0-2. The third line (bass clef) has notes: 7-7 | 7-7 | 7-8-7 | 0 | 0 | 3-0-2-3 | 2-3-0-2. The fourth line (bass clef) has notes: 0-0 | 0 | 0 | 0 | 0 | 2 | 0. The fifth line (bass clef) has notes: 0-0 | 0 | 0 | 0 | 0 | 2 | 0. The sixth line (bass clef) has notes: | | | | | | | | |. There are rhythmic markings like a dot and a slash in measures 21, 22, 23, 24, 25, 26, and 27.

28

28

III

3

3

Detailed description: This block contains measures 28 through 34. The notation is on a six-line staff. The top line (treble clef) has notes: 0-2-3-2-3 | 0-2-7-5 | 10-9-7-5-3 | 5-3-2 | 2-3-2-3. The second line (bass clef) has notes: 0-8-7-8-7 | 10-10 | 3-5-3 | 3-3-2 | 3-3-3. The third line (bass clef) has notes: 0-8-7-8-7 | 10-10 | 3-5-3 | 3-3-2 | 3-3-3. The fourth line (bass clef) has notes: 0-2 | 2 | 9 | 5 | 5 | 0. The fifth line (bass clef) has notes: 3-2 | 2 | 9 | 5 | 5 | 0. The sixth line (bass clef) has notes: | | | | | | | | |. There are two triplets indicated by a '3' below the first two measures. There is a Roman numeral 'III' above measure 30. The piece ends with a double bar line in measure 34.


# XLVII

Studium  
12.08.2020

Adagio



The first musical staff begins with a treble clef, a key signature of two sharps (F# and C#), and a common time signature (C). A small number '8' is positioned below the staff. The notation includes several chords and melodic lines, with some notes beamed together.



The second musical staff continues the piece, featuring a treble clef, the same key signature, and common time. A small number '8' is located at the beginning. It contains two triplet markings (indicated by a '3' over the notes) and ends with a double bar line and repeat dots.

# XLVII

Studium  
12.08.2020

Adagio





First system of guitar tablature. The staff is labeled 'TAB' on the left. The notes are: 10-10, 9-7, 5-0, 8-7, 7-8-7, 0-0, 0-2-3, 5-3-2-0. The fret numbers are written above the strings. Below the staff are vertical bar lines and a few slanted lines indicating fingerings or accents.

8

Second system of guitar tablature. The staff is labeled 'TAB' on the left. The notes are: 0-2-3, 2-3, 0-2, 0-2-3-2-3, 2-7-5, 10-9, 7-8, 3-2, 0-10, 8. The fret numbers are written above the strings. Below the staff are vertical bar lines and some slanted lines. There are two triplets marked with a '3' below the staff.

# XLVIII

12.08.2020



# XLVIII

12.08.2020

3 2-7 5 8-7 8-5-7 7 10-8-7 8-7-8 0 0 0 0 0

TAB 2 2 0 7 5 3

7

0 0 0 0 0 0 0 0 0 0 0 0 0 0 0 0

TAB 2 3 5 7 10 12 10 8 7 5 3 1 0 1 3 0 2 3

11

0 0 2-3 5 7-5 0 7 5

TAB 3-1-3 0-2-3 0-2-3 5 8 8-7 8 10 8 7 7-8-7

17

7-5 2 0-2-0 0 2-0 0 0

TAB 8 3-2 0-2-3 3 3-2-3-2 0 0

22

2 0 0 0 2 2

TAB

# XLIX

13.08.2020





# XLIX

13.08.2020

9

9

10-9-7 | 9 | 10-9 | 0-2-3 | 0-2-7 | 5-8-7 | 8-5-8 | 3-2-0-0 | 0-2

0 | 0 | 0 | 3-8 | 7-8-7 | 8-5-8 | 3-2-0-0 | 0-2

10-9-7 | 9 | 10-9 | 0-2 | | | | | | |

Diagram showing fret positions for measure 9. The top staff (TAB) shows fret numbers: 10-9-7, 9, 10-9, 0-2-3, 0-2-7, 5-8-7, 8-5-8, 3-2-0-0, 0-2. The middle staff (TAB) shows fret numbers: 0, 0, 0, 3-8, 7-8-7, 8-5-8, 3-2-0-0, 0-2. The bottom staff (TAB) shows fret numbers: 10-9-7, 9, 10-9, 0-2, followed by empty bars. Vertical lines indicate fret positions, and horizontal lines indicate string positions.

9

9

3-2-0 | 3-1-0 | 1-3 | 0-2-3-5 | 0-2-3 | 0-2 | 2-0 | 2-0

3-1-0 | 1-3 | 0-2-3 | 0-1-3 | 0-2-3 | 0-2 | 0-3 | 2-0

2 | 2 | 0 | 2 | 0 | 2 | 2 | 2-10 | 0

3 3 3 3 3 3 3

Diagram showing fret positions for measure 9. The top staff (TAB) shows fret numbers: 3-2-0, 3-1-0, 1-3, 0-2-3-5, 0-2-3, 0-2, 2-0, 2-0. The middle staff (TAB) shows fret numbers: 3-1-0, 1-3, 0-2-3, 0-1-3, 0-2-3, 0-2, 0-3, 2-0. The bottom staff (TAB) shows fret numbers: 2, 2, 0, 2, 0, 2, 2, 2-10, 0. Vertical lines indicate fret positions, and horizontal lines indicate string positions. Triplet markings (3) are present under the bottom staff.

15

15

7-5-8 | 7-0-3 | 0-0-0


0-0-0 | 8-3-3 | 0-0-0

7 | | | | |

Diagram showing fret positions for measure 15. The top staff (TAB) shows fret numbers: 7-5-8, 7-0-3, 0-0-0. The middle staff (TAB) shows fret numbers: 0-0-0, 8-3-3, 0-0-0. The bottom staff (TAB) shows fret numbers: 7, followed by empty bars. Vertical lines indicate fret positions, and horizontal lines indicate string positions.

# L

13.08.2020



# L

13.08.2020

Measure 1 of guitar tablature. The top staff (TAB) contains the following fret numbers: 0, 2, 2, 0, 3, 2, 3, 3, 2, 0, 2, 3, 0, 2, 0, 3, 2, 2, 0, 3, 2. The middle staff (TAB) contains: 0, 3, 5, 5, 3, 3. The bottom staff (TAB) contains: 2, 2, 2, 2-3, 2. Vertical bar lines are present at the end of each measure.

6

Measure 6 of guitar tablature. The top staff (TAB) contains: 0, 2, 0, 3, 2, 3, 0, 3, 2, 7, 8, 7, 7, 0, 5, 0, 3, 2, 0, 2, 3, 2. The middle staff (TAB) contains: 1, 0, 0, 0, 8, 7, 5, 5, 0. The bottom staff (TAB) contains: 2, 0, 2. Vertical bar lines are present at the end of each measure. Some notes have a dot above them, and some have a slash below them.

13

Measure 13 of guitar tablature. The top staff (TAB) contains: 0, 0, 2, 0. The middle staff (TAB) contains: 0, 0, 0, 0. The bottom staff (TAB) contains: 2, 3, 2, 0, 3, 2, 3, 0, 2. Vertical bar lines are present at the end of each measure.

# LI

14.08.2020

Musical staff 1, starting at measure 1. The key signature is two sharps (F# and C#). The staff contains a melodic line with eighth and sixteenth notes and a bass line with eighth notes.

5

Musical staff 2, starting at measure 5. The staff continues the melodic and bass lines from the previous staff.

10

Musical staff 3, starting at measure 10. The staff continues the melodic and bass lines.

14

Musical staff 4, starting at measure 14. The staff continues the melodic and bass lines.

21

Musical staff 5, starting at measure 21. The staff continues the melodic and bass lines.

27

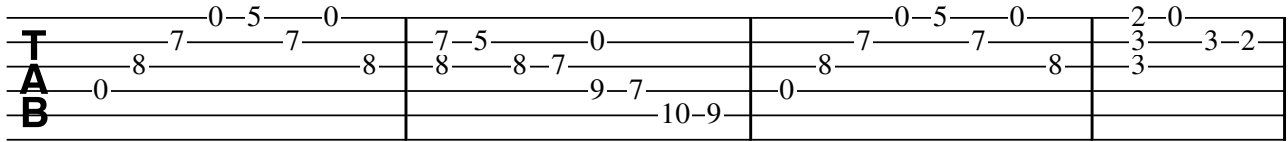
Musical staff 6, starting at measure 27. The staff continues the melodic and bass lines.

33

Musical staff 7, starting at measure 33. The staff continues the melodic and bass lines, ending with a double bar line.

# LI

14.08.2020

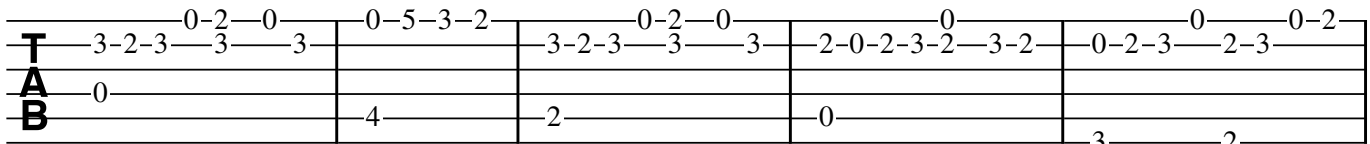


System 1: Four measures of guitar tablature. The top staff (TAB) contains fret numbers: 7, 0-5, 7, 0, 7-5, 0, 7, 0-5, 7, 0, 3, 3-2. The bottom staff (TAB) contains fret numbers: 8, 8, 8, 8-7, 9-7, 10-9, 8, 8, 3, 3.



Diagram 1: Fretboard diagram for system 1, showing fret positions for the strings.

5

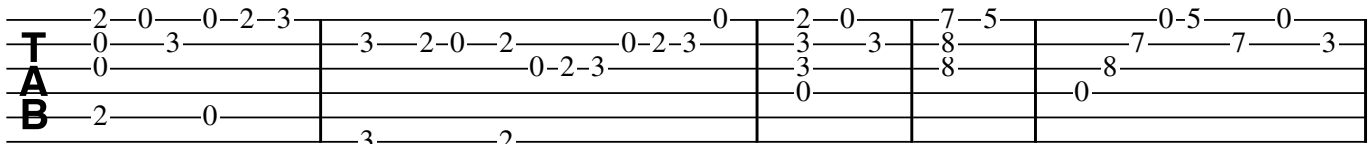


System 2: Four measures of guitar tablature. The top staff (TAB) contains fret numbers: 3-2-3, 0-2, 0, 3, 3, 0-5-3-2, 3-2-3, 0-2, 0, 3, 3, 2-0-2-3-2, 3-2, 0-2-3, 0, 2-3, 0-2. The bottom staff (TAB) contains fret numbers: 0, 4, 2, 0, 3, 2.



Diagram 2: Fretboard diagram for system 2, showing fret positions for the strings.

10

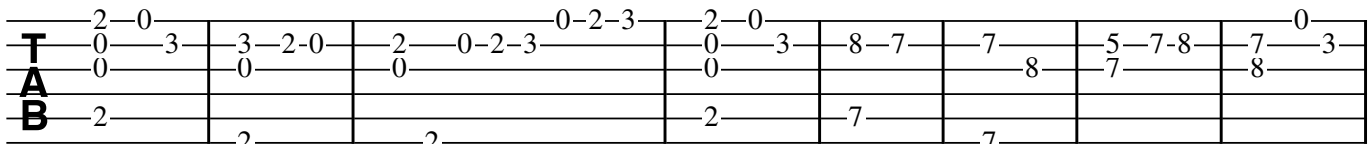


System 3: Four measures of guitar tablature. The top staff (TAB) contains fret numbers: 2-0, 0-2-3, 3, 2-0, 2, 0-2-3, 0, 2-0, 3, 8, 7-5, 7, 0-5, 7, 0, 3. The bottom staff (TAB) contains fret numbers: 0, 3, 0, 2, 3, 0, 3, 3, 8, 8, 0, 8, 3.



Diagram 3: Fretboard diagram for system 3, showing fret positions for the strings.

15

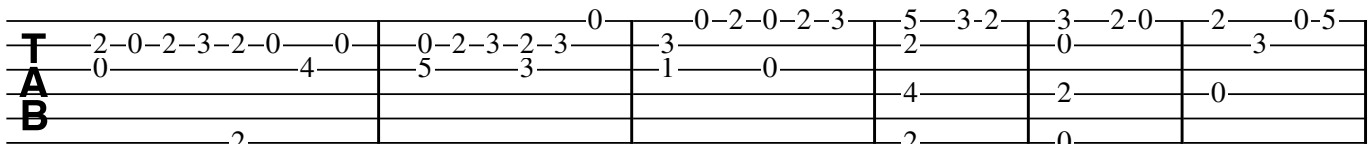


System 4: Four measures of guitar tablature. The top staff (TAB) contains fret numbers: 2-0, 0, 3, 3-2-0, 2, 0-2-3, 0-2-3, 2-0, 0, 3, 8-7, 7, 5-7-8, 7, 0, 3. The bottom staff (TAB) contains fret numbers: 2, 0, 0, 2, 2, 7, 7, 8, 8.



Diagram 4: Fretboard diagram for system 4, showing fret positions for the strings.

23

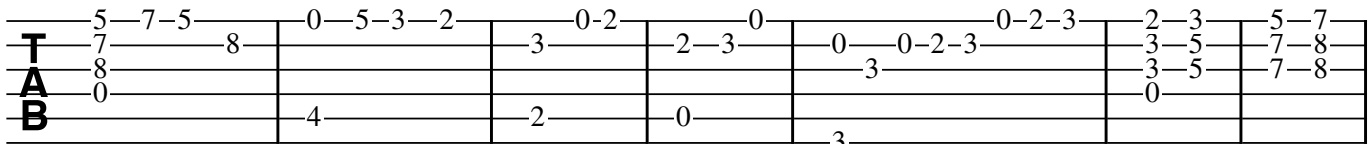


System 5: Four measures of guitar tablature. The top staff (TAB) contains fret numbers: 2-0-2-3-2-0, 0, 0-2-3-2-3, 3, 0-2-0-2-3, 5-3-2, 3-2-0, 2-0-5. The bottom staff (TAB) contains fret numbers: 0, 4, 5, 3, 1, 0, 4, 2, 0, 3.



Diagram 5: Fretboard diagram for system 5, showing fret positions for the strings.

29



System 6: Four measures of guitar tablature. The top staff (TAB) contains fret numbers: 5-7-5, 8, 0-5-3-2, 3, 0-2, 2-3, 0, 0-2-3, 0-2-3, 2-3, 5-7. The bottom staff (TAB) contains fret numbers: 8, 8, 4, 2, 0, 3, 3, 5, 7, 8, 3, 5, 7, 8, 0.



Diagram 6: Fretboard diagram for system 6, showing fret positions for the strings.

2

36

**T  
A  
B**



0 8 7 0 5 7 0 | 5 7 8 0

Diagram 1: | | |

Diagram 2: | | |

# LII

14.08.2020



# LII

14.08.2020

**TAB**

5 0 0-2-3 5-3-2 2 0-2 0  
7 7 2 3 3 3 2-3 0-2-3 0-2 3-2-0  
8 7 5 0 5 3 3 3 3 3 2

3 3 3 3 3

6

**TAB**

0 5-7 0-0-0-0 7-5-3-2 0-2-3-2-0-0 7-5  
2-3 7-7-8-10-8 8-7-5-3 1-0 4 0-8 7  
1 8-10 8 3 0 5 8-10-8  
0 2 3 2 5  
2 3 2

12




**TAB**

7 5 7 4 2 0 2 4 5 7 0  
8 6 0 0 5 5 6 8 0  
9 7 2 2 6 5 6 8 9  
0 2 2 0



# LIII

15.08.2020



# LIII

15.08.2020

II V

System 1: Five measures of guitar tablature. The first measure has fret numbers 2-0 on the top line and 0-4 on the bottom line. The second measure has 3-2-0-2 on the top line and 5-3-0 on the bottom line. The third measure has 2-3 on the top line and 5-3-2 on the bottom line. The fourth measure has 2 on the top line and 4-3 on the bottom line. The fifth measure has 0-2-3 on the top line and 3 on the bottom line. The sixth measure has 5-4-9-7-5 on the top line and 2-0-5 on the bottom line. A Roman numeral 'II' is above the fifth measure and 'V' is above the sixth measure. Below the lines are vertical bar lines and horizontal bars representing fretted notes.

6

System 2: Five measures of guitar tablature. The first measure has 7-5-5 on the top line and 5-9 on the bottom line. The second measure has 9-7-5 on the top line and 10-9-7-9-10 on the bottom line. The third measure has 10-9-3-2-0 on the top line and 0-10-5-4 on the bottom line. The fourth measure has 2 on the top line and 3 on the bottom line. The fifth measure has 0 on the top line and 3-0-2-3-2-0-2-3 on the bottom line. Below the lines are vertical bar lines and horizontal bars representing fretted notes.

10

System 3: Five measures of guitar tablature. The first measure has 0-2-0 on the top line and 2-3-0-0-3 on the bottom line. The second measure has 2-0 on the top line and 3-2-3-2 on the bottom line. The third measure has 0-2-3 on the top line and 3-0-2-3 on the bottom line. The fourth measure has 0-2 on the top line and 0-2-2-3 on the bottom line. The fifth measure has 2-0 on the top line and 3-2-3 on the bottom line. Below the lines are vertical bar lines and horizontal bars representing fretted notes.

14

System 4: Five measures of guitar tablature. The first measure has 0 on the top line and 0-1-3 on the bottom line. The second measure has 0-2-3 on the top line and 1-3 on the bottom line. The third measure has 0-2-3 on the top line and 0-2-3 on the bottom line. The fourth measure has 2-0 on the top line and 0-3 on the bottom line. The fifth measure has 2 on the top line and 0-1-2 on the bottom line. Below the lines are vertical bar lines and horizontal bars representing fretted notes.

# LIV

16.08.2020

Musical notation for measures 1-5. The piece is in treble clef with a key signature of three sharps (F#, C#, G#). The time signature is 8/8. The notation includes a series of chords and melodic lines. Measure 1 starts with a chord of F#, C#, G# and a bass line of F# and C#. Measures 2-5 continue with similar harmonic structures and melodic movement.

Musical notation for measures 6-10. The notation includes triplets in measures 7, 8, 9, and 10. Measure 6 starts with a chord of F#, C#, G# and a bass line of F# and C#. Measures 7-10 continue with similar harmonic structures and melodic movement, featuring triplets in the upper voice.

Musical notation for measures 11-14. The notation includes a triplet in measure 11. Measure 11 starts with a chord of F#, C#, G# and a bass line of F# and C#. Measures 12-14 continue with similar harmonic structures and melodic movement, ending with a final chord of F#, C#, G# and a bass line of F# and C#.

# LIV

16.08.2020

II V

0-0-0-2-4 | 5-4-2 | 4-5-7 | 9-7-5 | 7-5-7-9-7-5 | 7-9 | 10-9-7-0

2 | 2 | 2 | 5 | 5 | 5 | 5 | 10

3 | 2 | 2 | 5 | 5 | 5 | 5 | 10

2 | 4 | 4 | 7 | 7 | 7 | 7 | 10

0 | 4 | 2 | 5 | 5 | 5 | 5 | 10

Diagram showing fret positions and bar lines for measures 1 through 6. Measure 1: 0-0-0-2-4. Measure 2: 5-4-2. Measure 3: 4-5-7. Measure 4: 9-7-5. Measure 5: 7-5-7-9-7-5. Measure 6: 7-9. Measure 7: 10-9-7-0.

7

7-9-10 | 9-7-9-10-9-7 | 7-9 | 7-5-4 | 4-5 | 0 | 4-0 | 2-0 | 0

9-10 | 10 | 10 | 7 | 2-4 | 0 | 0 | 0 | 4-2-4

10 | 9 | 0 | 0 | 0 | 0 | 0 | 0 | 0

0 | 0 | 0 | 0 | 0 | 0 | 0 | 4 | 2

Diagram showing fret positions and bar lines for measures 7 through 11. Measure 7: 7-9-10. Measure 8: 9-7-9-10-9-7. Measure 9: 7-9. Measure 10: 7-5-4. Measure 11: 4-5. Measure 12: 0. Measure 13: 4-0. Measure 14: 2-0. Measure 15: 0. Measure 16: 0. Measure 17: 0. Measure 18: 0. Measure 19: 0. Measure 20: 0. Measure 21: 0. Measure 22: 4. Measure 23: 2. Measure 24: 0. Measure 25: 0. Measure 26: 0. Measure 27: 0. Measure 28: 0. Measure 29: 0. Measure 30: 0. Measure 31: 0. Measure 32: 0. Measure 33: 0. Measure 34: 0. Measure 35: 0. Measure 36: 0. Measure 37: 0. Measure 38: 0. Measure 39: 0. Measure 40: 0. Measure 41: 0. Measure 42: 0. Measure 43: 0. Measure 44: 0. Measure 45: 0. Measure 46: 0. Measure 47: 0. Measure 48: 0. Measure 49: 0. Measure 50: 0. Measure 51: 0. Measure 52: 0. Measure 53: 0. Measure 54: 0. Measure 55: 0. Measure 56: 0. Measure 57: 0. Measure 58: 0. Measure 59: 0. Measure 60: 0. Measure 61: 0. Measure 62: 0. Measure 63: 0. Measure 64: 0. Measure 65: 0. Measure 66: 0. Measure 67: 0. Measure 68: 0. Measure 69: 0. Measure 70: 0. Measure 71: 0. Measure 72: 0. Measure 73: 0. Measure 74: 0. Measure 75: 0. Measure 76: 0. Measure 77: 0. Measure 78: 0. Measure 79: 0. Measure 80: 0. Measure 81: 0. Measure 82: 0. Measure 83: 0. Measure 84: 0. Measure 85: 0. Measure 86: 0. Measure 87: 0. Measure 88: 0. Measure 89: 0. Measure 90: 0. Measure 91: 0. Measure 92: 0. Measure 93: 0. Measure 94: 0. Measure 95: 0. Measure 96: 0. Measure 97: 0. Measure 98: 0. Measure 99: 0. Measure 100: 0.

12

0-2-4 | 4

2 | 0

3 | 2

2 | 2

0 | 0

Diagram showing fret positions and bar lines for measures 12 through 14. Measure 12: 0-2-4. Measure 13: 4. Measure 14: 4.

# LV

19.08.2020

Musical notation for the first system, measures 1-4. The key signature is three sharps (F#, C#, G#). The melody starts with a quarter rest, followed by quarter notes G4, A4, B4, C5, B4, A4, G4. The bass line consists of a whole note chord (F#, C#, G#) in the first measure, followed by quarter notes F#3, C#3, G#3, and a whole note chord (F#, C#, G#) in the fourth measure.

5

Musical notation for the second system, measures 5-8. The melody continues with quarter notes G4, A4, B4, C5, B4, A4, G4, followed by quarter notes F#4, G4, A4, B4, C5, B4, A4, G4. The bass line features a whole note chord (F#, C#, G#) in the fifth measure, followed by quarter notes F#3, C#3, G#3, and a whole note chord (F#, C#, G#) in the eighth measure.

10

Musical notation for the third system, measures 9-12. The melody continues with quarter notes G4, A4, B4, C5, B4, A4, G4. The bass line features a whole note chord (F#, C#, G#) in the ninth measure, followed by quarter notes F#3, C#3, G#3, and a whole note chord (F#, C#, G#) in the twelfth measure. The piece concludes with a double bar line.

# LV

19.08.2020

**TAB**

The first system of guitar tablature consists of three staves. The top staff has notes 2-0, 3-3, 0-2, 0, 2-3-5-3-2, 2-0, 0-2. The middle staff has notes 3, 3, 3, 0, 3, 3, 3. The bottom staff has notes 0, 2, 0-4, 0. Below the staves is a fretboard diagram with 12 frets. A dot is placed on the 5th fret of the 6th string.

5

**TAB**

The second system of guitar tablature consists of three staves. The top staff has notes 0, 0-2-3-2, 0-2-3-0, 2-0-0-2-3, 5-3, 7-5. The middle staff has notes 0-3, 3, 5, 3, 3, 3, 3, 7, 5-3. The bottom staff has notes 2, 2. Below the staves is a fretboard diagram with 12 frets.

10

**TAB**

The third system of guitar tablature consists of three staves. The top staff has notes 2-0, 3-3, 0-2, 0, 2, 2. The middle staff has notes 3, 3, 3, 0, 0, 0, 0. The bottom staff has notes 0, 2, 3-2-0, 2. Below the staves is a fretboard diagram with 12 frets.

# LVI

19.08.2020



# LVI

19.08.2020

**T**  
**A**  
**B**

2-0 2-3-2 3-2-0 2-3-2 2-7-5 2-0 2-0 3-2-0  
0-0 0 1-0 0 3-8-7-8-7 5 3 3-2-0  
2 2 1-0 0 0 0 0 2

8

**T**  
**A**  
**B**

2-0-4-0 0-2-3-0 2-3-0-2 0 2-0  
4 5 3 0 0  
2 2-3-2-0 2



# LVII

21.08.2020

Musical notation for measures 1-6. The piece is in G major (one sharp) and 8/8 time. The melody consists of quarter and eighth notes, while the bass line features chords and eighth-note accompaniment.

7

Musical notation for measures 7-14. The melody continues with quarter and eighth notes, and the bass line includes a prominent bass line with eighth notes and chords.

15

Musical notation for measures 15-20. The melody features a sequence of eighth notes in measures 15-16, followed by quarter notes. The bass line continues with chords and eighth notes.

21

Musical notation for measures 21-24. The melody consists of quarter notes, and the bass line features chords. The piece concludes with a double bar line.

# LVII

21.08.2020

II

Tablature for measures 1-8. The first measure has a barre on the 2nd fret. The second measure has a barre on the 2nd fret. The third measure has a barre on the 5th fret. The fourth measure has a barre on the 10th fret. The fifth measure has a barre on the 10th fret. The sixth measure has a barre on the 9th fret. The seventh measure has a barre on the 7th fret. The eighth measure has a barre on the 2nd fret.

|       |       |     |      |       |     |   |
|-------|-------|-----|------|-------|-----|---|
| 2-5-4 | 2-4-5 | 7-5 | 9    | 7     | 5-4 | 2 |
| 0-4-2 | 3     | 5-9 | 10-9 | 10-10 | 7-6 | 0 |
| 2-0   | 4     | 5   | 0-11 | 0     | 8   | 0 |
| 4     | 4     | 9   | 9    | 9     |     | 2 |

9

Tablature for measures 9-16. The first measure has a barre on the 3rd fret. The second measure has a barre on the 2nd fret. The third measure has a barre on the 2nd fret. The fourth measure has a barre on the 3rd fret. The fifth measure has a barre on the 5th fret. The sixth measure has a barre on the 2nd fret. The seventh measure has a barre on the 3rd fret. The eighth measure has a barre on the 5th fret. The ninth measure has a barre on the 5th fret. The tenth measure has a barre on the 4th fret. The eleventh measure has a barre on the 4th fret. The twelfth measure has a barre on the 4th fret. The thirteenth measure has a barre on the 4th fret. The fourteenth measure has a barre on the 4th fret. The fifteenth measure has a barre on the 4th fret. The sixteenth measure has a barre on the 4th fret.

|       |     |       |     |     |       |       |       |     |
|-------|-----|-------|-----|-----|-------|-------|-------|-----|
| 3-2-0 | 2-3 | 0-2-0 | 2   | 3-5 | 3-2-0 | 2-2-0 | 5-4-2 | 4-2 |
| 0     | 0   | 2     | 3   | 5   | 3     | 3     | 3     | 2-6 |
| 1     | 2   | 1     | 2-4 | 3   | 0     | 4     | 4     | 2   |
|       |     |       |     |     |       |       |       |     |



17

Tablature for measures 17-24. The first measure has a barre on the 7th fret. The second measure has a barre on the 9th fret. The third measure has a barre on the 10th fret. The fourth measure has a barre on the 11th fret. The fifth measure has a barre on the 2nd fret. The sixth measure has a barre on the 2nd fret. The seventh measure has a barre on the 5th fret. The eighth measure has a barre on the 4th fret. The ninth measure has a barre on the 6th fret. The tenth measure has a barre on the 7th fret. The eleventh measure has a barre on the 5th fret. The twelfth measure has a barre on the 9th fret. The thirteenth measure has a barre on the 7th fret. The fourteenth measure has a barre on the 9th fret.

|       |       |       |       |   |   |       |   |
|-------|-------|-------|-------|---|---|-------|---|
| 9-9-7 | 9-7-6 | 2     | 5-4-2 | 6 | 7 | 5-9-7 | 9 |
| 7     | 10    | 11    | 2     | 6 | 7 | 7     | 7 |
| 0     |       | 0     | 4     | 0 | 0 | 0     | 0 |
|       |       | 2-5-4 | 2     |   |   |       |   |

# LVIII

23.08.2020



2

40

8

Musical notation for measures 40-45. The system begins with a treble clef, a key signature of two sharps (F# and C#), and a common time signature. A '8' is written below the first measure. The notation includes a variety of note values, including eighth and sixteenth notes, and rests. The piece concludes with a double bar line.

46

8

Musical notation for measures 46-50. The system begins with a treble clef, a key signature of two sharps (F# and C#), and a common time signature. A '8' is written below the first measure. The notation includes a variety of note values, including eighth and sixteenth notes, and rests. The piece concludes with a double bar line.

51

8

Musical notation for measures 51-53. The system begins with a treble clef, a key signature of two sharps (F# and C#), and a common time signature. A '8' is written below the first measure. The notation includes a variety of note values, including eighth and sixteenth notes, and rests. The piece concludes with a double bar line.

54

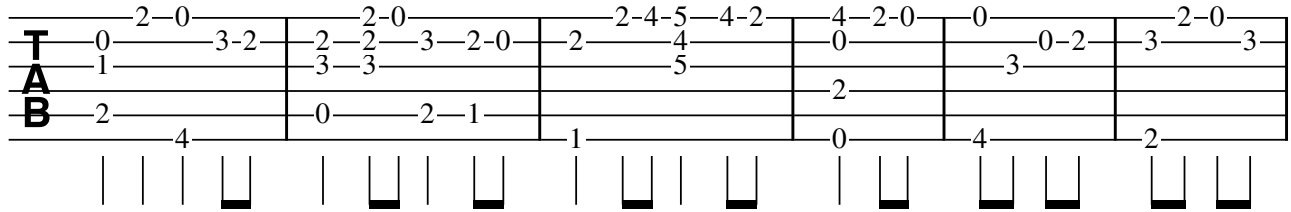
8

Musical notation for measures 54-56. The system begins with a treble clef, a key signature of two sharps (F# and C#), and a common time signature. A '8' is written below the first measure. The notation includes a variety of note values, including eighth and sixteenth notes, and rests. The piece concludes with a double bar line.

# LVIII

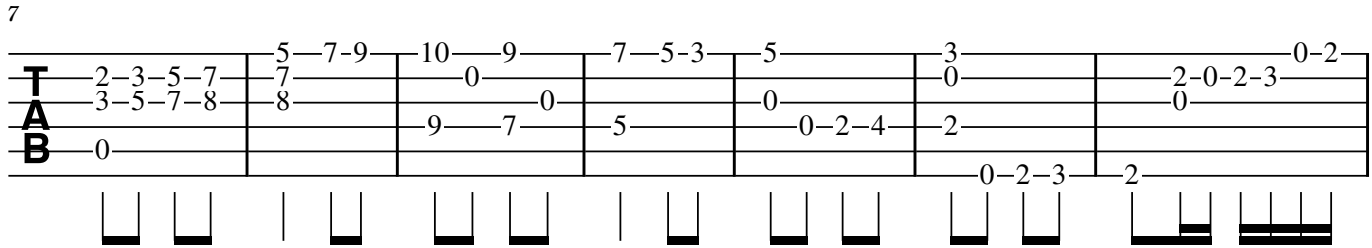
23.08.2020

7



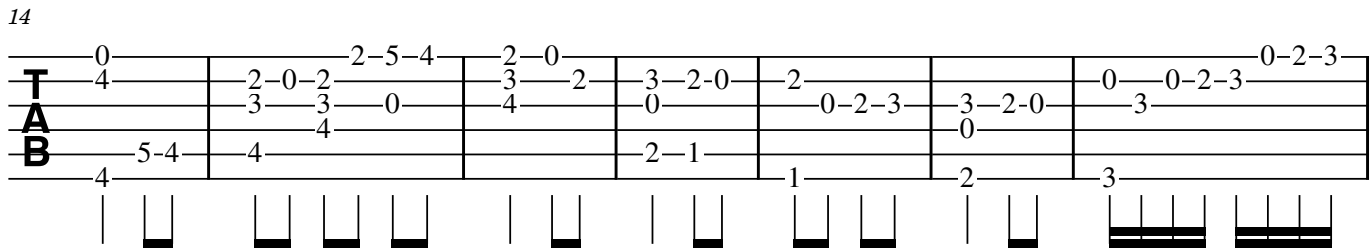
System 1: Measures 1-6. Treble clef. TAB notation with fret numbers and accidentals. Includes a diagram of a barre on the 4th fret.

7




System 2: Measures 7-13. Treble clef. TAB notation with fret numbers and accidentals. Includes a diagram of a barre on the 9th fret.

14



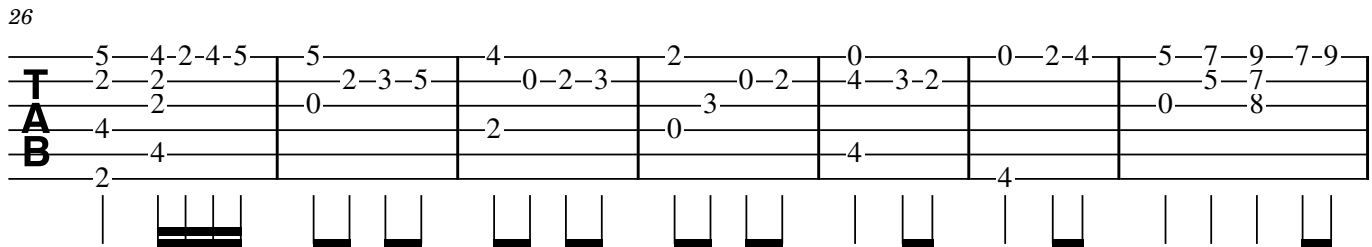
System 3: Measures 14-20. Treble clef. TAB notation with fret numbers and accidentals. Includes a diagram of a barre on the 4th fret.

21



System 4: Measures 21-25. Treble clef. TAB notation with fret numbers and accidentals. Includes a diagram of a barre on the 2nd fret.

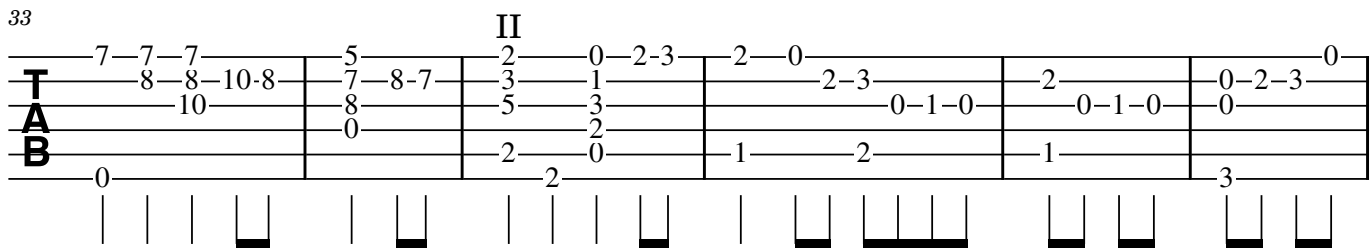
26



System 5: Measures 26-32. Treble clef. TAB notation with fret numbers and accidentals. Includes a diagram of a barre on the 4th fret.

33

II



System 6: Measures 33-38. Treble clef. TAB notation with fret numbers and accidentals. Includes a diagram of a barre on the 2nd fret.

2

39

II

6 3 | 3 5 5 7 8 | 8 | 5 3 2 3 | 3 2 3 | 2 3 0 | 2 2 0 2

3 5 6 | 0 | 3 2 3 | 1 | 3 3 | 3 2

0 | 7 0 | 0 | 0 | 0 | 0 4

Diagram showing fret positions for measures 39-44. Measure 39: 6, 3, 3, 5, 5, 7, 8. Measure 40: 8, 5, 3, 2, 3, 3, 2, 3. Measure 41: 2, 3, 0, 2, 2, 0, 2. Measure 42: 3, 5, 6, 0, 3, 3, 3. Measure 43: 0, 7, 0, 0, 0. Measure 44: 0, 0, 0, 4.

45

2 5 2 | 3 1 0 2 | 0 2 3 | 2 3 0 | 2 3 2 0 0 | 2 0 0 0 2 3 2 0

1 0 2 | 0 | 1 2 | 1 | 1 2 | 0 4

2 2 | 1 | 1 | 1 2 | 2 2

Diagram showing fret positions for measures 45-50. Measure 45: 2, 5, 2, 3, 1, 0, 2, 0, 2, 3, 2, 0, 0, 2, 0, 0, 2, 3, 2, 0. Measure 46: 1, 0, 2, 0, 1, 2, 0, 4. Measure 47: 2, 2, 1, 1, 1, 2, 2, 2.

51

2 0 0 0 2 3 2 0 2 3 | 0 2 3 2 2 0 2 3 2 0 | 3 2 | 3 2 3 2 0 2 3

0 0 | 0 0 | 5 3

2 0 | 3

Diagram showing fret positions for measures 51-53. Measure 51: 2, 0, 0, 0, 2, 3, 2, 0, 2, 3, 0, 2, 3, 2, 0, 2, 3, 2, 0, 3, 2, 3, 2, 0, 2, 3. Measure 52: 0, 0, 0, 0, 5, 3. Measure 53: 2, 0, 3.

54

0 0 0 2 | 0 0 0 2 3 2 0 0 | 0 7 7 5 3 | 2 3 2 0

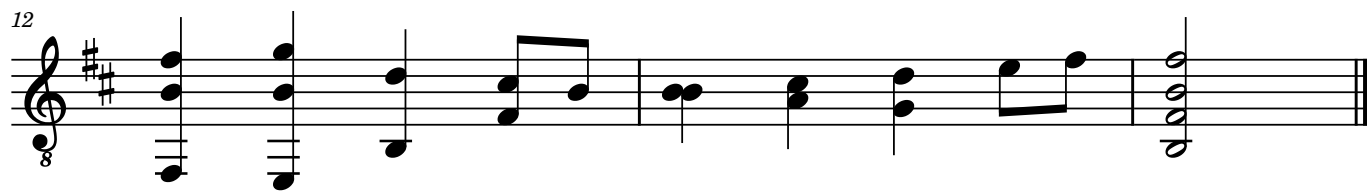

1 0 1 3 | 0 0 | 0 0 | 5 3 0

2 | 8 | 7 | 2

Diagram showing fret positions for measures 54-56. Measure 54: 0, 0, 0, 2, 1, 0, 1, 3, 0, 0, 0, 2, 3, 2, 0, 0, 0, 7, 7, 5, 3, 2, 3, 2, 0. Measure 55: 2, 8, 7, 2. Measure 56: 0, 0, 5, 3, 0, 2.

# LIX

24.08.2020



# LIX

24.08.2020

6-measure guitar TAB. Staff 1 (Treble Clef): 0, 3-1-1, 0-2, 3-0-1, 1-0, 3-2-0-2, 3-8, 7. Staff 2 (Bass Clef): 7, 0, 2-10, 7, 0, 2, 3-0, 0, 3, 2, 7, 5, 0, 2. Fingering numbers are placed above notes. Vertical bar lines separate measures. A thick black bar is present under the 4th measure.

7

6-measure guitar TAB. Staff 1 (Treble Clef): 0-2-3, 2, 2-3, 0-2-3, 0, 0-0-3-2-0, 0. Staff 2 (Bass Clef): 3-2-7, 7, 5-3-2, 3-2, 5-3, 2, 2-0-2-3-2-0, 2-0, 2. Fingering numbers are placed above notes. Vertical bar lines separate measures. Triplet markings (3) are placed below the 4th, 5th, 6th, and 7th measures. A thick black bar is present under the 8th measure.

13

2-measure guitar TAB. Staff 1 (Treble Clef): 0, 2, 3, 0, 2, 2. Staff 2 (Bass Clef): 5, 3, 1, 0, 0, 2. Fingering numbers are placed above notes. Vertical bar lines separate measures. A thick black bar is present under the 13th measure.



# LX

25.08.2020

Musical staff 1: Treble clef, 3/4 time signature, starting with a bass clef '8' below. The staff contains a sequence of chords and eighth notes. A wavy hairpin symbol is placed above the second, fourth, and sixth measures.

Musical staff 2: Treble clef, starting with a bass clef '8' below. The staff contains a sequence of eighth notes and chords, including a double bar line and a key signature change to one sharp.

Musical staff 3: Treble clef, starting with a bass clef '8' below. The staff contains a sequence of chords and eighth notes. A wavy hairpin symbol is placed above the second and fourth measures.

Musical staff 4: Treble clef, starting with a bass clef '8' below. The staff contains a sequence of chords and eighth notes.

Musical staff 5: Treble clef, starting with a bass clef '8' below. The staff contains a sequence of chords and eighth notes, ending with a double bar line.

# LX

25.08.2020

7

Measure 1: 5-3-1 / 6-5-0 | Measure 2: 0-1-3-0 / 1-3 | Measure 3: 3-1-0 / 5-3-1 | Measure 4: 1-3 / 3-2-3-5 | Measure 5: 1-0 / 3-1-3 | Measure 6: 0-1 / 1-0-1-3

Wavy lines above measures 1, 3, and 5. Vertical bar lines below the staff indicate fret positions.

7

Measure 7: 3-2-3 / 5 | Measure 8: 0-1-3 / 1-3 | Measure 9: 0-1-3-5 / 1-3 | Measure 10: 7-7 / 5 | Measure 11: 8-8 / 6 | Measure 12: 10-10 / 8 | Measure 13: 12-12 / 10 | Measure 14: 10-7 / 9

Vertical bar lines below the staff indicate fret positions.

14

Measure 14: 7-5 / 5 | Measure 15: 5-3-1 / 6-5-3 | Measure 16: 0-1-3-0 / 1-3 | Measure 17: 1-0-1-3-0 / 3 | Measure 18: 1-3-5 / 3-5-6 | Measure 19: 3-5-6 / 3-5-6 | Measure 20: 7-8 / 8

Wavy lines above measures 14 and 16. Vertical bar lines below the staff indicate fret positions.

21

Measure 21: 0-1-0 / 1-0-1 | Measure 22: 1-0 / 3 | Measure 23: 3-1-3 / 3 | Measure 24: 0-1-3-0 / 1-0 | Measure 25: 1-0 / 3 | Measure 26: 0-1 / 3 | Measure 27: 0-1-3 / 0

Wavy line above measure 24. Vertical bar lines below the staff indicate fret positions.



28

Measure 28: 0-1-3 / 3-1-3 | Measure 29: 0-3-1 / 3 | Measure 30: 3-1-0 / 3 | Measure 31: 1-0 / 1-3-1 | Measure 32: 1-0 / 3-1-3 | Measure 33: 1-0 / 3-3-2 | Measure 34: 0-1 / 3 | Measure 35: 0-2 / 2 | Measure 36: 0-3 / 3 | Measure 37: 0-2 / 2 | Measure 38: 1-0 / 3 | Measure 39: 1-0 / 3 | Measure 40: 0-1 / 3 | Measure 41: 0-1 / 3 | Measure 42: 0-1 / 3 | Measure 43: 0-1 / 3 | Measure 44: 0-1 / 3 | Measure 45: 0-1 / 3 | Measure 46: 0-1 / 3 | Measure 47: 0-1 / 3 | Measure 48: 0-1 / 3 | Measure 49: 0-1 / 3 | Measure 50: 0-1 / 3 | Measure 51: 0-1 / 3 | Measure 52: 0-1 / 3 | Measure 53: 0-1 / 3 | Measure 54: 0-1 / 3 | Measure 55: 0-1 / 3 | Measure 56: 0-1 / 3 | Measure 57: 0-1 / 3 | Measure 58: 0-1 / 3 | Measure 59: 0-1 / 3 | Measure 60: 0-1 / 3

Vertical bar lines below the staff indicate fret positions.

# LXI

25.08.2020



# LXI

25.08.2020

**T**  
**A**  
**B**

5-7-8-5-7 | 3-2-0 | 2 | 0-2-3 | 2-0-0

0 | 0 | 1-3 | 4-2-4

0 | 2 | 2 | 2

6

**T**  
**A**  
**B**




3-2-0 | 2-5-7-5 | 5-2-3-2-0 | 3-2-0 | 0 | 7

0-3-3-2-0 | 0-7-8-8 | 7-3-5 | 0-3 | 0 | 0

5 | 3 | 0 | 2 | 2 | 2-3-10-9 | 7

# LXII

26.08.2020



# LXII

26.08.2020

VII

Measure VII: A six-line guitar TAB. The top line contains the sequence of fret numbers: 7-7-5 | 8-7-10 | 7-8-7-10 | 8-10-8-7 | 7-8-10-7 | 8-5-3-2. The second line contains: 5 | 7 | 8 | 10 | 8 | 10-7-5-3. The third line contains: 6 | 8 | 7 | 10 | 8 | 10-7-5-3. The fourth line contains: 0 | 0 | 0 | 0 | 0 | 0. The fifth and sixth lines are empty. Vertical bar lines separate the measures. Below the strings, there are vertical tick marks and horizontal bars representing fretted notes.

7




Measure 7: A six-line guitar TAB. The top line contains: 0-0-1-0 | 2-3-2-5 | 7-9-9-9-3-2. The second line contains: 1-3 | 3-1-0 | 0 | 4-5-4-2 | 5-7-1 | 6-8-3. The third line contains: 3 | 0 | 0 | 0 | 0 | 0. The fourth line contains: 2-3-2-0 | 0. The fifth and sixth lines are empty. Vertical bar lines separate the measures. Below the strings, there are vertical tick marks and horizontal bars representing fretted notes. A '3' is written below the bottom line of the second measure, indicating a triplet.

10

Measure 10: A six-line guitar TAB. The top line contains: 3-7-5-5-5-3 | 5-5 | 5-5. The second line contains: 1-5 | 3-5 | 5-7. The third line contains: 4-4-4-6-7 | 5-7. The fourth line contains: 0-0-0-0 | 6-6. The fifth and sixth lines are empty. Vertical bar lines separate the measures. Below the strings, there are vertical tick marks and horizontal bars representing fretted notes. A '3' is written below the bottom line of the first measure, indicating a triplet.

# LXIII

27.08.2020



# LXIII

27.08.2020

2 0 3-2 0 3-2 3-2-0 2 2 2 2-3-2 2 2

0 3 0 0 0 1 0 0

2 3 2-0 2 1-2 2

9

2-3-2 2-3 0 7 5-3-2 3-2 2 2-0 0 0 0 0

1 2 0 5 0 3-2 0 1 3-2-3 2 3

0 0 2-0 3 2

17

V II II

4-5-7 9-7 5-4-2 4 4-2-4 4 2 0

5 5-5 2 2 5-4 0 2-4 2 2 3 3-2

7 7 5 4 2 0 2 2 2 0

0 5 7 2 4 2 4 4 2

25

II

0 2-5 7-8 8-7 0 8-10 8-7 5-4-2 4-2 2 2-0

0-2-3 7 7 8-10 7-5 4 2 6 0 3-2

0 0 7 7-9 4 4

3 0 2 4 2 4

33

II

0 3-2-0 0 0-2-3 0 2-0 3 3 2 2 2

1-0-1-3 0-2-3 0 3 3 4-5-4-2 4 4

2 0 4 2 2-3-2 4 4 2



# LXIV

20.08.2020

8

Adagio

8

Allegro

15

Adagio

# LXIV

20.08.2020

Adagio

Tablature for measures 1-8. The piece is marked Adagio. The notation consists of three staves: Treble (T), Alto (A), and Bass (B). Measure 1: T (0-0-7), A (0-5), B (6-6). Measure 2: T (7-5), A (5-7-8), B (7). Measure 3: T (7-5), A (8), B (0). Measure 4: T (7-7), A (7-5), B (0). Measure 5: T (7-5-7), A (5-6), B (5). Measure 6: T (7), A (0-1-3), B (5). Measure 7: T (0), A (3), B (2-3). Measure 8: T (0), A (3-5), B (4). Vertical bar lines are present below the bass staff for each measure.

9

Tablature for measures 9-15. The piece is marked Allegro. Measure 9: T (2-3-2), A (0), B (2). Measure 10: T (0-2-3), A (1), B (2). Measure 11: T (0-5-7), A (6), B (0). Measure 12: T (7-5-7), A (6), B (0). Measure 13: T (7-7-3-2-0), A (5), B (0). Measure 14: T (2-3-2), A (0), B (2). Measure 15: T (0-7-10-8-7), A (0), B (0). A double bar line is present after measure 12. Vertical bar lines are present below the bass staff for each measure.

16

Tablature for measures 16-18. The piece is marked Adagio. Measure 16: T (8-7-8-10), A (0), B (0). Measure 17: T (3-2), A (4), B (0). Measure 18: T (0-2-4), A (6), B (2). Measure 19: T (4), A (0), B (0). A double bar line is present at the end of measure 19. Vertical bar lines are present below the bass staff for each measure.

# LXV

Vind i korn

27.08.2020

Musical notation for measures 1-4. The piece is in G major (one sharp) and 8/8 time. Measure 1 starts with a treble clef, a key signature of one sharp, and a common time signature of 8. The melody consists of quarter notes: G4, A4, B4, C5, B4, A4, G4. The bass line consists of quarter notes: G3, B2, D3, E3, F3, G3. Measures 2-4 continue the melody with eighth notes and triplets. Measure 2: G4, A4, B4, C5, B4, A4, G4. Measure 3: G4, A4, B4, C5, B4, A4, G4. Measure 4: G4, A4, B4, C5, B4, A4, G4. Triplets are indicated by a '3' above the notes in measures 3 and 4.

Musical notation for measures 5-7. Measure 5 starts with a treble clef, a key signature of one sharp, and a common time signature of 8. The melody consists of eighth notes: G4, A4, B4, C5, B4, A4, G4. The bass line consists of eighth notes: G3, B2, D3, E3, F3, G3. Measures 6-7 continue the melody with eighth notes and triplets. Measure 6: G4, A4, B4, C5, B4, A4, G4. Measure 7: G4, A4, B4, C5, B4, A4, G4. Triplets are indicated by a '3' above the notes in measures 6 and 7.

Musical notation for measures 8-9. Measure 8 starts with a treble clef, a key signature of one sharp, and a common time signature of 8. The melody consists of eighth notes: G4, A4, B4, C5, B4, A4, G4. The bass line consists of eighth notes: G3, B2, D3, E3, F3, G3. Measure 9 continues the melody with eighth notes and triplets. Measure 9: G4, A4, B4, C5, B4, A4, G4. Triplets are indicated by a '3' above the notes in measure 9.

Musical notation for measures 10-11. Measure 10 starts with a treble clef, a key signature of one sharp, and a common time signature of 8. The melody consists of eighth notes: G4, A4, B4, C5, B4, A4, G4. The bass line consists of eighth notes: G3, B2, D3, E3, F3, G3. Measure 11 continues the melody with eighth notes and triplets. Measure 11: G4, A4, B4, C5, B4, A4, G4. Triplets are indicated by a '3' above the notes in measure 11.

# LXV

Vind i korn

27.08.2020

The first system of guitar tablature consists of three staves. The top staff is the treble clef staff with notes: 0-2, 3-2-0, 2-0, 2-3-0, 0-2-3, 0-2. The middle staff is the bass clef staff with notes: 0-0, 0-1, 1-1, 1-2, 2-2, 2-3, 0-2-3, 0-2. The bottom staff is the guitar tablature staff with fret numbers: 1-1, 1-2, 2, 2, 2, 3, 3, 3, 3. There are four triplets indicated by a '3' below the fret numbers.

5

The second system of guitar tablature consists of three staves. The top staff is the treble clef staff with notes: 0-2-3, 0-2, 0-2-3, 0-2-3, 2-2-0, 3-2-0, 0-2-0. The middle staff is the bass clef staff with notes: 0-1-3, 1-3, 0-2-3, 0-1, 0, 4, 5-3-1-0-1-3. The bottom staff is the guitar tablature staff with fret numbers: 2, 2, 2, 2, 2, 2, 3, 3, 3, 3. There are four triplets indicated by a '3' below the fret numbers.

8

The third system of guitar tablature consists of three staves. The top staff is the treble clef staff with notes: 2-2-2, 2-2-2, 2-2-2, 2-2-2, 3-3-3, 2-2-2, 0-2-3-2-0, 3-2-0. The middle staff is the bass clef staff with notes: 0, 0, 0, 0, 0, 0, 0-2-3, 3-2-0. The bottom staff is the guitar tablature staff with fret numbers: 2, 2, 2, 2, 2, 2, 2, 2, 2, 2. There are four triplets indicated by a '3' below the fret numbers.

10

The fourth system of guitar tablature consists of three staves. The top staff is the treble clef staff with notes: 0, 0-2-3, 0, 0-2-3, 0-2, 2. The middle staff is the bass clef staff with notes: 0-1-3, 1-3, 0-2-3, 0. The bottom staff is the guitar tablature staff with fret numbers: 2, 2, 2, 2, 2. There are four triplets indicated by a '3' below the fret numbers.

# LXVI

29.08.2020



# LXVI

29.08.2020

5 9-7 0

T 7-7-9-7 | 10-10 | 9-7-9 | 10-7-9 | 9-10-9-7-6-7 | 7-3-2

A 0 | | 11 | 0 | | 0

B 8 | 9 | | 9 | 8-9 | 8

7

V II

T 3-2 | 3-2-0 | 2-3-7 | 7-5 | 5-7 | 9-7-5-4-2 | 4-2 | 2-6 | 7-5 | 9-7-5 | 10-9-7-9

A | | | 8-7 | 5 | 5-5-2 | 2 | 2 | 0 | 11

B 2-1 | 2 | 0 | 5 | 2 | 7 | 4 | 4 | | | |

14





T 12-10-8-10-8-7 | 7 | 5-10 | 7 | 5-4-2 | 2-0-2 | 4

A 0 | | 7 | | 7-5 | 4-2 | 4-2 | 0

B 9-7 | 0 | | | 5-3 | 5-3 | 2

# LXVII

29.08.2020



# LXVII

29.08.2020

8

5 7 5 3 2 0 0 2 0 2 3 2 3 0 2 0 2 3

7 8 7 5 3 2 3 2 3 2

8

0 2 2 0 3 0 2 0 0 2 2 0 0

3 2 3 0 3 2 3 2 3 0 3 3 2 3 2 4 2 0

14

3 2 0 3 2 0 2 3 0 2 2 0 0 3 0 2 3 2 0

5 2 1 2 4

19

0 2 3 0 2 3 0 2 0 2 3 2 0 3 2 0 2 3 0

5 3 1 0 0 2 0 1 0 1 3

24

2 3 2 0 0 3 0 0 2 0

2 2 0 2 3 0 2 1



# LXVIII

30.08.2020

Musical staff 1: Treble clef, 8/8 time signature. The staff contains a sequence of chords and melodic lines. The first measure has a treble clef and a bass line starting with an 8. The key signature has one sharp (F#). The staff ends with a double bar line.

Musical staff 2: Treble clef, 8/8 time signature. The staff starts with a measure number '7' above the staff. It continues with a sequence of chords and melodic lines. The staff ends with a double bar line.

Musical staff 3: Treble clef, 8/8 time signature. The staff starts with a measure number '12' above the staff. It contains triplets (marked with '3') and other chords. The staff ends with a double bar line.

Musical staff 4: Treble clef, 8/8 time signature. The staff starts with a measure number '17' above the staff. Above the staff, the labels H12, H7, H5, and H4 are placed over specific chords. The staff ends with a double bar line.

# LXVIII

30.08.2020

7 5 | 9 10 | 10 5 7 | 7 | 3 4 5 | 7 8 10 12 | 14 | 0 7 5

6 8 | 9 4 | 6 | 2 3 | 6 7 9 0 | 0 |

0 9 | 0 | 0 | 0 | 0 | 0 |

8

1-0 3 | 0 2 | 2 0-2-3 | 3-2-10-9 | 8-7-0 | 2-0 0-2-3

7-5-3 3 | 6-3-2 1-0 | 2 1 | 2-1-9-8 | 7 | 3 3-2

0 2 | 0 1 | 0 0 | 0 0 | 0 0 | 0 0

14

5-5-5 6-6-6 | 1 0 | 7-7-10-10 | 10 H12 H7 H5 H4 | 4-5 | 5-4-2

7-7-7 8 | 3 0 | 5-8-8 | 8 | 4-5 | 2

0-6-0 0 | 0 0 | 9 9 | 9 | 4 | 4

6 7 | 2 1 | 10 10 | 10 | 0 | 0

0 0 | 0 1 | 0 0 | 0 0 | 0 0 | 0 0 | 2

21

4 9 | 9

2 2 | 0

4

# LXIX

30.08.2020

Musical score for LXIX, 30.08.2020. The score consists of seven staves of music in G major, 8/8 time. The first staff starts at measure 1. The second staff starts at measure 4. The third staff starts at measure 7. The fourth staff starts at measure 10 and includes a repeat sign. The fifth staff starts at measure 14. The sixth staff starts at measure 17. The seventh staff starts at measure 19 and ends with a double bar line.

# LXIX

30.08.2020

0 0 0 1 0 1 0 0 1 0 0 1 0 1 3 0 2 3 2 0 2 3

**T**  
**A**  
**B**

4

3 2 0 2 0 0 3 3 2 0 0 1 0 1 0 0 0 2 3 2 3 0 3 0 2

**T**  
**A**  
**B**

7

3 2 0 7 8 7 5 8 8 7 0 3 2 0 2 0 3 2 1 0 1 0 2 1 2 0

**T**  
**A**  
**B**

10

0 2 3 2 0 3 2 0 0 2 3 0 2 0 1 0 1 0 0 1 0

**T**  
**A**  
**B**

14

0 2 3 2 3 5 3 5 7 7 8 8 5 8 10 7 8 7 7 5 7 8 3 0 0 2 3 2 3 2 0 2 3

**T**  
**A**  
**B**

18

0 1 0 1 3 2 1 1 4 0 2 3 2 0 2 0 3 1 0 2 0 2 1

**T**  
**A**  
**B**

2

20

**T  
A  
B**


3 2 0 0 4 4 2 0

0 1 2

0 4 4 2 0

# LXX

31.08.2020



# LXX

31.08.2020

0-3-3-2 | 0-2-3 | 0-2-3-2-0 | 3-2-3 | 3-2-0-2-0 | 3

0-1-0-4 | 5 | | | | | | |

2 | | | | | 2 | 1-2-4 | 2-0

5

0-2-3 | 2-2-0 | | | 0 | 0 |

1-3 | 0-2-3 | | | 7-8-7 | 7-3-5 | 3-2-3 | 2-0

0 | 1 | | | 0 | 8-7-5 | | |

0 | 2 | 2-10-9 | 7 | | | | | | |

10

2-3 | 0-2 | | | 3-2-0-2-0-0 | 0-0-0-0-0-0 | 2

1 | 5 | | | 4-4-4 | | | | | |

2 | | | | | | | | 2 |

3 3

# LXXI

01.09.2020

The first system of musical notation for LXXI. It consists of a single staff in treble clef with a key signature of two sharps (F# and C#). The music begins with a treble clef and a common time signature 'C'. The notation includes various note values such as quarter notes, eighth notes, and sixteenth notes, along with rests and accidentals (sharps and flats). The system concludes with a double bar line.

5

The second system of musical notation for LXXI, starting at measure 5. It continues the melodic and harmonic development from the first system, featuring similar note values and accidentals. The system ends with a double bar line.

12

The third system of musical notation for LXXI, starting at measure 12. This system introduces a more rhythmic pattern with eighth and sixteenth notes in the upper voice, while the lower voice consists of a steady accompaniment of quarter notes. The system ends with a double bar line.

16

The fourth system of musical notation for LXXI, starting at measure 16. It features a complex rhythmic texture with sixteenth notes in the upper voice and a bass line with eighth and sixteenth notes. The system concludes with a double bar line.



# LXXI

01.09.2020

7

7  
TAB  
0 2 3 2 4 6 | 7 6 4 2 0 | 2 0 0 | 0 4 | 7 10 9 | 10 12  
4 | 6 5 2 | 1 | 4 | 6 9 | 9 11  
0 | 4 | 5

TAB notation for measures 7-12. Measure 7: Bass (0), Treble (2-3-2-4-6). Measure 8: Bass (6-5-2), Treble (7-6-4-2-0). Measure 9: Bass (0), Treble (2-0-0). Measure 10: Bass (4), Treble (0-4). Measure 11: Bass (6-9), Treble (7-10-9). Measure 12: Bass (9-11), Treble (10-12). Fingering: 4, 6, 5, 2, 1, 4, 5.

7

7  
II  
TAB  
9 | 5 | 4 2 2 | 2 4 5 7 | 9 | 2 2 2 2 | 2 3 2 0 | 2 2 |  
2 | 6 | 2 | 0 | 0 | 0 2 | 3 | 0 |  
8 | 4 | 4 | 8 | 9 8 | 2 2 2 2 | 2 2 2 2 |

TAB notation for measures 13-18. Measure 13: Bass (9), Treble (5). Measure 14: Bass (4), Treble (4-2-2). Measure 15: Bass (4), Treble (2-4-5-7). Measure 16: Bass (8), Treble (9). Measure 17: Bass (2-2-2-2), Treble (2-2-2-2). Measure 18: Bass (2-2-2-2), Treble (2-3-2-0). Fingering: 2, 2, 3, 2, 0, 2, 2, 2, 2.

15

15  
TAB  
0 | 3 2 0 | 3 1 0 | 2 2 2 2 | 2 2 2 2 | 2 2 1 | 2 2 |  
0 | 2 3 0 2 3 3 3 2 | 2 2 2 0 2 | 2 0 2 |  
0 | 0 1 0 | 0 0 | 0 0 0 | 0 0 0 | 0 0 0 | 2 0 0 2 |  
2 | 2 | 2 | 2 | 2 | 2 | 2 | 2 | 2 | 2 | 1 | 2 2 |

TAB notation for measures 19-24. Measure 19: Bass (0), Treble (3-2-0). Measure 20: Bass (2-2-2-2), Treble (3-1-0). Measure 21: Bass (2-2-2-2), Treble (0). Measure 22: Bass (2-2-2-2), Treble (2-3-0-2-3-3-3-2). Measure 23: Bass (2-2-1), Treble (2-2-2-0-2). Measure 24: Bass (2-2), Treble (2-0-2). Fingering: 2, 2, 2, 2, 2, 2, 2, 2, 2, 2, 2, 2, 2, 1, 2, 2.

19

19  
TAB  
0 2 | 2 |  
3 | 0 |  
0 | 0 |  
2 | 1 |  
3 | 2 |

TAB notation for measures 25-26. Measure 25: Bass (0-2), Treble (3-0-0-2). Measure 26: Bass (2), Treble (2-0-0-1-2). Fingering: 3, 0, 0, 2.

# LXXII

04.09.2020



# LXXII

04.09.2020




Measure 1: T: 2-3-2-0, A: 3, B: 2  
Measure 2: T: 2-0-0, A: 3-2-3, B: 0  
Measure 3: T: 0-0-0, A: 3-1-0-1-3, B: 3  
Measure 4: T: 0-2, A: 0, B: 2  
Measure 5: T: 3-2-0-0-2, A: 3, B: 2

6

Measure 6: T: 0-0-0, A: 1-0-1-3, B: 3  
Measure 7: T: 0-2-3-0, A: 0, B: 1-2  
Measure 8: T: 2-3, A: 0, B: 1-2  
Measure 9: T: 2-0-0, A: 0-4, B: 0  
Measure 10: T: 0-2-3, A: 5, B: 0  
Measure 11: T: 2-0, A: 3-3-2-0, B: 5  
Measure 12: T: 0-0, A: 0, B: 2

# LXXIII

05.09.2020



# LXXIII

05.09.2020

0 2-0-2 3-2 2-0-2 0 1-0-1-3-1-0 0 1-0-1-3-0 0-2

TAB 0 3 4 2 1 3-2-3 3 1

5 4 2 1 3-2-3 3 1

0

7

3-7 5-3 3-3 2-0 0-2 3-2-0 2-3 2-3 2-0-0 2-3

TAB 8 7-5 5-5 3 3 3 2-3 2-3 0 4 3

0 4 0 2 2 1-2 1-2 4 4

0

17

3-2 9-10 10-9-7 9-10 0-0-0-2 0-0-0-2 0-0-0-0-2

TAB 4 10 9 8-9 4 2 4 4 4 4

5 9 9 8-9 4 2 0

0

0

24

4

TAB 0 2 0

0

# LXXIV

05.09.2020

Musical staff 1: Treble clef, key signature of three sharps (F#, C#, G#), 8/8 time signature. The staff contains a sequence of chords and melodic fragments. The first measure features a triad of F#, C#, and G#. Subsequent measures include various chordal textures and eighth-note patterns.

Musical staff 2: Treble clef, key signature of three sharps, 8/8 time signature. This staff begins with a melodic line of eighth notes. The first measure starts with a triad of F#, C#, and G#. The melody continues with eighth-note patterns across several measures.

Musical staff 3: Treble clef, key signature of three sharps, 8/8 time signature. This staff features a complex rhythmic structure with many beamed eighth notes. The first measure starts with a triad of F#, C#, and G#. The piece concludes with a final chord of F#, C#, and G#.

Musical staff 4: Treble clef, key signature of three sharps, 8/8 time signature. This staff consists of a series of chords and dyads. The first measure starts with a triad of F#, C#, and G#. The piece ends with a final chord of F#, C#, and G#.

Musical staff 5: Treble clef, key signature of three sharps, 8/8 time signature. This staff begins with a melodic line of eighth notes. The first measure starts with a triad of F#, C#, and G#. The piece concludes with a final chord of F#, C#, and G#.

# LXXIV

05.09.2020

5 0-2 2 2-5 0 0

T 7-7 0 2-0-2-3 2 3 2-0 3-7 7 0 2-3

A 8 8-7 3 1-0 2 0 8 8

B 9 2-1 2 9 7-3 2

8

0-2 3 2 0-2-3 0 0 3 2-3 0

T 0-2-3 0-2 3 0-2-3 2 3-2-3 0-2-3 0 2-3 0 3 2-3 0

A 0-1-3 2 0 4 2

B 2 2

13

2-0 2-0 2-3 0 0-2 2 2-0 3 2 3-2 2 0 2-3-2-3 2 2-3-2-3 2 5-3

T 2-0-2-3-0 0-2 2 2-0 3 2 3-2 2 0 2-3-2-3 2 5-3

A 3 0 0 1 2 1 2 0

B 0 3 2 1 2 0

17

2 2 7-7 5 7-5 0 2-0 0 7-5-3 5-3-2

T 3-3-2-3 0 0 8 8 7-5 0 2-0 0 7-5-3 5-3-2

A 5-3 0 0 8 8 8 7 8 7 4 8 7 5 7 5 3

B 9 2

23

2 0 2 3 0 3 2 2 3 2 0




T 2 0 2 3 0 3 2 2 3 2 0

A 2 0 2 3 2 0

B 0

# LXXV

06.09.2020





# LXXV

06.09.2020

5

5 7-8-7 | 7-5 | 8-7 | 5 7-8-7-7-5 | 5-7-8 5-7

0 8-8-7 | 8-7 | 8 8-8-7 | 0 7-8

6

III II

0-2-3 0 3 | 7-5-3 | 5-5 | 5-4-2 | 4-10 | 9-7-5-7-5

3 7 | 3 | 3-3 | 2 | 0 | 10-9-7-9-7

0 5 | 5-5 | 4 | 2 | 0 | 0-0-0-0-0

12

4-5-4-2-4-2 | 0-2 | 5 | 7-5-7 | 0-0 | 0-2-3 0-2 | 2-0

5-4 | 3 | 7-8-7 | 8-8-7 | 7-4-0 | 0 3-3-2

3 | 0 | 8 | 8 | 8 | 2 | 3

0 0 | 0 | 0 | 0 | 0 | 0

19

V

0 0 | 0 3-2-0 | 3 2-0 | 0-0-0 | 5-7-9 | 9

2 2 | 2 3 | 0 2-0 | 2 3 5 | 7 8 | 5

3 3 | 0 | 3 5 7 | 8 | 7

2 2 | 4 | 2 | | | | | 7

0 4 | 2 | | | | | 5

# LXXVI

07.09.2020

Musical staff 1, measures 1-6. The staff is in treble clef with a key signature of three sharps (F#, C#, G#) and a common time signature (C). It begins with a bass line marked with an '8' and a treble line. A double bar line with a repeat sign is placed above the staff at the end of measure 6.

Musical staff 2, measures 7-13. The staff continues from the previous one. It features a treble line and a bass line marked with an '8'. Measure 13 contains a triplet of eighth notes. A double bar line with a repeat sign is placed above the staff at the end of measure 13.

Musical staff 3, measures 14-19. The staff continues from the previous one. It features a treble line and a bass line marked with an '8'. The piece concludes with a double bar line at the end of measure 19.

# LXXVI

07.09.2020

♩

0 0 0 2-0 0 0 0-2 2-0 0-5-4  
0 0 2-3 3 3 2 0-2-3 3 3 2  
1 6 7-5 4 5 3 0-1-3 3 3 3  
2 0 0 0 0 0 0 0 0 4  
0 0 0 0 0 0 0 0 0 0

8 ♩ II

9 9-7 9 7-4 5 0 2-0 0 0 5-4-2  
10 7 2-3 3 3 2-3-2 0-2 0 2  
0 8 4 0 3 3 3 2-3 0 4  
0 0 0 0 0 0 0 0 0 2  
0 0 0 0 0 0 0 0 0 0

3 3 3

15 V

4 5 7 9 7 9 9  
0 0 8 5  
2 0 7  
0 0 5

# LXXVII

08.09.2020

Adagio

Musical notation for measures 1-6. The piece is in 8/8 time and the key signature has two sharps (F# and C#). The melody consists of quarter and eighth notes, while the bass line features a steady eighth-note accompaniment.

Musical notation for measures 7-11. The melody continues with eighth-note patterns, and the bass line includes some sixteenth-note runs.

Musical notation for measures 12-18. Measure 12 is marked with a double bar line and the tempo change to *Grave*. The tempo is significantly slower, with notes spaced out across the measures.

Musical notation for measures 19-25. The melody features some chords and rests, with the bass line continuing its accompaniment.

Musical notation for measures 26-31. The piece concludes with a final cadence in measure 31, marked with a double bar line.

# LXXVII

08.09.2020

Adagio

Tablature for the first system (measures 1-7):

| M | 1 | 2   | 3 | 4   | 5 | 6     | 7   |
|---|---|-----|---|-----|---|-------|-----|
| T | 2 | 2-3 | 0 | 2-0 | 3 | 2     | 2-0 |
| A | 0 |     |   |     |   | 0-2-3 | 2   |
| B | 2 | 1   |   | 2   |   |       |     |

Diagram: Vertical lines indicate string plucking for measures 1-7.

8

Grave

Tablature for the second system (measures 8-14):

| M | 8 | 9 | 10 | 11 | 12 | 13 | 14    |
|---|---|---|----|----|----|----|-------|
| T | 2 | 7 | 0  | 3  | 2  | 0  | 0-2-3 |
| A |   |   |    |    |    |    | 0-2-3 |
| B | 1 | 6 |    | 2  | 0  |    |       |

Diagram: Vertical lines indicate string plucking for measures 8-14.

15

II

Tablature for the third system (measures 15-21):

| M | 15 | 16 | 17  | 18 | 19  | 20 | 21    |
|---|----|----|-----|----|-----|----|-------|
| T | 2  | 3  | 0-2 | 3  | 2   | 0  | 2     |
| A |    |    |     |    |     |    | 0-2-3 |
| B |    |    |     | 5  | 2-3 |    |       |

Diagram: Vertical lines indicate string plucking for measures 15-21.

22

Tablature for the fourth system (measures 22-28):

| M | 22 | 23  | 24  | 25  | 26    | 27  | 28  |
|---|----|-----|-----|-----|-------|-----|-----|
| T | 3  | 2-0 | 2-3 | 2-3 | 7-5-3 | 3-5 | 7-8 |
| A | 0  |     |     |     | 8-7-5 | 5-5 | 3-2 |
| B | 2  |     | 1-2 |     | 4     | 6-7 |     |

Diagram: Vertical lines indicate string plucking for measures 22-28.

# LXXVIII

11.09.2020

6=D 8

The first system of music contains measures 1 through 6. It is written in a treble clef with a key signature of two sharps (F# and C#). The time signature is 8/8. The notation includes a variety of rhythmic values: quarter notes, eighth notes, and sixteenth notes, often beamed together. There are several instances of triplets, indicated by a '3' above the notes. The bass line consists of a steady eighth-note accompaniment.

7

The second system of music contains measures 7 through 12. It continues the piece with similar rhythmic patterns and triplet markings. The notation features a mix of eighth and sixteenth notes, with some beaming. The bass line remains consistent with the previous system.

13

The third system of music contains measures 13 through 18. This system introduces more complex rhythmic figures, including sixteenth-note runs and triplets. The notation is dense with notes, and the bass line continues to provide a steady accompaniment.

19

The fourth system of music contains measures 19 through 21, which concludes the piece. It features a final melodic phrase in the treble clef and a final bass line note. The notation ends with a double bar line.

# LXXVIII

11.09.2020

6=D

6=D

Measures 1-6 of the first system. The TAB notation is as follows:

| Measure | T         | A     | B     |
|---------|-----------|-------|-------|
| 1       | 5-2-3-3-2 | 7-3   | 8-5-0 |
| 2       | 0-0-2-2-0 | 0-2-3 | 0-4   |
| 3       | 0-2-0     | 0-3   | 0-5-3 |
| 4       | 5-2       | 7-3   | 8-5-3 |
| 5       | 0-0       | 2-3   | 0     |
| 6       | 0-0       | 0-3   | 0     |

Diagrammatic representation of fret positions for measures 1-6:

7

Measures 7-12 of the first system. The TAB notation is as follows:

| Measure | T         | A         | B     |
|---------|-----------|-----------|-------|
| 7       | 8-7-0-7-0 | 7-3       | 7-5-0 |
| 8       | 3-2-0-0-2 | 3-2-0-0-2 | 4-5-0 |
| 9       | 2-5-3     | 2-7-5     | 0     |
| 10      | 2-2-0-0   | 3-3-3-2   | 0     |
| 11      | 5-2       | 7-3       | 8-4-5 |
| 12      | 2-0-0     | 3-3-3-2   | 0     |

Diagrammatic representation of fret positions for measures 7-12, including triplets (3) under measures 7, 8, 10, 11, and 12.

13

Measures 13-18 of the first system. The TAB notation is as follows:

| Measure | T         | A           | B     |
|---------|-----------|-------------|-------|
| 13      | 0-0-0     | 2-3-5       | 3-5-7 |
| 14      | 5-2       | 7-3         | 8-5-3 |
| 15      | 0-2-3-0-2 | 2-3-0-2     | 0     |
| 16      | 7-10      | 7-10        | 0     |
| 17      | 2-0-0     | 3           | 0     |
| 18      | 0-2-0     | 3-2-3-0-2-3 | 0     |

Diagrammatic representation of fret positions for measures 13-18, including triplets (3) under measures 17, 18, and 19.

19

Measure 19 of the first system. The TAB notation is as follows:

| Measure | T     | A   | B |
|---------|-------|-----|---|
| 19      | 3-2-3 | 3-3 | 0 |

Diagrammatic representation of fret positions for measure 19.

# LXXIX

09.09.2020





# LXXIX

09.09.2020

7-7-7 8-7-4 0 7-7-5 7-8-7 3-2 0 4-2-4 5-5 2-3

5-5-5 6-6 7 0 5-5 6 0 6-7 2-1 2

T  
A  
B

8

2-0-0 2-3 2-3 7-8 8 0 7 8 0 3-1 3-2 3-2 3-2 3-2 2 5

3 2 1-2 6-7 7 3 2-1 2-1 2-1 0

T  
A  
B

17

2 3 5 5-3 0 0 0 2


3 4 6 6 6 0-1-3 0 0 0 0

4 5 5 6 7 8 8 7 6 3-1 2 3 0 0 0

T  
A  
B

# LXXX

15.09.2020



# LXXX

15.09.2020

0 0 2-0 0-2-3 2 0 0 0

1-2-0 1 3 3-2 2 3-2 8-7 7 7 0 0

0 0 0 0 0 0 0 8

T  
A  
B

2 3-2 1 2-1 2-1 2-1 7 6

10 ♩ = ♩.

0 0 2-2-2-2-0 0 0-2 2-0 0-2

5 5 0 3 3 2 0-2-3 3 3 2 2

7 7 0 0 3-2-3 3 3 3 3

T  
A  
B

6 7-6 2 0 0 4

15

2 0-2-3 0-2-0 2 0-2-3 0 2

0-2-3 3 0-2 1-3 0 0-2-3 3-2-3 0 0 2

0 0 0 0 0 0 0 0 2

T  
A  
B

# LXXXI

22.09.2020

The image displays a musical score for a piece titled "LXXXI", dated 22.09.2020. The score is written in treble clef with a key signature of two sharps (F# and C#). It consists of seven staves of music, each beginning with a measure number: 4, 6, 8, 11, 13, and 18. The notation includes various rhythmic values such as eighth and sixteenth notes, as well as rests and accidentals. The music is presented in a single melodic line on a five-line staff.

2

21

Musical notation for measures 21-23. The key signature is two sharps (F# and C#). The melody consists of eighth and sixteenth notes, often beamed together. The bass line features a steady eighth-note accompaniment. Measure 21 starts with a treble clef, a key signature of two sharps, and a common time signature. The piece concludes with a double bar line.

24

Musical notation for measures 24-26. The key signature is two sharps (F# and C#). The melody continues with eighth and sixteenth notes. The bass line includes some lower register notes, including a low C. Measure 24 starts with a treble clef, a key signature of two sharps, and a common time signature. The piece concludes with a double bar line.

# LXXXI

22.09.2020

**T** 5 7 7 5 0 0 | 2 3 5 7 5 3 2 0 0  
**A** 0 8 8 7 7 4 | 3 5 7 8 7 5 3 3-2-3  
**B** 0 | 0

4

**T** 3-2-2 3 2-0-0-0 7-9 | 9-7-5-2-5-0 2-0-0-0  
**A** 0 8 0 | 10-9-7-3-7-8-7 3-2-3 2-0-0  
**B** 2-1-2 2 3 | 0

7

**T** 0 0 7-8-7 | 7-5-3-2 0 | 3-2-2-0-0 | 0-0-0-0  
**A** 1-2-6-7 | 8-7-5-3-2-3-2-3 | 4 5-7-8  
**B** 1-2-6-7 | 2-1

11

**T** 0 0 0 0 0 3-2 | 3-2-0-0-4-2 | 0  
**A** 7 4 5 7 7 | 0 8-6-8-8 | 0-1-0-2  
**B** 8 | 2-1 7 | 2

14

**T** 2-3-2-0 | 2-3-5-7 | 5 0 0 | 2-0 0 | 2-0-0  
**A** 3-3-2-3-2 | 7-8 | 7-8-7-3 | 3 3-2-3 | 3-2  
**B** 0 | 0 | 0 | 4 | 2-1 2-7-6

19

**T** 7 | 2 0-2-0 | 0 2-0 | 0-2-3 | 0-2-3  
**A** 8 0-1-3 0-2-3 | 3-2-3 3-2 | 3 3-2-3-2 0-2-3  
**B** 7 | 0 | 4 | 0

2

22

TAB notation for guitar, measures 22-25. The notation is written on a six-line staff. The letters T, A, and B are stacked vertically on the left side of the staff. The fret numbers are as follows:

- Measure 22: 5, 4-2-4-5, 4, 2-0-2-4-2-0, 0, 3-2-2-3-2-0, 2, 3, 3-2, 0, 0
- Measure 23: 4, 2, 0, 0, 1, 2, 1, 0
- Measure 24: 2, 0, 0, 0, 0, 0, 0, 0
- Measure 25: 5-4-5-7

Chord diagrams are provided below the staff for measures 22, 23, 24, and 25. Measure 22 has four diagrams, measure 23 has two, and measure 24 has two. Measure 25 has one diagram.

26



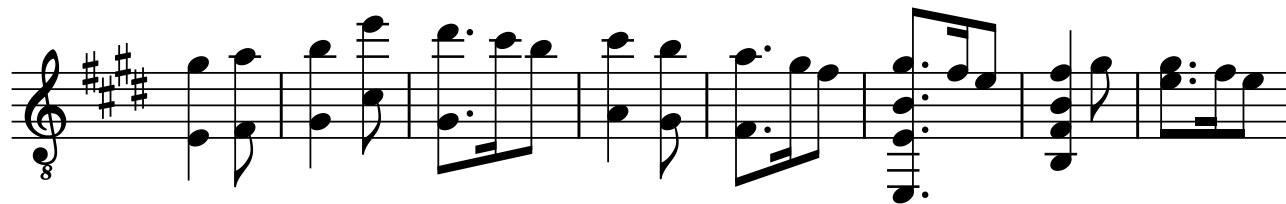
TAB notation for guitar, measures 26-27. The notation is written on a six-line staff. The letters T, A, and B are stacked vertically on the left side of the staff. The fret numbers are as follows:

- Measure 26: 0, 5, 7, 7, 8, 0
- Measure 27: 2, 3, 3, 0

Chord diagrams are provided below the staff for measures 26 and 27. Measure 26 has two diagrams, and measure 27 has one. The staff ends with a double bar line.

# LXXXII

23.09.2020





# LXXXII

23.09.2020

4-5 | 7-12 | 11-9 | 9-7 | 5-4-2 | 4-2-0 | 2-4 | 4-2-0 | 2-4

TAB 2-4 | 6-11 | 11 | 7-6 | 4 | 2 | 0 | 2 | 5

10

0-4 | 2 | 0 | 0 | 4-2-0 | 7-9 | 5-4 | 2

TAB 2 | 3 | 2-3-2 | 0-2-3 | 0-2-4 | 5 | 9-10 | 7-5 | 4-5-4

18

0 | 4 | 4 | 0-2 | 4-5 | II 5-4 | 4 | 9-7

TAB 4-7 | 5 | 5-7-5 | 4 | 0-5 | 2 | 0 | 7

TAB 6 | 7 | 6 | 5 | 2 | 4 | 2-4-2 | 7-6

26

4-2-0 | 4-2-0 | 3-2 | 0-2-3 | 0-2-4 | 0



TAB 0 | 4-2-0 | 3-2 | 0-2-3 | 0-2-4 | 0

TAB 2 | 2 | 2 | 2 | 2

# LXXXIII

Fru Kjærsdalens Ingenting

27.09.2020



# LXXXIII

Fru Kjærdsdalens Ingenting  
27.09.2020

**T  
A  
B**

4-0 5 4-2-1 2 0 2-0-2-3 3-2-3 2-0-2-3 0-2-4-5 5-4  
0-2 2 2-3-2-0-2 5 3 2  
2-2 4 0 3 2  
0 2 0

8

**T  
A  
B**

2-0 0-2 0 0-2-4 4-4-4-4-5 4 2 0-2 0 0 0  
0 4 4-2 4 0 2 4 4 2-4 4 7-9  
0 4 2 2 4 1 4 2  
2 4 2 0 2 4 2




15

**T  
A  
B**

9 7 5 4 4 2-0 0 0 4 5 4 5 2 4  
5 5 2 2 0 0 4 5 4 5 0  
7 5 4 2 0 0 0 0 0 2 2  
5 7 2 4 0 2 0

# LXXXIV

01.10.2020



# LXXXIV

01.10.2020

2 0 2-3 0 2 3-2-3-2-3 0-2-3 2 0-2-3 2-0 3-2 2 0-2-0 3-2

T  
A  
B

2 0 2-3 0 2 3-2-3-2-3 0-2-3 2 0-2-3 2-0 3-2 2 0-2-0 3-2

1 1

5

2 3 5 0 0-2-3-2-0 2 0 3 2-0-2 3 2-3-2-3 0-2-0

T  
A  
B

0 0 4 5 4 5 4 4 5 3 0 0 0 0 1

1 2 4 4 2 2 1 2

10

2 7 7-5-2 0 0-2-3 0-2-0 2 0 0 2 0-2-3 2 0 2-3

T  
A  
B

0 0 8 3 2 0-2-3 3-2 3-2 3-2 0-2-3 0 0 2-3

0 0 5 3 5 3-2 5 3-2 0 0

2 2-10-9 7 0 2

15


0 0 3 2 3 0 2 3 2 3 0 3 2 3 0 0 0

T  
A  
B

3 2 3 2 3 0 3 2 3 0 0 0 2

# LXXXV

05.10.2020



# LXXXV

05.10.2020

7-5-2 0-2 2-0 7-5-2

7-7-3 3-2-0-2-3 3-2 2-0-2-3 7 7-7-3

5-3-1 3-2-3-0 3 8-5

2 7

5

0-0-2-0-2-3-2-0-2 2-0 0-2 2-3-2-0-2 2-2-2 0

2-3 0 2-3 0-3 0-2-3 3-2

3-1 1 0-3 2

1 2

9

2-0 0 0-2 0 0-2 0-2

0-0 3-0-2 3-2 3-2-0 0-2 0-2-3 2-3 0-2

2-0 3 5 3 1-3 0

2-0 4

15

2-7-7-5-2-0 0-2 0 0-2-3-2-0-2

0-8-7-3 3-2-0 0 2-3 0-2-3 0 0-2-3

0 3 0 0 3

2 2

17

2-2-0-0-2-2

0-3-2-0 0

0-5-3-1 0

2

# LXXXVI

07.10.2020

Musical staff 1, measures 1-4. Treble clef, key signature of two sharps (F# and C#), 8/8 time signature. The staff contains a melody and a bass line. The melody starts with a dotted quarter note, followed by eighth notes and a quarter note. The bass line consists of dotted quarter notes and eighth notes.

Musical staff 2, measures 5-8. Treble clef, key signature of two sharps, 8/8 time signature. The staff contains a melody and a bass line. The melody features a series of eighth notes and quarter notes. The bass line consists of dotted quarter notes and eighth notes.

Musical staff 3, measures 9-12. Treble clef, key signature of two sharps, 8/8 time signature. The staff contains a melody and a bass line. The melody features a series of eighth notes and quarter notes. The bass line consists of dotted quarter notes and eighth notes.

Musical staff 4, measures 13-16. Treble clef, key signature of two sharps, 8/8 time signature. The staff contains a melody and a bass line. The melody features a series of eighth notes and quarter notes. The bass line consists of dotted quarter notes and eighth notes.

Musical staff 5, measures 17-23. Treble clef, key signature of two sharps, 8/8 time signature. The staff contains a melody and a bass line. The melody features a series of eighth notes and quarter notes. The bass line consists of dotted quarter notes and eighth notes.

Musical staff 6, measures 24-30. Treble clef, key signature of two sharps, 8/8 time signature. The staff contains a melody and a bass line. The melody features a series of eighth notes and quarter notes. The bass line consists of dotted quarter notes and eighth notes.



# LXXXVI

07.10.2020

6

TAB system 1: Measures 1-4. Treble clef. Staff 1 (T) has notes 0-2, 3-3, 3-3-2, 3-2-3-2-0, 0-2-3, 3, 2-3, 0-2-3, 0-2-3. Staff 2 (A) has notes 0-0, 0, 0, 0, 4, 5-5, 3, 3, 1. Staff 3 (B) has notes 2-1, 2-1, 2. Includes rhythmic notation below.

6

TAB system 2: Measures 5-8. Treble clef. Staff 1 (T) has notes 2-0, 3-3-2-3, 3-2-3, 0-2-3, 2-0, 3-2-3, 0-2-3-2-0-2, 2-0, 0, 10-9. Staff 2 (A) has notes 0, 0, 0, 0, 0, 3, 3-2, 0. Staff 3 (B) has notes 1, 2, 0, 3, 2. Includes rhythmic notation below.

12

TAB system 3: Measures 9-16. Treble clef. Staff 1 (T) has notes 10-9-7, 9-10, 9-7, 7-0, 3, 2-0, 0, 0-2-3, 0-2-3, 2-7, 5-3, 2-0. Staff 2 (A) has notes 0, 0, 0, 0, 4, 1, 0, 0, 0, 3. Staff 3 (B) has notes 0, 0, 0, 0, 0, 0, 0, 0, 3. Includes rhythmic notation below.

21

TAB system 4: Measures 17-24. Treble clef. Staff 1 (T) has notes 0, 3-2, 0, 0-2-3, 0, 2-0-2-3, 0-2, 3-2-3, 0-2-3, 2-0, 0, 10-9. Staff 2 (A) has notes 0, 3, 0, 0, 0, 0, 3, 0, 0, 8-7, 0. Staff 3 (B) has notes 0, 0, 0, 0, 0, 0, 0, 0, 0, 9, 0. Includes rhythmic notation below.

27


TAB system 5: Measures 25-32. Treble clef. Staff 1 (T) has notes 10-9-7, 9-10, 9-7, 7-0, 3, 3-2-0, 2, 2, 3, 2, 0, 0-2, 2-0, 0. Staff 2 (A) has notes 0, 0, 0, 0, 4, 5, 3, 3, 3, 3, 2, 2, 0, 3. Staff 3 (B) has notes 9, 8-9, 8, 2, 0, 0, 0, 0, 0, 0, 1, 0. Includes rhythmic notation below.

35

TAB system 6: Measure 33. Treble clef. Staff 1 (T) has note 2. Staff 2 (A) has note 0. Staff 3 (B) has note 2. Includes rhythmic notation below.

# LXXXVII

10.10.2020



# LXXXVII

10.10.2020

**T**  
**A**  
**B**

2-0-0 | 2-0-0 | 2-0-0-2  
3-2-2-3-2 | 2-3-3-2-3 | 3-2-3  
5-3 | 5-4-5-4-5 | 5-3

0  
0

4

**T**  
**A**  
**B**

3-2-0-2 | 2 | 2 | 2 | 2-0  
0-3 | 0 | 0 | 0 | 3-2-3-2-3  
1-0-1-0-1-0 | 0 | 0 | 0 | 0-1-3-1-0  
2 | 2-2-0 | 4-2 | 2-3-2 | 1 | 2


7

**T**  
**A**  
**B**

2-7-5-3-2 | 2-3-2 | 2-0 | 2  
0-8-7-5-3 | 0 | 0 | 1-0 | 0  
0-2 | 0-2 | 0 | 1-0 | 0  
4 | 2 | 2-3-2-3-2-0 | 2

# LXXXVIII

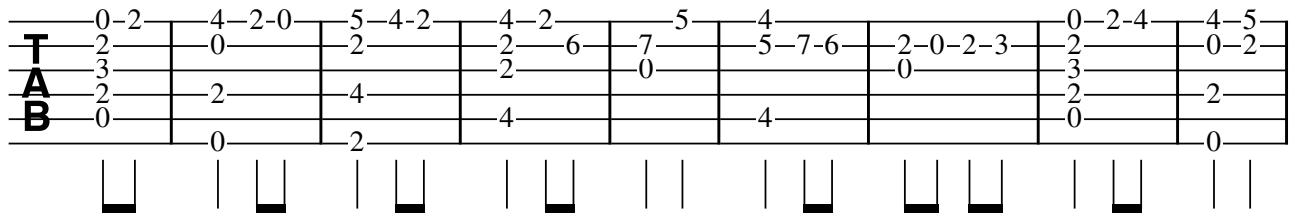
07.02.2021



# LXXXVIII

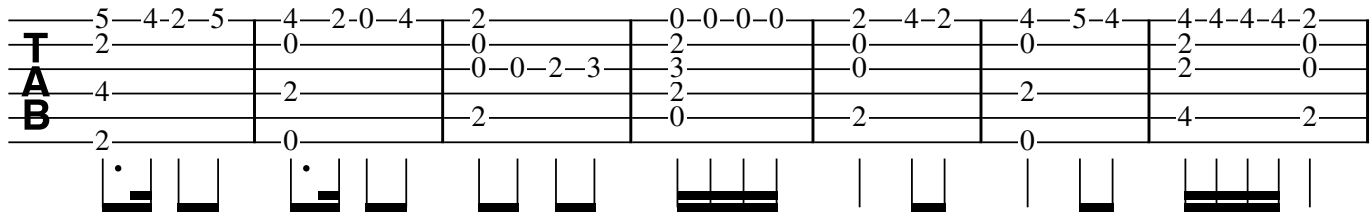
07.02.2021

II



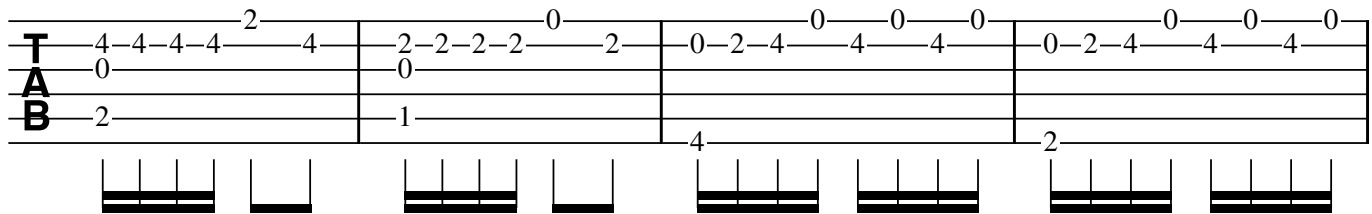
A guitar TAB system consisting of six staves. The top staff is the treble clef staff with notes 0-2, 4-2-0, 5-4-2, 4-2, 5, 4, 2-0-2-3, 0-2-4, 4-5. The second staff is the G string with notes 2, 0, 2, 6, 7, 5, 7-6, 2, 2, 0-2. The third staff is the D string with notes 3, 0, 2, 2, 0, 0, 0, 3, 3, 3, 3. The fourth staff is the A string with notes 2, 2, 4, 4, 4, 4, 4, 2, 2, 2, 2. The fifth staff is the E string with notes 0, 0, 2, 4, 4, 4, 4, 0, 0, 0, 0. The sixth staff is the bass clef staff with notes 0, 0, 2, 4, 4, 4, 4, 0, 0, 0, 0. Vertical bar lines separate the measures. Below the staves are vertical tick marks indicating fret positions.

10 II



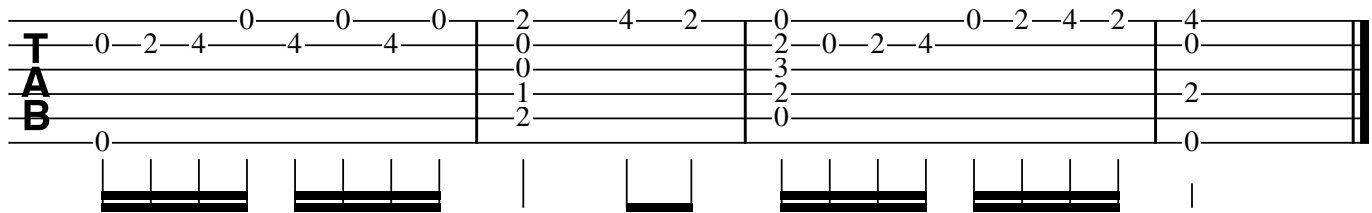
A guitar TAB system consisting of six staves. The top staff is the treble clef staff with notes 5-4-2-5, 4-2-0-4, 2, 0-0-0-0, 2-4-2, 4-5-4, 4-4-4-4-2. The second staff is the G string with notes 2, 0, 0, 2, 0, 0, 0, 2, 0, 0, 2, 0. The third staff is the D string with notes 4, 2, 0-0-2-3, 3, 0, 2, 2, 0. The fourth staff is the A string with notes 2, 2, 2, 2, 2, 2, 2, 4, 2, 4, 2. The fifth staff is the E string with notes 0, 0, 2, 4, 4, 4, 4, 0, 0, 0, 0. The sixth staff is the bass clef staff with notes 0, 0, 2, 4, 4, 4, 4, 0, 0, 0, 0. Vertical bar lines separate the measures. Below the staves are vertical tick marks indicating fret positions.

17



A guitar TAB system consisting of six staves. The top staff is the treble clef staff with notes 4-4-4-4, 2, 4, 2-2-2-2, 0, 2, 0-2-4, 0, 4, 0, 4, 0, 0-2-4, 0, 4, 0, 4, 0. The second staff is the G string with notes 0, 0, 0, 0, 0, 0, 0, 0, 0, 0, 0, 0, 0, 0, 0, 0, 0, 0. The third staff is the D string with notes 2, 1, 4, 2. The fourth staff is the A string with notes 2, 1, 4, 2. The fifth staff is the E string with notes 0, 0, 0, 0, 0, 0, 0, 0, 0, 0, 0, 0, 0, 0, 0, 0, 0, 0. The sixth staff is the bass clef staff with notes 0, 0, 0, 0, 0, 0, 0, 0, 0, 0, 0, 0, 0, 0, 0, 0, 0, 0. Vertical bar lines separate the measures. Below the staves are vertical tick marks indicating fret positions.

21



A guitar TAB system consisting of six staves. The top staff is the treble clef staff with notes 0-2-4, 0, 4, 0, 4, 0, 2, 4-2, 0, 0-2-4, 0-2-4-2, 4. The second staff is the G string with notes 0, 0, 0, 0, 0, 0, 2, 0, 2, 4, 2, 0, 2, 4. The third staff is the D string with notes 0, 0, 0, 0, 0, 0, 3, 0, 2, 4, 2, 0, 2, 4. The fourth staff is the A string with notes 0, 0, 0, 0, 0, 0, 2, 0, 2, 4, 2, 0, 2, 4. The fifth staff is the E string with notes 0, 0, 0, 0, 0, 0, 1, 0, 2, 4, 2, 0, 2, 4. The sixth staff is the bass clef staff with notes 0, 0, 0, 0, 0, 0, 2, 0, 2, 4, 2, 0, 2, 4. Vertical bar lines separate the measures. Below the staves are vertical tick marks indicating fret positions.

# LXXXIX

08.02.2021



# LXXXIX

08.02.2021

7 5 7 5 7 8 7 8 2 2 2 0 2 0 2 3 3 3 2 2 2 0

0 8 7 0 0 0 0 0 0 0 0 0

7 0 2 3 2 2 1 2 0

Diagram showing fret positions for measures 1-7. Measure 1: 7-5-7-0, 7-8-7-0, 7-0-2-3. Measure 2: 5-7-8-7-0, 8-0-2-3. Measure 3: 8-0-2-3, 2-0-2-3. Measure 4: 2-0-2-3, 2-0-2-3. Measure 5: 2-0-2-3, 3-3-2-0. Measure 6: 3-3-2-0, 2-2-0-0. Measure 7: 2-2-0-0, 2-0-0-0.

8

2 0 3 2 0 2 0

4 2 4 2 4 0 2 0 4 2 0

Diagram showing fret positions for measures 8-10. Measure 8: 4-2-4-0, 2-0-4-0. Measure 9: 2-0-4-0, 2-0-4-0. Measure 10: 2-0-4-0, 2-0-4-0.

# XC

10.02.2021

The first system of musical notation for 'XC' consists of a single staff in treble clef with a key signature of three sharps (F#, C#, G#). The music begins with a treble clef and a common time signature 'C'. The melody starts with a quarter note G4, followed by quarter notes A4, B4, and C5. The bass line consists of a whole note chord of G2, B1, and C2. The melody continues with quarter notes D5, E5, and F#5, followed by quarter notes G5, A5, and B5. The bass line remains a whole note chord of G2, B1, and C2. The system concludes with a quarter note C5, followed by quarter notes B4, A4, and G4. The bass line remains a whole note chord of G2, B1, and C2.

The second system of musical notation for 'XC' begins with a measure number '6' above the staff. The melody continues with quarter notes G4, A4, and B4, followed by quarter notes C5, D5, and E5. The bass line remains a whole note chord of G2, B1, and C2. The melody then features a triplet of quarter notes F#5, G5, and A5, followed by another triplet of quarter notes B5, C6, and D6. The bass line remains a whole note chord of G2, B1, and C2. The system concludes with quarter notes E5, D5, and C5. The bass line remains a whole note chord of G2, B1, and C2.

The third system of musical notation for 'XC' begins with a measure number '11' above the staff. The melody continues with quarter notes G4, A4, and B4, followed by quarter notes C5, D5, and E5. The bass line remains a whole note chord of G2, B1, and C2. The melody then features a quarter note F#5, followed by a quarter note G5, and a quarter note A5. The bass line remains a whole note chord of G2, B1, and C2. The system concludes with a quarter note B5, followed by a quarter note C6, and a quarter note D6. The bass line remains a whole note chord of G2, B1, and C2.



# XC

10.02.2021

**T**  
**A**  
**B**

5-4 6 | 7-5-4 7-6 | 7-5-4 7-9-10 | 9-7-7-9 | 10-10-9-7

4 | 0-7 | 0 | 0 | 0 | 9

2 | | | | | | | | | | |

Detailed description: This block shows the first six measures of guitar tablature. The top staff (TAB) contains the following notes: Measure 1: 5-4 (with a 6 below the 4), 7-5-4, 7-6; Measure 2: 7-5-4, 7-9-10; Measure 3: 9-7-7-9; Measure 4: 10-10-9-7. The bottom staff (TAB) contains: Measure 1: 4; Measure 2: 0-7; Measure 3: 0; Measure 4: 0; Measure 5: 0; Measure 6: 9. Vertical tick marks are present below the bottom staff, with some having short horizontal bars underneath.

7

**T**  
**A**  
**B**

9-10-3-2-0 | 2-3-3 0-0-2-0-2-4 | 5-4-2-5 | 4-2-0-4 | 5-10-9 0-2

0 | 0 | 4-9 | 10 10-9 0

8-9-2 | 2 | 0 | 4-9 | 9

3 3 3

II

Detailed description: This block shows measures 7 through 11. The top staff (TAB) contains: Measure 7: 9-10-3-2-0; Measure 8: 2-3-3, 0-0-2-0-2-4; Measure 9: 5-4-2-5; Measure 10: 4-2-0-4; Measure 11: 5-10-9, 0-2. The bottom staff (TAB) contains: Measure 7: 0; Measure 8: 4-9; Measure 9: 10 10-9 0; Measure 10: 9; Measure 11: 9. A double bar line (II) is at the end of measure 11. Vertical tick marks are present below the bottom staff, with some having short horizontal bars underneath. The number '3' is written below the first three measures of the bottom staff.

12

**T**  
**A**  
**B**

2 | 2 | 3 | 4 | 4 | 2

|

Detailed description: This block shows measure 12. The top staff (TAB) contains: 2 | 2 | 3 | 4 | 4 | 2. A double bar line is at the end of the staff. A vertical tick mark is present below the bottom staff.

# XCI

09.04.2021




8

First musical staff (measures 1-6). Key signature: three sharps (F#, C#, G#). The staff contains a treble clef, a common time signature, and an 8-measure rest. The melody begins with a quarter note G5, followed by eighth notes A5, B5, and a dotted quarter note C6. The bass line consists of quarter notes G4, F4, E4, and D4. A flat symbol (b) is placed above the final note of the melody.



7

Second musical staff (measures 7-10). The melody continues with quarter notes D6, E6, and F6, followed by eighth notes G6, A6, and B6. The bass line features quarter notes G4, F4, E4, and D4. The staff concludes with a final chord consisting of G4, F4, and E4.



11

Third musical staff (measures 11-14). The melody continues with quarter notes G6, A6, and B6, followed by eighth notes C7, D7, and E7. The bass line features quarter notes G4, F4, E4, and D4. The staff concludes with a final chord consisting of G4, F4, and E4.

# XCI

09.04.2021

**T  
A  
B**

8

**T  
A  
B**

12

**T  
A  
B**

# XCII

11.02.2021

Musical staff 1: Treble clef, key signature of three sharps (F#, C#, G#), 8/8 time signature. The staff contains a sequence of notes and rests, including a whole note chord in the final measure.

Musical staff 2: Treble clef, key signature of three sharps, 8/8 time signature. The staff contains a sequence of notes and rests, including a whole note chord in the final measure.

Musical staff 3: Treble clef, key signature of three sharps, 8/8 time signature. The staff contains a sequence of notes and rests, including a whole note chord in the final measure.

Musical staff 4: Treble clef, key signature of three sharps, 8/8 time signature. The staff contains a sequence of notes and rests, including a whole note chord in the final measure. Below the staff, there is a double bar line and the text "d || b".



# XCIII

12.02.2021

Musical staff 1, starting at measure 8. The key signature is two sharps (F# and C#). The staff contains a melodic line with eighth and sixteenth notes, and a bass line with eighth notes and rests.

Musical staff 2, starting at measure 7. The key signature is two sharps. The staff contains a melodic line with eighth and sixteenth notes, and a bass line with eighth notes and rests.

Musical staff 3, starting at measure 13. The key signature is two sharps. The staff contains a melodic line with eighth and sixteenth notes, and a bass line with eighth notes and rests.

Musical staff 4, starting at measure 17. The key signature is two sharps. The staff contains a melodic line with eighth and sixteenth notes, and a bass line with eighth notes and rests.

Musical staff 5, starting at measure 22. The key signature is two sharps. The staff contains a melodic line with eighth and sixteenth notes, and a bass line with eighth notes and rests.

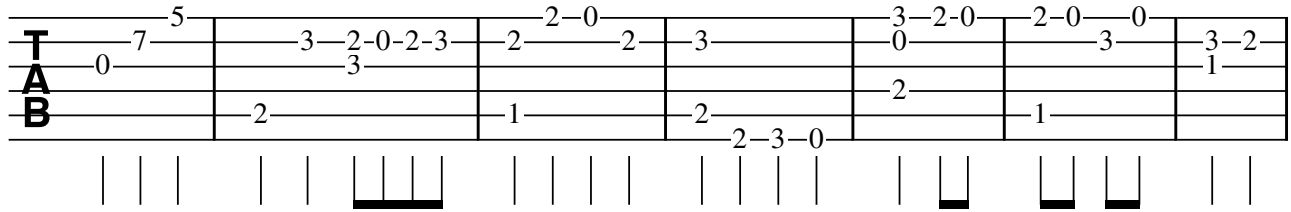
Musical staff 6, starting at measure 27. The key signature is two sharps. The staff contains a melodic line with eighth and sixteenth notes, and a bass line with eighth notes and rests.

Musical staff 7, starting at measure 31. The key signature is two sharps. The staff contains a melodic line with eighth notes and rests, and a bass line with eighth notes and rests. The piece concludes with a double bar line.

# XCIII

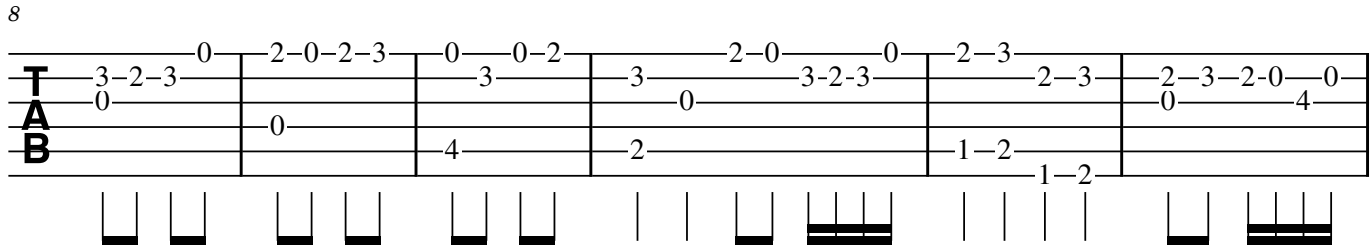
12.02.2021

8



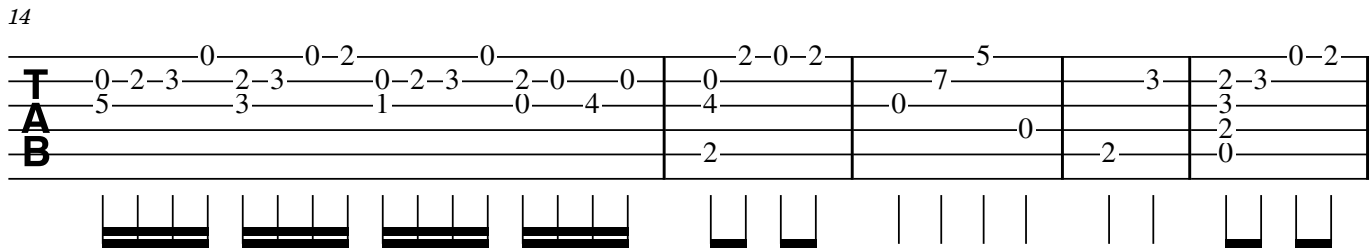
System 1: 6 measures of guitar tablature. The top staff (TAB) contains fret numbers: 0-7-5, 3-2-0-2-3, 2-2-0-2, 3, 3-2-0, 2-0-0, 3-2. The bottom staff (TAB) contains fret numbers: 2, 1, 2, 2-3-0, 1. Vertical bar lines indicate measure boundaries. Below the staff are vertical tick marks and horizontal bars representing fretted notes.

8



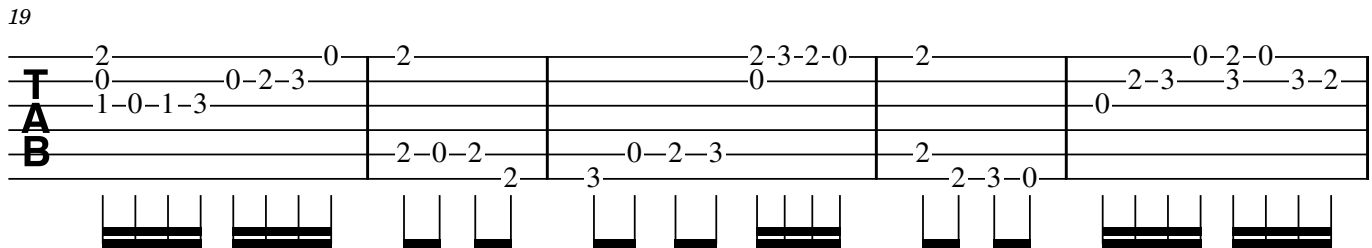
System 2: 6 measures of guitar tablature. The top staff (TAB) contains fret numbers: 3-2-3, 0-2-0-2-3, 0-0-2, 3, 2-0-0, 2-3, 2-3, 2-3-2-0-0. The bottom staff (TAB) contains fret numbers: 0, 4, 2, 1-2, 1-2, 4. Vertical bar lines indicate measure boundaries. Below the staff are vertical tick marks and horizontal bars representing fretted notes.

14



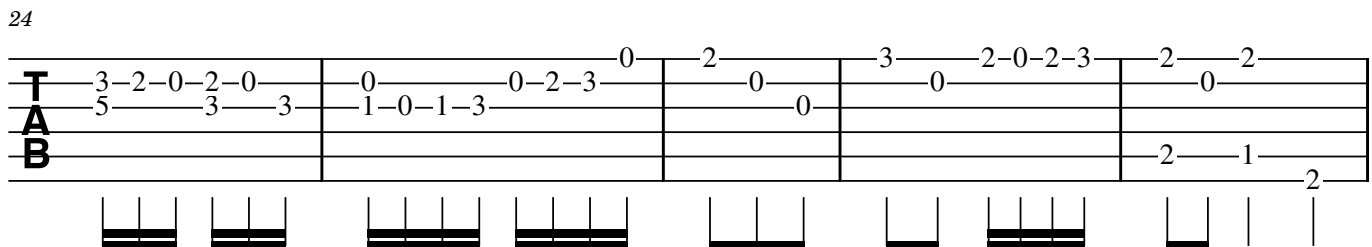
System 3: 6 measures of guitar tablature. The top staff (TAB) contains fret numbers: 0-2-3, 0-2-3, 0-2-3, 0-2-0-0, 2-0-2, 7-5, 3, 2-3, 0-2. The bottom staff (TAB) contains fret numbers: 5, 3, 1, 0, 4, 4, 0, 0, 2, 2, 0. Vertical bar lines indicate measure boundaries. Below the staff are vertical tick marks and horizontal bars representing fretted notes.

19



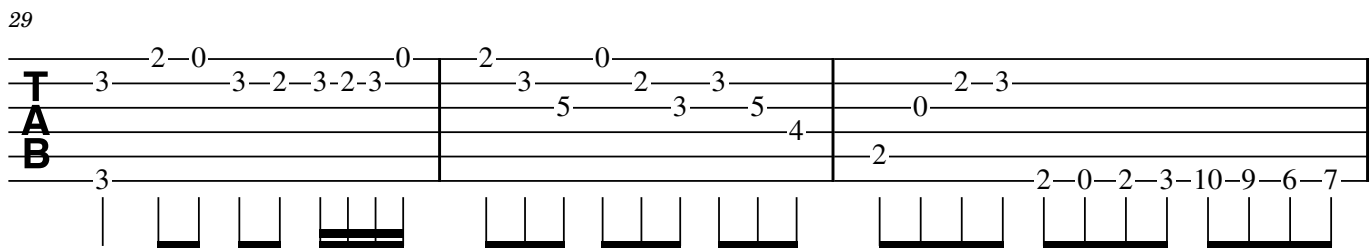
System 4: 6 measures of guitar tablature. The top staff (TAB) contains fret numbers: 2, 0-2-3, 0, 2, 2-3-2-0, 2, 2-3, 0-2-0. The bottom staff (TAB) contains fret numbers: 1-0-1-3, 2-0-2, 3, 0-2-3, 2, 2-3-0, 3-2. Vertical bar lines indicate measure boundaries. Below the staff are vertical tick marks and horizontal bars representing fretted notes.

24



System 5: 6 measures of guitar tablature. The top staff (TAB) contains fret numbers: 3-2-0-2-0, 0-0-2-3, 0-2, 3, 2-0-2-3, 2-2. The bottom staff (TAB) contains fret numbers: 5, 3, 1-0-1-3, 0-2-3, 0, 0, 2, 1, 2. Vertical bar lines indicate measure boundaries. Below the staff are vertical tick marks and horizontal bars representing fretted notes.

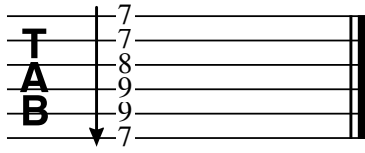
29



System 6: 6 measures of guitar tablature. The top staff (TAB) contains fret numbers: 2-0, 3-2-3-2-3, 3, 2, 3, 2-3. The bottom staff (TAB) contains fret numbers: 3, 5, 3, 5, 4, 2, 2-0-2-3-10-9-6-7. Vertical bar lines indicate measure boundaries. Below the staff are vertical tick marks and horizontal bars representing fretted notes.

**2**

32





# XCIV

## Svanene i Tveitevannet

01.11.2020

Musical notation for measures 1-7. The key signature is three sharps (F#, C#, G#). The notation is on a grand staff with a treble clef on the upper staff and a bass clef on the lower staff. Measure 1 starts with a treble clef and a sub-octave '8'. A circled '4' is placed above the staff in measure 5.

Musical notation for measures 8-14. The key signature is three sharps. Measure 8 starts with a treble clef and a sub-octave '8'. The notation continues on the grand staff.

Musical notation for measures 15-20. The key signature is three sharps. Measure 15 starts with a treble clef and a sub-octave '8'. A circled '4' is placed above the staff in measure 15. Measures 17-20 contain triplet markings over groups of three notes.

Musical notation for measures 21-24. The key signature is three sharps. Measure 21 starts with a treble clef and a sub-octave '8'. The notation concludes with a double bar line at the end of measure 24.

# XCIV

## Svanene i Tveitevannet

01.11.2020

*tr*

2-0 | 3-2-0 | 0-2-5 | 4-2-0 | 2 | 2-0-0 | 0-5-7-9-10  
3 | 0 | 4 | 0 | 0 | 3 | 4-2 |  
4 | 2 | 4 | 2 | | 3 | 4 |  
0 | 2 | 4 | 0 | | 2 | 0 |

9

*tr*

10-9-7 | 9-10-9 | 5-5-5 | 5-5-5 | 1-0 | 3-3 | 3-2 | 2 | 2-0-0  
0 | 10 | 7 | 6 | 3 | 0 | 2 | 2 | 3  
0 | 0 | 8 | 6 | 3 | 0 | 0 | 0 | 3  
9 | | 0 | 0 | 0 | 2 | 0 | | |

17




0 | 2-3-2-0 | 0-2-0-2-3 | 2-3-3 | 2-5 | 10-9-7 | 9  
3 | 3 | 3 | 1 | 3 | 3-6 | 9 | 10  
3 | 2 | 1 | 0 | 3-6 | 9 | 10  
4 | 4 | | | 0 | 0 | 0

3 3 3 3

# XCV

## Svanene i Tveitevannet II

01.11.2020



# XCV

## Svanene i Tveitevannet II

01.11.2020

II

Tablature for measures 1-6. The notation is as follows:

|     |     |       |       |                 |   |       |
|-----|-----|-------|-------|-----------------|---|-------|
| 2   | 0-2 | 5-4-2 | 4-2-2 | 4-2-4-5-4-2-1-2 | 2 | 3-2-0 |
| 3-2 |     |       | 2-6   | 2               | 0 | 2     |
| 3-3 |     |       | 2     | 2               | 1 | 2     |
| 0   | 0   | 4     | 4     |                 | 2 | 2     |

Diagrammatic representation of fret positions:

7

Tablature for measures 7-11. The notation is as follows:

|     |     |     |     |     |       |     |         |       |
|-----|-----|-----|-----|-----|-------|-----|---------|-------|
| 0   | 0-2 | 2-3 | 2-0 | 2-0 | 0     | 0   | 0       | 0     |
| 2-3 | 3   | 0   | 0   | 3   | 3-2-3 | 2-3 | 0       | 0-2-3 |
| 0   |     | 1-2 |     | 3   | 3     | 1   | 1-0-1-3 |       |
| 1   | 2   |     | 0   |     |       |     |         |       |

Diagrammatic representation of fret positions:

12

II




Tablature for measures 12-16. The notation is as follows:

|     |     |     |         |       |     |   |           |   |
|-----|-----|-----|---------|-------|-----|---|-----------|---|
| 2   | 4-5 | 9-9 | 7-5-4-5 | 5-4-2 | 4-5 | 2 | 2-3-2-0-2 | 2 |
| 3-5 |     | 7   | 5       | 2     | 2   | 2 | 0         | 0 |
| 3-5 |     | 7   | 5       | 2     | 2   | 2 |           |   |
| 0   |     | 0   |         | 4     | 2   | 4 |           | 2 |

Diagrammatic representation of fret positions:

# XCVI

08.12.2020



# XCVI

08.12.2020

2-0-2 3-2-3 | 0 0-2-3 | 3-2-3 2-0 3 | 2-3 0-2-3-5 | 2-0-2 0-2-3

T  
A  
B

6

0 0 3 0-2 | 3-2-3 0 | 2-3 0-0-2-3-5 | 5 2-3 0-2-3 | 3 0-2-3 0-2

T  
A  
B

11

2 0-2-3 | 0 0 0 0 | 0 0 0 0 | 0 0 0 0 | 0-2-0 0-2-4

T  
A  
B



16

0 0 0 2 | 4 0

T  
A  
B

# XCVII

Lucia 2020



# XCVII

Lucia 2020

0 5 | 4 5 7 | 10 9 7 | 9 7 | 10 9 | 10 9 0 | 7 9 10 | 10 7 | 10 9

2 | 0 | | | | | | | | |

3 | | | | | | | | | | |

2 | 2 | 9 | 7 | | | | | | | |

0 | 0 | | | | | | | | | | 0

Diagram showing fret positions for strings 2, 3, 2, and 0 across seven measures. Fret positions are indicated by numbers above the lines and vertical bars below the lines.

8

10 | 8 7 | 10 | 7 |

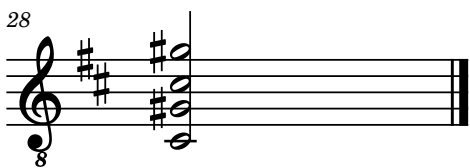


0 | 9 | 7 |

Diagram showing fret positions for strings 10, 8, 7, 10, 7, 0, 9, and 7 across two measures. Fret positions are indicated by numbers above the lines and vertical bars below the lines.



# XCVIII

02.11.2020



# XCVIII

02.11.2020

System 1: 7 measures of guitar tablature. The top staff (TAB) contains the following fret numbers: (2-3, 0-5, 0), (2, 0), (2-3, 0), (3, 0-2), (2-0, 0), (0-2-3), (2-3, 0). The bottom staff (TAB) contains: (2-3, 0), (2, 0), (1), (2), (1-0-1-3), (2), (0). A diagram below shows the fretboard with vertical lines for frets and horizontal bars for string positions.

8

System 2: 7 measures of guitar tablature. The top staff (TAB) contains: (0-2, 2), (0-3-2-0-0, 3-2-0), (2-3, 0), (2-0-0, 4), (0-2-2-0, 4), (2, 0-3), (2, 0-5). The bottom staff (TAB) contains: (3), (2), (3), (2), (2), (2), (2). A diagram below shows the fretboard with vertical lines for frets and horizontal bars for string positions.

15

System 3: 7 measures of guitar tablature. The top staff (TAB) contains: (2-3, 0-2), (2, 3), (2-3, 0), (7-8, 0), (10-9, 0), (10-9-7, 0), (10-7, 10). The bottom staff (TAB) contains: (0), (2-3, 0), (1-2, 6-7), (9), (9), (9). A diagram below shows the fretboard with vertical lines for frets and horizontal bars for string positions.

22

System 4: 7 measures of guitar tablature. The top staff (TAB) contains: (9-10, 7-0), (7-3, 3-2), (3-2-0, 2-3), (0-2-3, 0-2-4), (4-5, 4), (4-2, 2). The bottom staff (TAB) contains: (8-9, 5), (2-1, 2), (0), (0-2), (0-2), (4). A diagram below shows the fretboard with vertical lines for frets and horizontal bars for string positions. A Roman numeral **II** is placed above the final measure.

# XCIX

31.12.2020

Harm12

8

8

Harm12

16

Harm12 Harm7 Harm5

24

# XCIX

31.12.2020

Harm12

Measure 1: 0-0-1 | 0-7-6 | 0-8-6 | 0-7-6 | Measure 2: 0-0-0 | 0-0-0 | 0-0-0 | 0-0-0 | Measure 3: 0-1-3 | 1-0-1-3 | 0-0-0 | 0-0-0 | Measure 4: 0-0-0 | 0-0-0 | 0-0-0 | 0-0-0 | Measure 5: 0-0-0 | 0-0-0 | 0-0-0 | 0-0-0 | Measure 6: 0-0-0 | 0-0-0 | 0-0-0 | 0-0-0 | Measure 7: 0-0-0 | 0-0-0 | 0-0-0 | 0-0-0 | Measure 8: 0-0-0 | 0-0-0 | 0-0-0 | 0-0-0 |

9

Measure 9: 3-2-0 | 2-2-0 | 3-0-2-3 | 5-2-3 | Measure 10: 7-5-8 | 8-7-0 | 3-2-0 | 0-2-3 | Measure 11: 0-2 | 4-4 | 0-2-3 | 0-2 | Measure 12: 2-1 | 2-4 | 6-7 | 2-3 | Measure 13: 2-1 | 2-4 | 6-7 | 2-3 | Measure 14: 2-1 | 2-4 | 6-7 | 2-3 | Measure 15: 2-1 | 2-4 | 6-7 | 2-3 | Measure 16: 2-1 | 2-4 | 6-7 | 2-3 |

17

Harm12

Measure 17: 2-3-4 | 1-2-3 | 0-1-2 | 0-0-1 | Measure 18: 0-0-0 | 0-0-0 | 0-0-0 | 0-0-0 | Measure 19: 2-3-2 | 0-3-2 | 3-2-0 | 7-8-7 | Measure 20: 0-4-2 | 0-4-2 | 0-4-2 | 0-4-2 | Measure 21: 0-4-2 | 0-4-2 | 0-4-2 | 0-4-2 | Measure 22: 0-4-2 | 0-4-2 | 0-4-2 | 0-4-2 | Measure 23: 0-4-2 | 0-4-2 | 0-4-2 | 0-4-2 | Measure 24: 0-4-2 | 0-4-2 | 0-4-2 | 0-4-2 | Measure 25: 0-4-2 | 0-4-2 | 0-4-2 | 0-4-2 |

26

Harm12 Harm7.. Harm5.....

Measure 26: 7-5-7 | 7-0-0 | 2-3-0 | 2-0-0 | Measure 27: 0-0-0 | 0-0-0 | 0-0-0 | 0-0-0 | Measure 28: 0-0-0 | 0-0-0 | 0-0-0 | 0-0-0 | Measure 29: 0-0-0 | 0-0-0 | 0-0-0 | 0-0-0 | Measure 30: 0-0-0 | 0-0-0 | 0-0-0 | 0-0-0 |

# C

19.12.2020

Musical staff 1: Treble clef, key signature of two sharps (F# and C#), 8/8 time signature. The staff contains a sequence of notes and chords, including a prominent eighth-note melody in the upper voice and a bass line with chords and occasional eighth notes.

Musical staff 2: Treble clef, key signature of two sharps, 8/8 time signature. The staff continues the musical piece with a similar structure of upper voice melody and bass line accompaniment.

Musical staff 3: Treble clef, key signature of two sharps, 8/8 time signature. This staff features a more complex rhythmic pattern in the upper voice, with frequent beamed eighth notes, while the bass line remains steady with chords.

Musical staff 4: Treble clef, key signature of two sharps, 8/8 time signature. The staff concludes the piece with a final melodic phrase in the upper voice and a bass line that ends with a double bar line.

# C

19.12.2020

2-7-5 | 5 0 0 | 2-7-5 | 2-0-0-0-2-3-2-0-2 | 3-2-0

T 7-8-7-7-3 | 8-7 | 3 3-2-3 | 0

A 8 | 0 | 5 3 | 0

B 0 | 0 | 0 | 2

6

2-0-0 | 0-2-3 0-0 0-2 | 2 | 0-2-3 0 2-3 0 | 4-3-2

T 0-2-3 | 2-3 | 0 | 0-2-3 | 0

A 4 | 5 3 | 0 | 1 | 0

B 2 | 2 | 2 | 7 0 3-2-0 | 1-2 | 4

12

II

2-0-2 | 2-0-2 | 2-0-0 | 2-0-2 | 2-0-2

T 3-2-3 | 0 3 | 3 3 | 2-3-2 | 2-0 0 | 2-3-2 | 3-0-2

A 0 | 0 | 0 | 3 3 | 3 3 | 2-3-2 | 0 | 0

B 2 | 2-2 | 2-2 | 2 2 | 2 2 | 2 2 | 2 2 | 2 2

20

0-2-3 | 0-2-0 | 3-2 | 0 | 0

T 0-2-3 | 0-2-0 | 3-2 | 0 | 0

A 0 | 0 | 0 | 0 | 0

B 2 | 2-3-2-10 | 7

# CI

01.01.2021

6=D 8

The first system of music consists of seven measures. It begins with a treble clef, a key signature of two sharps (F# and C#), and a common time signature. The melody starts on a dotted quarter note, followed by eighth notes, and then a series of eighth-note runs. The bass line consists of a single dotted quarter note followed by eighth notes.

8

The second system of music consists of seven measures, starting at measure 8. It continues the melodic and bass line patterns from the first system, featuring eighth-note runs and dotted quarter notes.

15

The third system of music consists of seven measures, starting at measure 15. The melody continues with eighth-note runs and dotted quarter notes, while the bass line remains consistent with the previous systems.

22

The fourth system of music consists of seven measures, starting at measure 22. It concludes the piece with a final cadence, including a double bar line and repeat dots at the end of the final measure.

# CI

01.01.2021

6=D

Measure 1: T: 2-3-2, A: 0, B: 0. Measure 2: T: 5-3-2, A: 4, B: 4. Measure 3: T: 3-2-3, A: 2, B: 2. Measure 4: T: 2-0, A: 0, B: 0. Measure 5: T: 0-2-3, A: 5, B: 5. Measure 6: T: 2-3, A: 0, B: 0. Measure 7: T: 2-0, A: 0, B: 0. Measure 8: T: 0, A: 4, B: 4. Diagrams show fret positions for each measure.

9

Measure 9: T: 3-2-3, A: 2, B: 2. Measure 10: T: 0-2-3, A: 0, B: 0. Measure 11: T: 2-0-2-3, A: 5, B: 5. Measure 12: T: 0-2, A: 3, B: 3. Measure 13: T: 0, A: 0, B: 0. Measure 14: T: 2-3-2, A: 0, B: 0. Measure 15: T: 0-2-3, A: 4, B: 4. Measure 16: T: 3, A: 2, B: 2. Diagrams show fret positions for each measure.

15

Measure 17: T: 0-2, A: 0, B: 0. Measure 18: T: 2-2-2-2-0, A: 0, B: 0. Measure 19: T: 0-3-2, A: 4, B: 4. Measure 20: T: 3-2-3, A: 2, B: 2. Measure 21: T: 0-2-3, A: 0, B: 0. Measure 22: T: 2-3-5, A: 3, B: 3. Measure 23: T: 7-5-3, A: 7, B: 7. Measure 24: T: 5-5, A: 8, B: 8. Measure 25: T: 3-3, A: 5, B: 5. Diagrams show fret positions for each measure.

22

Measure 26: T: 2-2, A: 3, B: 2. Measure 27: T: 0-2-3, A: 0, B: 0. Measure 28: T: 5-3-2, A: 0, B: 0. Measure 29: T: 2-3-5, A: 3, B: 3. Measure 30: T: 7-5-3, A: 8, B: 8. Measure 31: T: 3-2-3, A: 2, B: 2. Measure 32: T: 2, A: 3, B: 2. Diagrams show fret positions for each measure.



# CII

07.01.2021

Musical notation for the first system, measures 1-6. The key signature is two sharps (F# and C#). The notation includes a treble clef with an '8' below it, a bass clef, and various notes and rests. The music features a mix of eighth and sixteenth notes, with some chords and rests in the bass line.

Musical notation for the second system, measures 7-11. The key signature is two sharps (F# and C#). The notation includes a treble clef with an '8' below it, a bass clef, and various notes and rests. The music features a mix of eighth and sixteenth notes, with some chords and rests in the bass line. A measure in the second system is marked with a double bar line and the text "Harm12".

Musical notation for the third system, measures 12-13. The key signature is two sharps (F# and C#). The notation includes a treble clef with an '8' below it, a bass clef, and various notes and rests. The music features a mix of eighth and sixteenth notes, with some chords and rests in the bass line. The system ends with a double bar line.

# CII

07.01.2021

Guitar TAB for CII, measures 1-8. The notation is as follows:

| Measure     | 1   | 2     | 3   | 4     | 5   | 6     | 7 | 8 |
|-------------|-----|-------|-----|-------|-----|-------|---|---|
| Top Line    | 0-2 | 5-3-2 | 3-2 | 0     | 9-7 | 9-9-7 | 0 | 0 |
| Second Line | 0   | 4     | 5   | 6-3-2 | 2   | 8-5   | 0 | 0 |
| Third Line  | 2   |       |     | 0     | 3   | 0     | 6 | 2 |
| Fourth Line | 1   |       |     |       | 4   | 7     |   | 3 |
| Fifth Line  | 2   |       |     |       | 5   | 0     | 0 | 2 |
| Bottom Line |     | 0     | 2   |       | 0   |       | 0 |   |

8

Guitar TAB for CII, measures 9-12. The notation is as follows:

| Measure     | 9   | 10        | 11    | 12    |
|-------------|-----|-----------|-------|-------|
| Top Line    | 0-2 | 3         | 0     | 2-2-0 |
| Second Line | 0   | 0         | 13    | 0-3-2 |
| Third Line  | 1   | 1-0-13-13 | 3-1-0 | 0     |
| Fourth Line | 2   | 2         | 2     | 0     |
| Fifth Line  | 1   | 0         | 2-3-0 | 2     |
| Bottom Line |     |           |       | 2     |

# CIII

11.02.2021

6=D <sub>8</sub>

The first system of music is written on a single staff in treble clef with a key signature of two sharps (F# and C#). It begins with a treble clef, a key signature of two sharps, and a common time signature. The first measure contains a whole note chord with notes D4, F#4, and C#5. The following measures consist of eighth notes: D4-E4-F#4, G4-A4-B4, C5-B4-A4, G4-F#4-E4, D4-C#4-B3, A3-G3-F#3, E3-D3-C#3, and B2-A2-G2. The system ends with a double bar line.

7

The second system of music continues on the same staff. It starts with a treble clef, a key signature of two sharps, and a common time signature. The first measure contains a whole note chord with notes D4, F#4, and C#5. The following measures consist of eighth notes: D4-E4-F#4, G4-A4-B4, C5-B4-A4, G4-F#4-E4, D4-C#4-B3, A3-G3-F#3, E3-D3-C#3, and B2-A2-G2. The system ends with a double bar line.

13

The third system of music continues on the same staff. It starts with a treble clef, a key signature of two sharps, and a common time signature. The first measure contains a whole note chord with notes D4, F#4, and C#5. The following measures consist of eighth notes: D4-E4-F#4, G4-A4-B4, C5-B4-A4, G4-F#4-E4, D4-C#4-B3, A3-G3-F#3, E3-D3-C#3, and B2-A2-G2. The system ends with a double bar line.

19

The fourth system of music continues on the same staff. It starts with a treble clef, a key signature of two sharps, and a common time signature. The first measure contains a whole note chord with notes D4, F#4, and C#5. The following measures consist of eighth notes: D4-E4-F#4, G4-A4-B4, C5-B4-A4, G4-F#4-E4, D4-C#4-B3, A3-G3-F#3, E3-D3-C#3, and B2-A2-G2. The system ends with a double bar line.

# CIII

11.02.2021

6=D

Measures 1-7 of the first system. The guitar is in D6 tuning. The notation shows fret numbers for the Treble (T), Middle (A), and Bass (B) staves. Measure 1: T (2, 3), A (2, 3), B (0). Measure 2: T (2-0), A (3-2), B (4). Measure 3: T (3, 0-2), A (0), B (2). Measure 4: T (2-0), A (3-1), B (0). Measure 5: T (0-2-3), A (0), B (5). Measure 6: T (2-5-3-2), A (0), B (0). Measure 7: T (2-0), A (3-2), B (4). Fingering diagrams are shown below the bass staff.

8

Measures 8-13 of the first system. Measure 8: T (3, 0-2), A (2, 3), B (2, 0). Measure 9: T (0, 2-3), A (0, 2-3), B (5). Measure 10: T (2, 2-0), A (0), B (4). Measure 11: T (2, 5-3), A (0), B (0). Measure 12: T (10, 9), A (0, 0), B (9, 9). Measure 13: T (10, 9), A (0, 0), B (9, 9). Measure 14: T (10-8-7), A (0), B (0). Fingering diagrams are shown below the bass staff, including triplets in measures 8, 9, and 10.

14



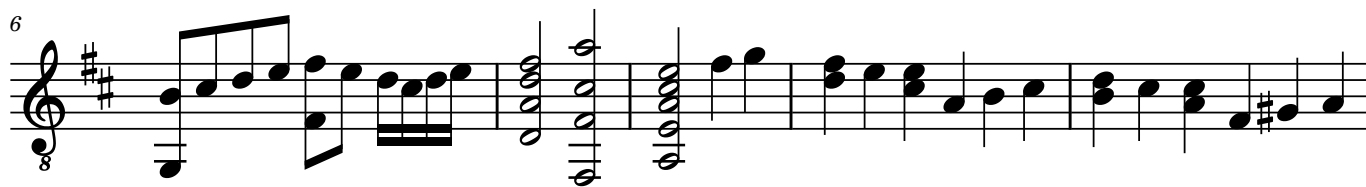
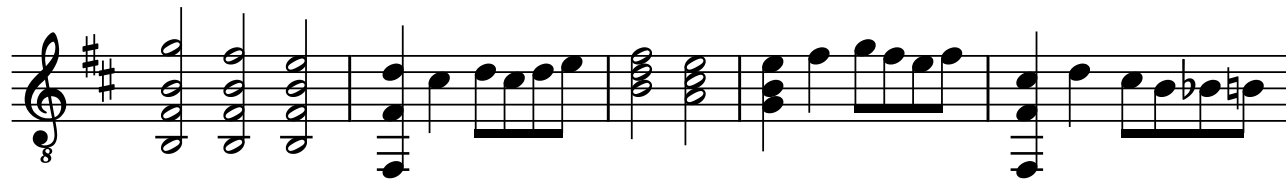
Measures 14-19 of the first system. Measure 14: T (5-3-2), A (5), B (2). Measure 15: T (3, 3-2), A (0), B (4). Measure 16: T (0, 0-2), A (0, 0), B (2). Measure 17: T (2-3), A (0), B (0). Measure 18: T (3), A (3), B (0). Measure 19: T (7), A (8-10-8), B (8). Measure 20: T (10-8-7), A (0), B (0). Fingering diagrams are shown below the bass staff, including triplets in measures 16, 17, 18, and 19.

20

Measures 20-21 of the first system. Measure 20: T (5, 3, 2), A (5), B (0). Measure 21: T (2), A (3), B (0). Fingering diagrams are shown below the bass staff.

# CIV

28.10.2020



# CIV

28.10.2020

6

A guitar tablature system with three staves labeled T, A, and B. The T staff has notes 3-2-0, 0-0-0, 3-2-3-2-3, 2-0, 0-2-3-2-0-2, and 2-3-2-0-0. The A staff has notes 0-0-0, 0, 5-3, 1, and 4. The B staff has notes 2-2-2 and 2. Vertical tick marks are present below the staves, and some notes are underlined with thick lines.

6

A guitar tablature system with three staves labeled T, A, and B. The T staff has notes 0-2-3, 0-2-0, 3-2-3, 2-5, 0-2-3, 2-0-0, 3-2, 3-2-2, 3-2-2, and 3. The A staff has notes 0, 3, 3, 3, 3, 0-2, 5, 3, 2-3, and 4. The B staff has notes 3 and 2. Vertical tick marks are present below the staves, and some notes are underlined with thick lines.

11

A guitar tablature system with three staves labeled T, A, and B. The T staff has notes 2, 0-2, 2, 2-3-2-0, 0-2, 2-3-2-0, 0-0, 0, 3-2-3, 3, 0, 3-2-3, 2, and 2. The A staff has notes 3, 0, 0, 3, 3, 3, 3, 3, 2, 3, and 3. The B staff has notes 1, 2, and 0. Vertical tick marks are present below the staves, and some notes are underlined with thick lines.

15

A guitar tablature system with three staves labeled T, A, and B. The T staff has notes 3-5-3-2-0, 4-0, and 0. The A staff has notes 4 and 7. The B staff has notes 6 and 7. Vertical tick marks are present below the staves, and some notes are underlined with thick lines. A double arrow symbol is located below the B staff at the measure boundary.

# CV

05.11.2020

Musical notation for measures 1-5. The score is written on a grand staff with a treble clef and a key signature of three sharps (F#, C#, G#). The bass line consists of a steady eighth-note accompaniment. The treble line features a melodic line with eighth notes and quarter notes, including some beamed eighth notes.

Musical notation for measures 6-11. Measure 6 is marked with a '6' above the staff. Measure 7 contains a double bar line and a second ending bracket labeled 'II'. The notation continues with eighth and quarter notes in both staves.

Musical notation for measures 12-15. Measure 12 is marked with a '12' above the staff. The piece concludes with a final cadence in measure 15, indicated by a double bar line and repeat dots.

# CV

05.11.2020

**T  
A  
B**

4-0 5-0 4-0 2-0 2-0 4-2 4-0 7-0 10-0 9-10 7-10 9-10 7-9 5-7 4-5 2-0  
2-0 4-0 2-0 2-0 2-0 6-0 9-0  
0-0 0-0 0-0 0-0 0-0 0-0 0-0

7

**T  
A  
B**

II

2-5 3-2 0-2 4-2 4-5 3-0 9-0 7-0 3-0 2-0 2-0 3-0 4-0 5-0 4-0  
4-4 2-2 2-2 8-5 2-5 1-2 2-2 3-2  
2-2 2-2 4-4 0-0 0-0 0-0 0-0 0-0 2-0 0-0 3-0 0-0



# CVI

08.11.2020

The first system of musical notation consists of a single staff in treble clef with a key signature of two sharps (F# and C#). The staff begins with a bass clef-like symbol and the number '8' below it. The melody is composed of eighth notes and quarter notes, with several triplet markings (the number '3') above the notes. The piece concludes with a double bar line and a repeat sign.

The second system of musical notation continues the piece on a single staff in treble clef with a key signature of two sharps. It begins with the number '7' above the staff and a bass clef-like symbol with the number '8' below it. The notation includes various rhythmic values and triplet markings (the number '3') above the notes. The system ends with a double bar line and a repeat sign.

# CVI

08.11.2020

**T**  
**A**  
**B**

The first system of guitar tablature consists of six measures. The top staff (treble clef) contains the following notes: Measure 1: 5, 7; Measure 2: 7-5, 8, 8-5, 8-7; Measure 3: 5, 7; Measure 4: 2-0, 3, 0-2-3; Measure 5: 3, 0; Measure 6: 2-0, 0-2-3. The middle staff (bass clef) contains: Measure 1: 0; Measure 2: 8; Measure 3: 8, 0; Measure 4: 5; Measure 5: 2; Measure 6: 0, 2. The bottom staff shows fret positions with triplets: Measure 1: empty; Measure 2: fret 3 (triplet), fret 3 (triplet); Measure 3: empty; Measure 4: fret 3 (triplet), fret 3 (triplet); Measure 5: empty; Measure 6: fret 3 (triplet), fret 3 (triplet).






7

**T**  
**A**  
**B**

The second system of guitar tablature consists of six measures. The top staff (treble clef) contains: Measure 1: 2-0, 0-2-3; Measure 2: 0-2-0-2-4, 4; Measure 3: 4-5-7, 0; Measure 4: 10-10, 8-8; Measure 5: 10-0-2, 8-10; Measure 6: 2, 3. The middle staff (bass clef) contains: Measure 1: 0, 4; Measure 2: 3; Measure 3: 0; Measure 4: 0, 8; Measure 5: 0, 8; Measure 6: 3, 3. The bottom staff contains: Measure 1: 2; Measure 2: 2; Measure 3: 0; Measure 4: 9, 0; Measure 5: 9, 0; Measure 6: 0. The bottom staff shows fret positions with triplets: Measure 1: fret 3 (triplet), fret 3 (triplet); Measure 2: fret 3 (triplet), fret 3 (triplet); Measure 3: empty; Measure 4: fret 3 (triplet), fret 3 (triplet); Measure 5: empty; Measure 6: fret 3 (triplet), a dot.

# CVII

20.11.2020



# CVII

20.11.2020

2-3-2 | 2-0 | 0-0 | 2-0-2 | 2-3-2 | 5-3-2 | 3-0-2-3

0 | 3 | 2-3 | 0-0-2-3 | 0 | 0 | 2

TAB

• | • | | | • | • |

8

3-2-0 | 3-2-0 | 5-0-0-0-0-2-3 | 0-2-3-2-0-0 | 0 |

0 | 0-4 | 5-3-1-0 | 4 | 0 |

TAB

2 | 2 | 2 | 6-7-5 | 3-5 |

14

0-2-3 | 0-2-0 | 2-3-2 | 0 | 0

0-1-3 | 0-2-3 | 0-1-3 | 0-2-3 | 3-2-0 | 0 | 2-3-2 | 2-3-2 | 2-3-2

TAB

2 | 2 | | | • | • | • |

19

0-2 | 7 | 8-12 11-12-11 | 0

0-1-0-1-3 | 0-2-3 | 0 | 0 | 0 | 0 | 11 | 0




TAB

2-3 | 0-3 | 6-6-7 | 7 | • | | • | • |

3 3 3 3 3 3

# CVIII

22.104.2021



# CVIII

22.104.2021

8


8

16

23

# CVIX

30.104.2021



# CVIX

30.104.2021

0-7 | 7-5 | 8-8 | 7-0 | 2-0 | 2-0 | 4-2 | 4-0-2-3 | 3-5 | 2-3

5-6 | 8-7 | 0-0 | 5-4 | 4-2 | 0-2-3 | 3-5 | 2-3

0-7 | 0-0 | 4-4 | 2-2 | 2-3 | 1-2


9

3-2 | 0-0 | 0-2 | 2-3 | 3-0 | 3-2 | 3-2 | 7-5-4

0-1 | 0-0 | 0-2 | 0-1-3 | 3-2 | 3-2 | 2-1 | 6

2-0-2 | 4-1-2 | 2-2 | 2-1 | 2-1 | 2-1 | 6

18

II 

5-4-2 | 4-2-1 | 2-0-2-3 | 2-0-0 | 2-0-0 | 3-3-2-3-2-0-2-0-0 | 0-0

2-2 | 2-2 | 0-2-3 | 2-0-0 | 3-3-2-3-2-0-2-0-0 | 0-0

4-4 | 4-4 | 2-2 | 2-2 | 2-2 | 4-4 | 2-3-0

24

0-7 | 7-5 | 8-8 | 7-0 | 2-0-0 | 0-4-2 | 0-0 | 0-4



5-6 | 8-7 | 0-0 | 4-4 | 4-4-2 | 4-0 | 4-4

0-7 | 0-0 | 2-2 | 2-2 | 2-2 | 0-1-0 | 2-2



# CX

19.02.2021



# CX

19.02.2021

5

5

1 2 3 4 5 6 7 8 9 10 11 12 13 14 15 16 17 18 19 20 21 22 23 24 25 26 27 28 29 30 31 32 33 34 35 36 37 38 39 40 41 42 43 44 45 46 47 48 49 50 51 52 53 54 55 56 57 58 59 60 61 62 63 64 65 66 67 68 69 70 71 72 73 74 75 76 77 78 79 80 81 82 83 84 85 86 87 88 89 90 91 92 93 94 95 96 97 98 99 100

5

5

1 2 3 4 5 6 7 8 9 10 11 12 13 14 15 16 17 18 19 20 21 22 23 24 25 26 27 28 29 30 31 32 33 34 35 36 37 38 39 40 41 42 43 44 45 46 47 48 49 50 51 52 53 54 55 56 57 58 59 60 61 62 63 64 65 66 67 68 69 70 71 72 73 74 75 76 77 78 79 80 81 82 83 84 85 86 87 88 89 90 91 92 93 94 95 96 97 98 99 100

8

8

1 2 3 4 5 6 7 8 9 10 11 12 13 14 15 16 17 18 19 20 21 22 23 24 25 26 27 28 29 30 31 32 33 34 35 36 37 38 39 40 41 42 43 44 45 46 47 48 49 50 51 52 53 54 55 56 57 58 59 60 61 62 63 64 65 66 67 68 69 70 71 72 73 74 75 76 77 78 79 80 81 82 83 84 85 86 87 88 89 90 91 92 93 94 95 96 97 98 99 100






12

12

1 2 3 4 5 6 7 8 9 10 11 12 13 14 15 16 17 18 19 20 21 22 23 24 25 26 27 28 29 30 31 32 33 34 35 36 37 38 39 40 41 42 43 44 45 46 47 48 49 50 51 52 53 54 55 56 57 58 59 60 61 62 63 64 65 66 67 68 69 70 71 72 73 74 75 76 77 78 79 80 81 82 83 84 85 86 87 88 89 90 91 92 93 94 95 96 97 98 99 100

# CXI

05.03.2021



# CXI

05.03.2021

0-7 | 7-5-8 | 7-5 | 8-8 | 8-7 | 6 | 0 | 0-3-2 | 7-5 | 8-7 | 0-2-3

TAB

10

2-0 | 3-2-0 | 2-3 | 2-3 | 5-3 | 2-0-2-3 | 2-0 | 2-0 | 2-0

TAB

18

2-0-2-3 | 0-2 | 3-2-0 | 7-5 | 8-8 | 7-8 | 3-0-1-3 | 1-0-1-3 | 0-2-3 | 0

TAB

24

2-3-2-0 | 3-2-3 | 2-0-0 | 0-0 | 2-0 | 3-2-0-0-2 | 0-7 | 7-5-8 | 7

TAB

31

5-3 | 3-2-0 | 2-0 | 0-0 | 0-4 | 4-4 | 0-1 | 0-1 | 0

TAB

# CXII

15.01.2021

Musical staff 1, measures 1-6. Treble clef, key signature of two sharps (F# and C#), 8/8 time signature. The staff contains a complex melodic line with many beamed notes and rests, and a bass line with chords and single notes.

Musical staff 2, measures 7-10. Treble clef, key signature of two sharps, 8/8 time signature. Continuation of the melodic and bass lines from the previous staff.

Musical staff 3, measures 11-15. Treble clef, key signature of two sharps, 8/8 time signature. Continuation of the melodic and bass lines.

Musical staff 4, measures 16-20. Treble clef, key signature of two sharps, 8/8 time signature. Continuation of the melodic and bass lines.

Musical staff 5, measures 21-27. Treble clef, key signature of two sharps, 8/8 time signature. Continuation of the melodic and bass lines.

Musical staff 6, measures 28-32. Treble clef, key signature of two sharps, 8/8 time signature. Continuation of the melodic and bass lines, ending with a double bar line and a fermata.

# CXII

15.01.2021

7

TAB

7

TAB

11

TAB

17

TAB

24

TAB


31

TAB

|

# CXIII

29.01.2021



# CXIII

29.01.2021

0-3-2 | 2-0-0 | 0-3-7-5 | 5-8-8-0 | 7-0-1-3 | 1-3-1

**T** 4 | 5 | 7 | 7 | 0-1-3 | 1-3-1

**A** 2 | 1 | | | 0 | 0-1-3 | 3

**B** 0 | | | | 7 | 7 | 0 | 2 | 0

7

1-0-6 | 0 | 1-3 | 0-1-0 | 6-0 | 1-0-1-3 | 0-1-0 | 1

**T** 3 | 3 | 0 | 6 | 0 | 1-0-1-3 | 0-1-0 | 1

**A** 2 | 0-2-3 | 0 | 0 | 0 | 0 | 0 | 0

**B** 0 | 2 | 2 | 0 | 0 | 0 | 0 | 0

12

0-1-3 | 0-3-1-0 | 0-1-3-1

**T** 3 | 3 | 1 | 3 | 1


**A** 2 | 0-2-3 | 0 | 0 | 0-1-3-1

**B** 0 | 0 | 0 | 0 | 0



# CXIV

01.02.2021



# CXIV

01.02.2021

**TAB**

4-8 7 0-1-3 3-2-0 2 0-3-2 2-3 2 2-4 8-7-5  
0 0 0 0 0 0 0 0  
2-7 5 0 0 1-0 2 7  
0 2 1-2 2-4 2 0

9

**TAB**

IV

7-5-7 7-6-4 6-7 4-2-0 2 0-2-4 4-2-0 3 0-2 2  
5 4 4 0 0-2-4 4-2-0 3 0 0  
6 5 4 6 2 1 3 2 2

# CXV

02.12.2020

Musical notation for the first system, measures 1-7. The key signature is three sharps (F#, C#, G#). The notation includes a treble clef, a common time signature, and a bass clef. The melody is written in the treble clef, and the bass line is in the bass clef. There are two triplet markings (3) over the bass line in measures 3 and 6.

Musical notation for the second system, measures 8-13. The key signature is three sharps (F#, C#, G#). The notation includes a treble clef, a common time signature, and a bass clef. The melody is written in the treble clef, and the bass line is in the bass clef. There is a triplet marking (3) over the bass line in measure 11. Measure 13 ends with a repeat sign.

Musical notation for the third system, measures 14-19. The key signature is three sharps (F#, C#, G#). The notation includes a treble clef, a common time signature, and a bass clef. The melody is written in the treble clef, and the bass line is in the bass clef. The bass line features a series of sixteenth-note runs.

Musical notation for the fourth system, measures 20-24. The key signature is three sharps (F#, C#, G#). The notation includes a treble clef, a common time signature, and a bass clef. The melody is written in the treble clef, and the bass line is in the bass clef. Measure 24 ends with a double bar line.

# CXV

02.12.2020

4-0 7-5-4-2 5 0 0 9-7-4

0-2 9-7 9-10 7-3 3-3-2-0 2-0-0 0

3 6 0 8-9 0 4 0 7

2-2 0 0 0 0 0 0 0

0 0 0 0 0 0 0 0

Diagrammatic representation of the first eight measures of the piece. It shows fret numbers on a six-string guitar. Measure 1 has frets 4, 0, 2, 3, 2, 0. Measure 2 has frets 7, 5, 4, 2, 5, 0. Measure 3 has frets 9, 7, 9, 10, 7, 3. Measure 4 has frets 3, 3, 2, 0, 2, 0. Measure 5 has frets 0, 0, 0, 0, 0, 0. Measure 6 has frets 9, 7, 4, 0, 0, 0. Measure 7 has frets 0, 0, 0, 0, 0, 0. Measure 8 has frets 0, 0, 0, 0, 0, 0. There are triplets indicated by a '3' below the notes in measures 2 and 6.

9 II ♩ = ♩

5-4-2 4-5-4 2-5-4-2 4-2-0-0-2 4-4-4 2-0 2-0

0-2 2 0 5-5-2-4 0 0 4 3

4 4 2 0 0 2 0 4 3

2 4 0 0 0 0 2 0

Diagrammatic representation of measures 9 through 15. Measure 9 has frets 5, 4, 2, 2, 4, 0. Measure 10 has frets 4, 5, 4, 2, 0, 0. Measure 11 has frets 2, 5, 4, 2, 4, 2. Measure 12 has frets 0, 0, 2, 4, 0, 0. Measure 13 has frets 4, 4, 4, 0, 0, 2. Measure 14 has frets 2, 0, 4, 0, 0, 0. Measure 15 has frets 2, 0, 3, 0, 0, 0. There is a triplet in measure 11 and a fermata in measure 15. A tempo change to ♩ = ♩ is indicated above measure 13.

16

0 0 0 0 0 2-0 0

2-3-2 0-0-2-3 0-2-3 0-2-3 0-2-3 3-3 2-3-2

3 3 3-2-3 2-0-2-3 0-2-3 3 3 0

2 0 4 2 0 0 0 0 0 0

0 0 0 0 0 0 0 0

Diagrammatic representation of measures 16 through 21. Measure 16 has frets 0, 2, 3, 2, 0, 0, 2, 0, 0. Measure 17 has frets 0, 0, 2, 3, 0, 2, 3, 0, 2, 3. Measure 18 has frets 0, 2, 3, 0, 2, 3, 0, 2, 3, 0, 2, 3. Measure 19 has frets 0, 2, 3, 0, 2, 3, 0, 2, 3, 3, 3, 0. Measure 20 has frets 2, 0, 3, 3, 2, 3, 2, 0, 0, 0, 0, 0. Measure 21 has frets 0, 0, 0, 0, 0, 0, 0, 0, 0, 0, 0, 0.

22 ♩ = ♩

3-2-0 0 0 9

5 5 2 5 10

2 3 6 10

0 0 5 9

Diagrammatic representation of measures 22 through 24. Measure 22 has frets 3, 2, 0, 5, 2, 0. Measure 23 has frets 0, 2, 3, 0, 5, 6, 5, 0. Measure 24 has frets 0, 9, 10, 9, 0. There is a tempo change to ♩ = ♩ above measure 22.

# CXVI

05.02.2021

Musical staff 1: Treble clef, key signature of two sharps (F# and C#), 8/8 time signature. The staff contains a sequence of notes and rests, including a whole note, a half note, and several eighth notes.

7

Musical staff 2: Treble clef, key signature of two sharps, 8/8 time signature. The staff contains a sequence of notes and rests, including a whole note, a half note, and several eighth notes.

14

Musical staff 3: Treble clef, key signature of two sharps, 8/8 time signature. The staff contains a sequence of notes and rests, including a whole note, a half note, and several eighth notes.

21

Musical staff 4: Treble clef, key signature of two sharps, 8/8 time signature. The staff contains a sequence of notes and rests, including a whole note, a half note, and several eighth notes.

28

Musical staff 5: Treble clef, key signature of two sharps, 8/8 time signature. The staff contains a sequence of notes and rests, including a whole note, a half note, and several eighth notes.

34

Musical staff 6: Treble clef, key signature of two sharps, 8/8 time signature. The staff contains a sequence of notes and rests, including a whole note, a half note, and several eighth notes.

38

Musical staff 7: Treble clef, key signature of two sharps, 8/8 time signature. The staff contains a sequence of notes and rests, including a whole note, a half note, and several eighth notes.

2

42

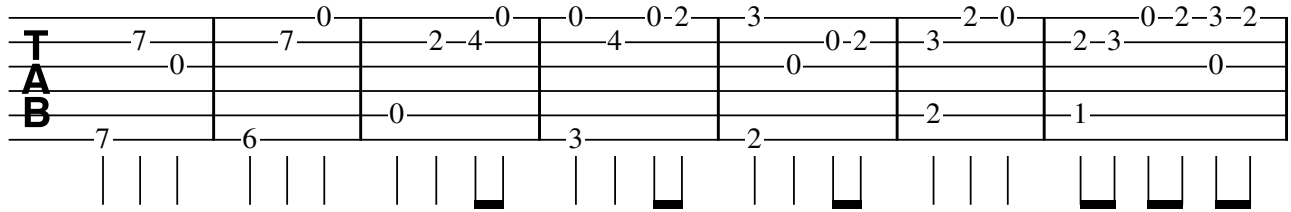
Musical notation for a single staff, measures 42-49. The key signature is one sharp (F#) and one flat (Bb). The notation includes a treble clef, a common time signature, and various notes and rests. The piece concludes with a double bar line and a repeat sign.

8

# CXVI

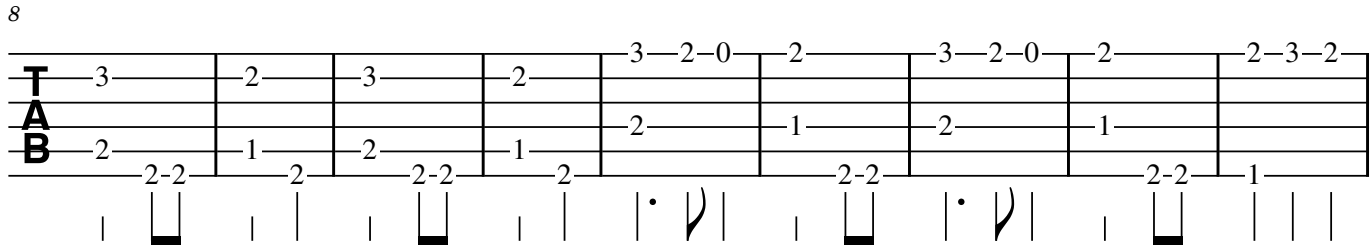
05.02.2021

8



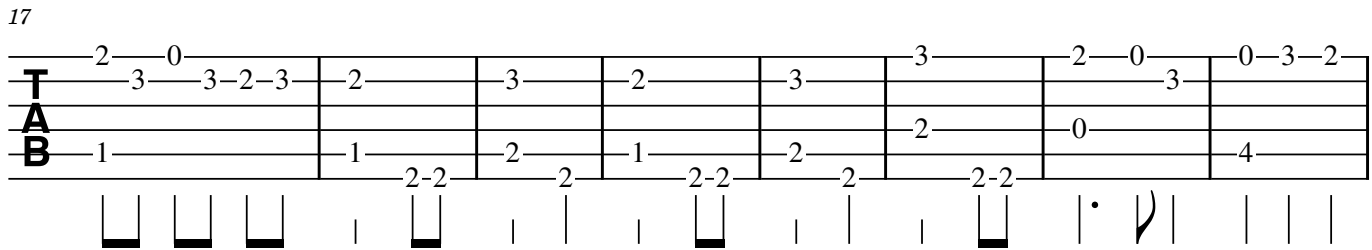
System 1: 7 measures. Treble clef. Fingering: 7, 0, 7, 0, 2-4, 0, 4, 0-2, 3, 0-2, 3, 2-0, 2-3, 0-2-3-2, 0. Bass clef: 7, 6, 0, 3, 2, 2, 1. Includes a bar line and a pickup stroke.

8



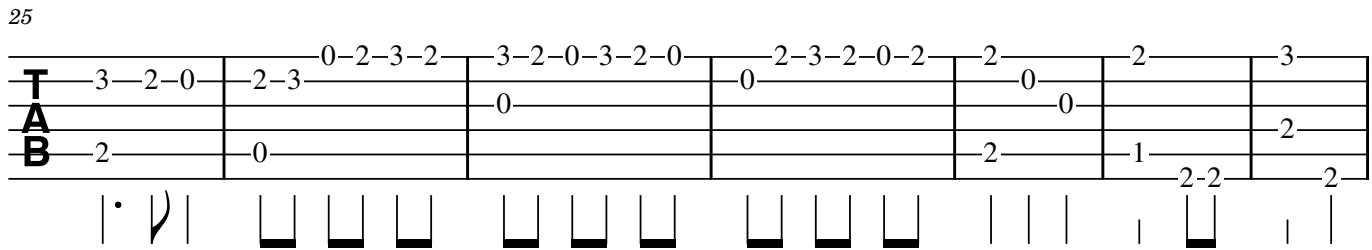
System 2: 8 measures. Treble clef: 3, 2, 3, 2, 3-2-0, 2, 3-2-0, 2, 2-3-2. Bass clef: 2, 1, 2, 1, 2, 1, 2, 1. Includes a bar line and a pickup stroke.

17



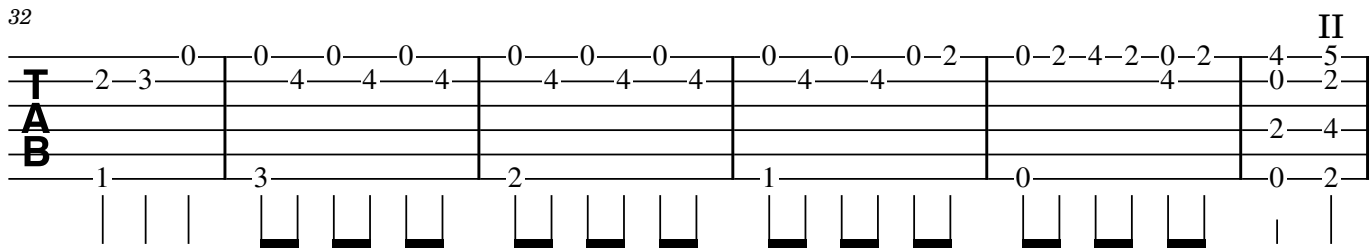
System 3: 8 measures. Treble clef: 2-0, 3-2-3, 2, 3, 2, 3, 3, 2-0, 3, 0-3-2. Bass clef: 1, 1, 2-2, 2, 1, 2, 2, 2-2, 0, 4. Includes a bar line and a pickup stroke.

25



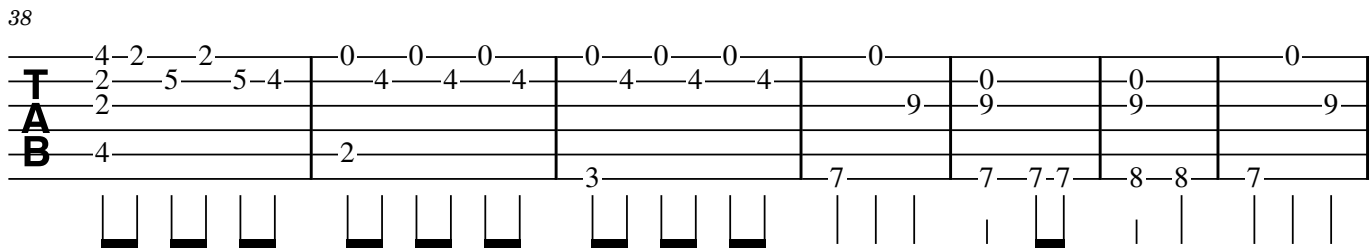
System 4: 6 measures. Treble clef: 3-2-0, 2-3, 0-2-3-2, 3-2-0-3-2-0, 0, 2-3-2-0-2, 2, 0, 2, 3. Bass clef: 2, 0, 0, 2, 1, 2-2, 2. Includes a bar line and a pickup stroke.

32



System 5: 6 measures. Treble clef: 2-3, 0, 0, 4, 4, 4, 0, 4, 4, 4, 0, 4, 4, 0-2, 0-2-4-2-0-2, 4, 5. Bass clef: 1, 3, 2, 1, 0, 0-2. Includes a bar line and a pickup stroke. Roman numeral II is present at the end.

38



System 6: 6 measures. Treble clef: 4-2, 2, 0, 0, 0, 0, 0, 0, 0, 0, 0, 0. Bass clef: 4, 2, 4, 4, 4, 4, 4, 4, 4, 9, 9, 9, 9, 7, 7-7, 8-8, 7. Includes a bar line and a pickup stroke.

2

45

**T  
A  
B**

0 0  
9 9  
8—7—8—7—8—7 7  
0 0

┌ ┌ ┌ |•



# CXVII

10.04.2021

6=D

8

8

8

15

8

# CXVII

10.04.2021

6=D

Tablature for measures 1-7. The staff shows fret numbers for the top three strings. Measure 1: 7-9, 0, 9. Measure 2: 10, 0, 9. Measure 3: 0, 8-6, 10. Measure 4: 0-2-2, 0, 3-2-3-5. Measure 5: 3-2, 5, 3. Measure 6: 2, 3-2-3, 0. Measure 7: 3-2-3, 0, 2.

8


Tablature for measures 8-14. The staff shows fret numbers for the top three strings. Measure 8: 2-3-2, 0, 5-3. Measure 9: 3, 3, 2-0. Measure 10: 2, 0, 0, 3. Measure 11: 0, 0-1-3, 0-2-3, 0. Measure 12: 2, 0, 3, 3. Measure 13: 2, 0, 2-3, 0. Measure 14: 2-3, 0, 1.

15

Tablature for measures 15-17. The staff shows fret numbers for the top three strings. Measure 15: 0-2-3, 0, 0-2, 2-3-2-0, 0. Measure 16: 3-2-3, 0, 2-7-9, 10-9. Measure 17: IX, 9, 9, 10, 11, 11, 9, VII, 7, 7, 8, 9, 9, 7, 2, 2, 3, 4, 4, 0.


# CXVIII

12.11.2020



Musical staff 1, measures 1-6. The staff is in treble clef with a key signature of two sharps (F# and C#) and a common time signature (C). The music consists of a series of chords and melodic lines. Measure 1 has a treble clef, a key signature of two sharps, and a common time signature. The music continues with various chordal textures and melodic fragments.

7



Musical staff 2, measures 7-8. The staff is in treble clef with a key signature of two sharps (F# and C#) and a common time signature (C). The music continues with various chordal textures and melodic fragments. Measure 7 starts with a treble clef, a key signature of two sharps, and a common time signature. The music continues with various chordal textures and melodic fragments.

9



Musical staff 3, measures 9-10. The staff is in treble clef with a key signature of two sharps (F# and C#) and a common time signature (C). The music continues with various chordal textures and melodic fragments. Measure 9 starts with a treble clef, a key signature of two sharps, and a common time signature. The music continues with various chordal textures and melodic fragments.

11



Musical staff 4, measures 11-12. The staff is in treble clef with a key signature of two sharps (F# and C#) and a common time signature (C). The music continues with various chordal textures and melodic fragments. Measure 11 starts with a treble clef, a key signature of two sharps, and a common time signature. The music continues with various chordal textures and melodic fragments. Measure 12 ends with a double bar line.

# CXVIII

12.11.2020

♬

Tablature for measures 1-7. The staff shows fret numbers for the Treble (T), Middle (A), and Bass (B) clefs. Measure 1: T (0-2), A (0), B (4-2-3). Measure 2: T (3-2-0), A (1), B (2). Measure 3: T (0-2-3), A (0), B (2). Measure 4: T (0-2-0), A (3-2), B (0). Measure 5: T (0), A (0), B (0). Measure 6: T (2-0-0), A (1), B (0). Measure 7: T (2-3-5), A (0), B (4). A double bar line is present after measure 5.

8




Tablature for measures 8-13. Measure 8: T (3-5-2-0), A (4), B (2-4-1). Measure 9: T (5-0-0-0-0-0-0-0-0-0-0-0-0-2), A (5-7-8-7-10), B (10-9-2-4-5). Measure 10: T (0-0-0-0-0-0-0-0-0-0-0-0-0-2), A (5-7-8-7-10), B (10-9-2-4-5). Measure 11: T (0-0-0-0-0-0-0-0-0-0-0-0-0-2), A (5-7-8-7-10), B (10-9-2-4-5). Measure 12: T (0-0-0-0-0-0-0-0-0-0-0-0-0-2), A (5-7-8-7-10), B (10-9-2-4-5). Measure 13: T (0-2), A (0), B (0). A double bar line is present after measure 13.

10

Tablature for measures 14-17. Measure 14: T (2-3-2-0), A (0), B (2). Measure 15: T (0-5-2-0), A (0), B (0). Measure 16: T (0-0-2-3-2-0), A (5), B (3). Measure 17: T (0-0-0-0-0-0-0-0-0-0-0-0-0-0), A (0), B (0). A double bar line is present after measure 17.

# CXIX

11.08.2020



# CXIX

11.08.2020

VII

Measure VII: A six-line guitar TAB with six measures. The notes are: 7-10-9-7-10-10, 7-10-8, 7-9-10-7, 10-9-7-9, 9-0-7-5, 2-3-3-5. The bass line has notes: 9, 9, 9, 0, 0, 0. The bass line has a 0 in the first measure and a 7 in the second measure. Vertical bar lines are present at the end of each measure. Below the TAB are vertical tick marks for fret positions.

7

II





Measure II: A six-line guitar TAB with six measures. The notes are: 0-2-4, 5-4-2, 4-2, 5-9-7, 9-7, 5-9-7, 0. The bass line has notes: 5-3, 2, 2-6, 7, 10-9, 7-9-7, 7-3-2. The bass line has notes: 7-5, 4, 4, 0, 0, 8-9. The bass line has a 0 in the first measure and a 2 in the second measure. Vertical bar lines are present at the end of each measure. Below the TAB are vertical tick marks for fret positions.

14

Measure 14: A six-line guitar TAB with three measures. The notes are: 3-2-3, 0-2-0, 3-2, 3, 0-2-3-2-0, 3-2-3-2, 7, 0, 0. The bass line has notes: 0, 0, 2, 2, 6-7. Vertical bar lines are present at the end of each measure. Below the TAB are vertical tick marks for fret positions.

# CXX

08.05.2021



# CXX

08.05.2021

0-0-0 | 3-1 | 3-1-0-1-0-1-3 | 1-3-1 | 0-0-1 | 3-1-0 | 0-1

1 | 3 | 0 | 1-0-1-3-1 | 0 | 1-2

0 | 3 | 3 | 0

Fretboard diagram for system 1 showing fret numbers on strings 1-6.

8

1-0 | 0-1-3 | 0-3-2 | 2-0 | 0-2 | 3-2 | 2-2-0 | 3-2

3 | 3-0 | 0 | 0-2-3 | 2 | 3 | 3-2

0 | 3 | 2 | 2 | 4 | 2-1 | 2-1

Fretboard diagram for system 2 showing fret numbers on strings 1-6.

13

2-0 | 2-3 | 2-2 | 2-0 | 3-2 | 2-2 | 2-2-3 | 2-2-3 | 2-3

0-0-0-0-0 | 1-0-2 | 0-3-0-0-0 | 0-0-0 | 0-0-0 | 0-0-0 | 0-0-0 | 0-0-0

2 | 2 | 2 | 2 | 2 | 2 | 2 | 2-1

Fretboard diagram for system 3 showing fret numbers on strings 1-6.

16

2-0 | 3-2 | 0-2-3 | 0-2-3 | 0-2-3 | 2-0 | 0-0 | 3-2-0 | 0-2 | 3-2-0

0 | 1-0-1-3 | 0-2-3 | 0-2-3 | 2-0 | 0 | 0 | 3 | 0

2 | 2 | 2 | 2 | 2 | 2 | 0 | 2 | 0

Fretboard diagram for system 4 showing fret numbers on strings 1-6.

22

2-0-2-3 | 3-2-0 | 2-0-3 | 0-3-2-0-2 | 0-0 | 0-0 | 0-0 | 0-0 | 0-0

0 | 0 | 0 | 0 | 0 | 0 | 0 | 0 | 0 | 0 | 0 | 0

2 | 2 | 2 | 2 | 2 | 2 | 3 | 1 | 1-2

Fretboard diagram for system 5 showing fret numbers on strings 1-6.



# CXXI

04.12.2020



# CXXI

04.12.2020

Tablature for CXXI, measures 1-8. The notation is as follows:

| Measure | T     | A | B   |
|---------|-------|---|-----|
| 1       | 0     | 0 | 2   |
| 2       | 0-2-3 |   | 3   |
| 3       | 0     |   | 2   |
| 4       | 2-0   |   | 1   |
| 5       | 2     |   | 2   |
| 6       | 3-3-2 |   | 2   |
| 7       | 0     |   | 7   |
| 8       | 7-8-7 |   |     |
| 9       | 7-5   |   |     |
| 10      | 5     |   |     |
| 11      | 8-7-8 |   |     |
| 12      | 5     |   |     |
| 13      | 7-8   |   |     |
| 14      | 2-3   |   |     |
| 15      |       |   | 6-7 |
| 16      |       |   | 1-2 |

9

Tablature for CXXI, measures 9-12. The notation is as follows:

| Measure | T     | A | B   |
|---------|-------|---|-----|
| 9       | 0     |   | 2   |
| 10      | 4-2-4 |   | 0   |
| 11      | 0     |   | 2-0 |
| 12      | 0     |   | 3-2 |
| 13      | 0     |   | 4   |
| 14      | 0     |   | 4   |
| 15      | 0     |   | 2   |
| 16      | 0     |   | 2   |
| 17      | 0     |   | 6   |
| 18      | 0     |   | 7   |

# CXXII

05.04.2021

Musical notation for the first system, measures 1-4. The key signature is two sharps (F# and C#). The melody in the treble clef consists of quarter notes and eighth notes. The bass line features chords and single notes.

5

Musical notation for the second system, measures 5-8. The melody continues with quarter and eighth notes. The bass line includes chords and single notes, with a key signature change to one sharp (F#) in measure 7.

8

Musical notation for the third system, measures 9-12. The melody features eighth-note patterns. The bass line includes chords and single notes.

10

Musical notation for the fourth system, measures 13-16. The melody consists of quarter notes. The bass line features chords and single notes. The system concludes with a double bar line.

# CXXII

05.04.2021

**TAB**

0-0 2-0 0-2 2-5-3-2-0 0 0-2  
0-0 3-3-2-0-2-3 3 3-2-3 3-2-0-2-3  
1-1 3 0 3 5 3 1  
0 2 0

5

**TAB**

2-3-2-0 0 5-7 8-7-3 2-0-2-0 0  
0 3-2 3-2-0-0-2-3-2-3 4-6 7-2 0 4  
1-2 1 2 3 1-2 7 2 2

9

**TAB**

0-2-3 0 0-2-3 0-2 0-2-3 3-2 0 0 2  
5 3 1 0 0-2-3 0 0 2  
2-0 3-2-3-2-0-2 2

# CXXIII

21.05.2021

**T**  
**A**  
**B**

0-7 | 7-5-7 | 10 | 0-0-2 | 3-2-0 | 2-2 | 2-0 | 3-2-3 | 0-2-3-2 | 2-0 | 0

5 | 6 | 9 | 0 | 0-0 | 0 | 0 | 0 | 0

0 | 2 | 2 | 2

8

**T**  
**A**  
**B**

3-2-3 | 0-2-0 | 2 | 0-3-2 | 0 | 0 | 2-3-2-0 | 0-2 | 2

5 | 3 | 0 | 0 | 3 | 0

2 | 2 | 1 | 2 | 1 | 2 | 2

# CXXIV

20.05.2021

6=D 8

The first system of musical notation consists of three measures. It begins with a treble clef, a key signature of two sharps (F# and C#), and a common time signature. The first measure contains a half note G4 and a half note D5. The second measure contains a half note A4 and a half note E5. The third measure contains a half note F#4 and a half note C#5. The notation includes various accidentals and stems, and ends with a double bar line.

6

The second system of musical notation consists of three measures. It begins with a treble clef, a key signature of two sharps (F# and C#), and a common time signature. The first measure contains a half note G4 and a half note D5. The second measure contains a half note A4 and a half note E5. The third measure contains a half note F#4 and a half note C#5. The notation includes various accidentals and stems, and ends with a double bar line.

# CXXIV

20.05.2021

6=D




5-5-4 0 3-5-3 6-5-3-5 0-0-2-3-2-3  
2 2 5-5 6-3-5 6 3 3 3-2-3-3 3 1-0-1  
0 3 3 0 4 3 0 3  
0 4 0 4 2

7

5 0 0 0 0  
3 3 3 6 0 1 1 3 3  
0 0 0 0 1 1 3 3  
4 5 1 1 3 3  
4 0

# CXXV

08.06.2021





# CXXV

08.06.2021

**TAB**

3-3 | 5-3 | 2-0-0 | 2-3-5 | 0-2-3 | 0-2 | 0-2-3-2 | 2-5-3

7-5 | 3-3 | 5 | 0 | 3 | 2-3 | 3-7-5

0 | 0 | 4 | 2 | 0 | 0

Diagram showing fretting and picking for measures 1-8.

9

**TAB**

0-3-2 | 3-2-3 | 0-2-3 | 2-0-2-3 | 0-2 | 0 | 0-2-0-2-3 | 2-5-3

2-5-3 | 0 | 0 | 0 | 0-2-3-2-3 | 3 | 3-7-5

4 | 2 | 0 | 3 | 0 | 2 | 4 | 0

Diagram showing fretting and picking for measures 9-14.

15

**TAB**

3-2-0 | 2-0 | 2-0-2-3 | 2-2 | 2-2 | 0-2-3-2-0-2

5-3-2 | 3-3-2 | 0 | 0 | 0 | 0 | 0 | 0

4 | 2 | 2 | 2 | 3 | 2 | 3

Diagram showing fretting and picking for measures 15-20.

21

**TAB**

2-0 | 3 | 3-2-0 | 4-0 | 0-2-3 | 0-2-0 | 2

0 | 0 | 0 | 5 | 0 | 0 | 0

2 | 2 | 1 | 2

Diagram showing fretting and picking for measures 21-24.

# CXXVI

28.05.2021

8

Musical staff 1: Treble clef, key signature of two sharps (F# and C#), 8/8 time signature. The staff contains a sequence of notes and rests, including a fermata over the final measure.

8

Musical staff 2: Treble clef, key signature of two sharps (F# and C#), 8/8 time signature. The staff contains a sequence of notes and rests, including a fermata over the final measure.

14

Musical staff 3: Treble clef, key signature of two sharps (F# and C#), 8/8 time signature. The staff contains a sequence of notes and rests, including a fermata over the final measure.

18

Musical staff 4: Treble clef, key signature of two sharps (F# and C#), 8/8 time signature. The staff contains a sequence of notes and rests, including a fermata over the final measure.

21

Musical staff 5: Treble clef, key signature of two sharps (F# and C#), 8/8 time signature. The staff contains a sequence of notes and rests, including a fermata over the final measure.

# CXXVI

28.05.2021

9

TAB notation for measures 1-8. The notation is on a six-line staff with 'TAB' written vertically on the left. Fingerings are indicated by numbers 0-8. Measure 1: 2-7-5, 8-7-8-7, 0. Measure 2: 8, 0. Measure 3: 7-0, 5, 0. Measure 4: 3-2, 3-2-0. Measure 5: 2-3, 2. Measure 6: 7-0, 1-2. Measure 7: 7, 6. Measure 8: 8-7, 7.

9

9

TAB notation for measures 9-14. Measure 9: 2-3, 0-3-2-0. Measure 10: 3-2-2, 3-2, 0. Measure 11: 3-2-0, 2-0. Measure 12: 0-4, 5. Measure 13: 2-0, 3-2-3-2-0-0. Measure 14: 4-4. A double bar line with a repeat sign is above measure 12.

15

15

TAB notation for measures 15-19. Measure 15: 2-0, 2, 0. Measure 16: 0, 2-3-2-0, 0. Measure 17: 0, 2-3-2-0, 0. Measure 18: 2-3-2-0, 3-2-3, 2-3-2, 4. Measure 19: 3-2-0, 0, 3-2-3, 0. A fermata is above measure 17.

20

20

TAB notation for measures 20-24. Measure 20: 2-3-2-0, 2-0-4, 0. Measure 21: 0, 2-0-2, 0. Measure 22: 0, 0, 0. Measure 23: 2, 0-2, 0-2. Measure 24: 0, 2. A fermata is above measure 24.

# CXXVII

02.07.2021



# CXXVII

02.07.2021

**T**  
**A**  
**B**

2-2 3-2 2-0 0 2-0 0-2-3-2 2 3-2-0  
0 5-5 3-3 2-0-2 3 0 0-2-3 0  
0 2 3-2 1 2

9

**T**  
**A**  
**B**

II

2-2 3-2-0 2-0 3-2 3-2 2-0 2  
0 0 3-3-2 3-2 5-3 2 2  
2 0 5 2 4 4

# CXXVIII

01.07.2021

8

6

8

10

8

15

8

21

8

24

8

30

8

Harm7

H5

H5

Harm12

2

36

Musical score for a piano piece, measures 36-39. The score is written in treble clef with a key signature of two sharps (F# and C#). Measure 36 begins with a treble clef and a page number '8' below it. The music consists of four measures. Measure 36 features a melodic line in the right hand and a bass line in the left hand. Measure 37 continues the melodic and bass lines. Measure 38 shows a change in the bass line. Measure 39 concludes with a final chord in the right hand and a bass line. The score ends with a double bar line.

# CXXVIII

01.07.2021

♯

TAB

6

TAB

11

♯

TAB

17

TAB

22

♯

TAB

26

H5 Harm12..

TAB



2

34



**T  
A  
B**

|         |     |             |         |       |     |
|---------|-----|-------------|---------|-------|-----|
| 2-0-0-0 | 2-0 | 3-3-2-0-0-2 | 0-2-3-2 | 0-0   | 2-0 |
| 3-3     | 3-3 | 3-3         | 0-0     | 0-0   | 0-0 |
| 2       | 2   | 2           | 2       | 2-2-1 | 2   |

Vertical tick marks are present below the first two columns and the last two columns of the tablature.

# CXXIX

02.07.2021

The first system of musical notation for CXXIX. It begins with a treble clef, a key signature of two sharps (F# and C#), and a common time signature (C). The music starts with a bass line consisting of a low octave chord (C2, G1, F#1) and a melody of quarter notes: C4, D4, E4, F#4, G4, A4, B4, C5. The melody then descends: B4, A4, G4, F#4, E4, D4, C4. This is followed by a series of eighth-note triplets: G4, F#4, E4; D4, C4, B3; A3, G3, F#3; and E3, D3, C3. The system ends with a double bar line.

The second system of musical notation for CXXIX, starting at measure 7. It continues with the same treble clef, key signature, and time signature. The melody continues from the previous system: B3, A3, G3, F#3, E3, D3, C3. This is followed by eighth-note triplets: B3, A3, G3; F#3, E3, D3. The bass line consists of low octave chords: C2, G1, F#1; C2, G1, F#1; C2, G1, F#1; C2, G1, F#1; C2, G1, F#1; C2, G1, F#1; C2, G1, F#1. The system ends with a double bar line.

The third system of musical notation for CXXIX, starting at measure 13. The melody continues: B3, A3, G3, F#3, E3, D3, C3. This is followed by eighth-note triplets: B3, A3, G3; F#3, E3, D3. The bass line consists of low octave chords: C2, G1, F#1; C2, G1, F#1; C2, G1, F#1; C2, G1, F#1; C2, G1, F#1; C2, G1, F#1; C2, G1, F#1. The system ends with a double bar line.

The fourth system of musical notation for CXXIX, starting at measure 19. The melody continues: B3, A3, G3, F#3, E3, D3, C3. This is followed by eighth-note triplets: B3, A3, G3; F#3, E3, D3. The bass line consists of low octave chords: C2, G1, F#1; C2, G1, F#1; C2, G1, F#1; C2, G1, F#1. The system ends with a double bar line.

# CXXIX

02.07.2021

0 5-3-2 3-2-0 2-0 0-2-3-2-0-2 0-0-0

T 0 4 5 3 2-3 2-3 0

A 1 0 3 3 3

B 2-2-5-4 4 2 2 3 3 3 3

0 0 2

7 II 0 2 5-4-2 4-2 5-7-9-7-5 7 10-9 10-9-7

T 0-2-3-2-3 0 2 2 6 7 0 10-9 10-9-7

A 1 0 2 2 7 0 0 0

B 2 2 4 4 0 9

3 3

14 9-7-6 7 0 3-2 3 2-0 2-0 0 0-2-3-3 2-0 3-2-0-2

T 9-7-6 7 0 3-2 3 2-0 2-0 0 0-2-3-3 2-0 3-2-0-2

A 0 0 0 0 4 5 5

B 8 2 2 3 3

19 0 0-1-3 0-3-2-0 0-2-3 0-2-0 3-2 0

T 0 0-1-3 0-3-2-0 0-2-3 0-2-0 3-2 0

A 0 0 0 0 3 2 0

B 2 2 2 2

# CXXX

03.07.2021

Musical staff 1: Treble clef, key signature of three sharps (F#, C#, G#), 8/8 time signature. The staff contains a sequence of chords and melodic lines. The first measure has a treble clef and a bass clef with an '8' below it. The music consists of various chordal textures and moving lines across the staff.

Musical staff 2: Treble clef, key signature of three sharps (F#, C#, G#), 8/8 time signature. The staff contains a sequence of chords and melodic lines. The first measure has a treble clef and a bass clef with an '8' below it. The music continues with more complex textures, including some sixteenth-note passages.

Musical staff 3: Treble clef, key signature of three sharps (F#, C#, G#), 8/8 time signature. The staff contains a sequence of chords and melodic lines. The first measure has a treble clef and a bass clef with an '8' below it. The music continues with more complex textures, including some sixteenth-note passages.

Musical staff 4: Treble clef, key signature of three sharps (F#, C#, G#), 8/8 time signature. The staff contains a sequence of chords and melodic lines. The first measure has a treble clef and a bass clef with an '8' below it. The music continues with more complex textures, including some sixteenth-note passages. Labels 'H12', 'Harm5', and 'H4' are placed above the staff.

# CXXX

03.07.2021

VII

TAB notation for system VII. The T staff contains notes: 2-0, 2-2-3, 3, 7-10, 10, 5, 4-7-5-4, 4, 2. The A staff contains notes: 3-3-3, 0, 8, 0, 6, 5, 0, 1, 0. The B staff contains notes: 0, 2, 2, 7, 9, 5, 4, 0, 2. The guitar diagram below shows fret positions for each note.

9

TAB notation for system 9. The T staff contains notes: 0, 2, 2-5-4, 5-4, 2-0-2-3, 0-2-4-2-4-5, 5-4, 4, 4-2, 2. The A staff contains notes: 3, 3, 3-0, 0, 2, 2, 3, 0, 1. The B staff contains notes: 4, 4-2, 0, 4, 3, 2, 0. The guitar diagram shows fret positions and some double notes.

17

TAB notation for system 17. The T staff contains notes: 2-0, 2-7-5, 5, 0-2-3-2-0-2, 3, 2, 1. The A staff contains notes: 3-3-3, 0, 7-8, 8, 3, 0, 3-3, 3. The B staff contains notes: 0, 2, 0, 2, 1, 0, 0. The guitar diagram shows fret positions and some double notes.

25

Harm5                      H4

TAB notation for system 25. The T staff is empty. The A staff is empty. The B staff contains notes: 0, 0, 0. The guitar diagram shows fret positions.

# CXXXI

16.07.2021

Musical staff 1: Treble clef, key signature of two sharps (F# and C#), 8/8 time signature. The staff contains a melodic line with eighth and sixteenth notes and a bass line with eighth notes. A fermata is placed over the first measure.

Musical staff 2: Treble clef, key signature of two sharps, 8/8 time signature. The staff contains a melodic line with eighth and sixteenth notes and a bass line with eighth notes.

Musical staff 3: Treble clef, key signature of two sharps, 8/8 time signature. The staff contains a melodic line with eighth and sixteenth notes and a bass line with eighth notes.

Musical staff 4: Treble clef, key signature of two sharps, 8/8 time signature. The staff contains a melodic line with eighth and sixteenth notes and a bass line with eighth notes. A fermata is placed over the fourth measure.

Musical staff 5: Treble clef, key signature of two sharps, 8/8 time signature. The staff contains a melodic line with eighth and sixteenth notes and a bass line with eighth notes.

Musical staff 6: Treble clef, key signature of two sharps, 8/8 time signature. The staff contains a melodic line with eighth and sixteenth notes and a bass line with eighth notes.

Musical staff 7: Treble clef, key signature of two sharps, 8/8 time signature. The staff contains a melodic line with eighth and sixteenth notes and a bass line with eighth notes. A fermata is placed over the fourth measure.

2

36

A single staff of music in treble clef with a key signature of two sharps (F# and C#). The notation consists of six measures. Measure 36 starts with a treble clef, a key signature of two sharps, and an octave sign '8' below the staff. The notes are: G4 (quarter), A4-B4 (eighth pair), C5 (quarter), B4-A4 (eighth pair), G4 (quarter), F#4 (quarter). Measure 37: G4 (quarter), F#4 (quarter), E4 (quarter), D4 (quarter), C4 (quarter), B3 (quarter). Measure 38: B3 (quarter), A3 (quarter), G3 (quarter), F#3 (quarter), E3 (quarter), D3 (quarter). Measure 39: C3 (quarter), B2 (quarter), A2 (quarter), G2 (quarter), F#2 (quarter), E2 (quarter). Measure 40: D3 (quarter), C3 (quarter), B2 (quarter), A2 (quarter), G2 (quarter), F#2 (quarter). Measure 41: E2 (quarter), D2 (quarter), C2 (quarter), B1 (quarter), A1 (quarter), G1 (quarter). The piece ends with a double bar line.

# CXXXI

16.07.2021

♬

2 3-3-3-2 2 0-2-3 2-0 2 3 0-2 2-0-2-3 0 0-2 2 2-0

0 5-5 4 0 4 2 1 2 0 3 0

4 2 1 2 0 3 2

Diagram showing fret positions for the first system of guitar tablature.

8

2-3 2-0 3-2 2-3 3-2 2-0 3 0 3-2 3-2-0-2-0-2-3

1-2 0 1-2 2 0 0 2 2 2

0 2 2 2

Diagram showing fret positions for the second system of guitar tablature.

14

2-0 3-3-2-0-2-0 0 0-2-3 0 2 3-3-3-2 2-3 2-0 0 0 2-0-2

5 3 3-1-0-1-3 5-5 4 4 3 3

2 1-2 2

Diagram showing fret positions for the third system of guitar tablature.

19

♬

2 2 3-3-2-0 2-0-2-3-3-2-3 0 2-0-2-3-3 2 2-3 0 3-2 0

0 0 1 0 5 2 1 2 1 2 4

2 0 2 1 2

♬

Diagram showing fret positions for the fourth system of guitar tablature.

24

2-0-2 2 3 2-0 3 0 2 2-0 3-2 2

0 4 4 5 0 0 1-2

3 0 2-0-2-3 2-3-0-2

Diagram showing fret positions for the fifth system of guitar tablature.

29

♬

2-0-2-2-0 3-2 3-2-0-2-2 0 1-0-1-3-1-0 0 0 2 2 2 3-2 0 3-3-1

0 0 2 2 0 2 1 2 3

2 1 2 2 1 2 3

♬

Diagram showing fret positions for the sixth system of guitar tablature.



2




34

**T  
A  
B**

| Measure | String 6 | String 5 | String 4 |
|---------|----------|----------|----------|
| 1       | 2        | 3        | 0        |
| 2       | 4        | 3        | 2        |
| 3       | 4        | 2        | 0        |
| 4       | 4        | 2        | 0        |
| 5       | 4        | 4        | 5        |
| 6       | 3        | 0        | 2        |
| 7       | 2        | 0        | 2        |

# CXXXII

14.07.2021



# CXXXII

14.07.2021

0-2-3 | 2-0 | 3-3 | 2-0-2 | 2-3 | 0 | 2-3-2 | 5-3 | 2-0 | 3 | 0-2-3 | 0-2

TAB

Measures 1-9: TAB notation with guitar diagrams. Measure 1: 0-2-3 on top, 2 on bottom. Measure 2: 2-0 on top, 0 on bottom. Measure 3: 3-3 on top, 0 on bottom. Measure 4: 2-0-2 on top, 0 on bottom. Measure 5: 2-3 on top, 2 on bottom. Measure 6: 0 on top, 0 on bottom. Measure 7: 2-3-2 on top, 0 on bottom. Measure 8: 5-3 on top, 4-2 on bottom. Measure 9: 2-0 on top, 0 on bottom. Measure 10: 3 on top, 4 on bottom. Measure 11: 0-2-3 on top, 4 on bottom. Measure 12: 0-2 on top, 2 on bottom.

10

0 | 2-3 | 0-2-3 | 2-3 | 0 | 3-2-0 | 2-3 | 0 | 2-3-2-0 | 0 | 3-2-3 | 0 | 0 | 1-3-1 | 3-0

TAB

Measures 10-17: TAB notation with guitar diagrams. Measure 10: 0 on top, 0 on bottom. Measure 11: 2-3 on top, 3 on bottom. Measure 12: 0-2-3 on top, 2 on bottom. Measure 13: 2-3 on top, 0 on bottom. Measure 14: 0 on top, 1 on bottom. Measure 15: 3-2-0 on top, 0 on bottom. Measure 16: 2-3 on top, 0 on bottom. Measure 17: 0 on top, 0 on bottom. Measure 18: 2-3-2-0 on top, 0 on bottom. Measure 19: 0 on top, 3-2-3 on bottom. Measure 20: 0 on top, 1-3-1 on bottom. Measure 21: 3-0 on top, 2 on bottom.

18

0 | 0-2-3 | 2-3 | 0 | 2 | 0 | 0 | 3 | 3-2-0 | 2 | 0 | 0-2-3 | 2-3 | 0

TAB

Measures 18-24: TAB notation with guitar diagrams. Measure 18: 0 on top, 1-0-1-3 on bottom. Measure 19: 0-2-3 on top, 0 on bottom. Measure 20: 2-3 on top, 3 on bottom. Measure 21: 0 on top, 0 on bottom. Measure 22: 2 on top, 0 on bottom. Measure 23: 3 on top, 3-2-0 on bottom. Measure 24: 2 on top, 0 on bottom. Measure 25: 0 on top, 0-2-3 on bottom. Measure 26: 2-3 on top, 2 on bottom. Measure 27: 0 on top, 0 on bottom.

25

2-3-2-0 | 3-2-3 | 0 | 2-5 | 3-2-0 | 2-0 | 3 | 0-2-3 | 3 | 0-2 | 2-3 | 0

TAB

Measures 25-31: TAB notation with guitar diagrams. Measure 25: 2-3-2-0 on top, 0 on bottom. Measure 26: 3-2-3 on top, 0-4 on bottom. Measure 27: 0 on top, 2 on bottom. Measure 28: 2-5 on top, 2 on bottom. Measure 29: 3-2-0 on top, 0 on bottom. Measure 30: 2-0 on top, 0 on bottom. Measure 31: 3 on top, 4 on bottom. Measure 32: 0-2-3 on top, 2 on bottom. Measure 33: 3 on top, 2 on bottom. Measure 34: 0-2 on top, 0 on bottom. Measure 35: 2-3 on top, 0 on bottom.

32

0 | 0-2-3 | 0-2-3 | 2 | 3 | 0 | 2 | 3 | 0 | 1-0-1-3 | 0-2-3 | 0 | 2-5 | 7-5

TAB

Measures 32-38: TAB notation with guitar diagrams. Measure 32: 0 on top, 3 on bottom. Measure 33: 0-2-3 on top, 0 on bottom. Measure 34: 0-2-3 on top, 0 on bottom. Measure 35: 2 on top, 4 on bottom. Measure 36: 3 on top, 2 on bottom. Measure 37: 0 on top, 0 on bottom. Measure 38: 2 on top, 1-0-1-3 on bottom. Measure 39: 3 on top, 0 on bottom. Measure 40: 0-2-3 on top, 0 on bottom. Measure 41: 0 on top, 0 on bottom. Measure 42: 2-5 on top, 0-4 on bottom. Measure 43: 7-5 on top, 5-4 on bottom.

39


3-2-0 | 0-2-3 | 0-2-3-2 | 2-0 | 3 | 3-2 | 3-0 | 0-2-3 | 3 | 2 | 3 | 3 | 0

TAB

Measures 39-46: TAB notation with guitar diagrams. Measure 39: 3-2-0 on top, 2 on bottom. Measure 40: 0-2-3 on top, 0 on bottom. Measure 41: 0-2-3-2 on top, 0 on bottom. Measure 42: 2-0 on top, 0 on bottom. Measure 43: 3 on top, 2 on bottom. Measure 44: 3-2 on top, 3 on bottom. Measure 45: 3-0 on top, 4 on bottom. Measure 46: 0-2-3 on top, 3 on bottom. Measure 47: 2 on top, 3 on bottom. Measure 48: 3 on top, 3 on bottom. Measure 49: 3 on top, 0 on bottom. Measure 50: 0 on top, 0 on bottom. Measure 51: 2 on top, 0 on bottom. Measure 52: 3 on top, 0 on bottom.

# CXXXIII

16.07.2021



# CXXXIII

16.07.2021

TAB notation for guitar, measures 1-8. The notation is written on a six-line staff with the letters T, A, and B stacked vertically on the left side. The notes are as follows:

| Measure | T     | A | B |
|---------|-------|---|---|
| 1       | 3-2   | 0 | 2 |
| 2       | 2-3   |   | 0 |
| 3       | 2     |   | 0 |
| 4       | 3-2-3 | 5 |   |
| 5       | 2     | 3 |   |
| 6       | 0-2-3 |   | 2 |
| 7       | 2-3   |   | 0 |
| 8       | 0-2   |   | 0 |

Below the staff, there are vertical lines representing fret positions. Some lines have small black rectangles below them, indicating fretted notes.

9

TAB notation for guitar, measures 9-15. The notation is written on a six-line staff with the letters T, A, and B stacked vertically on the left side. The notes are as follows:

| Measure | T       | A   | B |
|---------|---------|-----|---|
| 9       | 0       | 3-2 | 4 |
| 10      | 3       |     | 2 |
| 11      | 2-3-0-2 |     | 3 |
| 12      | 2-0-2-3 | 0   | 2 |
| 13      | 2-0     | 3-2 |   |
| 14      | 2       | 3   | 2 |
| 15      | 0       | 2-0 | 2 |
| 16      | 3-2-3   | 0   | 3 |

Below the staff, there are vertical lines representing fret positions. Some lines have small black rectangles below them, indicating fretted notes.

16

TAB notation for guitar, measure 16. The notation is written on a six-line staff with the letters T, A, and B stacked vertically on the left side. The notes are as follows:

| Measure | T | A | B |
|---------|---|---|---|
| 16      | 2 | 3 | 0 |

Below the staff, there are vertical lines representing fret positions. Some lines have small black rectangles below them, indicating fretted notes.

# CXXXIV

17.07.2021

Musical staff 1, measures 1-7. Treble clef, key signature of two sharps (F# and C#), 8/8 time signature. The melody consists of quarter and eighth notes, with a final measure containing a double bar line and repeat dots.

Musical staff 2, measures 8-14. Treble clef, key signature of two sharps, 8/8 time signature. The melody continues with quarter and eighth notes, ending with a double bar line and repeat dots.

Musical staff 3, measures 15-25. Treble clef, key signature of two sharps, 8/8 time signature. The melody features eighth-note patterns and quarter notes, concluding with a double bar line and repeat dots.

Musical staff 4, measures 26-31. Treble clef, key signature of two sharps, 8/8 time signature. This staff is characterized by a dense accompaniment of eighth notes in the right hand and quarter notes in the left hand.

Musical staff 5, measures 32-37. Treble clef, key signature of two sharps, 8/8 time signature. The melody continues with quarter and eighth notes, ending with a double bar line and repeat dots.

Musical staff 6, measures 38-43. Treble clef, key signature of two sharps, 8/8 time signature. The melody features quarter and eighth notes, ending with a double bar line and repeat dots.

Musical staff 7, measures 44-49. Treble clef, key signature of two sharps, 8/8 time signature. The melody consists of quarter notes, ending with a double bar line and repeat dots.

# CXXXIV

17.07.2021

2-3-5 0 3-2 3 0-2 2-0 3 1-3 0 0-2-3 3 2-0 0

0 4 2 0 3 2 1 3

8

2-3-5 0-2-3 3 0-2 2-3 0 0 0-2-3 0 2-0-2-3 0-2 2-3-5

0 4 2 0 3 2 3 2 3 0 2 3 0

15

0 0-2-0 3 3-2-3 0-2-0 2-0-2-3 0-2 0-2-3 0-2-3-2-0-2 2

4 2 0 3 2 2-2-2

21

2-0-2-3-2-0 2 2-0 0 3-2-3-2 0 2-0 0-2 0 2 0

0 0 0 0 0 0 0 0 0 0 4 0 0 1

2 2 2 2-2-2 2 2 2 2-2-2 2 2 2 2-2-2 0-0-0

28

0-2-3-2-0-2 0 0 0 0-2-3 2 3 2-3-5 0 3-2 3-2-3 0-2

1 1 1 1 1 1-3-1 1 1 1 1 0 4 2

0 0 0 0 0 0 0 0 0 0 0 0 0

35


2 0 3 0 2-3 2 0 2-3 0-2 2 2

0 3 0 0 2-0 0-2-0 2

0 3 1 2

# CXXXV

29.07.2021







# CXXXVI

30.07.2021

Musical staff 1, measures 1-6. Treble clef, key signature of one sharp (F#). The staff contains a sequence of notes and rests, with a fermata over the final note of the first measure.

7

Musical staff 2, measures 7-14. Treble clef, key signature of one sharp (F#). The staff contains a sequence of notes and rests, with a fermata over the final note of the first measure.

15

Musical staff 3, measures 15-20. Treble clef, key signature of one sharp (F#). The staff contains a sequence of notes and rests, with a fermata over the final note of the first measure.

20

Musical staff 4, measures 21-26. Treble clef, key signature of one sharp (F#). The staff contains a sequence of notes and rests, with a fermata over the final note of the first measure.

25

Musical staff 5, measures 27-32. Treble clef, key signature of one sharp (F#). The staff contains a sequence of notes and rests, with a fermata over the final note of the first measure.

29

Musical staff 6, measures 33-38. Treble clef, key signature of one sharp (F#). The staff contains a sequence of notes and rests, with a fermata over the final note of the first measure.

33

Musical staff 7, measures 39-44. Treble clef, key signature of one sharp (F#). The staff contains a sequence of notes and rests, with a fermata over the final note of the first measure.

2

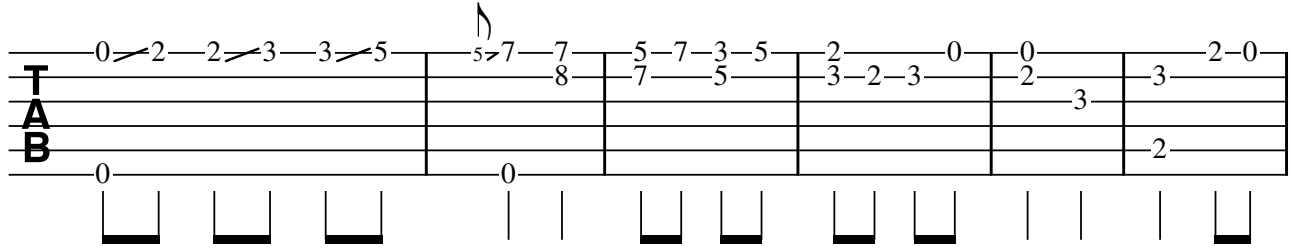
39

A single staff of music in treble clef with a key signature of one sharp (F#). The notation consists of four measures. Measure 39 begins with a treble clef, a sharp sign, and a flat sign. The first note is a quarter note on G4, with a slur over it extending to the second note, a quarter note on A4. The second measure contains a quarter note on B4, a quarter note on C5, and a quarter note on D5. The third measure contains a quarter note on E5 and a quarter note on F#5. The fourth measure contains a half note on G5. The staff ends with a double bar line.

# CXXXVI

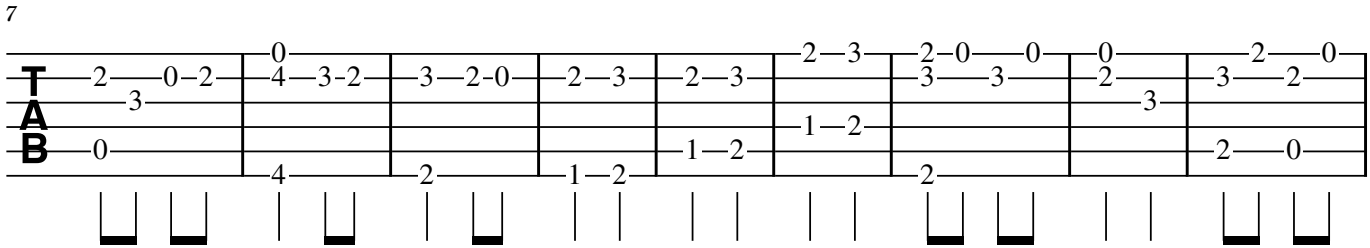
30.07.2021

7



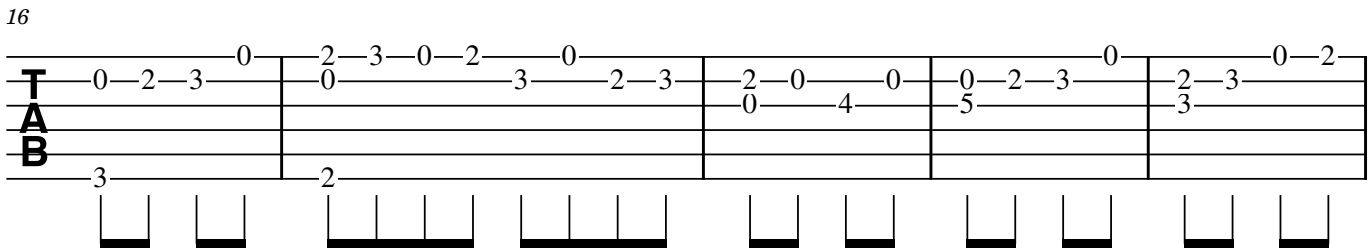
System 1: Measures 1-5. Treble clef. Measure 1: 0-2-2-3-3-5. Measure 2: 5-7-7 with a grace note above the 5. Measure 3: 7-8. Measure 4: 5-7-3-5. Measure 5: 2-3-0. Bass clef: Measure 1: 0. Measure 2: 0. Measure 3: 8. Measure 4: 7-5. Measure 5: 3-2-3. Fingering: 3, 3, 2, 3. Diagrams: 5 boxes, each with a vertical line and a downward-pointing bar.

7



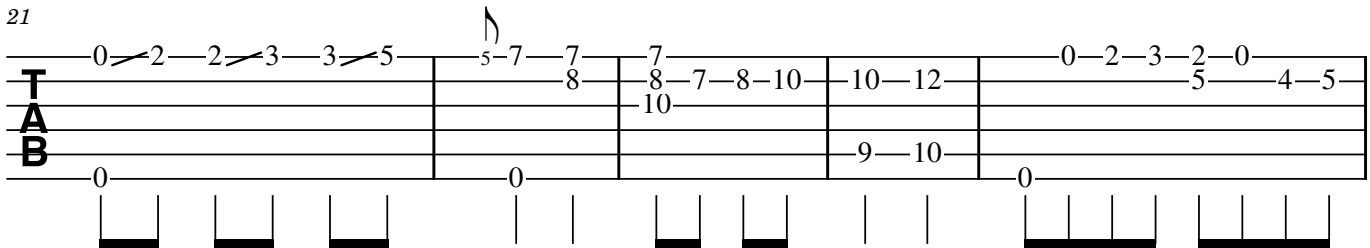
System 2: Measures 6-10. Treble clef: Measure 6: 2-0-2-3. Measure 7: 4-3-2. Measure 8: 3-2-0. Measure 9: 2-3. Measure 10: 2-3. Bass clef: Measure 6: 0. Measure 7: 4. Measure 8: 2. Measure 9: 1-2. Measure 10: 1-2. Fingering: 3, 3, 3, 2, 3, 3, 2, 3, 2, 0. Diagrams: 10 boxes, each with a vertical line and a downward-pointing bar.

16



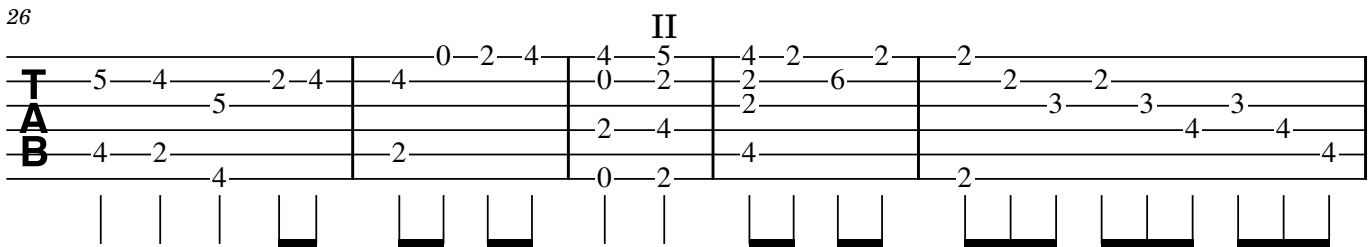
System 3: Measures 11-15. Treble clef: Measure 11: 0-2-3-0. Measure 12: 2-3-0-2. Measure 13: 3-0. Measure 14: 2-3. Measure 15: 2-0-4-0. Bass clef: Measure 11: 3. Measure 12: 2. Measure 13: 0. Measure 14: 0. Measure 15: 5. Fingering: 3, 3, 3, 0, 5, 3, 3, 0, 2. Diagrams: 15 boxes, each with a vertical line and a downward-pointing bar.

21



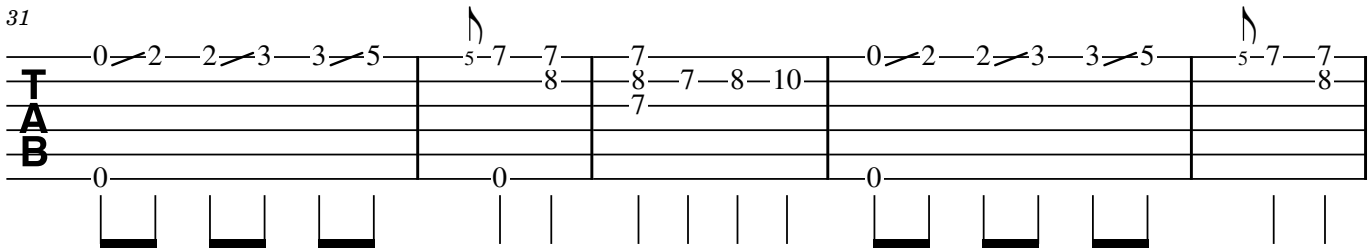
System 4: Measures 16-20. Treble clef: Measure 16: 0-2-2-3-3-5. Measure 17: 5-7-7 with a grace note above the 5. Measure 18: 7-8. Measure 19: 8-7-8-10. Measure 20: 10-12. Bass clef: Measure 16: 0. Measure 17: 0. Measure 18: 10. Measure 19: 9-10. Measure 20: 0. Fingering: 5, 4, 5. Diagrams: 20 boxes, each with a vertical line and a downward-pointing bar.

26



System 5: Measures 21-25. Treble clef: Measure 21: 5-4-5. Measure 22: 2-4. Measure 23: 4-0-2-4. Measure 24: 4-5. Measure 25: 4-2-2. Bass clef: Measure 21: 4-2-4. Measure 22: 2. Measure 23: 0-2. Measure 24: 2-4. Measure 25: 4. Fingering: 2, 2, 2, 2, 3, 2, 3, 3, 4, 4, 4. Diagrams: 25 boxes, each with a vertical line and a downward-pointing bar.

31



System 6: Measures 26-30. Treble clef: Measure 26: 0-2-2-3-3-5. Measure 27: 5-7-7 with a grace note above the 5. Measure 28: 7-8. Measure 29: 8-7-8-10. Measure 30: 0-2-2-3-3-5. Bass clef: Measure 26: 0. Measure 27: 0. Measure 28: 7. Measure 29: 7. Measure 30: 0. Fingering: 5, 7, 8, 8. Diagrams: 30 boxes, each with a vertical line and a downward-pointing bar.

2




36

**T**  
**A**  
**B**

|   |   |   |   |   |   |   |   |   |   |   |   |   |
|---|---|---|---|---|---|---|---|---|---|---|---|---|
| 5 | 7 | 3 | 5 | 2 | 3 | 2 | 0 | 0 | 0 |   |   |   |
| 7 | 8 | 5 | 7 | 3 | 5 | 4 | 4 | 4 |   |   |   |   |
|   |   |   |   |   |   |   |   | 2 | 3 | 2 | 0 | 2 |
|   |   |   |   |   |   |   |   | 0 |   |   |   |   |

# CXXXVII

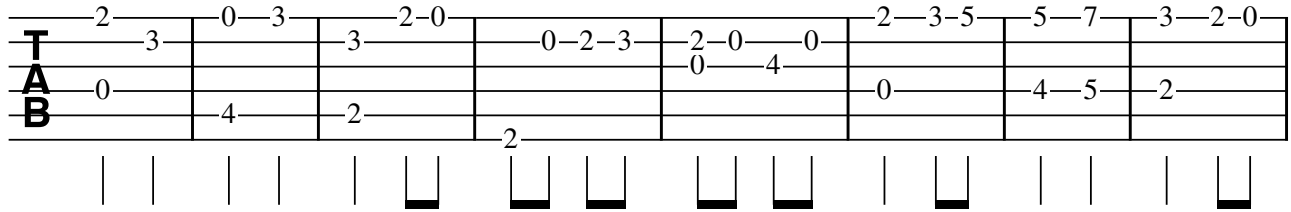
06.08.2021



# CXXXVII

06.08.2021

9



9

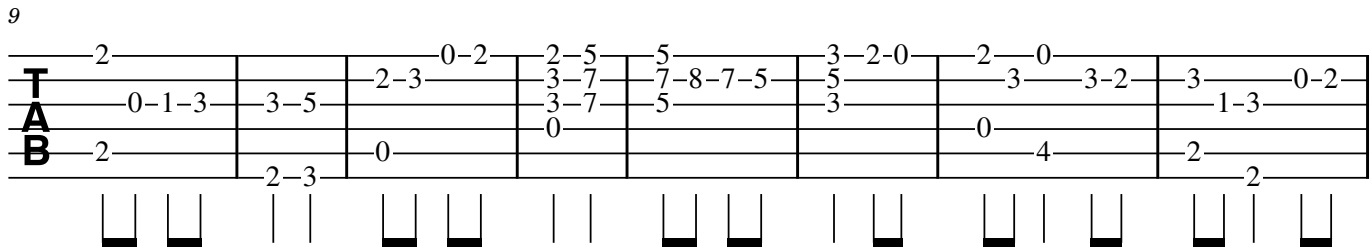
2 0 3 3 2-0 0-2-3 2-0 0 2-3-5 5-7 3-2-0

0 4 2 2 0 4 0 4-5 2

2-3 2-3 0 0 3 3-2 3 1-3 0-2

2 2-3 0 0 4 2 2

17

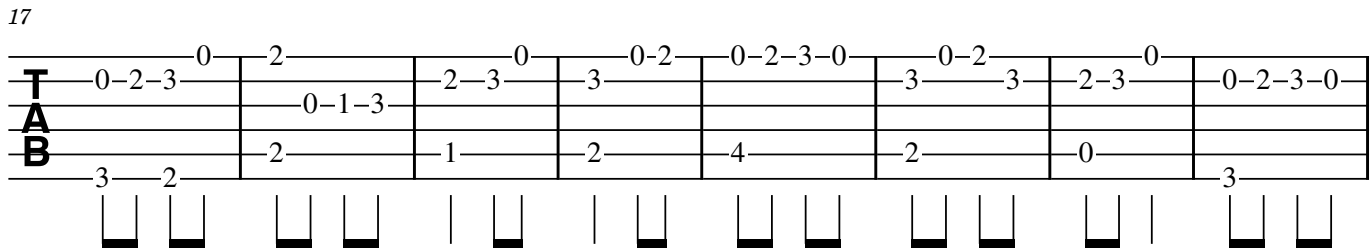


17

2 0-2 0-2 2-5 5 3-2-0 2-0 0-1-3 3-5 2-3 2-3 3-7 7-8-7-5 5 3 3-2 3-2 3 1-3 0-2

2 2-3 0 0 3 3 0 4 2 2

25

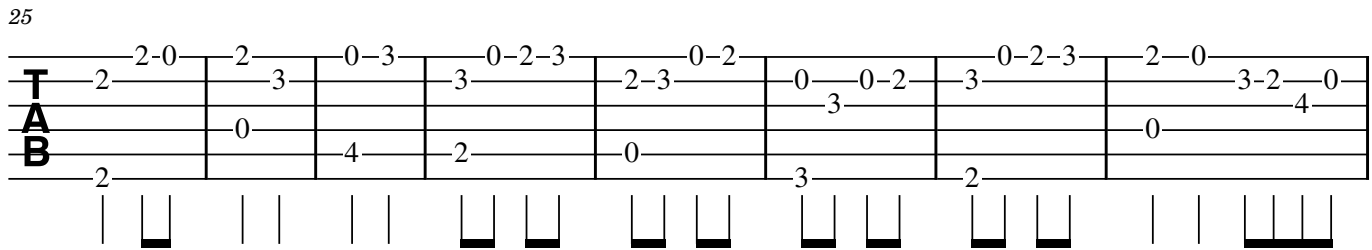


25

0-2-3 0 2 0-2 0-2 0-2-3-0 0-2 0 0-2-3 0 2-3 0 0-2-3-0

3 2 2 1 2 4 2 0 3

33



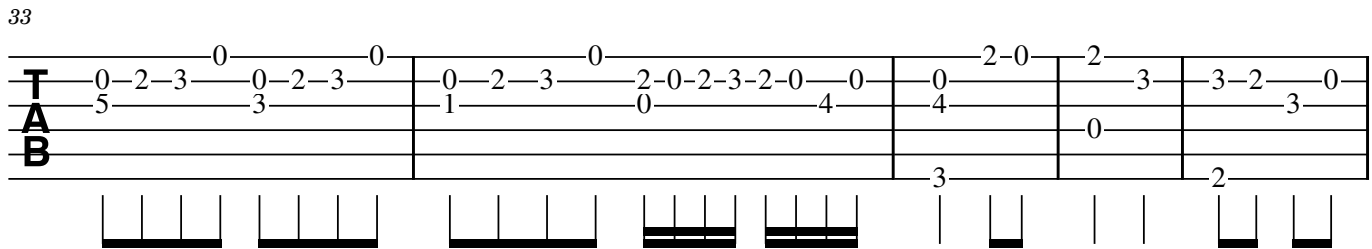
33

2-0 2 0-3 3 0-2-3 2-3 0-2 0-0-2 3 0-2-3 2-0 3-2-0

0 4 2 0 3 2 0 4

2 3 2 3 0 0 2 3 3-2 0

38

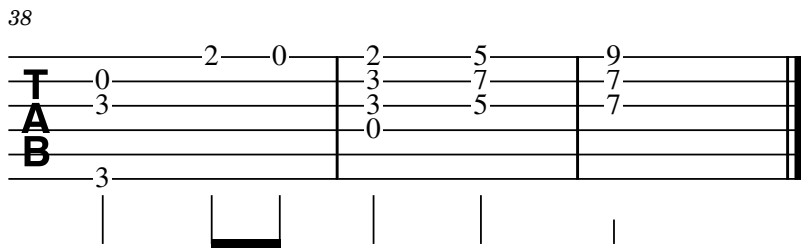


38

0-2-3 0 0-2-3 0 0-2-3 2-0-2-3-2-0 0 0 2-0 2 3 3-2 0

5 3 1 0 4 4 0 4 0 3 3

3 2 3 2 3 2 0 3 2



3

2-0 2 5 9



3 3 7 7

3 3 5 7

0 0

# CXXXVIII

13.08.2021





# CXXXVIII

13.08.2021

A musical staff system with three lines labeled 'T', 'A', and 'B' on the left. The top line contains a sequence of notes: 2-5, 7-7, 0, 0, 7, 0, 0-2, 3-2, 0-2-3. The middle line contains: 0, 8-8, 10-8, 8-10, 10-8-7-8, 8-7-3, 3. The bottom line contains: 0, 9, 9, 7-5-2, 2-0, 2. Below the staff are vertical tick marks and bar lines, with some bars containing thicker lines indicating specific fretting patterns.

7

A musical staff system with three lines labeled 'T', 'A', and 'B' on the left. The top line contains: 0-2-3, 2-3, 3-0-2, 2-5, 7, 8-10-8, 10-8-7, 8-7, 0, 8, 7, 0. The middle line contains: 3, 7, 8, 8, 8, 7, 8, 7, 8, 3. The bottom line contains: 3, 0, 0, 9, 0, 8, 7, 2. Below the staff are vertical tick marks and bar lines, with some bars containing thicker lines indicating specific fretting patterns.

15

A musical staff system with three lines labeled 'T', 'A', and 'B' on the left. The top line contains: 0-2-3, 0, 2-3, 2-3, 8-7, 0, 7-8, 2-3, 0, 3-2, 0, 0. The middle line contains: 1-2, 1-2, 7, 6-7, 1, 2, 3, 3-1. The bottom line contains: 3, 2, 1, 7, 6, 7, 1, 2, 3. Below the staff are vertical tick marks and bar lines, with some bars containing thicker lines indicating specific fretting patterns.

23

A musical staff system with three lines labeled 'T', 'A', and 'B' on the left. The top line contains: 2-3, 3, 0-0-2, 2-5-3, 5-7, 3-2-0, 2-0, 0, 3, 3-2, 3-2-3, 0, 2-0-2-3. The middle line contains: 0, 0, 4-5, 2, 0, 0. The bottom line contains: 0, 0, 0, 0, 0, 0. Below the staff are vertical tick marks and bar lines, with some bars containing thicker lines indicating specific fretting patterns.

29

A musical staff system with three lines labeled 'T', 'A', and 'B' on the left. The top line contains: 0, 3, 0, 2, 3, 0, 2, 3, 2. The middle line contains: 3, 3, 3. The bottom line contains: 0. Below the staff are vertical tick marks and bar lines, with some bars containing thicker lines indicating specific fretting patterns.

# CXXXIX

22.07.2021

Musical score for CXXXIX, featuring seven staves of music in G major (one sharp), 8/8 time. The score includes measures 8, 9, 17, 25, 33, 38, and 47. The notation includes treble clefs, key signatures, and various rhythmic values (quarter, eighth, and sixteenth notes). Measure 33 contains two triplets marked with the number '3'. Measure 47 ends with a double bar line and repeat signs.

# CXXXIX

22.07.2021

2-5 0 2-0 0-2 2-0 0 3-2 3-2-0-2 2 5-4-2

0 3 3 2-3 0 3 0 2 4

0 4 2 0 0 4 2 2 4

10 VII 4-2-0-4 9-7 10 10-9-10 0 9-10 5-7 3-2-0 2-0-0 5-4-2

7 9 7-9 4-5 2 3 4

0 9 7-9 4-5 2 0 4

18 4-2-0 2-0 0 0-2 3-2-0 2 5 5-7 9-7 7 10-9-10 10-5

2 0 3 3 2 4-6 7 0 0 9-4

0 4 2 0 0 0 0 0 9-4

27 7-3 2-0-2 0 3 2 0-2-3 2-3 2-0-0 0 3-2 3-2-0

5-2 0 3 0-2-3 2-3 2-0-0 0 3 2

5-2 0 4 2 1-2 2 2

35 II V II 0 0-2-3 0-2-3 0-2-3 0-2-4-5 5-4-2 4-5-7 9-7 5-4 2-0-2-3

2 2 3 3 2 0 0 5-5 2-2 2-2 2-0-2-3

0 4 2 2 4 2 7 7 4 0

3 3 3

41 0-2-4-5 5-0 2 0-2 2-5 0-5 9-7 7 5 5 5

4 4 3 0 0 8 10 10-9-10 6 10-9 7 7 7

4 4 0 0 4 0 0 0 0 5

# CXL

06.05.2021



# CXL

06.05.2021

7

6-measure guitar TAB. Staff 1: 0-2-2, 3-2-3, 3-2-0, 0-2-0, 3-2-0, 2-0, 0-3-2. Staff 2: 0, 0, 0, 0, 0, 2, 3, 5. Staff 3: 2, 2, 2, 0, 1-2, 4. Includes fretboard diagrams for measures 1-6.

7

7-measure guitar TAB. Staff 1: 2-0, 3-2-3, 0, 2, 0, 5-7-8, 5-7-8, 0, 7-8, 2-3, 2-0, 3-2-0. Staff 2: 3, 3, 0, 0, 0, 7-6, 7, 0, 7-8, 7-8, 0, 3, 0-3. Staff 3: 0, 0, 7-6, 7, 7, 6-7, 1-2, 2. Includes fretboard diagrams for measures 7-13.

14

6-measure guitar TAB. Staff 1: 2-0, 2-0, 0, 2, 0, 2-0, 2-0-2. Staff 2: 0, 0, 1, 3-2-3, 0, 0, 0, 3, 0, 3, 0, 0, 4. Staff 3: 2, 1, 2, 2, 4, 4, 2, 2. Includes fretboard diagrams for measures 14-19.

20

2-measure guitar TAB. Staff 1: 2, 0, 0. Staff 2: 0, 0, 0. Staff 3: 2, 3, 2, 0, 6, 7. Includes a fermata over the 7th fret in measure 20 and a trill symbol above the 7th fret in measure 21. Includes fretboard diagrams for measures 20-21.

# CXLI

17.07.2021

Musical score for CXLI, featuring a single melodic line in treble clef with a key signature of two sharps (F# and C#) and a common time signature (C). The score consists of seven staves of music, with measure numbers 3, 5, 8, 12, 15, and 17 indicated at the beginning of their respective staves. The notation includes various rhythmic values, accidentals, and phrasing slurs.

# CXLI

17.07.2021

4

4-measure guitar tablature. Measure 4: Treble clef has notes 2-3-2-0-0, Bass clef has notes 0-2-7-0-4-5-4-2. Measure 5: Treble clef has notes 2-3, Bass clef has note 4. Measure 6: Treble clef has notes 0-2-3, Bass clef has notes 1-1-2. Measure 7: Treble clef has notes 2-0, Bass clef has note 0. Fingering numbers are shown above notes.

8

4-measure guitar tablature. Measure 8: Treble clef has notes 3-2-0-2-3-2-0-0, Bass clef has notes 2-1-2. Measure 9: Treble clef has notes 0-2-3-5, Bass clef has notes 5-4-2-4-2. Measure 10: Treble clef has notes 5-4-2-0, Bass clef has notes 2-2-6. Measure 11: Treble clef has notes 7-7-5, Bass clef has notes 4-4. Fingering numbers are shown above notes.

8

4-measure guitar tablature. Measure 12: Treble clef has notes 2-3-5-3-2-0-2-2-2-0, Bass clef has notes 2-1-2. Measure 13: Treble clef has notes 2, Bass clef has notes 2-10-9. Measure 14: Treble clef has notes 0, Bass clef has notes 10-9-10-12. Measure 15: Treble clef has notes 7-3-3-2-0, Bass clef has notes 9-10-9-7. Fingering numbers are shown above notes.

12

4-measure guitar tablature. Measure 16: Treble clef has notes 0-2-3-2-0-0, Bass clef has notes 3-0. Measure 17: Treble clef has notes 2-3-0-2, Bass clef has notes 2-7-0-4-5-4-2-4. Measure 18: Treble clef has notes 2-0-2-0, Bass clef has note 2. Measure 19: Treble clef has notes 2-2-3-2-2, Bass clef has notes 3-2-0. Fingering numbers are shown above notes.

15

4-measure guitar tablature. Measure 20: Treble clef has notes 0-2-3-3-0-2-2, Bass clef has notes 4-2. Measure 21: Treble clef has notes 0-1-3-1-0, Bass clef has note 0. Measure 22: Treble clef has notes 0-2-3, Bass clef has notes 0-2-3. Measure 23: Treble clef has notes 0-3-0-3-2, Bass clef has note 4. Fingering numbers are shown above notes.

17

4-measure guitar tablature. Measure 24: Treble clef has notes 3-2-3-2-0-2-3-0-0-2-3, Bass clef has notes 2-0. Measure 25: Treble clef has notes 0-2-3, Bass clef has notes 2-7-0-4-2. Measure 26: Treble clef has notes 2-0-0-2, Bass clef has notes 3-0. Measure 27: Treble clef has notes 3-0, Bass clef has notes 0-0. Fingering numbers are shown above notes.

# CXLII

25.09.2021

Musical staff 1: Treble clef, key signature of three sharps (F#, C#, G#), 8/8 time signature. The staff contains 8 measures of music. The first four measures feature a complex texture with multiple chords and moving lines. The last four measures show a more melodic line in the upper voice and a supporting bass line.

Musical staff 2: Treble clef, key signature of three sharps, 8/8 time signature. The staff contains 8 measures of music. It continues the melodic and harmonic development from the first staff, with some changes in the bass line.

Musical staff 3: Treble clef, key signature of three sharps, 8/8 time signature. The staff contains 8 measures of music. The texture remains dense with multiple voices, showing further harmonic progression.

Musical staff 4: Treble clef, key signature of three sharps, 8/8 time signature. The staff contains 8 measures of music. The final two measures feature a prominent chord in the bass and a sustained note in the treble, leading to a double bar line.



# CXLII

25.09.2021

II II

Measure 1: T: 0-2, 2-3, 3-3; A: 0; B: 0. Measure 2: T: 5-4, 2-0, 2-3; A: 4-2, 2-0; B: 0. Measure 3: T: 0-0-2, 2-3; A: 0; B: 0. Measure 4: T: 2-0, 3-2-3; A: 0; B: 0. Measure 5: T: 0-2-3-5; A: 4; B: 4. Measure 6: T: 5-4-2, 2-2-4-5; A: 4; B: 2. Measure 7: T: 4-2, 2-6; A: 4; B: 4. Measure 8: T: 4-2; A: 6; B: 4.

9

Measure 9: T: 0-2, 2-0; A: 7-3, 2-3; B: 0. Measure 10: T: 2-0, 0; A: 3, 3; B: 0. Measure 11: T: 0-2, 3; A: 3; B: 0. Measure 12: T: 3, 2; A: 1-0-2-3; B: 2. Measure 13: T: 2, 2-0; A: 0-2, 3; B: 0. Measure 14: T: 2-2, 0; A: 3, 3; B: 2. Measure 15: T: 0-2; A: 3; B: 0. Measure 16: T: 0-2; A: 3; B: 0.

17

II


Measure 17: T: 0-3-2, 2; A: 3; B: 4. Measure 18: T: 0, 2; A: 3; B: 0. Measure 19: T: 2-5, 10-9; A: 3-2, 0; B: 2. Measure 20: T: 7-5, 0; A: 0; B: 2. Measure 21: T: 0-2-3, 0; A: 0; B: 3. Measure 22: T: 0, 0; A: 4-3-2; B: 4. Measure 23: T: 2-0-2-3; A: 0; B: 0. Measure 24: T: 2-0-2-3; A: 0; B: 0.

25

Measure 25: T: 0, 3; A: 0; B: 0. Measure 26: T: 0, 6; A: 6; B: 0. Measure 27: T: 7-9, 7; A: 7; B: 7. Measure 28: T: 9, 7; A: 7; B: 0.

# CXLIII

04.10.2021



# CXLIII

04.10.2021

**T**  
**A**  
**B**

2 3 5 | 3 | 0 | 0 | 4-2 | 4-2-0 | 2-0 |  
0 4 | 0-1-1-0-1-3 | 8-7 | 7-3 | 5 | 0 | 0-4 |  
4 | 2 | 0 | 7 | 5 | 4 | 2 | 0 | 2 |

8

**T**  
**A**  
**B**

0-2-4-5 | 4-2 | 4 |  
5 | 4 | 0 |  
2 | 2 | 0 |

3

# CXLIV

05.09.2021

The first system of musical notation consists of a treble clef, a key signature of three sharps (F#, C#, G#), and a common time signature (C). The music is written on a five-line staff. It begins with a whole rest on the first line, followed by a series of eighth and quarter notes, including some beamed eighth notes. The piece concludes with a double bar line.

The second system of musical notation is a continuation of the first system. It starts with a measure number '8' above the staff. The notation continues with a sequence of notes, including some beamed eighth notes, and ends with a double bar line.

# CXLIV

05.09.2021

VII




T  
A  
B

8

T  
A  
B

# CXLV

26.08.2021



# CXLV

26.08.2021

7 7  
T 0 8 8  
A 10  
B 9 10 9 7 10 9 7 5 7 3 2 0 2 1 0  
0 3 2

5  
2 3 2 0 0 0 0 2  
T 0 3 3 2 3 2 0 0 2 3 2 3 0 0 2 3  
A 0 5 3 3 1 0 0 1 3 0 2 3 0 2  
B 0 0 0 0 0 0 2 2  
0 2 3 2

9  
0 0 2 3 0 2 3 2 2 0 2 3 2 0 0 0 2 3 0 2 3  
T 3 3 3 3 3 3 3 3 3 3 3 3 3 3 3 3 3 3  
A 0 0 0 0 0 0 0 0 0 0 0 0 0 0 0 0 0 0  
B 0 0 0 0 0 0 0 0 0 0 0 0 0 0 0 0 0 0

14  
2 3 2 0 2 0 0 0 2 0 2 0 0 2 3 0 2 7 7  
T 0 3 3 2 3 0 2 3 0 2 3 0 2 3 2 0 8 8 10 8 10 8 7  
A 0 0 0 0 0 0 0 0 0 0 0 0 0 0 0 0 7 7 0 0 0  
B 0 0 0 0 0 0 0 0 0 0 0 0 0 0 0 0 2 2 2 2 2 2

18  
0 2 3 0 0 2 3 0 2 3 0 2 3 0 2 3 0 2 3  
T 7 3 3 0 1 3 0 2 3 3 0 2 3 1 3 0 2 3  
A 8 3 3 0 1 3 0 2 3 3 0 2 3 1 3 0 2 3  
B 4 2 2 2 2 2 2 2 2 2 2 2 2 2 2 2 2 2

23  
2 3 2 0 2 0 3 0 2 2 0 3 2 3 0 2 2  
T 3 3 1 3 2 3 0 2 2  
A 3 1 3 2 3 0 2 2  
B 2 2 2 2 2 2 2 2 2 2 2 2 2 2 2 2 2 2

# CXLVI

"Marias 12-årsdag"

27.08.2021

First musical staff, measures 1-6. Treble clef, key signature of three sharps (F#, C#, G#), and a common time signature (C). The staff contains a melody in the upper voice and a bass line in the lower voice.

7

Second musical staff, measures 7-12. Treble clef, key signature of three sharps, and a common time signature. The staff contains a melody in the upper voice and a bass line in the lower voice.

13

Third musical staff, measures 13-18. Treble clef, key signature of three sharps, and a common time signature. The staff contains a melody in the upper voice and a bass line in the lower voice.

19

Fourth musical staff, measures 19-23. Treble clef, key signature of three sharps, and a common time signature. The staff contains a melody in the upper voice and a bass line in the lower voice. A repeat sign is present at the end of the staff.

24

Fifth musical staff, measures 24-29. Treble clef, key signature of three sharps, and a common time signature. The staff contains a melody in the upper voice and a bass line in the lower voice.

30

Sixth musical staff, measures 30-35. Treble clef, key signature of three sharps, and a common time signature. The staff contains a melody in the upper voice and a bass line in the lower voice, ending with a double bar line.



# CXLVI

"Marias 12-årsdag"

27.08.2021

4-5-7-0 | 9-7-0-7 | 7-10-9 | 10-9-0 | 2-2-0 | 0 | 0-2-3-2-3

0 | 9-7-0-7 | 7-10-9 | 10-9-0 | 2-2-0 | 0 | 0-2-3-2-3

2-4-6 | 7 | 6 | 9 | 0 | 0 | 2-1-2

0 | 7 | 6 | 9 | 0 | 0 | 2-1-2

8

2-3 | 3-2 | 0-0 | 0-2-4 | 4-5-7 | 0-0 | 4-2-0-2 | 2-4-0-2

2-3 | 3-2 | 0-0 | 0-2-4 | 4-5-7 | 0-0 | 4-2-0-2 | 2-4-0-2

1-2 | 0 | 4 | 2 | 2-4-6 | 4 | 2 | 1-2-4-1

1-2 | 0 | 4 | 2 | 2-4-6 | 4 | 2 | 1-2-4-1

16

4-5-7-9 | 2-4-5-7 | 5-2-4-2-0 | 2-7 | 2-4 | 4-2 | 2-0-0-0-0

4-5-7-9 | 2-4-5-7 | 5-2-4-2-0 | 2-7 | 2-4 | 4-2 | 2-0-0-0-0

2-4-6-7 | 1-2-4-6 | 4-1-2 | 1-6 | 1-2 | 0 | 2

2-4-6-7 | 1-2-4-6 | 4-1-2 | 1-6 | 1-2 | 0 | 2

21 ♪ = ♪.

4-2-0 | 2-0 | 4 | 5-4-2 | 4-2-4 | 0-2-4 | 4-4-4 | 2-0 | 0-4 | 0-0-2-4-2-0-2

4-2-0 | 2-0 | 4 | 5-4-2 | 4-2-4 | 0-2-4 | 4-4-4 | 2-0 | 0-4 | 0-0-2-4-2-0-2

2-1 | 4 | 2 | 2 | 2 | 0 | 0

2-1 | 4 | 2 | 2 | 2 | 0 | 0

28

5-4-2 | 4-5 | 4-2-0 | 0-0-0 | 0-2-4-2-0 | 0-2 | 4-0



5-4-2 | 4-5 | 4-2-0 | 0-0-0 | 0-2-4-2-0 | 0-2 | 4-0

4-2-4 | 2-4 | 2 | 2 | 4 | 2

4-2-4 | 2-4 | 2 | 2 | 4 | 2

# CXLVII

03.09.2021



# CXLVII

03.09.2021

7

6-measure TAB system. Treble clef. Staff 1: 0-0 | 2-0 | 3-2-0 | 0-2 | 0-2 | 2-3-2-0-0. Staff 2: 0 | 0 | 3 | 0 | 3 | 3-2-3. Staff 3: 2 | | 2 | 2 | | |. Includes rhythmic notation below.

7

4-measure TAB system. Treble clef. Staff 1: 3-2-0-2-0-0 | 0-2-3-0-2-0 | 2-0-0-2-3-0-2 | 0-0-2-3-0-2. Staff 2: 5-3-3-1-3-1 | 0 | 3 | 1-3. Staff 3: 2 | 0 | 3 | 3. Includes rhythmic notation below.

11

5-measure TAB system. Treble clef. Staff 1: 2-2 | 7-9-10 | 10-10 | 3-3-3-2-0 | 0-2-0. Staff 2: 0-1-3-1-0 | 8-8-7 | 0-0 | 0-0-4 | 4. Staff 3: 2-0-2-10 | 7-9-9-9-9 | 9-9 | 2 | 2 | 3. Includes rhythmic notation below.

16




6-measure TAB system. Treble clef. Staff 1: 2-0-0 | 2-3-2-0-0 | 2-0-2-3 | 3-2-0 | 0-0-2-3 | 0-2-0-2-3. Staff 2: 0 | 3 | 0 | 5-4 | 0-1-3 | 0-1-3. Staff 3: 0 | | | 2 | | |. Includes rhythmic notation below.

22

4-measure TAB system. Treble clef. Staff 1: 2-0-0-0 | 2-0-0-0 | 2-0-0-0 | 2-0-0-0. Staff 2: 0 | 0 | 0 | 0. Staff 3: 1-2 | 0 | 1-2 | 2. Includes rhythmic notation below.

# CXLVIII

01.10.2021



# CXLVIII

01.10.2021

2 0-2-3 2-0-0 2-0 0-2 0

T 0 0 0 3 3 2-0 2 3-2 3-2-3 0

A 0 1 0 0 0 0 0 0 0

B 2 2 3 2 1 2 2

9

2 2-0-2-3 5-3-2 3-2-0 2 3-2 2-3

T 3-2 4 5 0 4 2 0 3-2 2 3-2 2-3

A 2 2 4 2 2 0 2 1 2 1 2 3

B 2 2 2 2 2 2 2 1 2 1 2 3

17

$\text{♩} = \text{♩}$

0 0 3-3-2 3-2-0 0-2-3-0-2-3 0-2-3-0-2-3 0-2-3-2-3 0

T 2-3 3-3-2 3-2-0 0-2-3-0-2-3 0-2-3-0-2-3 0-2-3-2-3 0

A 1 1 4 5 3 3 1 0 0

B 1 2 4 5 3 3 1 0 0

23

$\text{♩} = \text{♩}$

2-0-2-3-2-0 3-2 0-1-3-1-3 3 0-2-0-2-3-2-3 0 2 3-2-0

T 2-0-2-3-2-0 3-2 0-1-3-1-3 3 0-2-0-2-3-2-3 0 2 3-2-0

A 0 0 0 3 3 0 0 0 0 0 0 0 0 0 4 0

B 2 2 2 3 2 2 2 2 2 2 2 2 2 2 4 0

28

T 0 0

A 4 0

B 2 10 9 7 9

# CXLIX

03.06.2021

Musical notation for measures 1-6. The piece is in treble clef with a key signature of two sharps (F# and C#) and a common time signature (C). The notation includes eighth notes, quarter notes, and eighth rests. Measures 5 and 6 contain triplet markings above the notes.

Musical notation for measures 7-13. The notation continues with eighth notes, quarter notes, and eighth rests. Measures 11 and 12 contain triplet markings above the notes.

Musical notation for measures 14-16. The notation continues with eighth notes, quarter notes, and eighth rests.

Musical notation for measures 17-18. The notation continues with eighth notes, quarter notes, and eighth rests, ending with a double bar line.

# CXLIX

03.06.2021

7

TAB notation for measures 1-6. The top staff (Treble Clef) contains the following sequence of notes: 2-0, 2-0, 3-2, 3-2, 0, 0-2, 3-2, 3, 2-0, 2-2, 0, 3-2, 0. The middle staff (Bass Clef) contains: 0, 2, 2, 2, 3, 2, 2, 2. The bottom staff (Bass Clef) contains: 2, 2, 2, 3, 2, 2, 2. Fingering numbers are placed above notes. Measure 5 features two triplets (3) on the notes 3 and 2. Measure 6 features a triplet (3) on the note 2.

7

TAB notation for measures 7-13. The top staff (Treble Clef) contains: 0-2-3, 2-0, 3-2, 0, 2-0, 0, 0-2, 3-2, 3, 0, 2-2, 2-0, 3, 3-2. The middle staff (Bass Clef) contains: 5, 3, 3, 3, 1, 0, 0, 0, 2. The bottom staff (Bass Clef) contains: 2, 2. Fingering numbers are placed above notes. Measure 10 features two triplets (3) on the notes 3 and 3. Measure 11 features a triplet (3) on the note 2. Measure 13 features a triplet (3) on the note 2.

14

TAB notation for measures 14-16. The top staff (Treble Clef) contains: 2-3-2-0, 0-2-3-2-0, 2-0, 0, 3-3-2-3-2, 0, 0-2-3-2-0-2-0, 0. The middle staff (Bass Clef) contains: 2, 2, 4, 5, 4. The bottom staff (Bass Clef) contains: 2, 2. Fingering numbers are placed above notes. Measure 15 features a triplet (3) on the notes 3-3-2. Measure 16 features a triplet (3) on the notes 2-0-2.

17

TAB notation for measures 17-18. The top staff (Treble Clef) contains: 2, 0, 0, 2, 2. The middle staff (Bass Clef) contains: 4, 3, 0. The bottom staff (Bass Clef) contains: 3, 2. Fingering numbers are placed above notes. Measure 18 features a triplet (3) on the notes 2, 2, 2.

# CL

01.10.2021

Musical staff 1, measures 1-5. Treble clef, key signature of two sharps (F# and C#), 8/8 time signature. The staff contains a sequence of chords and melodic lines. Measure 1 starts with a chord of F#4, C#5, and G4. The piece concludes with a double bar line.

Musical staff 2, measures 6-11. Treble clef, key signature of two sharps (F# and C#), 8/8 time signature. The staff contains a sequence of chords and melodic lines. Measure 6 starts with a chord of F#4, C#5, and G4. The piece concludes with a double bar line.

Musical staff 3, measures 12-17. Treble clef, key signature of two sharps (F# and C#), 8/8 time signature. The staff contains a sequence of chords and melodic lines. Measure 12 starts with a chord of F#4, C#5, and G4. Measure 15 is marked with the annotation "Harm12". The piece concludes with a double bar line.

Musical staff 4, measures 18-20. Treble clef, key signature of two sharps (F# and C#), 8/8 time signature. The staff contains a sequence of chords and melodic lines. Measure 18 starts with a chord of F#4, C#5, and G4. The piece concludes with a double bar line.



# CL

01.10.2021

**T**  
**A**  
**B**

10-9 | 10-5-3 | 2-2-2-0 | 0-0-0-3-2-3 | 3-2-2-0 | 3-2-3-2

0 | 0 | 0 | 3-2-3 | 3 | 3-2

9 | 9-4-2 | 2 | 2 | 2-1 | 2

0 | 3 | 2 | 1 | 2

Diagram showing fret positions for measures 1-5. Measure 1: 10-9, 0. Measure 2: 10-5-3, 0. Measure 3: 2-2-2-0, 0. Measure 4: 0-0-0-3-2-3, 3. Measure 5: 3-2-2-0, 3-2-3-2.

6

**T**  
**A**  
**B**

2-2-0 | 0-0-0-3-2 | 3-10 | 10-9-7 | 9-7-6 | 7-6-7-9 | 9-7-6-7 | 7 | 5-3-2

0-1-2 | 0 | 9 | 8 | 0 | 0 | 7 | 4

2-9 | 2-9 | 8 | 7 | 7 | 0

Diagram showing fret positions for measures 6-12. Measure 6: 2-2-0, 0-0-0-3-2. Measure 7: 3-10, 9. Measure 8: 10-9-7, 8. Measure 9: 9-7-6, 7. Measure 10: 7-6-7-9, 0. Measure 11: 9-7-6-7, 7. Measure 12: 5-3-2, 4.

13

**T**  
**A**  
**B**

Harm12.....

2-0-2-3-5-3-2 | 2-0-2-3-0-0-2 | 3-2-0 | 3-2-0 | 2-0-0 | 0-2-2-0

0 | 3-1-3 | 0-3 | 0-0-4 | 0-4 | 4

2 | 2 | 2 | 2 | 2

Diagram showing fret positions for measures 13-18. Measure 13: 2-0-2-3-5-3-2, 0. Measure 14: 2-0-2-3-0-0-2, 3-1-3. Measure 15: 3-2-0, 0-3. Measure 16: 3-2-0, 0-0-4. Measure 17: 2-0-0, 0-4. Measure 18: 0-2-2-0, 4.

19

**T**  
**A**  
**B**

2 | 2

0 | 0

0 | 0

2 | 2

Diagram showing fret positions for measure 19. Measure 19: 2, 2, 0, 0, 0, 2.

|

# CLI

07.10.2021

Musical staff 1: Treble clef, key signature of two sharps (F# and C#), starting with a bass clef '8' below. Labeled 'H12' above the staff. The staff contains a sequence of chords and melodic lines.

Musical staff 2: Treble clef, key signature of two sharps (F# and C#), starting with a bass clef '8' below. Labeled 'Harm12' above the staff. The staff contains a sequence of chords and melodic lines.

Musical staff 3: Treble clef, key signature of two sharps (F# and C#), starting with a bass clef '8' below. Labeled '16' above the staff. The staff contains a single chord followed by a double bar line.

# CLI

07.10.2021

H12



A guitar TAB for a piece labeled 'H12'. It consists of three staves: the top staff for the treble clef, the middle for the bass clef, and a third staff for fretting positions. The treble staff has notes: 2-2-3, 3-5, 5-7-8-7, 8-7-0, 3-2-0, 0-2-2-0, 3-2, 2-3-2-0, 2-3. The bass staff has notes: 0, 7, 2, 2, 1, 0. The fretting staff has vertical lines at frets 2, 3, 5, 7, 8, 10, 12, 13, 14, 15, 16, 17, 18, 19, 20, 21, 22, 23, 24, 25, 26, 27, 28, 29, 30, 31, 32, 33, 34, 35, 36, 37, 38, 39, 40, 41, 42, 43, 44, 45, 46, 47, 48, 49, 50, 51, 52, 53, 54, 55, 56, 57, 58, 59, 60, 61, 62, 63, 64, 65, 66, 67, 68, 69, 70, 71, 72, 73, 74, 75, 76, 77, 78, 79, 80, 81, 82, 83, 84, 85, 86, 87, 88, 89, 90, 91, 92, 93, 94, 95, 96, 97, 98, 99, 100. The fretting staff has vertical lines at frets 2, 3, 5, 7, 8, 10, 12, 13, 14, 15, 16, 17, 18, 19, 20, 21, 22, 23, 24, 25, 26, 27, 28, 29, 30, 31, 32, 33, 34, 35, 36, 37, 38, 39, 40, 41, 42, 43, 44, 45, 46, 47, 48, 49, 50, 51, 52, 53, 54, 55, 56, 57, 58, 59, 60, 61, 62, 63, 64, 65, 66, 67, 68, 69, 70, 71, 72, 73, 74, 75, 76, 77, 78, 79, 80, 81, 82, 83, 84, 85, 86, 87, 88, 89, 90, 91, 92, 93, 94, 95, 96, 97, 98, 99, 100.

8

A guitar TAB for a piece labeled 'H12' (continuation). It consists of three staves: the top staff for the treble clef, the middle for the bass clef, and a third staff for fretting positions. The treble staff has notes: 8-7-5, 7-8, 5-8-10, 7-8-7, 8-7-5-8, 7-5, 8-8-7, 8, 7-5-3, 3-2, 5-3, 3-2-2-0, 3. The bass staff has notes: 7, 0, 7, 0. The fretting staff has vertical lines at frets 2, 3, 5, 7, 8, 10, 12, 13, 14, 15, 16, 17, 18, 19, 20, 21, 22, 23, 24, 25, 26, 27, 28, 29, 30, 31, 32, 33, 34, 35, 36, 37, 38, 39, 40, 41, 42, 43, 44, 45, 46, 47, 48, 49, 50, 51, 52, 53, 54, 55, 56, 57, 58, 59, 60, 61, 62, 63, 64, 65, 66, 67, 68, 69, 70, 71, 72, 73, 74, 75, 76, 77, 78, 79, 80, 81, 82, 83, 84, 85, 86, 87, 88, 89, 90, 91, 92, 93, 94, 95, 96, 97, 98, 99, 100. The fretting staff has vertical lines at frets 2, 3, 5, 7, 8, 10, 12, 13, 14, 15, 16, 17, 18, 19, 20, 21, 22, 23, 24, 25, 26, 27, 28, 29, 30, 31, 32, 33, 34, 35, 36, 37, 38, 39, 40, 41, 42, 43, 44, 45, 46, 47, 48, 49, 50, 51, 52, 53, 54, 55, 56, 57, 58, 59, 60, 61, 62, 63, 64, 65, 66, 67, 68, 69, 70, 71, 72, 73, 74, 75, 76, 77, 78, 79, 80, 81, 82, 83, 84, 85, 86, 87, 88, 89, 90, 91, 92, 93, 94, 95, 96, 97, 98, 99, 100.

# CLII

07.10.2021



# CLII

07.10.2021

2-2-2-0 | 0-0-2 | 2-2-2-0 | 0-2

TAB

Measure 1: Treble clef has notes 2, 2, 2, 0; Bass clef has notes 0, 3. Measure 2: Treble clef has notes 0, 0, 2; Bass clef has notes 5, 2, 3. Measure 3: Treble clef has notes 2, 2, 2, 0; Bass clef has notes 0, 3. Measure 4: Treble clef has notes 0, 2; Bass clef has notes 5, 4, 5, 5.

5

3-2-0-2 | 0-2-3-3-2-0 | 0-3-2-2-3 | 2-0-3-2 | 5-7-8-7-8-7-0

TAB

Measure 5: Treble clef has notes 3, 2, 0, 2; Bass clef has notes 1, 0. Measure 6: Treble clef has notes 0, 2, 3, 3, 2, 0; Bass clef has notes 2, 2. Measure 7: Treble clef has notes 0, 3, 2, 2, 3; Bass clef has notes 4, 1, 2. Measure 8: Treble clef has notes 2, 0, 3, 2; Bass clef has notes 0, 7. Measure 9: Treble clef has notes 5, 7, 8, 7, 8, 7, 0; Bass clef has notes 0, 0.

10

7-8-2-3 | 2-0 | 3-3-2-3-0-2 | 0-1-0-1-0-1-3 | 0-2-3 | 2-2-2-0 | 0-3

TAB

Measure 10: Treble clef has notes 7, 8, 2, 3; Bass clef has notes 6, 7, 1. Measure 11: Treble clef has notes 2, 0; Bass clef has notes 2, 2. Measure 12: Treble clef has notes 3, 3, 2, 3, 0, 2; Bass clef has notes 2, 2, 0. Measure 13: Treble clef has notes 0, 1, 0, 1, 0, 1, 3; Bass clef has notes 0, 0. Measure 14: Treble clef has notes 0, 2, 3; Bass clef has notes 0, 0. Measure 15: Treble clef has notes 2, 2, 2, 0; Bass clef has notes 0, 3. Measure 16: Treble clef has notes 0, 3; Bass clef has notes 0, 0.

13


3-2-4-0 | 0-0 | 2-0-3-2-0 | 2-0-1-0-1-3 | 2-0-3

TAB

Measure 13: Treble clef has notes 3, 2, 4, 0; Bass clef has notes 5, 4. Measure 14: Treble clef has notes 0, 0; Bass clef has notes 2, 3, 2, 0. Measure 15: Treble clef has notes 2, 0, 3, 2, 0; Bass clef has notes 2, 0, 1, 0, 1, 3. Measure 16: Treble clef has notes 2, 0, 3; Bass clef has notes 2, 0, 2, 0.

# CLIII

08.10.2021



# CLIII

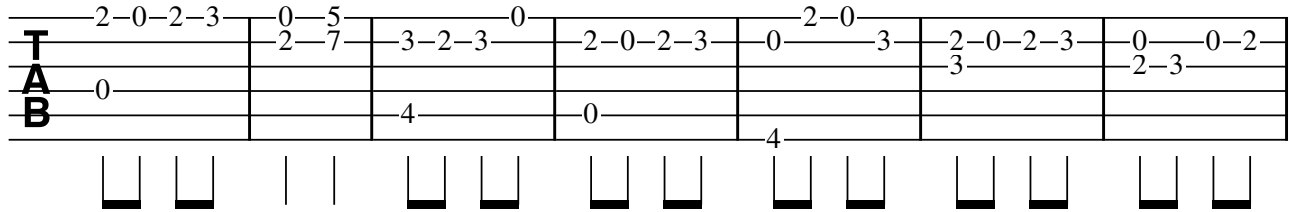
08.10.2021

2-0-2-3 | 0-5 | 3-2-3 | 0 | 2-0 | 2-0-2-3 | 0-0-2

**T** | 2-7 | 3-2-3 | 0 | 2-0-2-3 | 0-3 | 2-0-2-3 | 0-0-2

**A** | 0 | | 4 | 0 | | 4 | | 3 | 2-3

**B** | 0 | | 4 | 0 | | 4 | | | |



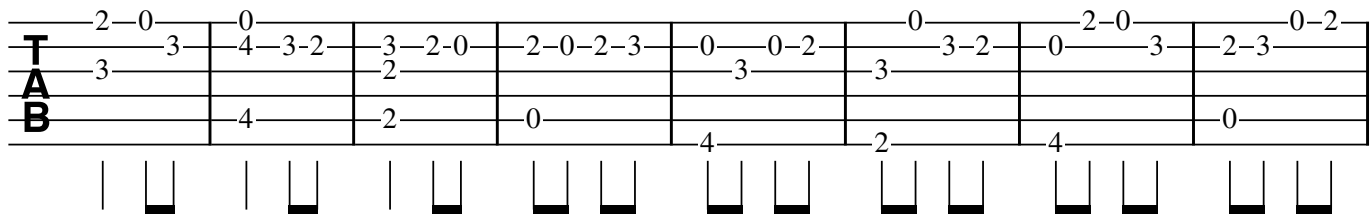
8

2-0 | 0 | 3-2-0 | 2-0-2-3 | 0-0-2 | 0-2-0 | 2-0-3 | 0-2

**T** | 3 | 4-3-2 | 3-2-0 | 2-0-2-3 | 0-0-2 | 3-3-2 | 0-2-3 | 2-3

**A** | 3 | 4 | 2 | 0 | 3 | 3 | 3 | 0

**B** | 4 | 2 | 0 | 4 | 2 | 4 | 0



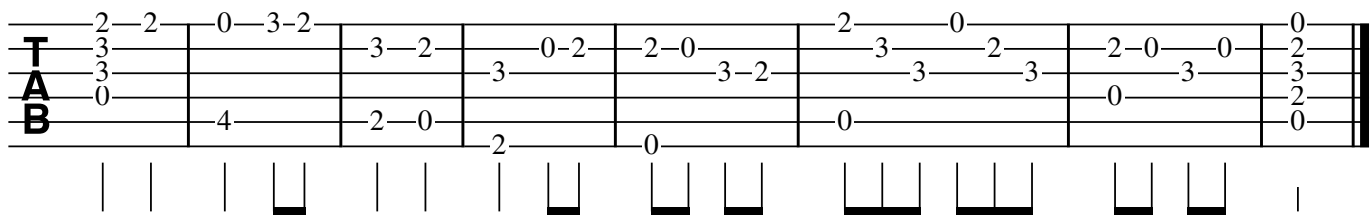
16

2-2 | 0-3-2 | 3-2 | 0-2 | 2-0 | 2-0 | 2-0-0 | 0

**T** | 3 | 3-2 | 3-0-2 | 2-0 | 3-2 | 3-2-3 | 2-0-0 | 2





**A** | 3 | 3 | 3 | 3-2 | 3-2 | 3-3 | 3-0 | 3

**B** | 0 | 4 | 2-0 | 2 | 0 | 0 | 0 | 0



# CLIV

08.10.2021





2

39

Musical notation for measures 39-44. The system begins with a treble clef and a key signature of three sharps (F#, C#, G#). A small '8' is written below the first staff. The notation includes a double bar line with repeat dots, followed by a series of eighth and sixteenth notes in the right hand and bass notes in the left hand.

45

Musical notation for measures 45-50. The system continues with the same treble clef and key signature. It features a dense texture with many sixteenth notes in the right hand and bass notes in the left hand.

51

Musical notation for measure 51. The system shows a treble clef and key signature of three sharps. The notation consists of a few notes in the right hand and bass notes in the left hand, ending with a double bar line.

# CLIV

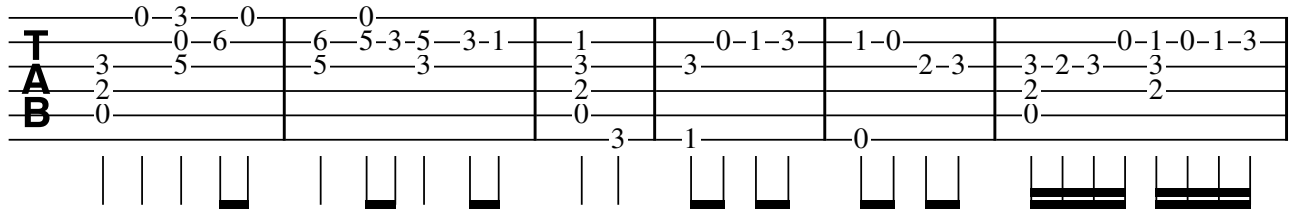
08.10.2021

0-3-0 0 6-5-3-5-3-1 1 0-1-3 1-0 0-1-0-1-3

3 5-6 5 3 3 3 2-3 3-2-3 3

2 0 0 0 2 2 2 2

0 0 0 0 0 0 0 0



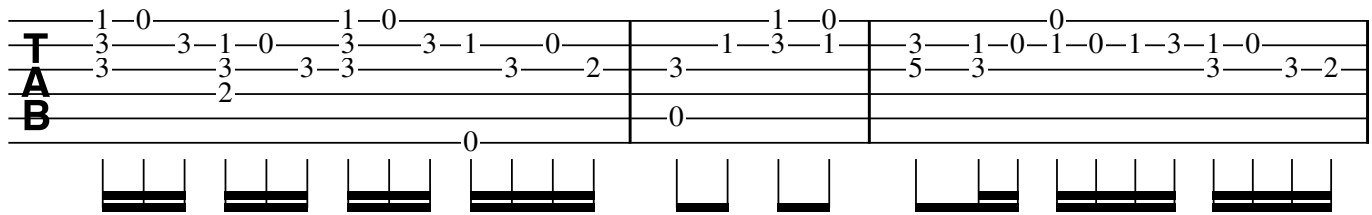
7

1-0 1-0 1-0 0

3 3-1-0 3 3-1-0 3 1-3-1 3 1-0-1-0-1-3-1-0

2 3 3 3 2 3 5-3 3 3-2

0 0

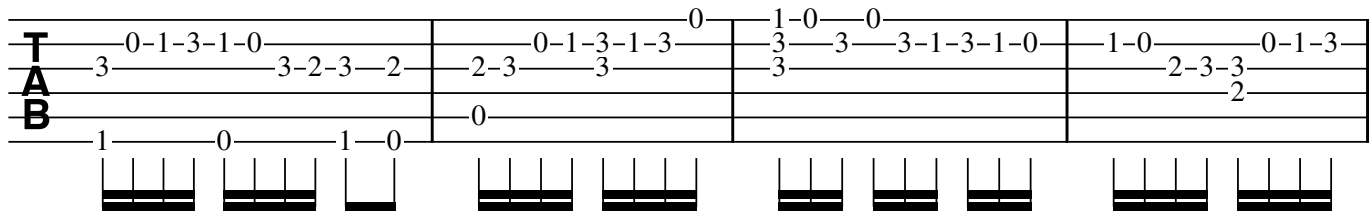


10

0-1-3-1-0 0 1-0-0

3 3-2-3-2 2-3 0-1-3-1-3 3 3 3-1-3-1-0 1-0 0-1-3

1 0 1-0 0 2-3 3 3 3 2-3-3 2

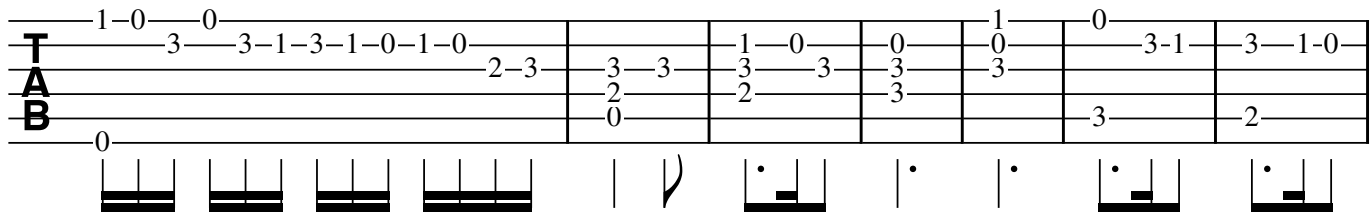


14

1-0 0 1-0 0

3 3-1-3-1-0-1-0 2-3 3 3 3 3 3 3 3-1 3-1-0

0 0 0 0 0 3 2

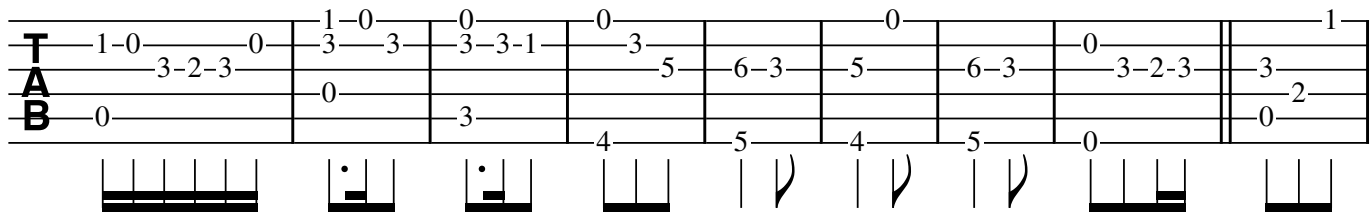


21

1-0 0 1-0 0 0 0 1

3-2-3 3 3-3-1 3 5 6-3 5 6-3 3-2-3 3

0 0 3 4 5 4 5 0 2



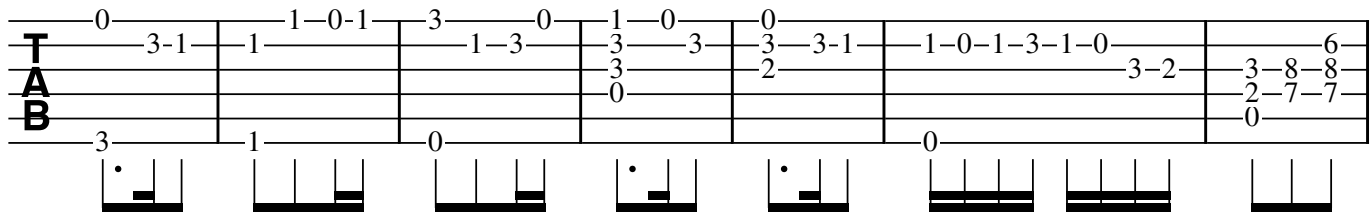
30

0 3-1 1 1-0-1 3 0 1-0 0 0 6

3 1 3 1-3 3 3 3-3-1 1-0-1-3-1-0 3-2 3-8-8

3 1 0 0 2 0 3-2 2-7-7

0 0 0 0 0 0 0 0



2

37

II

|        |         |      |     |   |   |       |         |     |
|--------|---------|------|-----|---|---|-------|---------|-----|
| 0      | 8-6     | 6-5  | 3-2 | 2 | 0 | 2-3-2 | 3-2-0-2 | 2-0 |
| 6      | 10-8    | 10-8 | 8-6 | 5 | 2 | 3     | 3       | 3-2 |
| 8-10-8 | 10-10-8 | 8-6  | 5   | 3 | 3 | 3     | 3       | 3-2 |
| T      |         |      |     |   |   |       |         |     |
| A      |         |      |     |   |   |       |         |     |
| B      |         |      |     |   |   |       |         |     |
| 0      |         | 0    | 2   | 0 | 2 | 0     | 0       |     |

45

|   |             |         |     |     |   |             |   |   |
|---|-------------|---------|-----|-----|---|-------------|---|---|
| 0 | 0-2-2-3-2-0 | 0-2-0-2 | 2-0 | 0-2 | 0 | 3-2-3-2-0-2 | 0 | 1 |
| 0 | 3           | 3-2-3   | 3   | 3-3 | 3 | 3           | 3 | 0 |
| 3 | 3           | 3       | 3   | 3   | 3 | 3           | 3 | 3 |
| T |             |         |     |     |   |             |   |   |
| A |             |         |     |     |   |             |   |   |
| B |             |         |     |     |   |             |   |   |
| 4 | 2           | 2       | 2   | 2   | 2 | 4           | 2 | 0 |



51

|   |  |
|---|--|
| 0 |  |
| 0 |  |
| 6 |  |
| 7 |  |
| 7 |  |
| 5 |  |

|•

# CLV

08.10.2021



# CLV

08.10.2021

2-0-0 2-0 0

**T** 3-3-0-3 | 3-3-2 | 3-2-0 | 4-3-2 | 2-3 | 7-8-7 | 7-5-5-3

**A** 0-0-1 | 0 | 0 | 4-3-2 | 2-3 | 8-7

**B** 2 | 2 | 2 | 4 | 1-2 | 6-7

8 **II**

4-5 5-4-2 4-2 5 9

**T** 3-2-0 | 2 | 2 | 2 | 7 | 10-12-10 | 12-10-9 | 9-10-10

**A** 5 | 3 | 4 | 2 | 0 | 11

**B** 2 | 2 | 4 | 11

16

10-9-6-7 2 5-3 3-2 0-0 2-0 3-2-0 0-2-4 4

**T** 10-9-6-7 | 2 | 5-3 | 3-2 | 0-0 | 2-0 | 3-2-0 | 0-2-4 | 4

**A** 0 | 0 | 5 | 5 | 5 | 0 | 4 | 5-4-5 | 2 | 0

**B** 3 | 2 | 2 | 2

23

2-0-0 2 2-3-2-0 2-0 0-2-3 0-2 2

**T** 0-0 | 2 | 2-3-2-0 | 2-0 | 0-2-3 | 0-2 | 2

**A** 2-0-2 | 0 | 0 | 0-3-2-3 | 2 | 3 | 1-0-1-3-0 | 2

**B** 2 | 2 | 2 | 2 | 2

28

2-2-2-2-3-3-3-3 3-3-3-3-2 2-0-2-3-2-0 2

**T** 2-2-2-2-3-3-3-3 | 3-3-3-3-2 | 2-0-2-3-2-0 | 2

**A** 0 | 1 | 0-0-0-0 | 0

**B** 2 | 2 | 2 | 2

# CLVI

10.10.2021

The first system of musical notation for 'CLVI' consists of a single staff in treble clef with a key signature of three sharps (F#, C#, G#). The music begins with a treble clef and a '3' below the staff. The melody starts with a quarter note G5, followed by eighth notes A5, B5, and C6. The accompaniment consists of a bass line with a quarter note G4, followed by eighth notes A4, B4, and C5. The system concludes with a double bar line, followed by a measure with a quarter note G5 and a quarter note A5, and a final measure with a quarter note B5 and a quarter note C6.

The second system of musical notation for 'CLVI' consists of a single staff in treble clef with a key signature of three sharps (F#, C#, G#). The music begins with a treble clef and a '3' below the staff. The melody starts with a quarter note G5, followed by eighth notes A5, B5, and C6. The accompaniment consists of a bass line with a quarter note G4, followed by eighth notes A4, B4, and C5. The system concludes with a double bar line, followed by a measure with a quarter note G5 and a quarter note A5, and a final measure with a quarter note B5 and a quarter note C6.

# CLVI

10.10.2021

II  $\text{♩} = \text{♩}.$  II

5 4-2 4 4-2-0 0-2-4-7-5-4-2 4-2-0 2-5 4-2  
0 4 2 5-4 4 5 9-7 0 0-2 0 0-2 2-6  
4 4 2 4 2 4 4 4 4 4  
2 4 0 2 2 4

7  $\text{♩} = \text{♩}.$

7 5-4 5-4-2 4-2-0 2-0-2-4 0-2-4-2 4  
0 0 0 3 0 2 0  
4 4 2 0 2 0  
0 0 0 0 0

# CLVII

14.10.2021

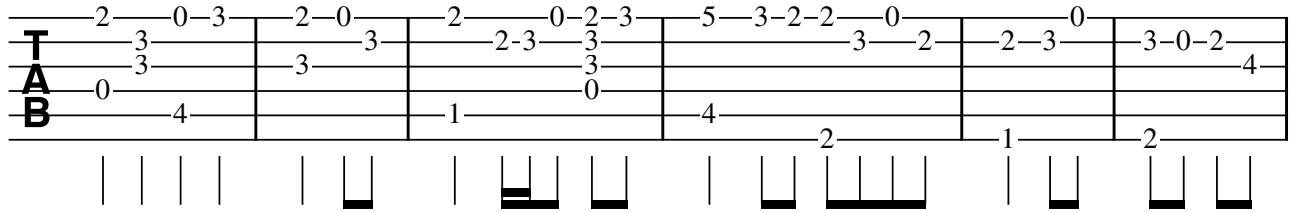
Musical score for CLVII, measures 8-25. The score is written in treble clef with a key signature of two sharps (F# and C#). The time signature is 8/8. The score consists of seven staves of music, each starting with a measure number (8, 7, 12, 17, 21, 22, 25) and an 8/8 time signature. The music features a variety of rhythmic patterns, including eighth and sixteenth notes, and rests. The final measure (25) ends with a double bar line.



# CLVII

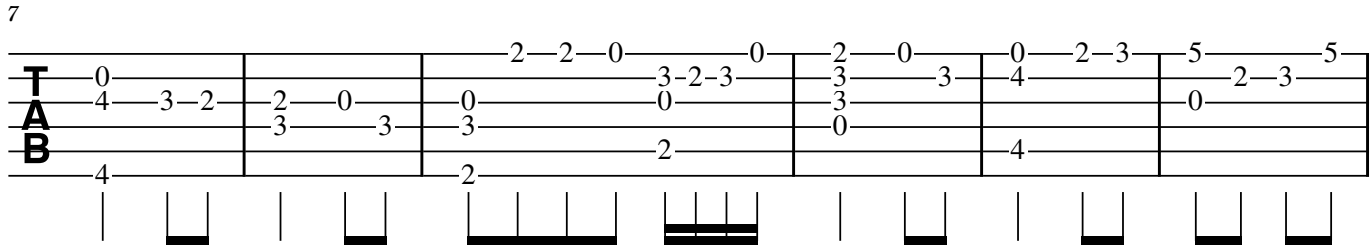
14.10.2021

7



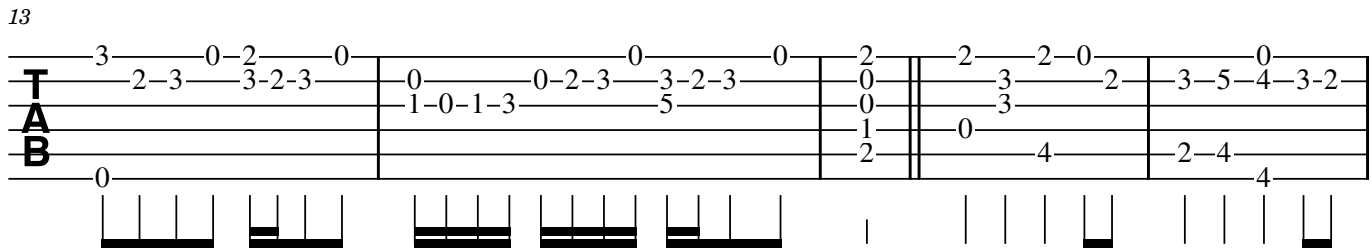
System 1: 6-line guitar tablature with fret numbers and bar lines. Includes a vertical 'TAB' label on the left. Fret numbers include 2, 0, 3, 2, 0, 2, 0, 2, 3, 5, 3, 2, 2, 0, 2, 3, 0, 2, 4.

7



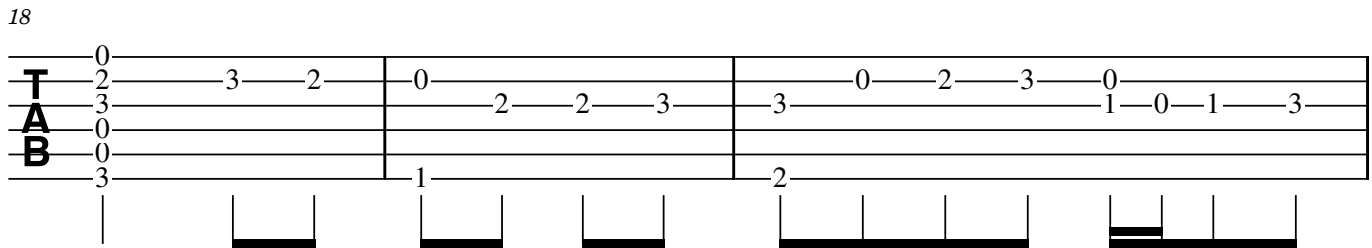
System 2: 6-line guitar tablature with fret numbers and bar lines. Includes a vertical 'TAB' label on the left. Fret numbers include 0, 4, 3, 2, 2, 0, 0, 3, 2, 3, 2, 0, 3, 0, 3, 4, 2, 3, 5, 2, 3, 5.

13



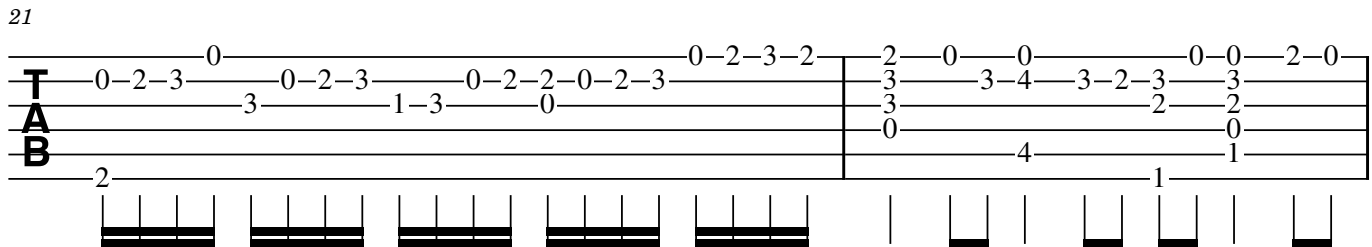
System 3: 6-line guitar tablature with fret numbers and bar lines. Includes a vertical 'TAB' label on the left. Fret numbers include 3, 2, 3, 0, 2, 0, 0, 0, 0, 2, 3, 3, 2, 3, 0, 2, 2, 2, 0, 0, 2, 3, 5, 4, 3, 2.

18



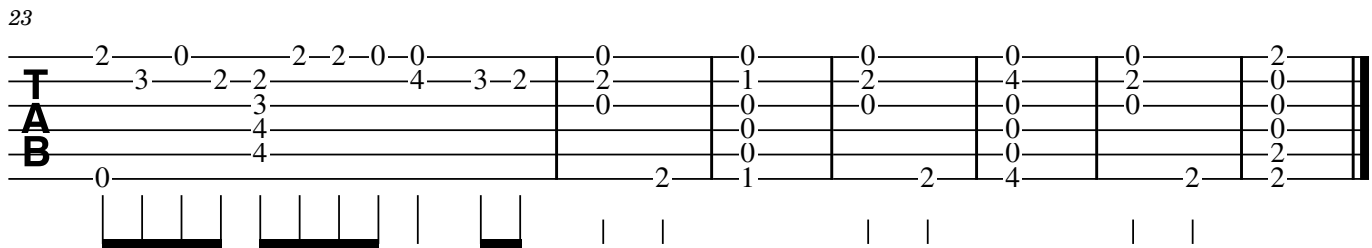
System 4: 6-line guitar tablature with fret numbers and bar lines. Includes a vertical 'TAB' label on the left. Fret numbers include 0, 2, 3, 2, 0, 2, 2, 3, 3, 0, 2, 3, 0, 1, 0, 1, 3.

21



System 5: 6-line guitar tablature with fret numbers and bar lines. Includes a vertical 'TAB' label on the left. Fret numbers include 0, 2, 3, 0, 2, 3, 0, 2, 2, 0, 2, 3, 0, 2, 3, 2, 2, 0, 0, 3, 4, 3, 2, 3, 3, 0, 0, 2, 0.

23



System 6: 6-line guitar tablature with fret numbers and bar lines. Includes a vertical 'TAB' label on the left. Fret numbers include 2, 0, 2, 2, 0, 0, 0, 0, 0, 0, 0, 0, 0, 0, 0, 2, 0, 0, 0, 0, 0, 0, 0, 0, 0, 0, 0, 0, 2.

# CLVIII

15.10.2021

The first system of musical notation is written on a single staff in treble clef. The key signature consists of three sharps (F#, C#, G#). The piece begins with a bass clef (8) on the first line. The notation includes several measures of music, featuring a mix of eighth and sixteenth notes, as well as chords. A double bar line is present in the middle of the system. The label 'H12' is placed above the staff at the beginning and again towards the end of the system.

The second system of musical notation is written on a single staff in treble clef. The key signature consists of three sharps (F#, C#, G#). The piece begins with a bass clef (8) on the first line. The notation includes several measures of music, featuring a mix of eighth and sixteenth notes, as well as chords. A double bar line is present at the end of the system.

# CLVIII

15.10.2021

Tablature for guitar piece CLVIII, measures 1-8. The piece is marked with a 12th fret (H12). The notation is as follows:

| Measure  | 1   | 2     | 3   | 4     | 5   | 6 | 7   | 8 |
|----------|-----|-------|-----|-------|-----|---|-----|---|
| String 1 | 7-5 | 5     | 0   | 5     | 7-7 | 5 | 0   | 7 |
| String 2 | 0   | 8-7-8 | 8-7 | 7-8-7 | 8-8 | 6 | 8   | 7 |
| String 3 |     |       |     | 8     | 9-9 | 7 | 9-8 | 8 |
| String 4 |     |       | 7   |       | 10  | 8 |     | 9 |
| String 5 |     |       |     |       | 0   |   |     |   |
| String 6 |     |       |     |       |     |   |     |   |

10

Tablature for guitar piece CLVIII, measures 9-12. The notation is as follows:

| Measure  | 9 | 10 | 11  | 12 |
|----------|---|----|-----|----|
| String 1 | 9 | 5  | 3-2 | 2  |
| String 2 | 7 | 3  |     | 3  |
| String 3 | 0 | 0  |     | 4  |
| String 4 | 8 | 4  |     | 5  |
| String 5 | 9 | 5  |     | 0  |
| String 6 |   | 0  |     | 0  |

# CLIX

15.10.2021

First system of musical notation, measures 1-7. The key signature is two sharps (F# and C#). The notation includes a treble clef, a common time signature, and a bass clef. The music features a mix of quarter, eighth, and sixteenth notes, with some chords and rests.

Second system of musical notation, measures 8-14. The key signature remains two sharps. The notation continues with various rhythmic values and chordal structures, including some triplet-like patterns.

Third system of musical notation, measures 15-21. The key signature is two sharps. The notation concludes with a final cadence, featuring a double bar line and a repeat sign.

# CLIX

15.10.2021

♯

Measure 1: 0-0 | 0-4 | 0-0 | 2-3 | 2-0 | 0-0 | 0-0 | 2- | 2-3 |

Measure 2: 0-0 | 0-0 | 0-4 | 0-0 | 0-0 | 1-0-1-3 | 0-1-0 | 0-0 |

Measure 3: 2- | 1-2 | 1- | 2- | 1-0-1-3 | 0-1-0 | 2- | 1-2 |

Measure 4: 3- | 2-0 | 0-0 | 0-0 | 0-0 | 0-0 | 0-0 | 0-0 |

Measure 5: 0-0 | 0-0 | 0-0 | 0-0 | 0-0 | 0-0 | 0-0 | 0-0 |

Measure 6: 0-0 | 0-0 | 0-0 | 0-0 | 0-0 | 0-0 | 0-0 | 0-0 |

Measure 7: 0-0 | 0-0 | 0-0 | 0-0 | 0-0 | 0-0 | 0-0 | 0-0 |

Measure 8: 0-0 | 0-0 | 0-0 | 0-0 | 0-0 | 0-0 | 0-0 | 0-0 |

9

Measure 9: 2-0-0 | 3-2-0 | 2-0- | 3-2-0 | 0-0 | 0-0 | 0-2-3 | 0-2-3 |

Measure 10: 0-4 | 5- | 3-3 | 0-4 | 0-4 | 5-3-1 | 3-1-0 | 1-0-1-3 | 0-0 |

Measure 11: 0-0 | 0-0 | 0-0 | 0-0 | 0-0 | 0-0 | 0-0 | 0-0 |

Measure 12: 2- | 2- | 3- | 2- | 0- | 2- | 0- | 2- |

Measure 13: 2- | 2- | 3- | 2- | 0- | 2- | 0- | 2- |

Measure 14: 2- | 2- | 3- | 2- | 0- | 2- | 0- | 2- |

Measure 15: 2- | 2- | 3- | 2- | 0- | 2- | 0- | 2- |

Measure 16: 2- | 2- | 3- | 2- | 0- | 2- | 0- | 2- |

17

Measure 17: 2-0 | 3-2 | 3-2 | 0-0 | 0-2-3 | 0-2-0 | 0-0 | 2- |



Measure 18: 3- | 0-4 | 0-4 | 5-2-3 | 3- | 3- | 0-0 |

Measure 19: 3- | 0-4 | 0-4 | 5-2-3 | 3- | 3- | 0-0 |

Measure 20: 2- | 2- | 3- | 2- | 0- | 2- | 0- | 2- |

# CLX

18.10.2021



# CLX

18.10.2021


The first system of guitar tablature consists of three staves labeled T, A, and B. The T staff has four measures with notes: 2-0-3, 0-2-3, 2-3-0-3-2, 2-0-0-2-3, 5-3-2. The A staff has notes: 0-0, 0, 3, 3, 3. The B staff has notes: 2, 4, 0, 4, 2, 0, 4. Below the staves are vertical bar lines representing fret positions, with some bars containing horizontal lines to indicate chord shapes.

5

The second system of guitar tablature consists of three staves labeled T, A, and B. The T staff has four measures with notes: 3-0-3, 0-2-2, 2-0, 3-2-3-0, 0-2-0, 2-0. The A staff has notes: 0-3, 0, 0, 3, 0. The B staff has notes: 2, 2, 1, 2, 3, 2. Below the staves are vertical bar lines representing fret positions, with some bars containing horizontal lines to indicate chord shapes.

# CLXI

19.10.2021





# CLXI

19.10.2021

**T  
A  
B**

0-7-7-7-8-7 | 8-10-10-8-7 | 0-3-2-0-3-2-0-3-2 | 3-2-0-3-2-4-5-3-2 | 0-0-9-2-2-3-2


6

**T  
A  
B**

2-0-3-2 | 0-2-1-2 | 7-0-0-2-3-6-7

# CLXII

22.10.2021



# CLXII

22.10.2021

First system of guitar tablature (TAB) for six strings. The notation includes fret numbers (0-5), slurs, and a double bar line at the end. Fingerings are indicated by numbers 1-4. Chord diagrams with two dots are shown below the strings.

| String | Measure 1   | Measure 2 | Measure 3 | Measure 4 | Measure 5 | Measure 6 | Measure 7 |
|--------|-------------|-----------|-----------|-----------|-----------|-----------|-----------|
| 6      | 2-3-3-0-2-3 | 2         | 0-2       | 0         | 2-0       |           |           |
| 5      | 5           | 3-0-2-3   | 2-0-2-3   | 2-3       | 3         | 3-2       | 3-2-0     |
| 4      |             | 5         | 3         |           |           | 5         | 4         |
| 3      |             |           |           |           |           |           |           |
| 2      |             |           |           |           | 1-2       |           |           |
| 1      |             |           |           |           |           |           |           |


7

Second system of guitar tablature (TAB) for six strings. The notation includes fret numbers (0-4), slurs, and a double bar line at the end. A double bar line is also present in the middle of the system. A pick-up stroke is indicated by a lightning bolt symbol.

| String | Measure 1 | Measure 2 | Measure 3 | Measure 4 | Measure 5 |
|--------|-----------|-----------|-----------|-----------|-----------|
| 6      | 0-2-3     | 2         | 2         | 2         | 0         |
| 5      |           |           | 4         | 0         | 0         |
| 4      |           |           |           | 4         | 0         |
| 3      |           |           |           | 2         | 2         |
| 2      | 2         |           |           |           |           |
| 1      |           |           |           |           |           |

# CLXIII

23.10.2021



# CLXIII

23.10.2021

**T**  
**A**  
**B**

3-2-0 0-1-3 | 3-3 0-1-1 0 | 1-1-3 0 0-1-3-6

0 2 3 4-3-2

Diagrammatic notation:

5

**T**  
**A**  
**B**

5-3-1-0 | 3-2 2-3-0-2


6-5-3-2-3 3-2 3-3-2 2-3-3 3-3-3 0-2

0 0 0 0

Diagrammatic notation:

# CLXIV

24.10.2021



# CLXIV

24.10.2021

**T**  
**A**  
**B**

7-7-0-8-10 | 8-7-0-2 | 2-2-0-0-3-3-2-3 | 3-2-0-0 | 2-0-2-0-4

7 | | | | 2 | 2 | 2 | 3 | 2 | 3

Diagram of guitar strings with fret numbers and bar lines. The first system contains five measures. The first measure has fret numbers 7-7-0-8-10. The second measure has 8-7-0-2. The third measure has 2-2-0-0-3-3-2-3. The fourth measure has 3-2-0-0. The fifth measure has 2-0-2-0-4. Vertical bar lines are present at the end of each measure. Below the strings, there are vertical tick marks and horizontal bars representing fretted notes.

6

**T**  
**A**  
**B**




2-3-2-0-3-2-3 | 7-0-8-8-7 | 2-0-0-2

2-3-2-0-10-9-6-7 | 7 | | | |

Diagram of guitar strings with fret numbers and bar lines. The second system contains three measures. The first measure has fret numbers 2-3-2-0-3-2-3. The second measure has 7-0-8-8-7. The third measure has 2-0-0-2. Vertical bar lines are present at the end of each measure. Below the strings, there are vertical tick marks and horizontal bars representing fretted notes.

# CLXV

28.10.2021





# CLXV

28.10.2021

**T  
A  
B**

0-7-7-0-5-8-7-8-7 | 7-8-7-5-8-7 | 3-5-3-2 | 0-7-7-0-5-8-7

0

5

**T  
A  
B**

7-8-7-5-8-7 | 3-5-3-2-0 | 7-10-8-7-10-8 | 7-10-8-7-3-5-3-1

0 0

9

**T  
A  
B**

7-10-8-7-10-8 | 10-7-8-7-0-3-5-3-1 | 0

0 0 0

# CLXVI

29.10.2021

8

H12

Musical notation for measures 8-13. The key signature is two sharps (F# and C#). The notation includes a treble clef, a common time signature, and a bass clef. The music features a series of chords and melodic lines. Measure 12 is specifically labeled 'H12'.

7

Harm12

Musical notation for measures 7-13. The key signature is two sharps (F# and C#). The notation includes a treble clef, a common time signature, and a bass clef. The music features a series of chords and melodic lines. Measure 12 is specifically labeled 'Harm12'.

14

Musical notation for measures 14-15. The key signature is two sharps (F# and C#). The notation includes a treble clef, a common time signature, and a bass clef. The music features a series of chords and melodic lines.

# CLXVI

29.10.2021

H12

7-7-7 | 7-7-7 | 7-0-3 | 2-0-0-0-2 | 2-0-2-3-3 | 0-1-0-1-3 | 0-2-3-2-0

0-8 | 8-8 | 8-9 | 5-3 | 3-3 | 1-0-1-0-1-3 | 1-1-1-1-1

0 | 10 | | | | |

Diagram showing fret positions for H12. The first six frets are marked with vertical lines. The seventh fret has a bar across all strings. The eighth fret has a bar across all strings. The ninth fret has a bar across all strings. The tenth fret has a bar across all strings. The eleventh fret has a bar across all strings. The twelfth fret has a bar across all strings.

7

Harm12

3-2-0 | 2-0-2 | 3-0 | 2-0-0 | 3-2 | 2-3 | 1-1-0 | 3-3-2 | 0-2-0

0-0 | 0-1-2 | 0-4 | 3-3 | 2-3 | 3-3 | 0-4 | 4-4 | 4-4

2-2-0-2 | 1-2 | 4-3 | 2-2 | | | | |

Diagram showing fret positions for Harm12. The first six frets are marked with vertical lines. The seventh fret has a bar across all strings. The eighth fret has a bar across all strings. The ninth fret has a bar across all strings. The tenth fret has a bar across all strings. The eleventh fret has a bar across all strings. The twelfth fret has a bar across all strings.


15

2-0-0-2

Diagram showing fret positions for 15. The first six frets are marked with vertical lines. The seventh fret has a bar across all strings. The eighth fret has a bar across all strings. The ninth fret has a bar across all strings. The tenth fret has a bar across all strings. The eleventh fret has a bar across all strings. The twelfth fret has a bar across all strings.

# CLXVII

30.10.2021



# CLXVII

30.10.2021

7-5 5 0-0-2 3-3-5 2 2-2-3 7-6-7 10-10-9  
T 0 7-8-7 2 2 3 0 5 0  
A 0 8 3 1 3 1 0 0  
B 7 2 2 0-2-4 0 0 9  
0

9  
9 0 1-0-0  
T 10-10-9 9 0 3-1 1-0-1-0-1-3 3-3-3-1-1-0  
A 9 10 9-10-7 7-9-10 10 3 2-3  
B 8 0

15  
0 0  
T 1 2 2  
A 3 3 3  
B 2 2 0  
0

# CLXVIII

30.10.2021

Musical notation for the first system, measures 1-4. The music is written on a grand staff with a treble clef and a key signature of one sharp (F#). Measure 1 contains a whole note chord with a circled '8' below it. Measure 2 contains a half note chord with a circled '8' below it. Measure 3 contains a half note chord with a circled '8' below it and a label 'H12' above it. Measure 4 contains a half note chord with a circled '8' below it. The system ends with a double bar line.

Musical notation for the second system, measures 5-8. The music is written on a grand staff with a treble clef and a key signature of one sharp (F#). Measure 5 contains a whole note chord with a circled '8' below it and a '5' above it. Measure 6 contains a half note chord with a circled '8' below it. Measure 7 contains a half note chord with a circled '8' below it and a '3' above it. Measure 8 contains a half note chord with a circled '8' below it and a '3' above it. The system ends with a double bar line.

Musical notation for the third system, measures 9-12. The music is written on a grand staff with a treble clef and a key signature of one sharp (F#). Measure 9 contains a whole note chord with a circled '8' below it and a '10' above it. Measure 10 contains a whole note chord with a circled '8' below it. Measure 11 contains a whole note chord with a circled '8' below it and a label 'H12' above it. Measure 12 contains a whole note chord with a circled '8' below it and a label 'H5' above it. The system ends with a double bar line.

# CLXVIII

30.10.2021

0-7-7-10 H12 3-2-0 2 0-12-12-10 12 7-7-5-3-5 2

T 5 0 10 5 3 2

A 6 9 2 11 6 4 0 3 2

B 0 2-0 3-2 0 0

6

2-0 0-2-3 3-2-0-2-7-7 12-12-10-8-7-8

T 3-3-2 2 0-2-3 0 5

A 1 0 0 2 6

B 2 2 3 2 0 2 0

3 3

11

7 H12 H5 3-2 0

T 0 0 1

A 2

B 2 0

# CLXIX

31.10.2021

Musical staff 1, measures 1-6. The staff begins with a treble clef, a key signature of three sharps (F#, C#, G#), and a common time signature (C). The music features a melody in the upper voice and a bass line in the lower voice. The melody consists of eighth and quarter notes, with a dotted quarter note in measure 4. The bass line consists of eighth and quarter notes, often beamed together in pairs.

Musical staff 2, measures 7-13. Measure 7 is marked with a '7' above the staff. The melody continues with eighth and quarter notes. Measures 8 and 9 feature triplet markings ('3') above the notes. The bass line continues with eighth and quarter notes.

Musical staff 3, measures 14-20. Measure 14 is marked with a '14' above the staff. The melody continues with eighth and quarter notes. Measures 18, 19, and 20 feature triplet markings ('3') above the notes. The bass line continues with eighth and quarter notes.

Musical staff 4, measures 21-27. Measure 21 is marked with a '21' above the staff. The melody continues with eighth and quarter notes. Measures 22, 23, and 24 feature triplet markings ('3') above the notes. The bass line continues with eighth and quarter notes, ending with a double bar line and repeat dots.



# CLXIX

31.10.2021

II V

Measure 1: Treble clef, 5-9, 2-5. Bass clef, 4-7, 2-5. Fingering: 4, 5, 7, 8, 10, 0, 3, 2, 0.

Measure 2: Treble clef, 4-5-7, 7-10. Bass clef, 2. Fingering: 4, 5, 7, 8, 10, 0, 3, 2, 0.

Measure 3: Treble clef, 9-7, 7-9. Bass clef, 0. Fingering: 4, 5, 7, 8, 10, 0, 3, 2, 0.

Measure 4: Treble clef, 9-7, 7-9. Bass clef, 0. Fingering: 4, 5, 7, 8, 10, 0, 3, 2, 0.

Measure 5: Treble clef, 7-0, 3-5. Bass clef, 4. Fingering: 4, 5, 7, 8, 10, 0, 3, 2, 0.

Measure 6: Treble clef, 5-3-2, 3-2-0. Bass clef, 2. Fingering: 4, 5, 7, 8, 10, 0, 3, 2, 0.

Measure 7: Treble clef, 3-2-0. Bass clef, 2. Fingering: 4, 5, 7, 8, 10, 0, 3, 2, 0.

8

Measure 8: Treble clef, 0-0-2, 2-3-3. Bass clef, 0. Fingering: 4, 5, 7, 8, 10, 0, 3, 2, 0.

Measure 9: Treble clef, 4-5, 0-2. Bass clef, 2-4. Fingering: 4, 5, 7, 8, 10, 0, 3, 2, 0.

Measure 10: Treble clef, 9-7, 5-5. Bass clef, 7. Fingering: 4, 5, 7, 8, 10, 0, 3, 2, 0.

Measure 11: Treble clef, 5-4, 2-2. Bass clef, 4. Fingering: 4, 5, 7, 8, 10, 0, 3, 2, 0.

Measure 12: Treble clef, 4-2-0-4, 2-0. Bass clef, 2. Fingering: 4, 5, 7, 8, 10, 0, 3, 2, 0.

Measure 13: Treble clef, 0-4-2-4, 0-2-4. Bass clef, 2. Fingering: 4, 5, 7, 8, 10, 0, 3, 2, 0.

Measure 14: Treble clef, 2-0, 4-4. Bass clef, 4. Fingering: 4, 5, 7, 8, 10, 0, 3, 2, 0.

Measure 15: Treble clef, 2-0, 4-4. Bass clef, 4. Fingering: 4, 5, 7, 8, 10, 0, 3, 2, 0.

16

Measure 16: Treble clef, 0-4, 2-0. Bass clef, 2. Fingering: 4, 5, 7, 8, 10, 0, 3, 2, 0.

Measure 17: Treble clef, 2-5, 0-2. Bass clef, 2. Fingering: 4, 5, 7, 8, 10, 0, 3, 2, 0.

Measure 18: Treble clef, 0-2-4-2-4, 0-2. Bass clef, 4. Fingering: 4, 5, 7, 8, 10, 0, 3, 2, 0.

Measure 19: Treble clef, 4-5, 0-2. Bass clef, 2. Fingering: 4, 5, 7, 8, 10, 0, 3, 2, 0.

Measure 20: Treble clef, 2-0, 0-2-4. Bass clef, 2. Fingering: 4, 5, 7, 8, 10, 0, 3, 2, 0.

Measure 21: Treble clef, 2-0, 2-4. Bass clef, 2. Fingering: 4, 5, 7, 8, 10, 0, 3, 2, 0.

22

Measure 22: Treble clef, 0-2-4-2-4, 0-2. Bass clef, 2. Fingering: 4, 5, 7, 8, 10, 0, 3, 2, 0.

Measure 23: Treble clef, 4-5, 0-2. Bass clef, 2. Fingering: 4, 5, 7, 8, 10, 0, 3, 2, 0.

Measure 24: Treble clef, 2-0-0, 0-2-4. Bass clef, 2. Fingering: 4, 5, 7, 8, 10, 0, 3, 2, 0.

Measure 25: Treble clef, 0-0-2, 0-2-4. Bass clef, 2. Fingering: 4, 5, 7, 8, 10, 0, 3, 2, 0.

# CLXX

04.11.2021

Musical notation for the first staff, measures 1-4. The key signature is two sharps (F# and C#). The time signature is 8/8. The notation includes eighth notes, quarter notes, and triplet markings (3) over groups of notes.

Musical notation for the second staff, measures 5-8. The key signature is two sharps (F# and C#). The time signature is 8/8. The notation includes eighth notes, quarter notes, and triplet markings (3) over groups of notes.

Musical notation for the third staff, measures 9-10. The key signature is two sharps (F# and C#). The time signature is 8/8. The notation includes eighth notes, quarter notes, and triplet markings (3) over groups of notes.

Musical notation for the fourth staff, measures 11-14. The key signature is two sharps (F# and C#). The time signature is 8/8. The notation includes eighth notes, quarter notes, and triplet markings (3) over groups of notes.

# CLXX

04.11.2021

2-2-2-0 | 3-2-0 | 2-0-0 | 2-3-2-0-0

T 0-0 | 3-2-0 | 0-0-3 | 3-3-2-0-2-0-0

A 0-1 | 0-3 | 0-1-3 | 0-5-4

B 2 | 2 | 2 |

3 3 3 3

Detailed description: This block contains the first four measures of a guitar tab. The top staff (T) has notes 0-0, 3-2-0, 0-0-3, and 3-3-2-0-2-0-0. The middle staff (A) has notes 0-1, 0-3, 0-1-3, and 0-5-4. The bottom staff (B) has a constant note of 2. Vertical lines indicate fret positions. Below the staff, there are four groups of three vertical lines, each with a '3' underneath, representing triplets.

5

0-2 | 2-3-3 | 2-2 | 2-3-3-2-0-2-0

T 0-0 | 2-3-3 | 0-3 | 2-3-3-3-2-0-4-0

A 0-0 | 2-3-3 | 0-0 | 2-3-3-3-2-0-4-0

B 2 | 2 | 2 | 2 | 2 |

3 3 3 3 3 3

Detailed description: This block contains measures 5 through 8. The top staff (T) has notes 0-2, 2-3-3, 2-2, and 2-3-3-2-0-2-0. The middle staff (A) has notes 0-0, 2-3-3, 0-3, and 2-3-3-3-2-0-4-0. The bottom staff (B) has notes 2, 2, 2, 2, 2. Vertical lines indicate fret positions. Below the staff, there are six groups of three vertical lines, each with a '3' underneath, representing triplets.

9

0-3-2 | 0-2-3-0-2-0 | 2-2-0 | 2

T 5-5-5 | 0-2-3-3-2-2-0-0 | 0-0-0-0-0 | 0-0-0

A 5-5-5 | 0-2-3-3-2-2-0-0 | 0-0-0-0-0 | 0-0-0





B 3-2 | 2 | 2-0 | 3-2-3-2-0-2 | 2 |

3 2 2 3-2-3-2-0-2

Detailed description: This block contains measures 9 through 12. The top staff (T) has notes 0-3-2, 0-2-3-0-2-0, 2-2-0, and 2. The middle staff (A) has notes 5-5-5, 0-2-3-3-2-2-0-0, 0-0-0-0-0, and 0-0-0. The bottom staff (B) has notes 3-2, 2, 2-0, 3-2-3-2-0-2, and 2. Vertical lines indicate fret positions. Below the staff, there are seven groups of three vertical lines, each with a '3' underneath, representing triplets.

# CLXXI

05.11.2021



# CLXXI

05.11.2021

3-2 3-2 3-2 0-2-0 0 2-0

TAB 0 0 0 0 0 2 3 0 3-2-3 3-2 0

2 2 2 1 0 4 4

1 1 1 2 3

6

2-2-3 0 7 0 0-2-3 0-2-3-2-0 0 2

TAB 3-5-7 0 7 0 0-2-3 0 3-2-3 0 0

0 0-8 7-5 3-1 0-1-3 1 0-0

7 3 2 2-1

3 3 3

10

2 2 0 2-3-2-0 0 2-3-2-0 0 0-2-3

TAB 0 0 0 3 3-2 0 0-2-3 0 3-2-3 3-2-0

0 0 0 4 5 0 3-2-3 5

2 2 2 2 2

17

2 2 5 7 5 3-2-3 0 3-2 0 0 2-2-0 2

TAB 3 7 8-7 7 5 3-2-3 0 3-2 0 0 2-2-0 0

3 8 8-7 8 7 5 4 0 1-3-0 0

0 2 2 2 2

# CLXXII

05.11.2021

Musical staff 1: Treble clef, key signature of two sharps (F# and C#), 8/8 time signature. Measure 1 contains a chord labeled "H7". The staff contains a sequence of notes and rests across 8 measures.

Musical staff 2: Treble clef, key signature of two sharps (F# and C#), 8/8 time signature. Measure 6 is marked at the start. Measure 7 contains a chord labeled "H7". The staff contains a sequence of notes and rests across 8 measures.

Musical staff 3: Treble clef, key signature of two sharps (F# and C#), 8/8 time signature. Measure 11 is marked at the start. The staff contains triplets of notes and rests, ending with a double bar line.

# CLXXII

05.11.2021

H7

A guitar TAB system for an H7 chord. The top staff (treble clef) has a 7th fret barre. The notes are: E5 (7), G5 (10), B5 (8), D6 (7), F#6 (5), A6 (5), C#6 (3), E6 (2), G6 (0). The bottom staff (bass clef) has notes: E4 (0), G3 (2), B2 (10), D3 (9), F#3 (7), A3 (7), C#3 (7), E3 (2), G3 (2). Fingering numbers are placed above the notes.

7

H7

A guitar TAB system for an H7 chord. The top staff (treble clef) has a 7th fret barre. The notes are: E5 (7), G5 (3), B5 (2), D6 (5), F#6 (4), A6 (5), C#6 (0), E6 (3), G6 (2), A6 (2), B6 (0), C#6 (0), E6 (2), G6 (3), A6 (2), B6 (0), C#6 (0), E6 (0). The bottom staff (bass clef) has notes: E4 (0), G3 (4), B2 (2), D3 (2), F#3 (3), A3 (3), C#3 (3), E3 (2), G3 (2). Fingering numbers are placed above the notes. The last three measures have a triplet of notes (E6, G6, A6) with a '3' below each. The system ends with a double bar line.

# Tristans Harpe

for renessanselutt eller gitar solo

2015-2022

**Bok VII**

Simen Kjærdsdalen



**Copyright Simen Kjærdsalen 2023**

**ISMN:** 979-0-9005156-6-5

## Garantert menneskelig kunst

Komposisjonene i *Tristans Harpe* er menneskeskapte. Dataverktøy er ikke brukt under noe stadium av tilblivelsesprosessen.



2016

## **Grunnstemming**

1 E (Diskant)

2 H

3 F#

4 D

5 A

6 E (Bass)

Avvik fra dette vil markeres.

# Tristans Harpe

Bok VII

I-XXX

Isoldes lyre

I sitt kammer sitter Isolde og synger en tungsindig kjærlighetsvise. Hun synger sakte, hennes stemme smelter sammen med harpens lyd. Fagre er hennes hender, god er visen, tonen klinger dempet, og mild er hennes røst.

# I

19.06.2020

3=G

Harm 12

# I

19.06.2020

3=G

T  
A  
B

8

Harm 12 .....

T  
A  
B



# II

15.06.2020

3=G  $\frac{8}{8}$

9

18

27

37

46

# II

15.06.2020

1 3 1-0 0 0-1 0-1-3 0

T 1 3 1 3 3-1-0 3-1-0 1-3 3 0-1-3 0 1

A 2 2 0 3 2 0 3 2 0 2 3

B 3 2 0 3 2 0 2 3

3=G



9

3-1-0 1-0-1-3 0 0-1-3 0-1 1-0 0 1

T 3-1-0 1-0-1-3 0 0-1-3 0-1 1-0 0 1

A 2 0 3 2 0 3 1 3

B 3 2 0 3 2 3 2



17

1-0-1-3 0 3-1-0 0 1 0 3-1 1-0-1-3 1 0

T 1-0-1-3 0 3-1-0 0 1 0 3-1 1-0-1-3 1 0

A 0 0 1 2 0 3 0 3 0

B 0 0 3 2 3 3 3



25

0 0 I 1 3 1-0 0 0 3 0-1

T 3-0-1 0 1 1 3 1 1-0 3 0 1 3-1-3 0 1 3 0-1

A 2 2 2 0 3 2 0 0 2

B 3 3 1 0 3 2 0 2



34

0-1-3 3-1-0 1-0 0 0 1 1-0-1-3 0

T 0-1-3 3-1-0 1-0 0 0 1 1-0-1-3 0

A 3 0 3 2 0 0 3-1-0

B 3 0 3 2 0 3



42

0-1-3 0 0 0 0 3-1-0-1 3-1-0-1 1-0-1-3 0

T 3-1-3 3-1-0 1 3-1-0-1 3-1-0-1 1-0-1-3 0

A 2 0 3 0 0 3 0

B 2 0 3 0 0 3 0



**2**

50

**T** 1—0—1—3— | 0—3—1—0— | 0—1—  
**A** | | | | | 0—1—  
**B** 3— | | | | | 2—3—

Four thick horizontal bars are positioned below the first four frets of the strings. A vertical bar is positioned below the fifth fret of the strings.

# III

13.06.2020

3=G 8

The first system of music consists of seven measures. It begins with a treble clef, a key signature of three sharps (F#, C#, G#), and a common time signature (C). The melody starts on G4, moves to A4, B4, and then descends through A4, G4, F#4, E4, D4, C4, and B3. The bass line starts on G3, moves to F#3, E3, D3, C3, and B2. There are various accidentals throughout, including a natural sign over the G4 in the second measure and a flat sign under the G4 in the third measure.

8

The second system of music consists of eight measures. The melody continues from the previous system, starting on B3, moving to C4, D4, E4, F#4, G4, A4, B4, and then descending through A4, G4, F#4, E4, D4, C4, and B3. The bass line starts on B2, moves to C3, D3, E3, F#3, G3, A3, and then descends through G3, F#3, E3, D3, C3, and B2. There are various accidentals throughout, including a natural sign over the B3 in the eighth measure and a flat sign under the B3 in the fifteenth measure.

16

The third system of music consists of five measures. The melody starts on B3, moves to C4, D4, E4, F#4, G4, A4, and then descends through G4, F#4, E4, D4, C4, and B3. The bass line starts on B2, moves to C3, D3, E3, F#3, G3, A3, and then descends through G3, F#3, E3, D3, C3, and B2. There are various accidentals throughout, including a natural sign over the B3 in the sixteenth measure and a flat sign under the B3 in the seventeenth measure. The system ends with a double bar line.

# III

13.06.2020

3=G

3-2-0 | 2 | 0 | 4-3-2 | 2-3 | 0 | 2-0 | 3-2-0 | 0-2-3 | 0 | 3-2-0

2 | 0 | 4 | 3 | 4 | 3 | 2 | 3 | 4 | 2 | 0

0 | | | 4 | | | | | 3 | | | | | 2 |

Detailed description: This block shows the first system of guitar tablature. It consists of three staves. The top staff contains the notes for the first string, the middle for the second, and the bottom for the third. The notes are: 3-2-0 | 2 | 0 | 4-3-2 | 2-3 | 0 | 2-0 | 3-2-0 | 0-2-3 | 0 | 3-2-0. The second staff contains notes: 2 | 0 | 4 | 3 | 4 | 3 | 2 | 3 | 4 | 2 | 0. The third staff contains notes: 0 | | | 4 | | | | | 3 | | | | | 2 |. Below the staves are fret diagrams for the first three strings, showing the fingerings for each note.

9

0 | 0-2 | 0-3 | 5-7 | 8-7-0 | 7-3-2 | 0-2 | 2-0 | 3-2 | 3 | 4 | 0-2-3

0 | 0 | 5 | 4-5 | 7 | 0 | 4 | 2 | 4 | 0 | 3 | 4

4 | 5 | 4-5 | 7 | 0 | 4 | 2 | 4 | 0 | 3 | 4

Detailed description: This block shows the second system of guitar tablature. It consists of three staves. The top staff contains the notes for the first string: 0 | 0-2 | 0-3 | 5-7 | 8-7-0 | 7-3-2 | 0-2 | 2-0 | 3-2 | 3 | 4 | 0-2-3. The middle staff contains notes: 0 | 0 | 5 | 4-5 | 7 | 0 | 4 | 2 | 4 | 0 | 3 | 4. The bottom staff contains notes: 4 | 5 | 4-5 | 7 | 0 | 4 | 2 | 4 | 0 | 3 | 4. Below the staves are fret diagrams for the first three strings, showing the fingerings for each note.

17

2 | 7 | 6 | 7 | 3 | 2 | 3 | 0 | 0

0 | | | | | 3 | 2 | 3 | 0 | 3

2 | | | | | | | | | 2

Detailed description: This block shows the third system of guitar tablature. It consists of three staves. The top staff contains the notes for the first string: 2 | 7 | 6 | 7 | 3 | 2 | 3 | 0 | 0. The middle staff contains notes: 0 | | | | | 3 | 2 | 3 | 0 | 3. The bottom staff contains notes: 2 | | | | | | | | | 2. Below the staves are fret diagrams for the first three strings, showing the fingerings for each note.

# IV

18.06.2020

3=G 8

8

16

23

30

36

# IV

18.06.2020

**TAB**

3=G

8

**TAB**

17

**TAB**

25

**TAB**

32

**TAB**

.

# V

22.06.2020

3=G 8

Musical notation for the first system, measures 1-6. It features a treble clef, a key signature of one sharp (F#), and a common time signature. The melody consists of quarter notes and eighth notes. The bass line consists of whole notes. A double bar line is present after the sixth measure.

7

Musical notation for the second system, measures 7-13. It continues the melody and bass line from the first system. The melody includes eighth notes and quarter notes. The bass line includes quarter notes and eighth notes. A double bar line is present after the thirteenth measure.

14

Musical notation for the third system, measures 14-18. It continues the melody and bass line. The melody includes quarter notes and eighth notes. The bass line includes quarter notes and eighth notes. The system ends with a double bar line.



# V

22.06.2020

3=G

Measure 1: Bass line (3, 2, 0, 2), Treble line (0).  
Measure 2: Bass line (3, 2, 0, 3), Treble line (2).  
Measure 3: Bass line (3, 2, 3, 2), Treble line (3).  
Measure 4: Bass line (2, 3, 0, 3), Treble line (2).  
Measure 5: Bass line (3, 0), Treble line (0, 3).  
Measure 6: Bass line (2), Treble line (3, 1, 0).

7

Measure 7: Bass line (2, 0, 2, 3), Treble line (0).  
Measure 8: Bass line (3, 2, 0, 2), Treble line (2).  
Measure 9: Bass line (3, 5, 3), Treble line (3).  
Measure 10: Bass line (2, 0, 3, 2), Treble line (2).  
Measure 11: Bass line (0, 0, 2), Treble line (0, 2).  
Measure 12: Bass line (2, 0, 2, 0, 2, 3), Treble line (0).  
Measure 13: Bass line (0, 2, 3, 2), Treble line (3).

14

Measure 14: Bass line (2, 0, 4, 0), Treble line (0).  
Measure 15: Bass line (0, 4, 0, 4), Treble line (0).  
Measure 16: Bass line (0, 4, 0, 4), Treble line (0).  
Measure 17: Bass line (0, 4, 0, 4), Treble line (0).  
Measure 18: Bass line (0, 4, 0, 4), Treble line (0).  
Measure 19: Bass line (2), Treble line (0).  
Measure 20: Bass line (2), Treble line (0).  
Measure 21: Bass line (3), Treble line (0).  
Measure 22: Bass line (0), Treble line (0).

# VI

19.06.2020

3=G

Musical notation for measures 1-7. The piece is in G major (one sharp) and 3/8 time. The notation consists of a treble clef staff with a key signature of one sharp and a 3/8 time signature. The melody is written in eighth notes, and the bass line is written in quarter notes. The first measure is marked with '3=G' and an '8' below the staff.

8

Musical notation for measures 8-12. The notation continues from the previous system, maintaining the G major key signature and 3/8 time signature. The melody and bass line are clearly defined.

13

Musical notation for measures 13-18. The notation continues from the previous system, maintaining the G major key signature and 3/8 time signature. The melody and bass line are clearly defined.

19

Musical notation for measures 19-22. The notation continues from the previous system, maintaining the G major key signature and 3/8 time signature. The piece concludes with a final cadence in the fourth measure of this system.

# VI

19.06.2020

3=G

T  
A  
B

9

T  
A  
B

14

T  
A  
B

21

T  
A  
B

# VII

Solsnu

20.06.2020

3=G  $\frac{3}{8}$

Musical notation for measures 1-8. The piece is in 3/8 time and G major. The melody consists of eighth notes and quarter notes, often beamed in pairs. The bass line features a steady eighth-note accompaniment.

9

Musical notation for measures 9-16. The melody continues with eighth and quarter notes. The bass line maintains the eighth-note accompaniment.

17

Musical notation for measures 17-25. The melody continues with eighth and quarter notes. The bass line maintains the eighth-note accompaniment.

26

Musical notation for measures 26-32. The melody continues with eighth and quarter notes. The bass line maintains the eighth-note accompaniment. The piece concludes with a double bar line.

# VII

## Solsnu

20.06.2020

3=G

Measure 1: T: 0-3, 1-0, 3; A: 1, 0; B: 3, 0

Measure 2: T: 0, 1-0-1-3, 3; A: 0, 0; B: 2, 3

Measure 3: T: 0-1-3, 0, 1-0, 0, 0-0-1; A: 1, 0, 3, 1-3; B: 0, 0

Measure 4: T: 0, 1-0, 0, 0-0-1; A: 1, 0, 3, 1-3; B: 0, 0

Measure 5: T: 0, 1-0, 0, 0-0-1; A: 1, 0, 3, 1-3; B: 0, 0

Measure 6: T: 0, 1-0, 0, 0-0-1; A: 1, 0, 3, 1-3; B: 0, 0

Measure 7: T: 0, 1-0, 0, 0-0-1; A: 1, 0, 3, 1-3; B: 0, 0

8

Measure 8: T: 3-1-0, 1-0-1-3, 0, 0-1, 1-0, 0; A: 0, 0, 1, 1-3, 3, 3-1, 0, 3-1-3; B: 2, 3-2, 0, 3, 0

Measure 9: T: 1-0, 0, 0-1, 1-0, 0; A: 1, 1-3, 3, 3-1, 0, 3-1-3; B: 2, 3-2, 0, 3, 0

Measure 10: T: 0-1, 1-0, 0; A: 1-3, 3, 3-1, 0, 3-1-3; B: 2, 3-2, 0, 3, 0

Measure 11: T: 1-0, 0; A: 3, 3-1, 0, 3-1-3; B: 2, 3-2, 0, 3, 0

Measure 12: T: 0, 0; A: 3-1-3, 1-0-1-3; B: 3, 0

Measure 13: T: 0, 0; A: 1-0-1-3, 1-0-1-3; B: 0, 1

Measure 14: T: 0, 0; A: 1-0-1-3, 1-0-1-3; B: 0, 1

Measure 15: T: 0, 0; A: 1-0-1-3, 1-0-1-3; B: 0, 1

16

Measure 16: T: 0, 3-1, 0, 1-0-1-3, 1-0, 0, 1, 0, 1, 0-3-1, 3-1-0-1; A: 3-1, 1, 3, 1-3-1, 3, 1, 3, 1, 1, 0, 0; B: 3, 3, 0, 0, 2, 3, 0, 2, 0, 0

Measure 17: T: 0, 1-0-1-3, 1-0, 0, 1, 0, 1, 0-3-1, 3-1-0-1; A: 1, 3, 1-3-1, 3, 1, 3, 1, 1, 0, 0; B: 3, 3, 0, 0, 2, 3, 0, 2, 0, 0

Measure 18: T: 1-0, 0, 1, 0, 1, 0-3-1, 3-1-0-1; A: 3, 1-3-1, 3, 1, 3, 1, 1, 0, 0; B: 3, 3, 0, 0, 2, 3, 0, 2, 0, 0

Measure 19: T: 0, 1, 0, 1, 0-3-1, 3-1-0-1; A: 1, 3, 1-3-1, 3, 1, 3, 1, 1, 0, 0; B: 3, 3, 0, 0, 2, 3, 0, 2, 0, 0

Measure 20: T: 1, 0, 1, 0-3-1, 3-1-0-1; A: 3, 1-3-1, 3, 1, 3, 1, 1, 0, 0; B: 3, 3, 0, 0, 2, 3, 0, 2, 0, 0

Measure 21: T: 0, 1, 0, 1, 0-3-1, 3-1-0-1; A: 1, 3, 1-3-1, 3, 1, 3, 1, 1, 0, 0; B: 3, 3, 0, 0, 2, 3, 0, 2, 0, 0

Measure 22: T: 1, 0, 1, 0-3-1, 3-1-0-1; A: 3, 1-3-1, 3, 1, 3, 1, 1, 0, 0; B: 3, 3, 0, 0, 2, 3, 0, 2, 0, 0

Measure 23: T: 0, 1, 0, 1, 0-3-1, 3-1-0-1; A: 1, 3, 1-3-1, 3, 1, 3, 1, 1, 0, 0; B: 3, 3, 0, 0, 2, 3, 0, 2, 0, 0

Measure 24: T: 1, 0, 1, 0-3-1, 3-1-0-1; A: 3, 1-3-1, 3, 1, 3, 1, 1, 0, 0; B: 3, 3, 0, 0, 2, 3, 0, 2, 0, 0

25

Measure 25: T: 1-3-1, 0, 1, 1-0, 0, 0, 3-1, 1-0-1-3, 1-3, 0, 3-1-0, 0; A: 0, 1-0, 1, 3, 3, 0, 3-1, 1-0-1-3, 1-3, 0, 3-1-0, 1; B: 3, 3-2, 0, 2, 2, 0, 2, 3, 2, 3, 0, 2, 3

Measure 26: T: 0, 1, 1-0, 1, 1-0, 0, 0, 3-1, 1-0-1-3, 1-3, 0, 3-1-0, 0; A: 0, 1-0, 1, 3, 3, 0, 3-1, 1-0-1-3, 1-3, 0, 3-1-0, 1; B: 3, 3-2, 0, 2, 2, 0, 2, 3, 2, 3, 0, 2, 3

Measure 27: T: 1, 1-0, 0, 0, 3-1, 1-0-1-3, 1-3, 0, 3-1-0, 0; A: 1, 3, 3, 0, 3-1, 1-0-1-3, 1-3, 0, 3-1-0, 1; B: 3, 3-2, 0, 2, 2, 0, 2, 3, 2, 3, 0, 2, 3

Measure 28: T: 1, 1-0, 0, 0, 3-1, 1-0-1-3, 1-3, 0, 3-1-0, 0; A: 1, 3, 3, 0, 3-1, 1-0-1-3, 1-3, 0, 3-1-0, 1; B: 3, 3-2, 0, 2, 2, 0, 2, 3, 2, 3, 0, 2, 3

Measure 29: T: 1, 1-0, 0, 0, 3-1, 1-0-1-3, 1-3, 0, 3-1-0, 0; A: 1, 3, 3, 0, 3-1, 1-0-1-3, 1-3, 0, 3-1-0, 1; B: 3, 3-2, 0, 2, 2, 0, 2, 3, 2, 3, 0, 2, 3

Measure 30: T: 1, 1-0, 0, 0, 3-1, 1-0-1-3, 1-3, 0, 3-1-0, 0; A: 1, 3, 3, 0, 3-1, 1-0-1-3, 1-3, 0, 3-1-0, 1; B: 3, 3-2, 0, 2, 2, 0, 2, 3, 2, 3, 0, 2, 3

Measure 31: T: 1, 1-0, 0, 0, 3-1, 1-0-1-3, 1-3, 0, 3-1-0, 0; A: 1, 3, 3, 0, 3-1, 1-0-1-3, 1-3, 0, 3-1-0, 1; B: 3, 3-2, 0, 2, 2, 0, 2, 3, 2, 3, 0, 2, 3

Measure 32: T: 1, 1-0, 0, 0, 3-1, 1-0-1-3, 1-3, 0, 3-1-0, 0; A: 1, 3, 3, 0, 3-1, 1-0-1-3, 1-3, 0, 3-1-0, 1; B: 3, 3-2, 0, 2, 2, 0, 2, 3, 2, 3, 0, 2, 3

# VIII

21.06.2020

3=G 8

The first system of musical notation for 'VIII' consists of a single staff in treble clef with a key signature of three sharps (F#, C#, G#). The notation begins with a treble clef, a key signature of three sharps, and a common time signature 'C'. A '3=G' marking is placed above the staff, and an '8' is placed below the first measure. The music features a series of chords and melodic lines, including a prominent eighth-note pattern in the right hand and a bass line in the left hand. The piece concludes with a double bar line.

7

The second system of musical notation for 'VIII' continues from the first system. It begins with a '7' marking above the staff and an '8' below the first measure. The notation continues with chords and melodic lines, ending with a double bar line.

# VIII

21.06.2020

3=G

**T**  
**A**  
**B**

7

**T**  
**A**  
**B**

# IX

21.06.2020

Musical notation for the first system, measures 1-8. The notation is in treble clef with a 3/8 time signature. The key signature is one flat (B-flat), indicated by the label "3=G 8" at the beginning. The melody consists of eighth and sixteenth notes, with a bass line of chords. The system ends with a double bar line.

Musical notation for the second system, measures 9-15. The notation is in treble clef with a 3/8 time signature. The key signature is one flat (B-flat). The melody continues with eighth and sixteenth notes. A double bar line is present in measure 14. The system ends with a double bar line and the label "Harm12" above the final measure.

Musical notation for the third system, measures 16-18. The notation is in treble clef with a 3/8 time signature. The key signature is one flat (B-flat). The system shows three measures of chords, with the label "Harm5" above the first measure. The system ends with a double bar line.





# X

22.06.2020

3=G  
6=D

8

# X

22.06.2020

**T**  
**A**  
**B**

3=G  
6=D

9

**T**  
**A**  
**B**

0-0-0 1-0 0-1-0-1-3 5-3 0  
6-3 3-3-2 3-2-3 3-6 6  
0 2 0 3 7 0

# XI

23.06.2020

3=G <sub>8</sub>

Musical notation for measures 1-8. The piece is in G major (one sharp) and 3/8 time. The notation features a treble clef and a bass clef. The melody in the treble clef consists of eighth and sixteenth notes, while the bass clef provides a steady accompaniment of eighth notes. Measure 1 starts with a G3 octave sign. The piece concludes with a double bar line.

9

Musical notation for measures 9-15. The notation continues from the previous system, maintaining the G major key and 3/8 time signature. It features a treble clef and a bass clef. The melody in the treble clef continues with eighth and sixteenth notes, and the bass clef provides accompaniment. The piece concludes with a double bar line.

16

Musical notation for measures 16-19. The notation continues from the previous system, maintaining the G major key and 3/8 time signature. It features a treble clef and a bass clef. The melody in the treble clef continues with eighth and sixteenth notes, and the bass clef provides accompaniment. The piece concludes with a double bar line.

20

Musical notation for measures 20-23. The notation continues from the previous system, maintaining the G major key and 3/8 time signature. It features a treble clef and a bass clef. The melody in the treble clef continues with eighth and sixteenth notes, and the bass clef provides accompaniment. The piece concludes with a double bar line.

# XI

23.06.2020

3=G

Measures 1-9 of guitar TAB. Measure 1: 2-3, 3, 2. Measure 2: 3, 0, 0. Measure 3: 7, 5, 5. Measure 4: 5-3-2, 4. Measure 5: 3, 2-0, 2. Measure 6: 2-0, 3, 3. Measure 7: 0, 2-2, 2. Measure 8: 0-2-3-2-3, 2. Measure 9: 2-0, 3, 0.

10

Measures 10-16 of guitar TAB. Measure 10: 0-3, 3. Measure 11: 2-0, 3, 3. Measure 12: 0, 2-3-2, 2. Measure 13: 0, 0-2-3, 3. Measure 14: 2-0, 2, 2. Measure 15: 0-2-3-2-3, 3. Measure 16: 2-0, 3, 0.

17

Measures 17-20 of guitar TAB. Measure 17: 0-2-3-2-3, 4. Measure 18: 0, 2-0, 3, 3-2-3, 3. Measure 19: 0-2-0, 3, 3-2-0, 0, 0, 0-2-3, 0. Measure 20: 0, 3-2-3-2-0-2-0, 3.

21

Measure 21 of guitar TAB. Measure 21: 3, 2, 0, 2, 3, 2, 0.

# XII

25.06.2020

3=G

Musical notation for the first system, measures 1-6. The notation is on a single staff with a treble clef and a key signature of one flat (B-flat). The time signature is 3/8. The music consists of a sequence of chords and melodic lines. Measure 1 starts with a B-flat chord. Measure 2 has a B-flat chord and a melodic line. Measure 3 has a B-flat chord and a melodic line. Measure 4 has a B-flat chord and a melodic line. Measure 5 has a B-flat chord and a melodic line. Measure 6 has a B-flat chord and a melodic line.

7

Musical notation for the second system, measures 7-10. The notation is on a single staff with a treble clef and a key signature of one flat (B-flat). The time signature is 3/8. The music continues from the first system. Measure 7 has a B-flat chord and a melodic line. Measure 8 has a B-flat chord and a melodic line. Measure 9 has a B-flat chord and a melodic line. Measure 10 has a B-flat chord and a melodic line.

11

Musical notation for the third system, measures 11-14. The notation is on a single staff with a treble clef and a key signature of one flat (B-flat). The time signature is 3/8. The music continues from the second system. Measure 11 has a B-flat chord and a melodic line. Measure 12 has a B-flat chord and a melodic line. Measure 13 has a B-flat chord and a melodic line. Measure 14 has a B-flat chord and a melodic line, ending with a double bar line.

# XII

25.06.2020

2-0 0 0-2-3-2-0 2-2 5 0 5-3  
3 3-2 2-3 3 3 3 6-8-7 8-7-8 8-7-7-5  
3 3 6  
0 0 0 7 0  
4 0

3=G

8

2 0 7-7-5-3 2 0-2-0 0-0-2-4 4  
3 2 5 3 3-2-3 3-2 2 1 0 0  
3 2-1-2-1 5 3 2 3-2-1 2  
0 0 0 0 0 2 0 0

# XIII

29.06.2020

3=G <sup>8</sup>

The first system of music consists of a single staff in treble clef with a key signature of one sharp (F#). The time signature is 3/8. The notation includes a treble line with eighth and sixteenth notes, and a bass line with eighth notes. A sharp sign is placed above the second measure of the treble line.

4

The second system of music continues the piece on a single staff in treble clef. It features a treble line with eighth and sixteenth notes and a bass line with eighth notes. A sharp sign is placed above the second measure of the treble line.

8

The third system of music concludes the piece on a single staff in treble clef. It features a treble line with eighth and sixteenth notes and a bass line with eighth notes. A sharp sign is placed above the second measure of the treble line. The system ends with a double bar line and repeat dots.



# XIII

29.06.2020

3=G

Measure 1: T: 0-1-0-0-3-0; A: 2-1; B: 3-2. Measure 2: T: 1-0-0-3-1-3; A: 2; B: 0. Measure 3: T: 1-0-1-3-0-1-1-0-0; A: 3; B: 1-0.

3=G

Diagram showing fingerings for measures 1-3. Measure 1: 3 fingers on strings 1-3, 2 fingers on strings 2-1. Measure 2: 2 fingers on strings 2-1, 3 fingers on strings 3-1-3. Measure 3: 3 fingers on strings 1-3, 1 finger on string 1, 0 on string 2.

4

Measure 4: T: 0-1-1-0-1-3-0-3-3-0; A: 1; B: 3-0-2. Measure 5: T: 1-3-0-3-1-0-1-3; A: 2-0; B: 0. Measure 6: T: 0-1-0-0-3-1-0-1-0; A: 3-2; B: 3-2.

Diagram showing fingerings for measures 4-6. Measure 4: 1 finger on string 1, 3 fingers on strings 1-3, 0 on string 2, 3 fingers on strings 3-1-3, 0 on string 2. Measure 5: 2 fingers on strings 2-1, 0 on string 2, 3 fingers on strings 3-1-3, 2 fingers on strings 3-1-0-1-0. Measure 6: 3 fingers on strings 1-3, 2 fingers on strings 3-1-0-1-0.

7

Measure 7: T: 0-1-1-0-1-0; A: 2; B: 0. Measure 8: T: 1-0-1-3-0-1-1-0; A: 2-1-2; B: 1-0. Measure 9: T: 0-1-0-1-3; A: 2-0; B: 0. Measure 10: T: 1-0-1-3-1-0-2-1; A: 3-2; B: 3-2.

*tr*

Diagram showing fingerings for measures 7-10. Measure 7: 2 fingers on strings 2-1, 0 on string 2, 3 fingers on string 3. Measure 8: 1 finger on string 1, 0 on string 2, 2 fingers on strings 2-1-2, 1 finger on string 1, 0 on string 2. Measure 9: 0 on string 2, 1 finger on string 1, 0 on string 2, 2 fingers on strings 2-0, 0 on string 2. Measure 10: 3 fingers on strings 1-3, 2 fingers on strings 3-1-0-1-0, 2 fingers on strings 2-1.

11

Measure 11: T: 0; A: 1; B: 2. Measure 12: T: 2; A: 2; B: 0.

|•

# XIV

08.07.2020

3=G 8

The first system of music consists of eight measures. It begins with a treble clef, a key signature of one sharp (F#), and a common time signature. The first measure contains a whole note chord with notes G4, B4, and D5. The second measure contains a whole note chord with notes A4, C5, and E5. The third measure contains a whole note chord with notes B4, D5, and F#5. The fourth measure contains a whole note chord with notes C5, E5, and G5. The fifth measure contains a whole note chord with notes D5, F#5, and A5. The sixth measure contains a whole note chord with notes E5, G5, and B5. The seventh measure contains a whole note chord with notes F#5, A5, and C6. The eighth measure contains a whole note chord with notes G5, B5, and D6. The notes are written as eighth notes in a sequence, with a stem and a flag for each note.

9

The second system of music consists of eight measures. It begins with a treble clef, a key signature of one sharp (F#), and a common time signature. The first measure contains a whole note chord with notes G4, B4, and D5. The second measure contains a whole note chord with notes A4, C5, and E5. The third measure contains a whole note chord with notes B4, D5, and F#5. The fourth measure contains a whole note chord with notes C5, E5, and G5. The fifth measure contains a whole note chord with notes D5, F#5, and A5. The sixth measure contains a whole note chord with notes E5, G5, and B5. The seventh measure contains a whole note chord with notes F#5, A5, and C6. The eighth measure contains a whole note chord with notes G5, B5, and D6. The notes are written as eighth notes in a sequence, with a stem and a flag for each note.

# XIV

08.07.2020

3=G

3=G

0 0 0 0 0 0 0  
1 3 3 1 1 0 1 3 3 1 3 3 1 3 3 1 3 1 0 1 3  
0 0 1 2  
3 2 3 2 0

Detailed description: This block contains the first seven measures of a guitar piece. The notation is in standard guitar TAB format with six staves. The first staff is the treble clef line, the second is the G-clef line, the third is the D-clef line, and the fourth is the bass clef line. The fifth and sixth staves are empty. The notes are indicated by numbers 0-3. The first measure has notes 0, 1, 0, 0 on the first four staves. The second measure has notes 0, 3, 3, 1. The third measure has notes 0, 1, 0, 1, 3. The fourth measure has notes 3, 1, 0, 3. The fifth measure has notes 0, 1, 3. The sixth measure has notes 0, 3, 1, 3. The seventh measure has notes 0, 1, 0, 1, 3. Below the staves, there are vertical bar lines and horizontal lines representing fretted notes on the strings.

8

8

0 0 0 1 0 1 0 1 3 0 0 0 0 0 1 3 0 1 0 0 0 0  
0 0 2 0 0 1 0 1 0 1 3 3 3 1 3 1 3 1 3 0 1 3 1 3 1 3 1  
0 2 0 3 2 0 3 3 1 3 1 3 0 1 3 1 0 0 0  
3 3 2 0 3

Detailed description: This block contains measures 8 through 12. The notation is in standard guitar TAB format with six staves. The first staff is the treble clef line, the second is the G-clef line, the third is the D-clef line, and the fourth is the bass clef line. The fifth and sixth staves are empty. The notes are indicated by numbers 0-3. The eighth measure has notes 0, 0, 0, 1, 0, 1, 0, 1, 3. The ninth measure has notes 0, 0, 0, 0, 0, 1, 3. The tenth measure has notes 3, 3, 1, 3. The eleventh measure has notes 0, 1, 3, 0, 1, 3. The twelfth measure has notes 0, 0, 0, 0, 1, 3. The thirteenth measure has notes 1, 0, 0, 0. The fourteenth measure has notes 0, 2, 0, 3. The fifteenth measure has notes 3, 2, 0, 3. The sixteenth measure has notes 3, 3, 1, 3. The seventeenth measure has notes 1, 3, 0, 1, 3. The eighteenth measure has notes 1, 3, 0, 1, 3. The nineteenth measure has notes 1, 0, 0, 0. The twentieth measure has notes 1, 0, 0, 0. The twenty-first measure has notes 0, 0, 0, 0. The twenty-second measure has notes 1, 0, 0, 0. The twenty-third measure has notes 0, 0, 0, 0. The twenty-fourth measure has notes 0, 0, 0, 0. The twenty-fifth measure has notes 0, 0, 0, 0. The twenty-sixth measure has notes 0, 0, 0, 0. The twenty-seventh measure has notes 0, 0, 0, 0. The twenty-eighth measure has notes 0, 0, 0, 0. The twenty-ninth measure has notes 0, 0, 0, 0. The thirtieth measure has notes 0, 0, 0, 0. Below the staves, there are vertical bar lines and horizontal lines representing fretted notes on the strings.

13 I

13 I

1 0 0  
1 3 1  
2 0 0  
3 2 2  
3 3 3  
1

Detailed description: This block contains measure 13. The notation is in standard guitar TAB format with six staves. The first staff is the treble clef line, the second is the G-clef line, the third is the D-clef line, and the fourth is the bass clef line. The fifth and sixth staves are empty. The notes are indicated by numbers 0-3. The first measure has notes 1, 0, 0. The second measure has notes 1, 3, 1. The third measure has notes 2, 0, 0. The fourth measure has notes 3, 2, 2. The fifth measure has notes 3, 3, 3. The sixth measure has notes 1, 0, 0. Below the staves, there are vertical bar lines and horizontal lines representing fretted notes on the strings.

# XV

17.07.2020

The first system of musical notation consists of a single staff in treble clef with a key signature of one sharp (F#). The time signature is 3/8, indicated by the '3=G' and '8' below the staff. The music begins with a G4 quarter note, followed by a pair of eighth notes (A4 and B4), and then a pair of eighth notes (C5 and B4). The melody continues with a quarter note (A4), a pair of eighth notes (G4 and F#4), and a pair of eighth notes (E4 and D4). This is followed by a quarter note (C4), a pair of eighth notes (B3 and A3), and a pair of eighth notes (G3 and F#3). The system concludes with a quarter note (E3), a pair of eighth notes (D3 and C3), and a pair of eighth notes (B2 and A2). The bass line consists of a G2 half note, a G2 quarter note, and a G2 quarter note.

The second system of musical notation continues the piece on a single staff in treble clef with a key signature of one sharp (F#). The time signature is 3/8, indicated by the '8' below the staff. The system begins with a G4 quarter note, followed by a pair of eighth notes (A4 and B4), and a pair of eighth notes (C5 and B4). The melody continues with a quarter note (A4), a pair of eighth notes (G4 and F#4), and a pair of eighth notes (E4 and D4). This is followed by a quarter note (C4), a pair of eighth notes (B3 and A3), and a pair of eighth notes (G3 and F#3). The system concludes with a quarter note (E3), a pair of eighth notes (D3 and C3), and a pair of eighth notes (B2 and A2). The bass line consists of a G2 half note, a G2 quarter note, and a G2 quarter note.

# XV

17.07.2020

**T  
A  
B**

3=G

8

**T  
A  
B**

0

# XVI

21.07.2020

3=G  
8

Musical notation for measures 1-7. The piece is in G major (one sharp) and 3/8 time. The notation features a treble clef and a key signature of one sharp (F#). The melody consists of eighth and sixteenth notes, often beamed together. The bass line is primarily composed of quarter notes and eighth notes. Measure 1 includes a '3=G' annotation and an '8' below the staff. Measure 4 contains a double bar line.

8

Musical notation for measures 8-12. The notation continues with eighth and sixteenth notes. Measure 8 has an '8' above the staff. Measure 9 features a triplet of eighth notes marked with a '3' above the staff. Measures 10 and 11 also contain triplet markings with '3' below the staff. Measure 12 ends with a double bar line.

13

Musical notation for measures 13-14. Measure 13 begins with a treble clef, a key signature of one sharp (F#), and a time signature of 3/8. The notation includes a treble clef and a key signature of one sharp (F#). Measure 13 starts with a double bar line. Measure 14 ends with a double bar line.

# XVI

21.07.2020

**T**  
**A**  
**B**

3=G

1-3-1-0 | 0 | 1-3-1-0 | 0 | 1-0-1-3 | 0 | 3-2-3 | 3-2-3 | 0 | 0 | 3-2 |

0 | 6 | 3 | 6-3-2 | 3 | 0 | 2 | | | 1 | 4 |

5 | 5 | | | | | | |

Diagram showing fret positions for measures 1-8. Measure 1: 1-3-1-0 (TAB), 0 (TAB), 5 (TAB). Measure 2: 1-3-1-0 (TAB), 6 (TAB), 5 (TAB). Measure 3: 1-0-1-3 (TAB), 3 (TAB), 5 (TAB). Measure 4: 3-2-3 (TAB), 0 (TAB). Measure 5: 3-2-3 (TAB), 2 (TAB). Measure 6: 0 (TAB), 1 (TAB). Measure 7: 0 (TAB), 4 (TAB). Measure 8: 3-2 (TAB), 4 (TAB).

9

**T**  
**A**  
**B**

1-0-1-0 | 1-3-1-0 | 0 | 0 | 1-0-0 |

3-2-3 | 3-2 | 3 | 6-3-2 | 3-2-3 | 3 | 3-2-3 | 0 |

0 | 0 | 5 | | | 0 |

3 3 3 | | | | | | |

Diagram showing fret positions for measures 9-12. Measure 9: 1-0-1-0 (TAB), 3-2-3 (TAB), 0 (TAB). Measure 10: 1-3-1-0 (TAB), 3 (TAB), 0 (TAB). Measure 11: 0 (TAB), 6-3-2 (TAB), 3-2-3 (TAB), 3 (TAB). Measure 12: 1-0-0 (TAB), 3-2-3 (TAB), 0 (TAB).

# XVII

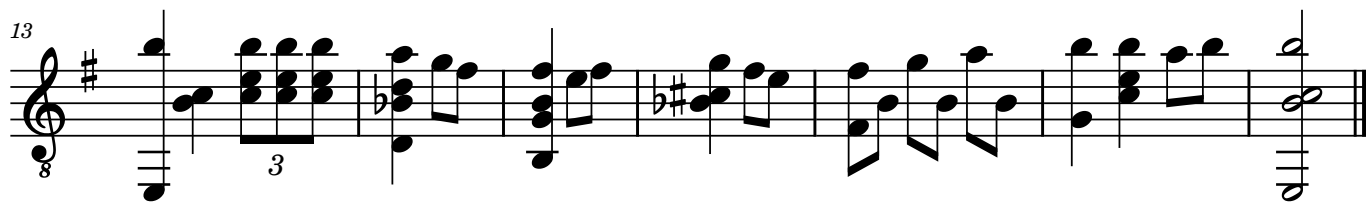
23.07.2020



Musical staff 1: Treble clef, key signature of one sharp (F#), 8/8 time signature. The staff contains a sequence of chords and eighth notes. A triplet of eighth notes is marked with a '3' above it. The piece concludes with a double bar line.



Musical staff 2: Treble clef, key signature of one sharp (F#), 8/8 time signature. The staff begins with a measure marked with a '7' above it. It features a sequence of chords and eighth notes, including a triplet of eighth notes marked with a '3' above it. The piece concludes with a double bar line.



Musical staff 3: Treble clef, key signature of one sharp (F#), 8/8 time signature. The staff begins with a measure marked with a '13' above it. It features a sequence of chords and eighth notes, including a triplet of eighth notes marked with a '3' above it. The piece concludes with a double bar line.



# XVII

23.07.2020

3=G

7-10 10-8-7-5 7-2-3 5-3-2 3-2-0 2-0 0  
 8 8 0 4 2 3 2  
 7 9 5 4 2 1 0  
 0 0  
 3  
 IV II  
 3-2-3-2-3-2

8

II  
 0 2-3 0-0-0 0 0 7 7-7-7 5-3-2 2-0-2  
 2-3 3-5 5-3-2 2 2 0 5-5-5 3 0  
 3 6 0 0 5 5-5-5 3 0  
 2 2 0 0 2  
 3  
 II

16

3 2-0 2 3 5 7 7 5 7 7  
 2 0 0 0 5 5 5 0  
 3 4 5 5 5  
 0

# XVIII

31.07.2020

3=G 8

The first system of music consists of four measures. It begins with a treble clef, a key signature of two sharps (F# and C#), and a common time signature (C). The first measure contains a half note G4 and a half note G3. The second measure contains a quarter note G4, a quarter note A4, and a quarter note B4. The third measure contains a quarter note G4, a quarter note A4, and a quarter note B4. The fourth measure contains a quarter note G4, a quarter note A4, and a quarter note B4. The system ends with a double bar line.

5

The second system of music consists of four measures. It begins with a treble clef, a key signature of two sharps (F# and C#), and a common time signature (C). The first measure contains a quarter note G4, a quarter note A4, and a quarter note B4. The second measure contains a quarter note G4, a quarter note A4, and a quarter note B4. The third measure contains a quarter note G4, a quarter note A4, and a quarter note B4. The fourth measure contains a quarter note G4, a quarter note A4, and a quarter note B4. The system ends with a double bar line.

11

The third system of music consists of two measures. It begins with a treble clef, a key signature of two sharps (F# and C#), and a common time signature (C). The first measure contains a quarter note G4, a quarter note A4, and a quarter note B4. The second measure contains a quarter note G4, a quarter note A4, and a quarter note B4. The system ends with a double bar line.

# XVIII

31.07.2020

**T**  
**A**  
**B**

3=G

6

**T**  
**A**  
**B**

2

# XIX

01.08.2020

3=G  
6=D

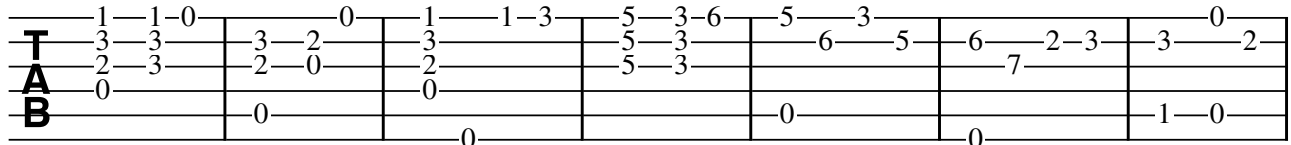
This musical system consists of a single staff in treble clef with a key signature of one flat (Bb). The notation includes a variety of rhythmic values: eighth notes, quarter notes, and half notes. There are several instances of beamed eighth notes and quarter notes. The piece concludes with a double bar line. Below the staff, there are two sets of guitar chord diagrams: the first is labeled '3=G' and the second is labeled '6=D'. The first diagram shows a G major chord (x02333) and the second shows a D major chord (xx0232).

8

This musical system consists of a single staff in treble clef with a key signature of one flat (Bb). The notation includes a variety of rhythmic values: eighth notes, quarter notes, and half notes. There are several instances of beamed eighth notes and quarter notes. The piece concludes with a double bar line. Below the staff, there are two sets of guitar chord diagrams: the first is labeled '8' and the second is labeled '8'. The first diagram shows an 8th fret barre (x888888) and the second shows an 8th fret barre (x888888).

# XIX

01.08.2020



3=G  
6=D

1-1-0 | 0 | 1-1-3 | 5-3-6 | 5-3 | 6-2-3 | 3-0-2

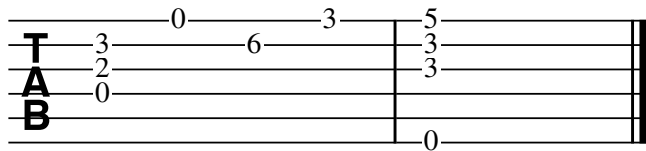
3-3 | 3-2 | 3 | 5-3 | 6-5 | 7 |

2-3 | 2-0 | 2 | 5-3 | | |

0 | 0 | 0 | | 0 | 0 | 1-0

Diagram showing guitar TAB for XIX. The TAB is written on a six-line staff. The first line (treble clef) contains the notes: 1-1-0 | 0 | 1-1-3 | 5-3-6 | 5-3 | 6-2-3 | 3-0-2. The second line (A) contains: 3-3 | 3-2 | 3 | 5-3 | 6-5 | 7 |. The third line (B) contains: 2-3 | 2-0 | 2 | 5-3 | | |. The fourth line (D) contains: 0 | 0 | 0 | | 0 | 0 | 1-0. The fifth line (G) contains: | | | | | | |. The sixth line (E) contains: | | | | | | |. Below the staff, there are two fret diagrams: one for the first three frets (3=G, 6=D) and one for the last three frets (3=G, 6=D).

8



0-3-5 | 3-3-3 |

3-6-3 | 3-3-3 |

2- | 3- |

0- | 0- |

Diagram showing guitar TAB for measure 8. The TAB is written on a six-line staff. The first line (treble clef) contains the notes: 0-3-5 | 3-3-3 |. The second line (A) contains: 3-6-3 | 3-3-3 |. The third line (B) contains: 2- | 3- |. The fourth line (D) contains: 0- | 0- |. The fifth line (G) contains: | |. The sixth line (E) contains: | |. Below the staff, there are two fret diagrams: one for the first two frets (3=G, 6=D) and one for the last two frets (3=G, 6=D).

# XX

03.09.2020

3=G 8

Musical notation for measures 1-6. The notation is in treble clef with a key signature of one sharp (F#). It features a melody in the upper voice and a bass line in the lower voice. The melody consists of eighth and sixteenth notes, while the bass line consists of quarter and eighth notes. Measure 1 starts with a treble clef, a key signature of one sharp, and a time signature of 3/8. The piece concludes with a double bar line.

7 8

Musical notation for measures 7-12. The notation is in treble clef with a key signature of one sharp (F#). It features a melody in the upper voice and a bass line in the lower voice. The melody consists of eighth and sixteenth notes, while the bass line consists of quarter and eighth notes. Measure 7 starts with a treble clef, a key signature of one sharp, and a time signature of 3/8. The piece concludes with a double bar line.

13 8

Musical notation for measures 13-16. The notation is in treble clef with a key signature of one sharp (F#). It features a melody in the upper voice and a bass line in the lower voice. The melody consists of eighth and sixteenth notes, while the bass line consists of quarter and eighth notes. Measure 13 starts with a treble clef, a key signature of one sharp, and a time signature of 3/8. The piece concludes with a double bar line.

17 8

Musical notation for measures 17-23. The notation is in treble clef with a key signature of one sharp (F#). It features a melody in the upper voice and a bass line in the lower voice. The melody consists of eighth and sixteenth notes, while the bass line consists of quarter and eighth notes. Measure 17 starts with a treble clef, a key signature of one sharp, and a time signature of 3/8. The piece concludes with a double bar line.

24 8

Musical notation for measures 24-25. The notation is in treble clef with a key signature of one sharp (F#). It features a melody in the upper voice and a bass line in the lower voice. The melody consists of eighth and sixteenth notes, while the bass line consists of quarter and eighth notes. Measure 24 starts with a treble clef, a key signature of one sharp, and a time signature of 3/8. The piece concludes with a double bar line.

# XX

03.09.2020

3=G

3-2-0 | 3-2-0 | 2-3-5 | 7-5-3 | 5-7-8 | 10-12 | 3-0

0 | 2 | 0 | 5-4-2 | 0 | 9-10 | 2

0 | 0 | | | | | 0-2

8

II

2-3-2-0 | 2-3 | 2-0-2 | 3-5 | 2 | 0 |

1-2 | 1 | 2-4 | 3 | 4 | 1 | 2 |

3 | 2 | 5-4 | 5-4 | 0 | 3-2 | 3-2

14

0 | 0 | 3-2 | 2-1 | 1-0 | 1-0

1 | 0 | 4 | 3 | 2 | 1 |

3-2-3 | 2-3 | 1 | 5 | 4 | 4 | 3 | 2 | 1 | 0 |

20

1-0-1-3 | 5-3 | 3-1-0 | 1-0 | 3-2 | 3-2-3 | 3-0 | 2-3

3 | 6 | 2 | 3 | 2 | 2 | 3 | 3

0 | 3 | 2 | 0 | 2 | 2 | 0 | 2

# XXI

19.11.2020

3=G 8

3

3

Detailed description: This system contains measures 1 through 7. It begins with a treble clef and a key signature of one sharp (F#). The time signature is 3/8, indicated by '3=G' and '8'. The melody consists of eighth notes and quarter notes. A triplet of eighth notes is marked with a '3' above it in measure 5. The bass line features a steady eighth-note accompaniment. Measure 7 ends with a sharp sign on the final note.

8

Detailed description: This system contains measures 8 through 14. The melody continues with eighth and quarter notes, including several trills marked with a sharp sign. A triplet of eighth notes is marked with a '3' above it in measure 11. The bass line continues with eighth notes, ending with a double bar line in measure 14.

15

Detailed description: This system contains measures 15 and 16. Measure 15 shows a treble clef and a bass clef with a flat key signature. The melody has a quarter rest followed by two quarter notes. Measure 16 features a double bar line and a final chord in the bass clef.



# XXI

19.11.2020

3=G

Tablature for measure 3=G. The staff shows three strings (T, A, B) with fret numbers. The T string has notes 0, 1, 3, 1, 1, 0, 0, 1, 0. The A string has notes 5, 0, 2, 0, 0, 2, 3, 3, 1. The B string has notes 0, 3, 2, 0, 0, 0, 0, 0, 0. There are two triplets of notes on the B string: 0, 3, 2 and 0, 3, 2. The measure is divided into nine eighth notes.

8

Tablature for measure 8. The staff shows three strings (T, A, B) with fret numbers. The T string has notes 10, 9, 10, 10, 3, 9, 2, 7, 3, 2, 2, 0, 2, 3, 3, 0, 0, 0, 0, 3, 3, 6, 6, 8, 10. The A string has notes 2, 2, 0, 2, 3, 3, 0, 0, 0, 0, 0, 0, 0, 0, 0, 0, 0, 0, 0, 0, 0, 0, 0, 0. The B string has notes 0, 9, 2, 7, 0, 0, 0, 0, 0, 0, 1, 1, 2, 5, 6. There are two triplets of notes on the T string: 2, 0, 2 and 2, 3, 3. The measure is divided into nine eighth notes.

16

Tablature for measure 16. The staff shows three strings (T, A, B) with fret numbers. The T string has notes 10, 9, 8, 0. The A string has notes 9, 8, 7, 6. The B string has notes 8, 7, 6, 5. The measure is divided into four eighth notes.

# XXII

06.02.2021

3=G 8

Musical notation for measures 1-6. The piece is in G major (3=G) and 8/8 time. The melody consists of eighth notes and quarter notes, with triplets of eighth notes in measures 2, 4, and 6. The bass line features chords and single notes.

7

Musical notation for measures 7-13. The melody continues with eighth notes and quarter notes, including triplets of eighth notes in measures 8 and 9. The bass line continues with chords and single notes.

14

Musical notation for measures 14-20. This section features a complex rhythmic pattern with many triplets of eighth notes in the melody. The bass line continues with chords and single notes.

21

Musical notation for measures 21-24. The melody consists of eighth notes and quarter notes. The piece concludes with a double bar line and repeat dots.

# XXII

06.02.2021

3=G

Measures 1-6 of the first system. The TAB notation is as follows:

|           |   |   |     |   |       |   |       |   |     |
|-----------|---|---|-----|---|-------|---|-------|---|-----|
| 0-3-1-1-0 | 3 | 3 | 0-1 | 0 | 1-0   | 0 | 3-1-3 | 3 | 0-1 |
| 1         |   |   |     |   | 1-1-3 |   |       |   |     |
| 0         |   |   | 0   |   | 0-2   |   | 2-2   |   | 2   |
| 2         | 0 |   |     |   |       |   |       |   |     |
| 3         |   |   | 2   |   | 3     |   | 0     |   | 3   |

3

Piano diagram for measures 1-6. Measure 1: G3, B2, D3, E3. Measure 2: G3, B2, D3, E3. Measure 3: G3, B2, D3, E3. Measure 4: G3, B2, D3, E3. Measure 5: G3, B2, D3, E3. Measure 6: G3, B2, D3, E3.

7

III

Measures 7-13 of the first system. The TAB notation is as follows:

|           |     |   |   |   |         |     |       |
|-----------|-----|---|---|---|---------|-----|-------|
| 0-1-0-1-3 | 5-3 | 3 | 3 | 0 | 0       | 0-1 | 0-1-3 |
| 3         |     | 6 | 6 | 6 | 6-5-6-8 |     |       |
| 0         |     | 3 | 3 |   | 0       | 2   |       |
|           |     |   |   |   |         |     |       |
|           |     | 3 | 3 |   | 8-7     | 1   | 3     |

3

Piano diagram for measures 7-13. Measure 7: G3, B2, D3, E3. Measure 8: G3, B2, D3, E3. Measure 9: G3, B2, D3, E3. Measure 10: G3, B2, D3, E3. Measure 11: G3, B2, D3, E3. Measure 12: G3, B2, D3, E3. Measure 13: G3, B2, D3, E3.

14

Measures 14-19 of the first system. The TAB notation is as follows:

|       |             |         |     |       |           |
|-------|-------------|---------|-----|-------|-----------|
| 0-0-1 | 0-1-3-3-1-0 | 0-1-1-0 | 0   | 0     | 0-3       |
| 1-3-3 |             | 3       | 1-3 | 0-1-3 | 0-1-3-1-0 |
|       |             |         |     |       | 2-0       |
|       |             |         |     |       |           |
| 0     |             |         |     |       | 3         |

3

Piano diagram for measures 14-19. Measure 14: G3, B2, D3, E3. Measure 15: G3, B2, D3, E3. Measure 16: G3, B2, D3, E3. Measure 17: G3, B2, D3, E3. Measure 18: G3, B2, D3, E3. Measure 19: G3, B2, D3, E3.

20

Measures 20-23 of the first system. The TAB notation is as follows:

|   |   |   |   |   |   |   |   |
|---|---|---|---|---|---|---|---|
| 0 | 3 | 0 | 1 | 1 | 0 | 0 | 0 |
| 1 |   | 6 | 3 |   | 3 |   |   |
| 2 |   |   |   |   |   |   |   |
| 2 |   |   |   |   |   |   |   |
| 0 |   | 0 |   |   |   | 2 | 3 |

1

Piano diagram for measures 20-23. Measure 20: G3, B2, D3, E3. Measure 21: G3, B2, D3, E3. Measure 22: G3, B2, D3, E3. Measure 23: G3, B2, D3, E3.

# XXIII

03.05.2021

3=G 8

Harm12

9

15

22

Harm12

H12

# XXIII

03.05.2021

7 5 8-7 8-7 8-7 0-12:10 10-8-7 Harm12

TAB

3=G

10

TAB

16

TAB

Harm12

23

Harm12.....

TAB

H12

# XXIV

17.05.2021

3=G <sup>8</sup>

Musical notation for the first system of XXIV, measures 1-6. The notation is in G major, 3/8 time. The melody starts on G4 and moves through various intervals, including a dotted quarter note and several eighth notes. The bass line consists of a steady eighth-note accompaniment.

7 <sup>8</sup>

Musical notation for the second system of XXIV, measures 7-13. The notation continues from the previous system, with a sharp sign (#) appearing under the bass line in measure 7, indicating a change in the bass line's accompaniment.

14 <sup>8</sup> Harm 12

Musical notation for the third system of XXIV, measures 14-18. The notation concludes with a double bar line and repeat dots. A label "Harm 12" is positioned above the staff in measure 15, indicating a specific harmonic or fingering instruction.

# XXIV

17.05.2021

3=G

Measure 1: T: 0-1, A: 0, B: 3  
Measure 2: T: 3-0-1, A: 0, B: 2  
Measure 3: T: 1-0, A: 0, B: 3  
Measure 4: T: 0, A: 0-2, B: 3  
Measure 5: T: 1-0, A: 0, B: 2  
Measure 6: T: 0, A: 0, B: 0

7

Measure 7: T: 3-1-0, A: 0, B: 2  
Measure 8: T: 0-1, A: 0, B: 3  
Measure 9: T: 3-1-0, A: 2, B: 0  
Measure 10: T: 1-0-1-3, A: 0, B: 0  
Measure 11: T: 0, A: 1-0, B: 3  
Measure 12: T: 0-1, A: 3, B: 2  
Measure 13: T: 1-0, A: 3-1-0, B: 3

14

Harm 12 .....

Measure 14: T: 1-1-3, A: 0, B: 3  
Measure 15: T: 1-0, A: 0, B: 3  
Measure 16: T: 1-0, A: 0, B: 3  
Measure 17: T: 0, A: 1-0, B: 3  
Measure 18: T: 0, A: 2-0-1, B: 2  
Measure 19: T: 0, A: 1, B: 3  
Measure 20: T: 0, A: 0, B: 3

# XXV

21.05.2021

3=G 8

7 8

14 8

22 8

30 8



# XXV

21.05.2021

3=G

0 1-0-1 1-0-1-3 3 1-0 0 1-0-1-3 0-3-1-0-1 3  
1 0 2 3 3-2-3 3-2 3 2  
3 3 0 2 3 1 3 2

Detailed description: This system contains measures 1 through 7. The top staff (TAB) has notes: 0, 1-0-1, 1-0-1-3, 3, 1-0, 0, 1-0-1-3, 0-3-1-0-1, 3. The middle staff (TAB) has notes: 1, 0, 2, 3, 3-2-3, 3-2, 3, 2. The bottom staff (TAB) has notes: 3, 3, 0, 2, 3, 1, 3, 2. A '3=G' label is at the start. Fingering diagrams are shown below the notes.

8

I  
1-0 0 1 0-1 0-1-3 1-3 3 0-1-3 0 0 1 0 0 1 2 2  
0 3 1 2 0 0 3 2 3 2 0 2  
3 1 3 0 2 3 2 0

Detailed description: This system contains measures 8 through 15. The top staff (TAB) has notes: 1-0, 0, 1, 0-1, 0-1-3, 1-3, 3, 0-1-3, 0, 0, 1, 0, 0, 1, 2, 2. The middle staff (TAB) has notes: 0, 3, 1, 2, 0, 0, 3, 2, 3, 2, 0, 2. The bottom staff (TAB) has notes: 3, 1, 3, 0, 2, 3, 2, 0. A 'I' barre is indicated above measure 8. Fingering diagrams are shown below the notes.

16

I  
1 1 0 1-0 0 0 0 0 0 0 0 0-1-3 I 3 1  
2 2 2 3 3 3 3 3 3 3 3 1  
3 1 0 3 2 0 3 1 3 1

Detailed description: This system contains measures 16 through 23. The top staff (TAB) has notes: 1, 1, 0, 1-0, 0, 0, 0, 0, 0, 0, 0, 0-1-3, 3, 1. The middle staff (TAB) has notes: 2, 2, 2, 3, 3, 3, 3, 3, 3, 3, 3, 1. The bottom staff (TAB) has notes: 3, 1, 0, 3, 2, 0, 3, 1, 3, 1. A 'I' barre is indicated above measure 16 and measure 23. Fingering diagrams are shown below the notes.

24

0 3-1-3 1-1 3 1-0 0 1-0-1-3 0 3-1-0 0-1 0-1-3 1-3 0  
0 0 3 3 3 3 2 3 3 0  
3 3 2 0 3 1 3 0

Detailed description: This system contains measures 24 through 31. The top staff (TAB) has notes: 0, 3-1-3, 1-1, 3, 1-0, 0, 1-0-1-3, 0, 3-1-0, 0-1, 0-1-3, 1-3, 0. The middle staff (TAB) has notes: 0, 0, 3, 3, 3, 3, 2, 3, 3, 0. The bottom staff (TAB) has notes: 3, 3, 2, 0, 3, 1, 3, 0. Fingering diagrams are shown below the notes.

32

0 1 3 0 3 1 0 0 1 0  
3 3 0 0 1 0  
2 3 1 0

Detailed description: This system contains measures 32 through 34. The top staff (TAB) has notes: 0, 1, 3, 0, 3, 1, 0, 0, 1, 0. The middle staff (TAB) has notes: 3, 3, 0, 0, 1, 0. The bottom staff (TAB) has notes: 2, 3, 1, 0. Fingering diagrams are shown below the notes.

# XXVI

30.05.2021

3=G <sub>8</sub>

6

12

# XXVI

30.05.2021

3=G

3 2-0 2 0 3-2 3 2-0 0-0-2 0-2-0 2 0 2-3 0

2 0 0 0-2 3 0 0 3

2 2 2 2 1

0 2 2 2 1

Diagram showing guitar TAB for measures 1-5. The first line (treble clef) contains the notes: 3, 2-0, 2, 0, 3-2, 3, 2-0, 0-0-2, 0-2-0, 2, 0, 2-3, 0. The second line (treble clef) contains: 2, 0, 0, 0-2, 3, 0, 0, 3. The third line (treble clef) contains: 2, 2, 2, 2, 1. The fourth line (treble clef) contains: 0, 2, 2, 2, 1. The diagram includes vertical bar lines and horizontal lines representing the guitar strings.

6

2 2 2 2 4 5 2 II 3 3

3 3 3 3 3 3 3 3 3 3 0 2 3 4 4 4 4

4 4 4 4 4 4 4 4 4 4 0 3 5 5 5

2 0 2 2 2 2 2 2 2 2 2 2 2 2 2 2

0 2 2 2 2 2 2 2 2 2 2 2 2 2 2 2

Diagram showing guitar TAB for measures 6-11. The first line (treble clef) contains: 2, 2, 2, 2, 4, 5, 2, II, 3, 3. The second line (treble clef) contains: 3, 3, 3, 3, 3, 3, 3, 3, 3, 3, 0, 2, 3, 4, 4, 4, 4. The third line (treble clef) contains: 4, 4, 4, 4, 4, 4, 4, 4, 4, 4, 0, 3, 5, 5, 5. The fourth line (treble clef) contains: 2, 0, 2, 2, 2, 2, 2, 2, 2, 2, 2, 2, 2, 2, 2, 2. The diagram includes vertical bar lines, horizontal lines, and a fermata symbol over the 10th measure.

12

3 4 4 4 5 5 4 2 4

4 5 6 5 6 6 0 0 0

0 0 0 0 0 0 0 0 0

Diagram showing guitar TAB for measures 12-14. The first line (treble clef) contains: 3, 4, 4, 4, 5, 5, 4, 2, 4. The second line (treble clef) contains: 4, 5, 6, 5, 6, 6, 0, 0, 0. The third line (treble clef) contains: 0, 0, 0, 0, 0, 0, 0, 0, 0. The diagram includes vertical bar lines and horizontal lines.

# XXVII

06.05..2021

The first system of musical notation is written on a single staff in treble clef. It begins with a treble clef, a key signature of one sharp (F#), and a time signature of 8/8. The notation consists of a series of eighth notes and quarter notes, with two triplet markings (indicated by the number '3') over the eighth notes in the fifth and sixth measures. The piece concludes with a double bar line.

The second system of musical notation is written on a single staff in treble clef. It begins with a treble clef, a key signature of one sharp (F#), and a time signature of 8/8. The notation consists of a series of eighth notes and quarter notes, with a 'Harm12' marking above the staff in the fourth measure. The piece concludes with a double bar line.



# XXVIII

13.04.2021

3=G 8

9 8

16 8

20 8

28 8

# XXVIII

13.04.2021

3=G

Measures 1-7 of the first system. The top staff (TAB) contains the following sequences: | 0-1-3 | 0-1-3 | 0-3-1 | 3-1-3 | 0-1-0 | 0-1-3 | 0-3-0 | 0-3-1 |. The middle staff (TAB) contains: | 0 | | | | 2 | | | |. The bottom staff (TAB) contains: | 3-2 | | 3 | | 2 | | 0 | | 3 | | 2 | |. Below the staves are vertical bar lines and a series of downward-pointing stems representing fretted notes.

8

Measures 8-14 of the first system. The top staff (TAB) contains: | 1-0-1-3 | 0-1-3 | 0-1-3 | 1-3 | 0-1-1-0 | 3-1-0 | 1-0-2 | 0-2-1-2 |. The middle staff (TAB) contains: | 2 | | | | | | 2 | | 2-1-2 |. The bottom staff (TAB) contains: | 0 | | 3 | | 1 | | 0 | | 0 | | 0 | | 0 | |. Below the staves are vertical bar lines and a series of downward-pointing stems representing fretted notes.

15

Measures 15-18 of the first system. The top staff (TAB) contains: | 1-1-0 | 0-3 | 0-3-1-3 | 0-1-3 | 0-1-0-3 | 0-1-3 | 0-1-3 | 0-1-0-2-1 |. The middle staff (TAB) contains: | 2 | | | | | | 2 | | 2-1 |. The bottom staff (TAB) contains: | 0 | | 3 | | 1 | | 0 | | 0 | |. Below the staves are vertical bar lines and a series of downward-pointing stems representing fretted notes. The word 'triplets' is written below the bottom staff for the last four measures.

19

Measures 19-24 of the first system. The top staff (TAB) contains: | 0-1-0 | 0-1-0 | 0-1-0 | 0-1-3 | 0-1-3-1-0-1 |. The middle staff (TAB) contains: | 2-3 | | 2-3 | | 2-3 | | 1-3 | | 3-1-0-1 |. The bottom staff (TAB) contains: | 0 | | 3 | | 1 | | 3 | | 2 | | 3 | |. Below the staves are vertical bar lines and a series of downward-pointing stems representing fretted notes.

25

Measures 25-30 of the first system. The top staff (TAB) contains: | 0-3-1-3 | 0-3-1-3 | 3-1 | 0-3 | 1-0-0 | 0-1 |. The middle staff (TAB) contains: | 2 | | 0 | | 3 | | 3 | | 3 | |. The bottom staff (TAB) contains: | 2 | | 0 | | 3 | | 3 | | 3 | |. Below the staves are vertical bar lines and a series of downward-pointing stems representing fretted notes. The system ends with a double bar line.

# XXIX

18.08.2021

3=G  
8

The first system of musical notation for XXIX consists of seven measures. It begins with a treble clef, a key signature of one sharp (F#), and a time signature of 3/8. The notation includes a variety of note values such as eighth and sixteenth notes, as well as rests. The piece concludes with a double bar line.

8

The second system of musical notation for XXIX consists of seven measures, starting with measure 8. It continues with the same treble clef, key signature, and time signature as the first system. The notation features similar rhythmic patterns and note values, ending with a double bar line.



# XXIX

18.08.2021

**T**  
**A**  
**B**

3=G

9

**T**  
**A**  
**B**

10

# XXX

18.08.2021

Musical notation for the first system, measures 1-8. The notation is on a single staff with a treble clef. Measure 1 is marked with a '3=G' and an '8' below the staff. The music consists of a sequence of chords and melodic lines. Measure 2 has a flat sign below the staff. Measure 3 has a natural sign below the staff. Measure 4 has a sharp sign below the staff. Measure 5 has a sharp sign below the staff. Measure 6 has a sharp sign below the staff. Measure 7 has a sharp sign below the staff. Measure 8 has a sharp sign below the staff.

Musical notation for the second system, measures 9-16. The notation is on a single staff with a treble clef. Measure 9 is marked with a '9' and an '8' below the staff. The music consists of a sequence of chords and melodic lines. Measure 10 has a sharp sign below the staff. Measure 11 has a sharp sign below the staff. Measure 12 has a sharp sign below the staff. Measure 13 has a sharp sign below the staff. Measure 14 has a sharp sign below the staff. Measure 15 has a sharp sign below the staff. Measure 16 has a sharp sign below the staff and is marked with 'Harm5' above the staff.

# XXX

18.08.2021

**TAB**

3=G

10

**TAB**

(Harm5)

XXXI-CLXV


Tristans vanvidd

Neste morgen svøper Tristan seg inn i en stor fillete kappe. Han maler sitt ansikt med sinober og nøttesaft, så at han ligner en spedalsk. Han tar i hånden en pestskralle og en skål av tre til å samle almisser i.

«Dronning! Vredes ikke over at jeg våger å nærme meg Eder, ha barmhjertighet med meg, jeg har vel fortjent det!» Men dronningen kaller på svennene og huskarene. «Jag bort denne tigger!» sier hun til dem.

# I

10.11.2021



# I

10.11.2021

IV

IV

This block contains the first four measures of guitar tablature. The strings are labeled T (top), A, and B (bottom). Measure 1: T (4-7-5), A (4), B (4). Measure 2: T (5-7-5-4-5-7), A (4), B (4). Measure 3: T (0-2), A (4-5), B (2-4). Measure 4: T (4-2-0), A (4), B (0). A second 'IV' marking is above the fifth measure. Measure 5: T (4-5-4), A (5), B (4). Measure 6: T (7-7), A (6), B (4). Below the TAB are vertical bar lines and horizontal bars representing fretted notes.

7

II

IV

This block contains measures 7 through 10. Measure 7: T (2-4-2), A (5-4-5), B (2). Measure 8: T (0-1-0), A (3-2-3), B (0). Measure 9: T (0-0-2), A (4-2-4), B (4). Measure 10: T (0-4-5-7), A (4-2-4), B (2). A second 'IV' marking is above the tenth measure. Measure 11: T (4-5-7), A (6), B (4). Below the TAB are vertical bar lines and horizontal bars representing fretted notes.

12

This block shows measure 12. The strings are labeled T (top), A, and B (bottom). The notes are: T (4), A (5), B (4). A vertical bar line is at the end of the measure.

|

# II

10.11.2021

Musical staff 1: Treble clef, key signature of three sharps (F#, C#, G#), 8/8 time signature. The staff contains a sequence of eighth and sixteenth notes with a bass line of eighth notes.

Musical staff 2: Treble clef, key signature of three sharps, 8/8 time signature. The staff contains a sequence of eighth and sixteenth notes with a bass line of eighth notes.

Musical staff 3: Treble clef, key signature of three sharps, 8/8 time signature. The staff contains a sequence of eighth and sixteenth notes with a bass line of eighth notes. A triplet of eighth notes is marked with a '3' above and below the notes.

Musical staff 4: Treble clef, key signature of three sharps, 8/8 time signature. The staff contains a sequence of eighth and sixteenth notes with a bass line of eighth notes.

Musical staff 5: Treble clef, key signature of three sharps, 8/8 time signature. The staff contains a sequence of eighth and sixteenth notes with a bass line of eighth notes.

Musical staff 6: Treble clef, key signature of three sharps, 8/8 time signature. The staff contains a sequence of eighth and sixteenth notes with a bass line of eighth notes, ending with a double bar line.





# III

11.11.2021

6=D

Musical notation for the first system, measures 1-7. The key signature is three sharps (F#, C#, G#). The melody is written in a treble clef with a soprano clef (8). The bass line is written in a bass clef with an alto clef (8). The melody consists of eighth and quarter notes, with a flat sign appearing in measure 4.

8

Musical notation for the second system, measures 8-12. The key signature is three sharps (F#, C#, G#). The melody is written in a treble clef with a soprano clef (8). The bass line is written in a bass clef with an alto clef (8). The melody continues with eighth and quarter notes, featuring some beamed eighth notes.

13

Musical notation for the third system, measures 13-15. The key signature is three sharps (F#, C#, G#). The melody is written in a treble clef with a soprano clef (8). The bass line is written in a bass clef with an alto clef (8). The melody consists of eighth notes, some beamed together.

16

Musical notation for the fourth system, measures 16-18. The key signature is three sharps (F#, C#, G#). The melody is written in a treble clef with a soprano clef (8). The bass line is written in a bass clef with an alto clef (8). The melody consists of eighth notes, some beamed together, and ends with a double bar line.

# III

11.11.2021

6=D

II

0 2 0 0 2-4 5 5-4 4 4-2 2 2-0 0  
2-3 3-7 4-3-2 2 4 4 2 0 4-3-2  
3-2 3 3 3 4 2 0 4-3-2  
0 0 4 4 4 2 0 4

Diagram showing fret positions for the 6=D chord across 8 measures.

9

3-2-0 2-0 0 5-4 2 3-2-0-2-3-2-0 0-2-3 2-0 3-2  
0 3 3-2-3 3 4 3 3-2 3 3-2 3  
2 0 4 0 0 0

Diagram showing fret positions for the measure starting at measure 9.

14

0 3-2-3 2-0-2 0-2 0-7 0 0 2-2-0 0-2-3 2-0 0 3-2-0-2 0  
3 3 3-2 3 3 3 3-2-0-2 2  
4 2 0 6 4 2 0 3 3 3 2 0

Diagram showing fret positions for the measure starting at measure 14.

# IV

12.11.2021

6=D 8

The first system of musical notation consists of a treble clef staff with a key signature of three sharps (F#, C#, G#) and a common time signature. The melody begins with a half note chord of F#4, C#5, and G#5. This is followed by a sequence of eighth notes: F#4, G#4, A4, B4, C5, B4, A4, G#4, F#4, E4, D4, C4. The bass line consists of a steady eighth-note accompaniment: D3, E3, F#3, G#3, A3, B3, C4, B3, A3, G#3, F#3, E3, D3.

8

The second system of musical notation continues the piece. The melody starts with a half note chord of F#4, C#5, and G#5, followed by a sequence of eighth notes: F#4, G#4, A4, B4, C5, B4, A4, G#4, F#4, E4, D4, C4. The bass line continues with eighth notes: D3, E3, F#3, G#3, A3, B3, C4, B3, A3, G#3, F#3, E3, D3. The system concludes with a final half note chord of F#4, C#5, and G#5, followed by a double bar line.

# IV

12.11.2021

6=D

6=D

10 5 10 5 9 10 9 7 9 7 6 7 0 3 5 3 2 3 2 0 2 0

10 5 8 7 4 2 2

0 9 0 8 0 4 2 2

Diagram showing guitar TAB for measure 6=D. The TAB is written on a six-line staff. The notes are: 10, 5, 10, 5, 9, 10, 9, 7, 9, 7, 6, 7, 0, 3, 5, 3, 2, 3, 2, 0, 2, 0. The fret numbers are written above the lines. The bass line is written below the staff. The notes are: 0, 9, 0, 8, 0, 4, 2, 2. The diagram shows the fret positions for each note.

8

8

0 2 0 0 2 0 3 2 0 3 2 0 3 0 2 3 2 0 3 0 0



3 2 3 0 2 0 2 3 3 2 0 3 2 3 0 3 3 3 0 2 3

0 0 0 0 0 0 0 0 0 0 0 0 0 0 0 0 0 0 0 0 0

Diagram showing guitar TAB for measure 8. The TAB is written on a six-line staff. The notes are: 0, 2, 0, 0, 2, 0, 3, 2, 0, 3, 2, 0, 3, 0, 2, 3, 2, 0, 3, 0, 0. The fret numbers are written above the lines. The bass line is written below the staff. The notes are: 0, 0, 0, 0, 0, 0, 0, 0, 0, 0, 0, 0, 0, 0, 0, 0, 0, 0, 0, 0, 0. The diagram shows the fret positions for each note.

# V

12.11.2021



# V

12.11.2021

**T**  
**A**  
**B**

4-4 | 7-5-4 | 4-2 | 2 | 4-2 | 2 | 0 | 4-3-2 | 2-0 |  
0 | 5-4 | 4-0-2 | 5-5 | 4-2-4 | 4-3-2 | 3-2-3 |  
2 | 6 | 5-4 | 4 | 5-5 | 4 | 0 |  
0 | | | | 4 | | | 4 | 0 |

Diagram showing fret positions for measures 1-8. Measure 1: 4-4 (G4, A4), 0 (open). Measure 2: 7-5-4 (B4, A4, G4), 6 (open). Measure 3: 4-2 (D4, B3), 5-4 (F4, E4). Measure 4: 2 (D4), 5-4 (F4, E4). Measure 5: 4-2 (D4, B3), 5-5 (F4, F4). Measure 6: 2 (D4), 4-2-4 (D4, B3, D4). Measure 7: 0 (open), 4-3-2 (D4, C4, B3). Measure 8: 2-0 (D4, open), 3-2-3 (D4, C4, D4).

9

**T**  
**A**  
**B**

2-0 | 2-0 | 0 | 2-0 | 2-2 | 0-0 | 3 | 3-2-3 |  
3-2-3 | 3-3 | 4-3-2 | 2-3 | 3 | 3 | 2 | 3-0-2-3 |  
0 | 0 | 4 | 3 | 0 | 4 | 2 |

Diagram showing fret positions for measures 9-15. Measure 9: 2-0 (D4, open), 3-2-3 (D4, C4, D4). Measure 10: 2-0 (D4, open), 3-3 (D4, D4). Measure 11: 0 (open), 4-3-2 (D4, C4, B3). Measure 12: 2-3 (D4, C4), 3 (D4). Measure 13: 2-2 (D4, D4), 3 (D4). Measure 14: 0-0 (open, open), 2 (D4). Measure 15: 3-0-2-3 (D4, open, B3, D4).

16

**T**  
**A**  
**B**

II


2-0-2-3 | 0-2-3-2 | 2-4 | 5-4-2 | 4-2 | 7-0 | 3-2-0 | 0-2 | 2 |  
3 | 3 | 3-0 | 2 | 2-6 | 7-2 | 3-2-0 | 3-0-2 | 0 |  
2 | 0-2 | 4 | 4 | 2 | 6 | 2 | 3 | 2 |  
0 | 0 | 2 | 4 | 4 | 6 | 2 | 2 | 2 |

3 3

Diagram showing fret positions for measures 16-22. Measure 16: 2-0-2-3 (D4, open, B3, D4), 3 (D4). Measure 17: 0-2-3-2 (open, D4, C4, B3), 3-0 (D4, open). Measure 18: 2-4 (D4, F4), 5-4-2 (F4, E4, D4). Measure 19: 4-2 (D4, B3), 2-6 (D4, F4). Measure 20: 7-0 (G4, open), 2 (D4). Measure 21: 3-2-0 (D4, C4, open), 3-0-2 (D4, open, B3). Measure 22: 2 (D4), 0 (open), 2 (D4). Measure 23: 2 (D4), 2 (D4). Measure 24: 2 (D4), 2 (D4). Measure 25: 2 (D4), 2 (D4). Measure 26: 2 (D4), 2 (D4). Measure 27: 2 (D4), 2 (D4). Measure 28: 2 (D4), 2 (D4). Measure 29: 2 (D4), 2 (D4). Measure 30: 2 (D4), 2 (D4). Measure 31: 2 (D4), 2 (D4). Measure 32: 2 (D4), 2 (D4). Measure 33: 2 (D4), 2 (D4). Measure 34: 2 (D4), 2 (D4). Measure 35: 2 (D4), 2 (D4). Measure 36: 2 (D4), 2 (D4). Measure 37: 2 (D4), 2 (D4). Measure 38: 2 (D4), 2 (D4). Measure 39: 2 (D4), 2 (D4). Measure 40: 2 (D4), 2 (D4). Measure 41: 2 (D4), 2 (D4). Measure 42: 2 (D4), 2 (D4). Measure 43: 2 (D4), 2 (D4). Measure 44: 2 (D4), 2 (D4). Measure 45: 2 (D4), 2 (D4). Measure 46: 2 (D4), 2 (D4). Measure 47: 2 (D4), 2 (D4). Measure 48: 2 (D4), 2 (D4). Measure 49: 2 (D4), 2 (D4). Measure 50: 2 (D4), 2 (D4). Measure 51: 2 (D4), 2 (D4). Measure 52: 2 (D4), 2 (D4). Measure 53: 2 (D4), 2 (D4). Measure 54: 2 (D4), 2 (D4). Measure 55: 2 (D4), 2 (D4). Measure 56: 2 (D4), 2 (D4). Measure 57: 2 (D4), 2 (D4). Measure 58: 2 (D4), 2 (D4). Measure 59: 2 (D4), 2 (D4). Measure 60: 2 (D4), 2 (D4). Measure 61: 2 (D4), 2 (D4). Measure 62: 2 (D4), 2 (D4). Measure 63: 2 (D4), 2 (D4). Measure 64: 2 (D4), 2 (D4). Measure 65: 2 (D4), 2 (D4). Measure 66: 2 (D4), 2 (D4). Measure 67: 2 (D4), 2 (D4). Measure 68: 2 (D4), 2 (D4). Measure 69: 2 (D4), 2 (D4). Measure 70: 2 (D4), 2 (D4). Measure 71: 2 (D4), 2 (D4). Measure 72: 2 (D4), 2 (D4). Measure 73: 2 (D4), 2 (D4). Measure 74: 2 (D4), 2 (D4). Measure 75: 2 (D4), 2 (D4). Measure 76: 2 (D4), 2 (D4). Measure 77: 2 (D4), 2 (D4). Measure 78: 2 (D4), 2 (D4). Measure 79: 2 (D4), 2 (D4). Measure 80: 2 (D4), 2 (D4). Measure 81: 2 (D4), 2 (D4). Measure 82: 2 (D4), 2 (D4). Measure 83: 2 (D4), 2 (D4). Measure 84: 2 (D4), 2 (D4). Measure 85: 2 (D4), 2 (D4). Measure 86: 2 (D4), 2 (D4). Measure 87: 2 (D4), 2 (D4). Measure 88: 2 (D4), 2 (D4). Measure 89: 2 (D4), 2 (D4). Measure 90: 2 (D4), 2 (D4). Measure 91: 2 (D4), 2 (D4). Measure 92: 2 (D4), 2 (D4). Measure 93: 2 (D4), 2 (D4). Measure 94: 2 (D4), 2 (D4). Measure 95: 2 (D4), 2 (D4). Measure 96: 2 (D4), 2 (D4). Measure 97: 2 (D4), 2 (D4). Measure 98: 2 (D4), 2 (D4). Measure 99: 2 (D4), 2 (D4). Measure 100: 2 (D4), 2 (D4).

# VI

13.11.2021





# VI

13.11.2021

II II V

|     |     |     |   |     |     |     |     |       |     |
|-----|-----|-----|---|-----|-----|-----|-----|-------|-----|
| 5-4 | 4-2 | 2-0 | 2 | 3-2 | 0-2 | 2-0 | 4-5 | 5-4-2 | 9-7 |
| 2-2 | 0-0 | 3   | 2 | 0-3 | 1-3 | 3   | 3   | 2     | 5-5 |
| 2   | 0   | 3   | 0 | 0-3 | 1-3 | 3   | 0   | 2     | 5   |
| 4   | 2   | 0   | 4 | 2-0 | 2-0 | 0   | 2   | 4     | 7   |
| 2   | 4   | 2   | 4 | 2-0 | 2-0 | 0   | 2   | 2     | 7   |
| 2   | 0   | 4   | 2 | 2-0 | 2-0 | 0   | 0   | 2     | 5   |

Diagrammatic notation: | v | v | | . | v | v | [ ] | v | [ ] | v

11 II II

|   |     |   |   |   |   |   |   |
|---|-----|---|---|---|---|---|---|
| 5 | 4-2 | 4 | 0 | 2 | 0 | 2 | 2 |
| 2 | 2   | 6 | 7 | 3 | 2 | 0 | 3 |
| 2 | 2   | 2 | 6 | 7 | 3 | 2 | 0 |
| 4 | 4   | 4 | 0 | 3 | 3 | 3 | 4 |
| 2 | 4   | 4 | 0 | 3 | 3 | 3 | 4 |
| 2 | 4   | 4 | 0 | 3 | 3 | 3 | 4 |

Diagrammatic notation: [ ] | v | [ ] | [ ] | [ ] | [ ] | [ ] | .

# VII

20.11.2021

Musical staff 1: Treble clef, key signature of two sharps (F# and C#), 8/8 time signature. The staff contains a sequence of chords and single notes, including a whole note chord at the beginning and several eighth notes with stems pointing down.

11

Musical staff 2: Treble clef, key signature of two sharps, 8/8 time signature. The staff contains a sequence of chords and single notes, including a whole note chord at the beginning and several eighth notes with stems pointing down.

22

Musical staff 3: Treble clef, key signature of two sharps, 8/8 time signature. The staff contains a sequence of eighth notes with stems pointing down, interspersed with chords.

31

Musical staff 4: Treble clef, key signature of two sharps, 8/8 time signature. The staff contains a sequence of eighth notes with stems pointing down, interspersed with chords.

41

Musical staff 5: Treble clef, key signature of two sharps, 8/8 time signature. The staff contains a sequence of eighth notes with stems pointing down, interspersed with chords.

51

Musical staff 6: Treble clef, key signature of two sharps, 8/8 time signature. The staff contains a sequence of eighth notes with stems pointing down, interspersed with chords. The word "Harm12" is written above the staff at the end.

# VII

20.11.2021

2-3 5-5 7-7 5 7-7 5-3 0 2 2-3 5-5 7-7  
3-5 7-7 8-8 7 8-8 7-5 2 3 3-5 7-7 8-8  
3 3 3 0 3 3 0 3-5 7-7 8-8  
TAB 0 0 0 0 0 0 0 0 0 0 0 0

12

5 5 3-2 0 10 9-7 5 5 3-2 0 0-2  
7 7 5-3 2 12 10-9 7 7 5-3 2 3 0-2 3 0-2  
0 2 0 0 0 0 0 0 0 0 0 0  
TAB 0 0 0 0 0 0 0 0 0 0 0 0

24

2-0 0 2-0 0 0 0 0-2 0 0-2 0  
3 3 2-3 3 3 3 2-3 5 5 3 5 5 3 0-2 5 0 5 3 0-2 5 0 5  
3 3 3 3 3 3 3 3 3 3 3 3 3 3 3 3 3 3 3 3 3 3  
TAB 0 0 0 0 0 0 0 0 0 0 0 0 0 0 0 0 0 0 0 0 0 0

33

0-2 0 3-2-0 2-3 5-5 7-7 5 5 3-2 0 3  
3 2-3 3-2-0 3 5 7-7 8-8 7 7 5-3 2 3 3  
0 0 0 0 0 0 0 0 0 0 0 0 0 0 0 0 0 0 0 0 0 0  
TAB 0 0 0 0 0 0 0 0 0 0 0 0 0 0 0 0 0 0 0 0 0 0

44

2-0 0 0 3-2 2-3 0 2-3 5 2-3 5  
3 3 3-2 2-3 3-2 3-5 7 3-5 7 3-3  
0 0 0 0 0 0 0 0 0 0 0 0 0 0 0 0 0 0 0 0 0 0  
TAB 0 0 0 0 0 0 0 0 0 0 0 0 0 0 0 0 0 0 0 0 0 0

54

0 Harm12.....  
2 0 3 2 0 2 3  
3 3 2 3  
TAB 0 0 0 0 0 0 0 0 0 0 0 0 0 0 0 0 0 0 0 0 0 0

# VIII

26.11.2021

First musical staff, starting with a treble clef, a key signature of three sharps (F#, C#, G#), and a common time signature (C). The staff contains a sequence of chords and melodic lines.

6

Second musical staff, starting with a treble clef, a key signature of three sharps, and a common time signature. It ends with a 2/4 time signature. The staff contains a sequence of chords and melodic lines.

12

Third musical staff, starting with a treble clef, a key signature of three sharps, and a common time signature. The staff contains a sequence of chords and melodic lines.

19

Fourth musical staff, starting with a treble clef, a key signature of three sharps, and a common time signature. The staff contains a sequence of chords and melodic lines.

21

Fifth musical staff, starting with a treble clef, a key signature of three sharps, and a common time signature. The staff contains a sequence of chords and melodic lines.

25

Sixth musical staff, starting with a treble clef, a key signature of three sharps, and a common time signature. The staff contains a sequence of chords and melodic lines.

30

Seventh musical staff, starting with a treble clef, a key signature of three sharps, and a common time signature. The staff contains a sequence of chords and melodic lines.

2

34

Musical score for a piano piece, measures 34-41. The score is written on a grand staff with a treble clef and a bass clef. The key signature is three sharps (F#, C#, G#). The time signature is 8/8. The piece begins with a treble clef and a key signature of three sharps. The first measure contains a treble clef, a key signature of three sharps, and a bass clef with an 8. The melody in the treble clef consists of eighth and sixteenth notes, often beamed together. The bass clef part consists of single notes, some of which are beamed together. The piece ends with a double bar line.

# VIII

26.11.2021

III

3-7-2-3-5 | 7-5-3 | 5-3-5-7-5-3 | 8-7-0 | 2-0-0 | 3-2-0  
0-0 | 3 | 3 | 5-7 | 0 | 4 | 5  
2-5-1 | 5 | 5 | | 7 | 1 | |  
3 | 5 | 7 | 0 | | |

7

II V

2-0 | 0 | 2-4-5 | 5-9-7-5 | 7-9-7  
3-3 | 2-0-2 | 3-2-0 | 2-5-5-9 | 10-9-10 | 10-9  
| | 3 | 3 | 4-7 | 7 | |  
| | | | 2-5 | | |

14

II II

5 | 2-0 | 0-2-4 | 4-5-4-2  
7-0-2-3 | 2-0-2-3 | 3-3-2-3 | 2-0-3 | 2-3 | 0-2-2-6-7  
| | 4 | 2-2 | 2 | 3 | 3 | 2-4 | 2  
| | | | | | | 0-2 | 4

20

0-0 | 0-2 | 0-0 | 0-5-4-2 | 4  
7-3-2-3-2-3 | 2-3-0-2-3 | 0-0 | 0-2-3-2-0 | 0  
0 | 5 | 3 | 3-2 | | |  
4-2 | 0 | | | | | 2  
0

24

II

3-2-8-7-5 | 7-5-3 | 5-3-2 | 3-2-0 | 2  
0-0 | | | 0 | 0-1-3-3-2-3-2-3 | 0 | 0  
2-1-7 | 5 | 4 | 2 | 1 | 2-3 | 2-3  
| | 2 | 0 | 2 | 1 | |  
| | | | | 2 | | | 1

30

II II

2-0 | 0 | 2-4-5 | 5-4-4-2 | 0  
2-3 | 4-3-2 | 2 | 2-2-6 | 7-0-3-2-0-2-3-0-0-2-0  
3 | 3 | 3 | 4 | 2 | 0-3-2-3 | 0-2-3  
2 | 4 | 2 | 4 | | | 2

**2**

35

**T  
A  
B**

0 4 2 4 0 2 4 | 4 0 2 0

# IX

14.11.2021

Musical notation for the first system, measures 1-5. The key signature is two sharps (F# and C#), and the time signature is 2/4. The notation is on a single staff with a treble clef and a common 8-measure rest. The melody consists of quarter and eighth notes, with some beamed eighth notes. The bass line consists of quarter notes, some with accidentals (F# and C#).

Musical notation for the second system, measures 6-10. The key signature is two sharps (F# and C#), and the time signature is 2/4. The notation is on a single staff with a treble clef and a common 8-measure rest. The melody continues with quarter and eighth notes. The bass line includes some chords and accidentals (F# and C#). The piece ends with a double bar line.



# IX

14.11.2021

**T**  
**A**  
**B**

2-3 2-0 3-2 3-2-0 0-2-0 3-2 0-7-0 4-3-2-3  
5-3 4 4 2-10-9 7 4  
0 4 2 7 4

8

**T**  
**A**  
**B**

3-2 2-0 2 2-0 4-0 4-0 2  
1 0 0 4 4 4  
2 2-0 3-2 2 2

# X

18.11.2021

Musical notation for the first system, featuring a treble clef, a key signature of three sharps (F#, C#, G#), and a common time signature. The notation includes a melodic line with eighth and sixteenth notes, and a bass line with chords. A chord symbol "H7" is placed above the first measure. A circled "8" is located below the first measure.

Musical notation for the second system, continuing from the first. It features a treble clef, a key signature of three sharps (F#, C#, G#), and a common time signature. The notation includes a melodic line with eighth and sixteenth notes, and a bass line with chords. Chord symbols "H7" and "H4" are placed above the fourth and fifth measures respectively. A circled "8" is located below the first measure.

# X

18.11.2021

H7 II

T  
A  
B

4-0-2-4 | 5-4-2 | 4-2 | 5-4-2-1 | 1-2-4 | 5-4-2 | 2

2 | 2-6 | 7-7-5 | 0 | 2 | 4 | 4-0-2-4

4 | 4 | 2 | 2 | 4 | 4 | 4

0 | 4-2 | 2 | 2 | 2 | 4 | 4

8

T  
A  
B

4 | 2 | H7 | H4 | 1 | 2 | 7 | 7 | 5 | 4 | 4

5 | 5 | 3 | 0 | 0 | 0 | 6 | 2 | 0

4 | 2 | 0 | 0 | 0 | 0 | 0 | 0 | 0

# XI

28.11.2021

Musical staff 1: Treble clef, key signature of two sharps (F# and C#), 8/8 time signature. Measure 1 has an H7 chord above it. The staff contains a sequence of chords and eighth notes.

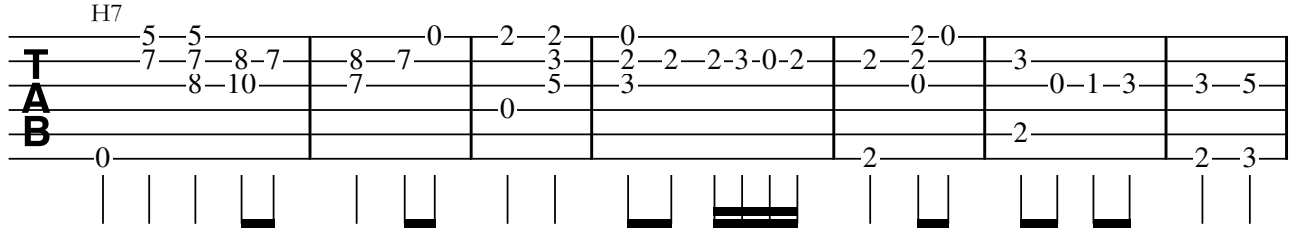
Musical staff 2: Treble clef, key signature of two sharps (F# and C#), 8/8 time signature. Measure 8 has an H7 chord above it. The staff contains a sequence of chords and eighth notes.

Musical staff 3: Treble clef, key signature of two sharps (F# and C#), 8/8 time signature. Measure 16 is marked. The staff contains a sequence of eighth notes and a double bar line.

# XI

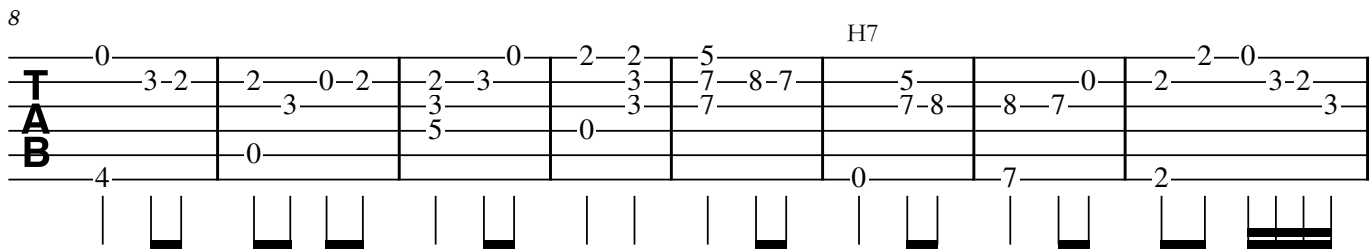
28.11.2021

H7



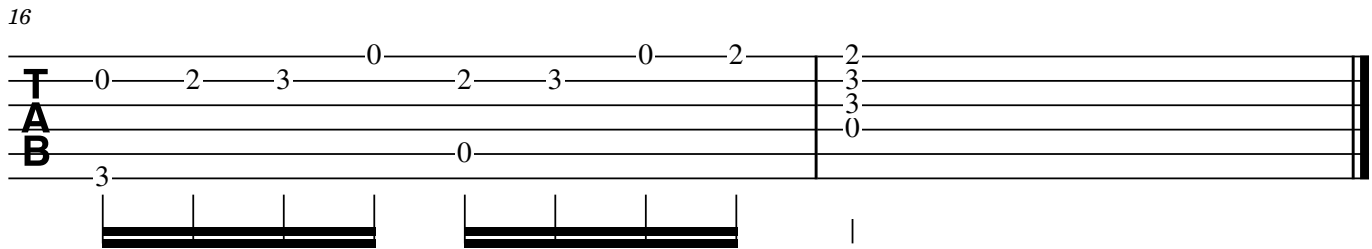
System 1: 7 measures of guitar tablature. The top staff (TAB) contains fret numbers: 5-5, 7-7, 8-7, 8-7, 0, 2-2, 0, 2-2, 2-3, 0-2, 2-2, 0, 3, 0-1-3, 3-5. The bottom staff (TAB) contains fret numbers: 0, 0, 0, 0, 0, 2, 2, 2-3. Vertical bar lines indicate measure boundaries. A chord diagram is shown below the bottom staff for the 5th measure.

8



System 2: 7 measures of guitar tablature. The top staff (TAB) contains fret numbers: 0, 3-2, 2, 0-2, 2-3, 0, 2-2, 5, 7-8-7, 5, 7-8, 8-7, 0, 2, 2-0, 3-2, 3. The bottom staff (TAB) contains fret numbers: 4, 0, 5, 0, 0, 0, 7, 2. Vertical bar lines indicate measure boundaries. A chord diagram is shown below the bottom staff for the 7th measure.


16



System 3: 3 measures of guitar tablature. The top staff (TAB) contains fret numbers: 0, 2, 3, 0, 2, 3, 0, 2, 2, 3, 3, 3, 0. The bottom staff (TAB) contains fret numbers: 3, 0, 0. Vertical bar lines indicate measure boundaries. Chord diagrams are shown below the bottom staff for the first two measures.

# XII

28.11.2021



# XII

28.11.2021

Measure 1: 4-4-3 (top), 1-0 (middle), 3-2 (bottom)

Measure 2: 3-2-1 (top), 0 (middle), 2 (bottom)

Measure 3: 2-2-0 (top), 0 (middle), 1 (bottom)

Measure 4: 1-1-1 (top), 0 (middle), 0 (bottom)

Measure 5: 3-2-0 (top), 0 (middle), 2 (bottom)

Measure 6: 0-3 (top), 0-1-0 (middle), 2 (bottom)

Measure 7: 4-3 (top), 1-0 (middle), 3-2 (bottom)

Vertical bar lines are present at the end of each measure and at the beginning of each measure.

8

Measure 4: 2-3-2 (top), 2-0 (middle), 2 (bottom)

Measure 5: 0 (top), 7 (middle), 4-5 (bottom)

Measure 6: 0 (top), 6 (middle), 6 (bottom)

Measure 7: 0 (top), 7 (middle), 5 (bottom)

Measure 8: 0 (top), 6 (middle), 6 (bottom)

Vertical bar lines are present at the end of each measure and at the beginning of each measure.

# XIII

03.12.2021





2

36

Musical notation for a piano exercise, measure 36. The notation is written on a grand staff consisting of a treble clef and a bass clef. The key signature is one sharp (F#). The melody in the treble clef begins with a quarter note G4, followed by a quarter note A4, and then a quarter note B4. The bass clef accompaniment consists of a series of quarter notes: G2, F2, E2, D2, C2, B1, A1, and G1. The piece concludes with a double bar line.

# XIII

03.12.2021

0-0-2 | 2-0 | 3-3 | 3-2-0 | 0-2-3 | 2-0-2-3 | 0-2-3-2 | 2-0

TAB

7

0-2 | 2-3-5 | 0-3-2 | 3-0-2 | 2-0-2-3-2-0 | 0-2-3-0

TAB

13

0-2 | 0-2-3 | 2-0 | 0-3-2-0 | 0-3-2-0 | 0-0-2

TAB

19

2-0 | 3-3 | 3-2-0 | 0-4 | 0-4 | 0-2 | 4-2-0 | 2-0-4

TAB

25

0-2-4-2 | 2-0 | 0-3-2 | 0-0-2-3 | 0-2-3 | 0-2-3 | 2-0-3

TAB

31

0-3-2 | 0-0-2-3 | 0-2-4 | 0-0-2 | 2-0 | 3-2-0 | 0-3 | 2-0-3

TAB

# XIV

05.12.2021

Musical notation for the first system, measures 1-6. The key signature is two sharps (F# and C#), and the time signature is 4/4. The notation is written on a single staff with a treble clef and a common time signature of 8. The music consists of a series of chords and melodic fragments.

Musical notation for the second system, measures 7-10. The notation continues from the first system, showing a more active melodic line in the upper voice and a supporting bass line.

Musical notation for the third system, measures 11-16. The word "Fine" is written above the staff at the beginning of measure 11. The notation concludes with a final chord.

Musical notation for the fourth system, measures 17-21. The notation continues with a series of chords and melodic fragments.

Musical notation for the fifth system, measures 22-26. The notation concludes with a final chord and a double bar line.



# XV

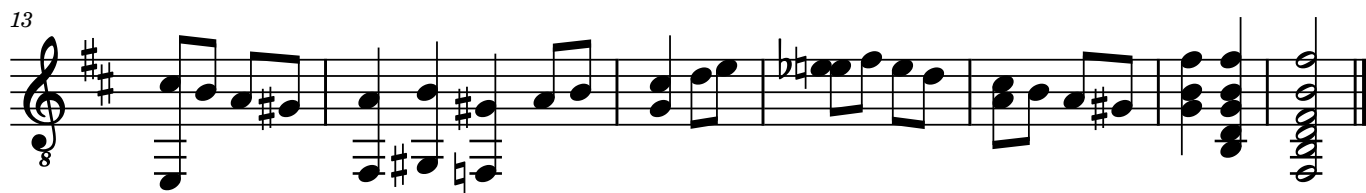
08.12.2021



Musical staff 1: Treble clef, key signature of two sharps (F# and C#), 8/8 time signature. The staff contains a sequence of notes and rests, including a whole note chord at the beginning and several eighth and quarter notes throughout.



Musical staff 2: Treble clef, key signature of two sharps (F# and C#), 8/8 time signature. The staff contains a sequence of notes and rests, including a whole note chord at the beginning and several eighth and quarter notes throughout.



Musical staff 3: Treble clef, key signature of two sharps (F# and C#), 8/8 time signature. The staff contains a sequence of notes and rests, including a whole note chord at the beginning and several eighth and quarter notes throughout, ending with a double bar line.

# XV

08.12.2021

2 0 4-2 4 0 4 2-0-2-3 2-2-0 4-2-4 0 4-5

0 4-2 4 0 4 2-0-2-3 2-2-0 4-2-4 0 4-5

1 2-0-2-3 4 3 0 2 4

2-4 4 0 4

Diagram 1: | | | ▭ | ▭ ▭ | ▭ | ▭ ▭ | | ▭ ▭ | ▭ ▭ | |

8



4-2 0 0 4-3-2 2-0-2-3 0 0-2 3-2-3 0 2-0 3-2 3-5-2-3 0

4 4-3-2 2-0-2-3 0 0-2 3-2-3 0 2-0 3-2 3-5-2-3 0

2 4 3 2-3 4 0 3-2 3 0 2-4-1

Diagram 8: ▭ ▭ | | ▭ | ▭ ▭ | ▭ ▭ | ▭ ▭ | ▭ ▭ | ▭ ▭ | | ▭ ▭ | ▭ ▭ | | ▭ ▭ | ▭ ▭ |

15

2 3 0 0 2 0 2 2 2

1 3 4 2 0 3 0 0 0

3 3 2 1 1 0 0 0

2 2 2

Diagram 15: | ▭ ▭ | ▭ ▭ | ▭ ▭ | ▭ ▭ | ▭ ▭ | | | |

# XVI

09.12.2021

Musical notation for measures 1-9. The key signature is three sharps (F#, C#, G#). The music is written on a grand staff with a treble clef and a bass clef. The first measure starts with a forte (*f*) dynamic. The notation includes chords and moving lines in both hands.

Musical notation for measures 10-16. The key signature is three sharps. The music is written on a grand staff. Measure 10 starts with a piano (*p*) dynamic, followed by alternating *f* and *p* dynamics. Measure 16 features a fermata over a dotted quarter note in the treble clef.

Musical notation for measures 17-24. The key signature is three sharps. The music is written on a grand staff. Measure 24 ends with a piano (*p*) dynamic. The notation includes chords and moving lines in both hands.

Musical notation for measures 25-31. The key signature is three sharps. The music is written on a grand staff. Measure 25 starts with a forte (*f*) dynamic. The notation includes chords and moving lines in both hands.

Musical notation for measures 32-39. The key signature is three sharps. The music is written on a grand staff. Measure 32 starts with a piano (*p*) dynamic. Measure 36 features a fermata over a dotted quarter note in the treble clef. The piece concludes with a double bar line.

# XVI

09.12.2021

4-4-2-0-0-4-2-4-4-9-7-5-7-5-5-4-2-4

0-0-4-0-0-0-0-0-5-5-5-9-2-2-2

2-0-0-2-2-7-7-4-4

0-2-0-2-0-5-7-2-4

*f*

4-4-4-4-2-2-2-2-0-0-2-0-0-2-4-4-4-4-4-2-0-2

0-5-0-4-0-4-4-2-4-0-2-4-0-4-4-0-4-4-0-0-2

2-0-0-3-4-2-4-2-2-2-2-2-2-2-2-2-2-2

0-2-0-4-2-2-0-0-0-0-0-0-0-0-0-0-0-0-0-0-2

*p f p f*

♩ = ♩

4-4-4-0-0-0-2-2-2-2-0-2-2-2-0-2-0-2-4-2

0-4-4-0-2-3-2-2-2-2-3-2-2-2-2-2-0-2-4-2

2-0-0-0-3-3-3-3-3-2-3-3-3-3-3-3-3-3-3-3

0-4-2-0-0-0-0-0-0-0-0-0-0-0-0-0-0-0-0-0-2

*p f*

4-4-4-5-4-4-2-0-0-2-4-2-0-2-4-4-4-5-4-4-2

0-2-0-0-0-4-0-4-0-4-0-4-0-4-0-4-0-2-4-0-2

2-4-2-0-0-0-0-0-0-0-0-0-0-0-0-0-0-0-0-0-2

0-2-0-0-0-0-0-0-0-0-0-0-0-0-0-0-0-0-0-0-0

0-0-2-4-2-0-4-4-4-2-0-0-4-4

0-4-0-0-0-4-0-4-0-4-0-4-0-4-0-4-0-4-0-4

2-0-0-0-0-0-0-0-0-0-0-0-0-0-0-0-0-0-0-0-2

0-0-0-0-0-0-0-0-0-0-0-0-0-0-0-0-0-0-0-0-0

♩ = ♩



# XVII

16.12.2021

Musical staff 1: Treble clef, key signature of one sharp (F#), 8/8 time signature. The staff contains a sequence of notes and chords, including a prominent chord with a natural sign over the second measure.

6

Musical staff 2: Treble clef, key signature of one sharp (F#), 8/8 time signature. The staff contains a sequence of notes and chords, including a prominent chord with a natural sign over the second measure.

10

Harm12

Musical staff 3: Treble clef, key signature of one sharp (F#), 8/8 time signature. The staff contains a sequence of notes and chords, including a prominent chord with a natural sign over the second measure.

# XVII

16.12.2021

7

7 5 | 7 5 3 3 3 | 2 3 2 3 | 0 2 3 2 0 | 0 7 0 3

5 | 5 3 3 3 | 3 0 | 0 8 7 | 8 7 0

0 | | | 2 | 2 | 3 | | | 7 | 0

0 | | | | | | | | | | |

6

2 3 5 | 0 2 0 | 2 0 0 2 | 2 (Harm12)

3 5 7 8 7 | 8 7 3 3 2 | 2 0 2 3 0 0 2 | 2 3 | 0

8 | 0 5 | 3 3 | 0 | 0 | 1 (1) (0)

7 | | | | | 2 3 | 2 (2)

| | | | | | | | | | |

11

2 3 2 | 0 2 3 2 0 | 7 5 | 7 5 7 | 7

(0) | (0) | 0 | 5 6 | 6 5

| | | | | | | | |

# XVIII

18.12.2021

Musical notation for measures 1-5. The piece is in 8/8 time and the key signature has three sharps (F#, C#, G#). The notation consists of a treble clef staff with a melody and a bass clef staff with accompaniment. The melody features dotted rhythms and eighth notes, while the accompaniment consists of chords and eighth notes.

6

Musical notation for measures 6-11. The notation continues with the same treble and bass clef staves. The melody in measure 6 includes a triplet of eighth notes. The accompaniment continues with chords and eighth notes.

12

Musical notation for measures 12-18. The notation continues with the same treble and bass clef staves. The melody in measure 12 includes a triplet of eighth notes. The accompaniment continues with chords and eighth notes.

19

Musical notation for measures 19-24. The notation continues with the same treble and bass clef staves. The melody in measure 19 includes a triplet of eighth notes. The accompaniment continues with chords and eighth notes. The piece concludes with a double bar line in measure 24.

# XVIII

18.12.2021

II V

Measure 1: 4-2-0 | 0-2-4 |  
Measure 2: 5-4-2 | 4-5-7 |  
Measure 3: 9-7-5 | 7-5-7-9-7-5 |  
Measure 4: 7-9 |

7

Measure 7: 10-9-7 | 9-10 |  
Measure 8: 7-5-4 | 7-5 |  
Measure 9: 4-2-0 | 2-0 |  
Measure 10: 4-2 | 4-2-4 |  
Measure 11: 0-4-4 | 5-4-2 |  
Measure 12: 0-0 |

15

Dolce

Measure 15: 4-2-4-5-4-2-2 | 4-2-0 |  
Measure 16: 2-0-2-4 | 0-2-4-2 |  
Measure 17: 4-16 | 16-14 |  
Measure 18: 0-0 |

22

Measure 22: 4-2-0 | 4-2-0 |  
Measure 23: 2-4 | 0-2-4-2 |  
Measure 24: 4-0 | 0-2 |

# XIX

29.11.2021

The first system of musical notation is written on a single staff with a treble clef and a key signature of two sharps (F# and C#). It begins with a common time signature 'C' and a '8' below the staff. The notation consists of several measures of music, including eighth and sixteenth notes, and rests. A flat symbol (b) appears above the staff in the second measure. The system concludes with a chord labeled 'H12'.

The second system of musical notation continues on a single staff with a treble clef and a key signature of two sharps. It starts with a measure number '6' above the staff and a '8' below the staff. The notation features a variety of rhythmic values, including eighth and sixteenth notes, and rests. The system ends with a measure containing a flat symbol (b) above the staff.

The third system of musical notation is on a single staff with a treble clef and a key signature of two sharps. It begins with a measure number '11' above the staff and a '8' below the staff. The notation includes several measures of music with notes and rests. Above the staff, there are labels for chords: 'H12', 'H12', 'H7', 'H7', 'H12', 'H12', and 'H7'. The system concludes with a double bar line.

# XIX

29.11.2021

IV

8 7 4 0 10 0 0 9 H12 7 0 0 3 0 1 0 2 0 0

0 0 7 10 9 0 0 5 6 2 0 0

7 6 4 4 9 5 2 2 2

6 4 4 9 5 2 2 2

Diagram showing fret positions for strings 1-6 across 8 measures. Includes a barre at fret 4 in measure 8 and a bend in measure 9.

8

7 10 9 7 9 0 0 0 (H12 H12 H7 H7 H12 H12 H7)

7 7 7 8 7 3 2 3 4 0 2 2 3 2 3 (1) (0) (0) (1) (1) (0) (0)

8 8 0 0 3 4 4 4 0 0 0 0 0 0 0 0 0 0

9 9 3 4 3 2 2 0 0 0 0 0 0 0 0 0 0 0

7 3 4 2 0 2

Diagram showing fret positions for strings 1-6 across 8 measures. Includes a barre at fret 7 in measure 8 and a bend in measure 9.

14

2 0 0 1 2

Diagram showing fret positions for strings 1-6 across 1 measure.

|

# XX

19.06.2021

Musical staff 1, starting at measure 1. It features a treble clef and a key signature of one flat (B-flat). The melody consists of eighth and quarter notes, with some chords. A small '8' is written below the first measure.

Musical staff 2, starting at measure 4. It continues the melody from the first staff. A small '8' is written below the first measure.

Musical staff 3, starting at measure 8. It continues the melody. A small '8' is written below the first measure.

Musical staff 4, starting at measure 13. It continues the melody. A small '8' is written below the first measure. Chord symbols H12, H7, H5, and H4 are placed above the staff.

Musical staff 5, starting at measure 17. It continues the melody. A small '8' is written below the first measure. A chord symbol H12 is placed above the staff.

Musical staff 6, starting at measure 20. It continues the melody. A small '8' is written below the first measure. Chord symbols H7, H9, H4, and H3 are placed above the staff. The word "Demp" is written above the staff. The staff ends with a double bar line.





# XXI

05.12.2021

Musical notation for the first system, measures 1-7. The key signature is three sharps (F#, C#, G#). The music is written on a single staff with a treble clef and a common time signature. The melody consists of quarter and eighth notes, with a bass line of quarter notes. A fermata is placed over the final note of the seventh measure.

Musical notation for the second system, measures 8-13. The key signature is three sharps (F#, C#, G#). The music is written on a single staff with a treble clef and a common time signature. The melody continues with quarter and eighth notes. Measures 10, 11, 12, and 13 contain triplets of eighth notes, indicated by a '3' above the notes. A fermata is placed over the final note of the thirteenth measure.

Musical notation for the third system, measures 14-18. The key signature is three sharps (F#, C#, G#). The music is written on a single staff with a treble clef and a common time signature. The melody continues with quarter and eighth notes. A fermata is placed over the final note of the eighteenth measure. The system concludes with a double bar line.

# XXI

05.12.2021

0 0 0 4-2 4-2-0 4-0-2 4-7-5-4-2 0

**T** 0 0 0 4-2 0 4 0 4-7-5-4-2 0

**A** 0 0 0 2 0 0 0 5-4 4-2

**B** 4 4 2 4 0 2 0 4 4-2

8

0 10 0 0 4 0

**T** 4-5-9-7 0-2-3 3-2-0 2-3 0-2-4 4-0-2-4 0-0-2-4 0

**A** 0 0-2-3 3-2-0 2-3 0-3 0-3 3

**B** 2-4-7 9 2 0 2

14

♩ = ♪.

0 0 0-2-4 4-4-4 2-2-2 0 0-2 0


**T** 0 4-2 4-4-2 4 0 0 0 4-2 4 0-2 0

**A** 0 0 0 0 0 0 4-2 4 0

**B** 4 4 0 2 0 4 2 2 2

# XXII

19.12.2021



# XXII

19.12.2021

♬

10-measure guitar TAB for XXII. The notation is as follows:

| Measure | T     | A   | B   |
|---------|-------|-----|-----|
| 1       | 2     | 0-0 | 2   |
| 2       | 0-2   | 3-0 | 2   |
| 3       | 2-3   | 0   | 1-2 |
| 4       | 0     | 3-2 | 4   |
| 5       | 2     | 2   | 0   |
| 6       | 2-0   | 3   | 4   |
| 7       | 2-3   | 0   | 2   |
| 8       | 3-0-2 | 3   | 1   |
| 9       | 0-2-3 | 4   | 2   |
| 10      | 0     | 3   | 3   |

10

4-measure guitar TAB for XXII, starting at measure 10. The notation is as follows:

| Measure | T   | A   | B |
|---------|-----|-----|---|
| 11      | 2   | 0-3 | 2 |
| 12      | 0   | 2-3 | 5 |
| 13      | 0-2 | 0   | 3 |
| 14      | 0   | 1-0 | 2 |

Measure 11: T=2, A=0-3, B=2  
Measure 12: T=0, A=2-3, B=5  
Measure 13: T=0-2, A=0, B=3  
Measure 14: T=0, A=1-0, B=2

# XXIII

22.12.2021

3=G 8

The first system of musical notation for XXIII consists of eight measures. It begins with a treble clef, a key signature of three sharps (F#, C#, G#), and a common time signature. The first measure contains a whole note chord of F#, C#, and G#. The second measure contains a whole note chord of F# and C#. The third measure contains a whole note chord of F# and C#. The fourth measure contains a whole note chord of F# and C#. The fifth measure contains a whole note chord of F# and C#. The sixth measure contains a whole note chord of F# and C#. The seventh measure contains a whole note chord of F# and C#. The eighth measure contains a whole note chord of F# and C#.

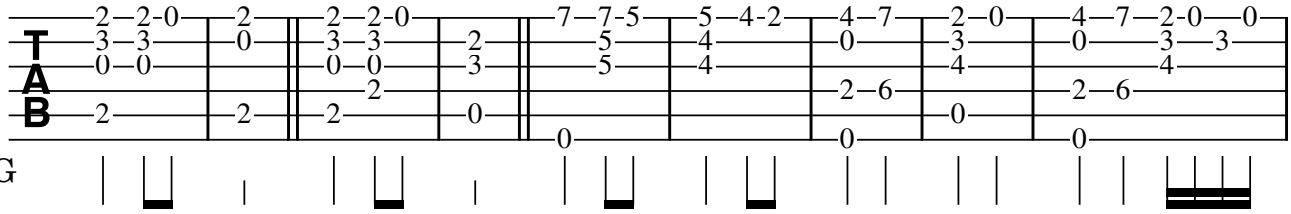
9

The second system of musical notation for XXIII consists of four measures. It begins with a treble clef, a key signature of three sharps (F#, C#, G#), and a common time signature. The first measure contains a whole note chord of F#, C#, and G#. The second measure contains a whole note chord of F# and C#. The third measure contains a whole note chord of F# and C#. The fourth measure contains a whole note chord of F# and C#.

# XXIII

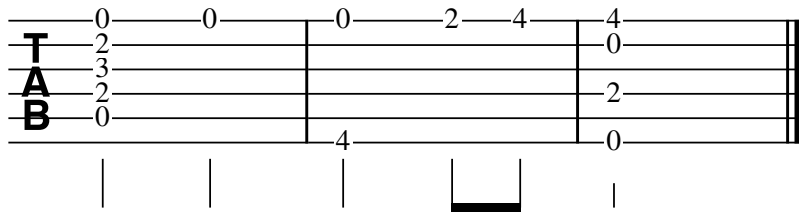
22.12.2021

3=G



A guitar TAB for a piece titled 'XXIII'. It consists of six staves. The top three staves are labeled 'T', 'A', and 'B' respectively. The bottom three staves are labeled '3=G'. The first staff (T) has fret numbers: 2-2-0, 2, 2-2-0, 7-7-5, 5-4-2, 4-7, 2-0, 4-7-2-0-0. The second staff (A) has fret numbers: 3-3, 0, 3-3, 2, 5, 4, 0, 3, 0, 3-3. The third staff (B) has fret numbers: 0-0, 0, 0-0, 3, 5, 4, 0, 4, 0, 4. The fourth staff has fret numbers: 2, 2, 2, 0, 0, 0, 0, 0, 0, 0. The fifth and sixth staves are empty. Below the staves are vertical bar lines indicating fret positions. There are some black rectangular marks under the first few frets.




10



A guitar TAB for a piece titled '10'. It consists of six staves. The top three staves are labeled 'T', 'A', and 'B' respectively. The bottom three staves are labeled '10'. The first staff (T) has fret numbers: 0, 0, 0, 2, 4, 4. The second staff (A) has fret numbers: 2, 0, 0, 0, 0. The third staff (B) has fret numbers: 3, 2, 2, 0, 0. The fourth staff has fret numbers: 0, 4, 0. The fifth and sixth staves are empty. Below the staves are vertical bar lines indicating fret positions. There are some black rectangular marks under the first few frets.

# XXIV

23.12.2021



# XXIV

23.12.2021

II V II

TAB

9

TAB


15

TAB



# XXV

26.12.2021



# XXV

26.12.2021

First system of guitar tablature. The top staff (T) contains the following fret numbers: 0-2-3, 3-0-3, 3-2-0, 0-2-3, 2-0-0, 0-2-0-0-2. The second staff (A) contains: 0, 0, 0-3, 0-3, 3-3. The third staff (B) contains: 2, 2, 2, 3. Below the staves are vertical lines and horizontal bars representing rhythmic notation.

7  $\text{♩} = \text{♩}.$   $\text{♩} = \text{♩}$

Second system of guitar tablature. The top staff (T) contains: 2-2-0-0, 3-2-3-2-0-2, 3-2-0-0-2, 0, 7-0, 0-8, 7-3-2. The second staff (A) contains: 0, 5-3, 0-3, 0, 0, 0. The third staff (B) contains: 2, 2-0, 3-2-10-9, 7, 7. Below the staves are vertical lines and horizontal bars representing rhythmic notation.

13

Third system of guitar tablature. The top staff (T) contains: 0. The second staff (A) contains: 0. The third staff (B) contains: 2. Below the staves is a double bar line and a vertical line.

# XXVI

27.12.2021

First musical staff, measures 1-4. Treble clef, key signature of three sharps (F#, C#, G#), and a common time signature 'C'. The staff contains a melody in the upper voice and a bass line in the lower voice. The melody consists of eighth and sixteenth notes, with some beamed sixteenth notes. The bass line consists of quarter notes. A circled '8' is positioned below the first measure.

Second musical staff, measures 5-8. Treble clef, key signature of three sharps, and common time. The melody continues with eighth and sixteenth notes. The bass line includes some sixteenth-note patterns. A circled '8' is positioned below the first measure.

Third musical staff, measures 9-12. Treble clef, key signature of three sharps, and common time. The melody continues with eighth and sixteenth notes. The bass line includes some sixteenth-note patterns. A circled '8' is positioned below the first measure.

Fourth musical staff, measures 13-15. Treble clef, key signature of three sharps, and common time. The melody continues with eighth and sixteenth notes. The bass line includes some sixteenth-note patterns. A circled '8' is positioned below the first measure.

Fifth musical staff, measures 16-19. Treble clef, key signature of three sharps, and common time. The melody continues with eighth and sixteenth notes. The bass line includes some sixteenth-note patterns. A circled '8' is positioned below the first measure. Trills are indicated by the number '3' above the notes in measures 17, 18, and 19.

# XXVI

27.12.2021

II

A guitar TAB system with three staves. The top staff (T) has notes 4, 0-2-4-2-0, 4-2, 4, 0-2-2-0-2-4-2-0, 4-2, and 4-4-2. The middle staff (A) has notes 2, 4, 0, 2, 2, 4, 0, 2, 2, 4, 0, 2, and 2. The bottom staff (B) has notes 4, 2, 4, 0, 2, 4, 0, 2, 4, 0, 2, and 2. Vertical bar lines are present below the staves.

5

A guitar TAB system with three staves. The top staff (T) has notes 0-2-4-5-4-2, 0, 4-2-4, 0-2-4, 4, 5-2-0-0-2, 4, 7-6-4, and 8. The middle staff (A) has notes 2, 4, 0, 4, 0, 2, 0, 4, 0, 4, 4, 4, and 8. The bottom staff (B) has notes 4, 0, 2, 2, 4, 0, 2, 2, 0, 2, 0, 4, 6, and 6. Vertical bar lines are present below the staves.

9

A guitar TAB system with three staves. The top staff (T) has notes 4, 5-7-5-5-4-2-4, 0-2, 0-4-4-2, 4, 4-2, 7-7-7-10, and 10. The middle staff (A) has notes 4, 5, 2, 3, 0, 0, 5-6, 5-6, 7, 7, 5, 5, and 6. The bottom staff (B) has notes 3, 4, 0, 2, 4, 0, 2, 0, 0, 0, and 0. Vertical bar lines are present below the staves.

14

A guitar TAB system with three staves. The top staff (T) has notes 10-9-9-7-9, 9, 9-10, 10-8, 7-7-8-7-8, 8, 7-7, 4, and 0. The middle staff (A) has notes 8, 7, 8, 7, 8, 9, 7, 5-6, 5-6, 7, 7, 6, 5, 2, 3, and 4. The bottom staff (B) has notes 9, 8, 8, 7, 9, 8, 7, 5-6, 5-6, 6, 6, 5, 2, 3, and 4. The bottom staff also has notes 0, 0, 0, 0, 1, and 0. Vertical bar lines are present below the staves.

18

A guitar TAB system with three staves. The top staff (T) has notes 0, 4, 3, 2, 1, and 0. The middle staff (A) has notes 0, 4, 3, 2, 1, and 0. The bottom staff (B) has notes 0, 4, 3, 2, 1, and 0. Vertical bar lines are present below the staves.

# XXVII

## Vildes Merry-Go-Round

27.12.2021

3=G <sub>8</sub>

Musical notation for measures 1-7. The piece is in 3/8 time and G major. The notation consists of a single staff with a treble clef. The first measure contains a G3 octave chord. The melody begins in the second measure with a quarter note G4, followed by eighth notes A4, B4, and C5. The bass line consists of quarter notes G3, A3, B3, and C4. Measures 2-7 continue with a similar rhythmic pattern of eighth notes in the melody and quarter notes in the bass.

8

Musical notation for measures 8-14. The melody continues with eighth notes D5, E5, and F5. The bass line continues with quarter notes D4, E4, and F4. Measures 10-14 show a continuation of the eighth-note melody and quarter-note bass line.

15

Musical notation for measures 15-21. The melody continues with eighth notes G5, A5, and B5. The bass line continues with quarter notes G4, A4, and B4. Measures 18-21 show a continuation of the eighth-note melody and quarter-note bass line.

22

Musical notation for measures 22-27. The melody continues with eighth notes C6, B5, and A5. The bass line continues with quarter notes C4, B3, and A3. The piece concludes with a final chord in measure 27, consisting of G3, B3, and D4.



# XXVIII

28.12.2021

3=G 8

The first system of musical notation consists of a single staff in treble clef with a key signature of one flat (B-flat). The time signature is 8/8. The notation includes a variety of rhythmic values: eighth notes, quarter notes, and half notes. There are several instances of beamed eighth notes and quarter notes. The piece concludes with a double bar line.

6

The second system of musical notation continues on a single staff in treble clef with a key signature of one flat. The time signature is 8/8. It begins with a measure number '6'. The notation features a mix of eighth and quarter notes, some with beams. A double bar line is present in the middle of the system. The system ends with a double bar line.

# XXVIII

28.12.2021

**T  
A  
B**

3=G

7

**T  
A  
B**

7



# XXIX

30.12.2021

3=G 8

8

15

20

27

32

35

The image displays a musical score for a piece titled "XXIX", dated "30.12.2021". The score is written in treble clef with a 3/8 time signature. It begins with a key signature of one sharp (F#), indicated by "3=G". The music is organized into seven staves, each starting with a measure number: 8, 15, 20, 27, 32, and 35. The notation includes various rhythmic values such as eighth and sixteenth notes, often beamed together, and rests. The piece concludes with a double bar line at the end of the seventh staff.

2

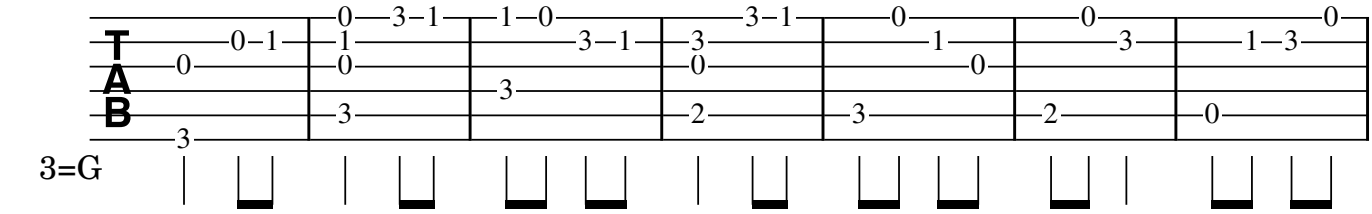
39

A musical score for a single staff, measures 39-47. The staff is in treble clef with a key signature of one flat (B-flat). The music begins with a double bar line and a measure rest for 8 measures. The melody starts in measure 39 with a quarter note G4, followed by quarter notes A4, B4, and C5. Measure 40 contains quarter notes D5, E5, and F5. Measure 41 features a quarter note G5, a quarter rest, and a quarter note F5. Measure 42 has quarter notes E5, D5, and C5. Measure 43 contains quarter notes B4, A4, and G4. Measure 44 has quarter notes F4, E4, and D4. Measure 45 features a quarter note C4, a quarter rest, and a quarter note B3. Measure 46 contains quarter notes A3, G3, and F3. Measure 47 has quarter notes E3, D3, and C3. The piece concludes with a double bar line.

# XXIX

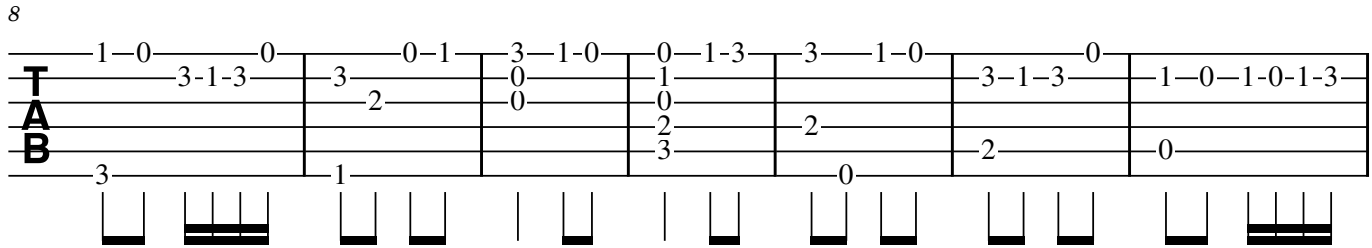
30.12.2021

3=G



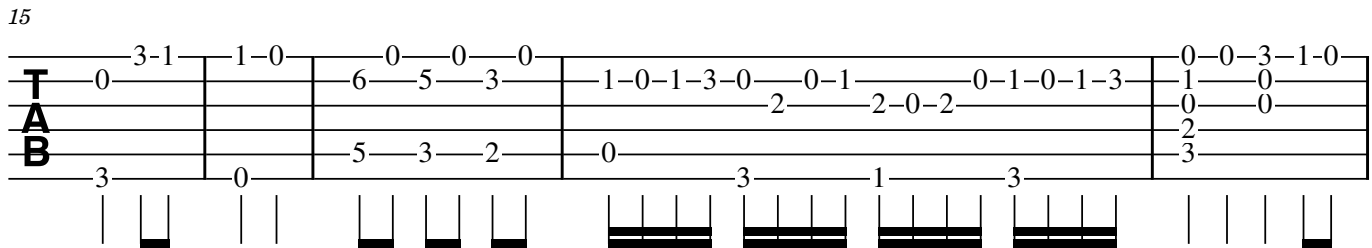
System 1: TAB notation for measures 1-7. The top staff (T) contains fret numbers: 0-0-1, 1-3-1, 1-0, 3-1, 3-1, 0, 0. The middle staff (A) contains: 0, 0, 3, 0, 0, 3, 1-3. The bottom staff (B) contains: 3, 3, 2, 3, 2, 0. Below the staves are vertical bar lines and horizontal lines representing string positions.

8



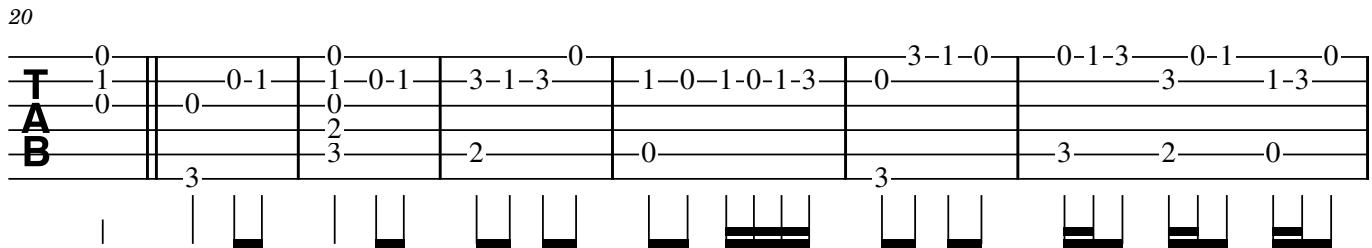
System 2: TAB notation for measures 8-14. The top staff (T) contains: 1-0, 3-1-3, 3-0-1, 0-1-0, 0-1-3, 3-1-0, 0. The middle staff (A) contains: 3, 2, 0, 0, 2, 3-1-3, 1-0-1-0-1-3. The bottom staff (B) contains: 3, 1, 0, 3, 0, 2, 0. Below the staves are vertical bar lines and horizontal lines representing string positions.

15



System 3: TAB notation for measures 15-21. The top staff (T) contains: 3-1, 1-0, 0-0-0-0, 1-0-1-3-0, 0-1, 0-1-0-1-3, 0-0-3-1-0. The middle staff (A) contains: 6-5-3, 2, 2-0-2, 1, 0, 0. The bottom staff (B) contains: 3, 0, 5-3-2, 0, 3, 1, 3, 3. Below the staves are vertical bar lines and horizontal lines representing string positions.

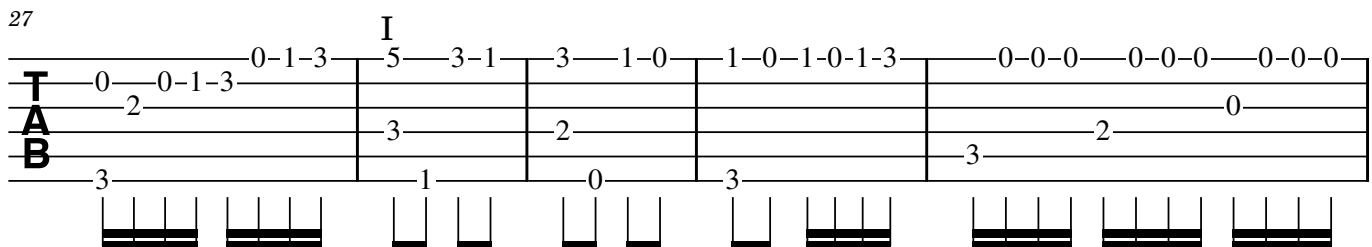
20



System 4: TAB notation for measures 22-26. The top staff (T) contains: 0, 0-1, 0, 1-0-1, 3-1-3, 0, 1-0-1-0-1-3, 0, 3-1-0, 0-1-3, 0-1, 0. The middle staff (A) contains: 0, 0, 2, 2, 0, 3, 3, 2, 0. The bottom staff (B) contains: 3, 3, 2, 0, 3, 3, 2, 0. Below the staves are vertical bar lines and horizontal lines representing string positions.

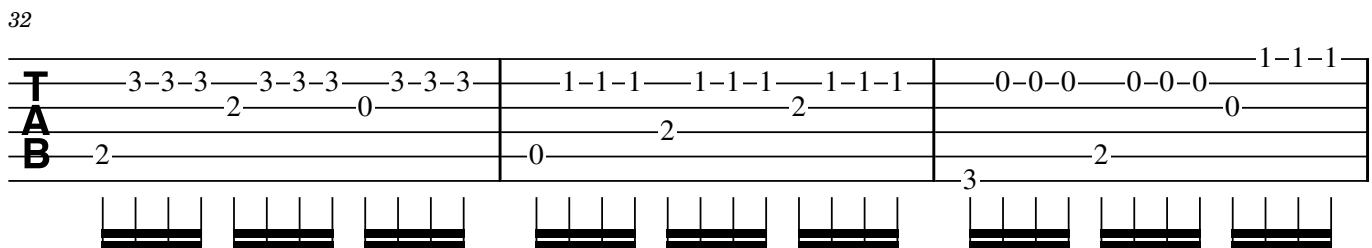
27

I



System 5: TAB notation for measures 27-31. The top staff (T) contains: 0, 0-1-3, 5-3-1, 3-1-0, 1-0-1-0-1-3, 0-0-0, 0-0-0, 0-0-0. The middle staff (A) contains: 2, 3, 2, 3, 2, 0. The bottom staff (B) contains: 3, 1, 0, 3, 3, 2, 0. Below the staves are vertical bar lines and horizontal lines representing string positions.

32



System 6: TAB notation for measures 32-38. The top staff (T) contains: 3-3-3, 3-3-3, 3-3-3, 1-1-1, 1-1-1, 1-1-1, 0-0-0, 0-0-0, 1-1-1. The middle staff (A) contains: 2, 0, 2, 2, 0. The bottom staff (B) contains: 2, 0, 2, 3, 2. Below the staves are vertical bar lines and horizontal lines representing string positions.

2

35

TAB

35 36 37

0-0-0 1-1-1 0-0-0 0-0-0 1-1-1 0-0-0 0-0-0 1-1-1 0-0-0

3 2 0

Detailed description: This block contains three measures of guitar tablature. Measure 35 has fret numbers 0-0-0 on the top string, 1-1-1 on the middle string, and 0-0-0 on the bottom string. Measure 36 has 0-0-0 on the top string, 1-1-1 on the middle string, and 0-0-0 on the bottom string. Measure 37 has 0-0-0 on the top string, 1-1-1 on the middle string, and 0-0-0 on the bottom string. Below the strings are three pairs of horizontal bars representing fretted notes for each measure.

38

TAB

38 39 40

0-2 0-1-3 0-1 1 0 3 0-1-3 0

3 1 3 1

I

Detailed description: This block contains three measures of guitar tablature. Measure 38 has fret numbers 0-2 on the top string, 0-1-3 on the middle string, and 3 on the bottom string. Measure 39 has fret numbers 0-1 on the top string, 1 on the middle string, and 3 on the bottom string. Measure 40 has fret numbers 1 on the top string, 0 on the middle string, and 3 on the bottom string. A bar line labeled 'I' is placed between measures 38 and 39. Below the strings are three pairs of horizontal bars representing fretted notes for each measure.

41

TAB

41 42 43

0-0-0 0-0-0 0-0-0 0-0-0 0-0-0 0-0-0 0 1 0 1 0

3 2 0 0 0 0 1 0 2 3

Detailed description: This block contains three measures of guitar tablature. Measure 41 has fret numbers 0-0-0 on the top string, 0-0-0 on the middle string, and 3 on the bottom string. Measure 42 has fret numbers 0-0-0 on the top string, 0-0-0 on the middle string, and 0 on the bottom string. Measure 43 has fret numbers 0-0-0 on the top string, 0-0-0 on the middle string, and 0 on the bottom string. Below the strings are three pairs of horizontal bars representing fretted notes for each measure.

# XXX

31.12.2021



First musical staff, featuring a treble clef, a key signature of two sharps (F# and C#), and a common time signature (C). The staff contains several measures of music, including chords and single notes, ending with a double bar line. The notation includes various rhythmic values and accidentals.

6



Second musical staff, continuing the composition. It starts with a treble clef, a key signature of two sharps, and a common time signature. The staff contains several measures of music, including chords and single notes, ending with a double bar line. The notation includes various rhythmic values and accidentals.

# XXX

31.12.2021

A guitar tablature consisting of six horizontal staves. The first three staves are labeled 'T', 'A', and 'B' respectively. The tablature is divided into measures by vertical bar lines. The notes are represented by numbers 0-10 on the strings. The first measure contains notes: T(2), A(3), B(4-5-5). The second measure: T(2-1-1-0), A(4-3), B(0). The third measure: T(7), A(9), B(10). The fourth measure: T(10), A(9), B(8). The fifth measure: T(2), A(0), B(1). The sixth measure: T(5-3-7-10-10-8-8), A(0-8-10), B(4-6-7). The seventh measure: T(9-9), A(7-10-9), B(0). Below the staves, there are vertical tick marks and some horizontal bars indicating fingerings or accents.

8

A small guitar tablature snippet consisting of three horizontal staves labeled 'T', 'A', and 'B'. The first staff has a '0' written on it. The staves end with a double bar line.

|

# XXXI

Hellig Tre Kongers-dag 2022

Musical staff 1, measures 1-4. Treble clef, key signature of two sharps (F# and C#), common time signature. Measure 1 starts with a bass clef and the number 8. A double bar line with a repeat sign is above measure 3. Measure 4 ends with a double bar line.

Musical staff 2, measures 5-8. Treble clef, key signature of two sharps. Measure 5 starts with a bass clef and the number 8. Measure 8 ends with a double bar line and a fermata over the final note.

Musical staff 3, measures 9-12. Treble clef, key signature of two sharps. Measure 9 starts with a bass clef and the number 8. Measure 12 ends with a double bar line and a 2/4 time signature.

Musical staff 4, measures 13-16. Treble clef, key signature of two sharps. Measure 13 starts with a bass clef and the number 8. Measure 16 ends with a double bar line and a fermata over the final note.

# XXXI

Hellig Tre Kongers-dag 06.01.2022

♯

System 1: A 6-line guitar TAB system. The top line (treble clef) contains the sequence: 3-2-0 | 2-3-2 | 3-0 | 3-2 | 2-0 | 3-2-2 | 0-2 | 2-3 | 2-3 | 0. The second line (bass clef) contains: 0 | 0-1-3-3 | 0 | 0 | 0 | 0-1-3 | 1-2. The third line (bass clef) contains: 2 | 2 | 2 | 1-2. Vertical bar lines separate the measures. Below the lines are vertical tick marks and horizontal bars representing fretted notes.

5 ♩ = ♩.

System 2: A 6-line guitar TAB system. The top line (treble clef) contains: 1-0 | 0-0-2-3 | 0-2-0-2 | 0-3-2-3 | 0-4-3-2 || 3-2-0 | 3-2-0. The second line (bass clef) contains: 3-1-0-1-3-5 | 0-1-0 | 3-2-3 | 4-3-2 || 2-4 | 2. The third line (bass clef) contains: 0 | 2 | 4 | 2. Vertical bar lines separate the measures. Below the lines are vertical tick marks and horizontal bars representing fretted notes.

9 ♩. = ♩

System 3: A 6-line guitar TAB system. The top line (treble clef) contains: 2-0-0 | 3-3-2 | 0-0-2-0 | 0-3-2 || 2-2-0 | 0-0-3-3 | 0-2-3-2. The second line (bass clef) contains: 0 | 0 | 0 | 0 | 0 | 0 | 0 | 3. The third line (bass clef) contains: 2 | 2-3-2-0 | 3 | 2 | 2 | 2 | 3. Vertical bar lines separate the measures. Below the lines are vertical tick marks and horizontal bars representing fretted notes.

14 VII

System 4: A 6-line guitar TAB system. The top line (treble clef) contains: 2-0-0 | 0-0-2 | 0-0-2 | 7-7-8-9-9-7. The second line (bass clef) contains: 3-3 | 2-3-0-2 | 0-0 | 7-7-8-9-9-7. The third line (bass clef) contains: 3-0 | 3-0-2 | 0-0 | 2-10-9. The fourth line (bass clef) contains: 0 | 0 | 2 | 7. Vertical bar lines separate the measures. Below the lines are vertical tick marks and horizontal bars representing fretted notes.



# XXXII

07.01.2022

Adagio

Musical notation for measures 1-7, Adagio tempo. The key signature is two sharps (F# and C#). The melody is written in a treble clef with a soprano 8va marking. The bass line is written in a bass clef. The tempo is marked Adagio.

8

Allegro

Musical notation for measures 8-14, Allegro tempo. The key signature is two sharps (F# and C#). The melody is written in a treble clef with a soprano 8va marking. The bass line is written in a bass clef. The tempo is marked Allegro.

15

Musical notation for measures 15-21. The key signature is two sharps (F# and C#). The melody is written in a treble clef with a soprano 8va marking. The bass line is written in a bass clef.

22

Adagio

Musical notation for measures 22-28, Adagio tempo. The key signature is two sharps (F# and C#). The melody is written in a treble clef with a soprano 8va marking. The bass line is written in a bass clef. The tempo is marked Adagio. The piece concludes with a double bar line and repeat signs.

# XXXII

07.01.2022

Adagio

Tablature for Adagio section, measures 1-7. The notation is on a six-line staff with 'TAB' written vertically on the left. Fingerings are indicated by numbers 0-5. A pickup note is shown in the first measure. Below the staff are fret markers for each measure.

8

Allegro

Tablature for Allegro section, measures 8-14. The notation is on a six-line staff with 'TAB' written vertically on the left. Fingerings are indicated by numbers 0-5. A double bar line is present between measures 8 and 9. Below the staff are fret markers for each measure.

15

Tablature for section, measures 15-21. The notation is on a six-line staff with 'TAB' written vertically on the left. Fingerings are indicated by numbers 0-5. Below the staff are fret markers for each measure.

22

Adagio

Tablature for Adagio section, measures 22-24. The notation is on a six-line staff with 'TAB' written vertically on the left. Fingerings are indicated by numbers 0-5. A fermata is placed over the first measure. A double bar line is at the end of the section. Below the staff are fret markers for each measure.

# XXXIII

07.01.2022

6=D 8

6

10

# XXXIII

07.01.2022

6=D

2-0 0-2-0 2-0 0 2-2-0  
3-3-3 3-2 3-2-3-3 2-0-2-3 3-3-3  
3-3 3 3 0 3 5 3  
0 0 2 0 0

Diagram: 6 strings, 6 frets. Measure 1: strings 1-3 at fret 2, strings 2-4 at fret 3. Measure 2: strings 1-3 at fret 0, strings 2-4 at fret 2. Measure 3: strings 1-3 at fret 3, strings 2-4 at fret 2. Measure 4: strings 1-3 at fret 2, strings 2-4 at fret 0. Measure 5: strings 1-3 at fret 2, strings 2-4 at fret 0.

6

0-2-3-2 0 0 5 8-7 8-7 0 2 3-2  
2-3-2-3 2 7 8 8 0 3 3-2  
3 5 3 8 0 3 3  
0 0 7 0 0

Diagram: 6 strings, 6 frets. Measure 6: strings 1-3 at fret 0, strings 2-4 at fret 2, strings 5-6 at fret 3. Measure 7: strings 1-3 at fret 0, strings 2-4 at fret 7, strings 5-6 at fret 8. Measure 8: strings 1-3 at fret 2, strings 2-4 at fret 0, strings 5-6 at fret 0.

10

0 2 0 2 3 0 2 3 0 2 3  
3 3 3 2 0 2 3 3  
0 0 0 0

Diagram: 6 strings, 6 frets. Measure 9: strings 1-3 at fret 0, strings 2-4 at fret 3, strings 5-6 at fret 0. Measure 10: strings 1-3 at fret 2, strings 2-4 at fret 3, strings 5-6 at fret 0.

# XXXIV

10.12.2021

Musical notation for measures 1-6. The piece is in G major (one sharp) and 8/8 time. The notation features a treble clef and a bass clef. Measure 1 starts with a treble clef and a bass clef. Measures 2-6 contain various rhythmic patterns, including eighth and sixteenth notes, and triplets. A '3' is written above the first triplet in measure 5 and below the second and third triplets in measure 6.

Musical notation for measures 7-14. The notation continues with a treble clef and a bass clef. Measure 7 starts with a treble clef and a bass clef. Measures 8-14 contain various rhythmic patterns, including eighth and sixteenth notes, and triplets. A '3' is written above the first triplet in measure 11 and below the second and third triplets in measure 12.

Musical notation for measures 15-18. The notation continues with a treble clef and a bass clef. Measure 15 starts with a treble clef and a bass clef. Measures 16-18 contain various rhythmic patterns, including eighth and sixteenth notes, and triplets. A '3' is written above the first triplet in measure 17 and below the second and third triplets in measure 18.

Musical notation for measures 19-26. The notation continues with a treble clef and a bass clef. Measure 19 starts with a treble clef and a bass clef. Measures 20-26 contain various rhythmic patterns, including eighth and sixteenth notes, and triplets. A '3' is written above the first triplet in measure 21 and below the second and third triplets in measure 22.

# XXXIV

10.12.2021

First system of guitar tablature. It consists of six staves. The top staff is labeled 'TAB' vertically. Fret numbers are written above the staves: 7-5, 0, 3-2, 3-2-0, 2-3, 0-2-3, 0-2-4-5, 4-2-0, 2-4. The bottom staff has rhythmic notation: vertical lines, stems, and three triplets marked with a '3' and a bracket. A double bar line is at the end.

7 II

Second system of guitar tablature, starting at measure 7. It consists of six staves. The top staff is labeled 'TAB' vertically. Fret numbers are written above the staves: 5-4-2, 4-5, 5-7, 7-5, 8-7, 5-7, 2-0, 2-0-2-3, 0-2-4-5. The bottom staff has rhythmic notation: stems, vertical lines, and two double bar lines at the end.

16 II


Third system of guitar tablature, starting at measure 16. It consists of six staves. The top staff is labeled 'TAB' vertically. Fret numbers are written above the staves: 5-4, 4-2, 0, 3-2, 3-2-3, 2-0-2-3, 0-2-3, 0-2-2. The bottom staff has rhythmic notation: stems, vertical lines, and several double bar lines at the end.

20

Fourth system of guitar tablature, starting at measure 20. It consists of six staves. The top staff is labeled 'TAB' vertically. Fret numbers are written above the staves: 2-7-5, 7, 7, 8, 9, 9, 7. The bottom staff has rhythmic notation: vertical lines and a double bar line at the end.

# XXXV

21.12.2021



# XXXV

21.12.2021

A guitar tablature system consisting of two staves: 'TAB' and 'B'. The TAB staff has five lines with fret numbers. The B staff has five lines with fret numbers. The music is divided into five measures. The first measure has fret numbers 7, 7, 5, 8 on the TAB staff and 7 on the B staff. The second measure has 8, 7, 0, 7, 7 on the TAB staff and 7 on the B staff. The third measure has 5, 3, 0, 2 on the TAB staff and 6 on the B staff. The fourth measure has 2, 0, 2 on the TAB staff and 2 on the B staff. The fifth measure has 2, 0, 3 on the TAB staff and 2 on the B staff. There are vertical bar lines between measures and horizontal lines connecting notes across strings.

A guitar tablature system with two staves: 'TAB' and 'B'. The TAB staff has five lines with fret numbers. The B staff has five lines with fret numbers. The system starts with the number '7' above the first measure. The first measure has fret numbers 0-0-2-3-2 on the TAB staff and 4-5 on the B staff. The second measure has 2-0-0 on the TAB staff and 4-3-3-2-3 on the B staff. The third measure has 0-2 on the TAB staff and 0-2-3 on the B staff. The fourth measure has 2-0 on the TAB staff and 3-2 on the B staff. The fifth measure has 2-0 on the TAB staff and 0-3-2 on the B staff. There are vertical bar lines between measures and horizontal lines connecting notes across strings. A double bar line is present at the end of the system.

A guitar tablature system with two staves: 'TAB' and 'B'. The TAB staff has five lines with fret numbers. The B staff has five lines with fret numbers. The system starts with the number '11' above the first measure. The first measure has fret numbers 2, 7, 7 on the TAB staff and 2, 7 on the B staff. The second measure has H5 on the TAB staff and 0 on the B staff. The third measure has H4 on the TAB staff and 0 on the B staff. There are vertical bar lines between measures and horizontal lines connecting notes across strings. A double bar line is present at the end of the system.



# XXXVI

21.12.2021

Musical staff 1, measures 1-7. The staff is in treble clef with a key signature of three sharps (F#, C#, G#) and a common time signature (C). The music features a melody in the upper voice and a bass line in the lower voice. A fermata is placed over the final note of the first measure. A flat (b) is placed above the second measure, and another flat (b) is placed above the eighth measure.

Musical staff 2, measures 8-14. The staff continues the melody and bass line from the previous staff. A fermata is placed over the final note of the first measure. A flat (b) is placed above the eighth measure, and another flat (b) is placed above the thirteenth measure.

Musical staff 3, measures 15-21. The staff continues the melody and bass line. A flat (b) is placed above the eighth measure, and another flat (b) is placed above the thirteenth measure.

Musical staff 4, measures 22-28. The staff continues the melody and bass line. A fermata is placed over the final note of the first measure. The piece concludes with a double bar line.

# XXXVI

21.12.2021

0-7-12 | 12-11-9 | 12-10-9 | 10-3 | 2-0 | 2-0-2 | 0 | 3  
TAB 4 | 11 | 11 | 9-2 | 4 | 3 | 4-3-2 | 0 | 3  
B 0 | | 11 | 9-2 | 4 | 0 | 4 | 2 | 2-3-2

9

2-0 | 5-7 | 9-10-9 | 10 | 9-10 | 3 | 3-2-0 | 0 | 0  
TAB 4 | 7-9 | 10 | 0 0 | 8 | 0-2-3 | 3-2 | 4 | 4-3-1  
B 4 | 0 | 0 | 9 | 8-9 | 2 | | 2 | 3

17



0 | 2-5-3-2 | 0 | 2-0 | 1/2V 0-4-5 | 5  
TAB 3 | 3-7-5-3 | 2 | 3-3-2-3 | 2 | 3-0-2-3 | 2-3-2 | 3 | 6-5  
B 2 | 0 | 0 | 2 | 2 | 0 | 0 | 0

24

V 5 | 7 | 9  
TAB 6 | 5 | 5  
B 7 | 7 | 7 | 5

# XXXVII

21.01.2022



# XXXVII

21.01.2022

0-2-3 | 7-5 | 3-2 | 0 | 0-2-3 | 7-5 | 3-2 | 0 | 0-2 | 0

8-7 | 5-3 | 2 | 8-7 | 5-3 | 2 | 3 | 4-3

0 | 0 | 0 | 0 | 2 | 4

11

2-0-2 | 3-2 | 3-2 | 2-0 | 0 | 3-2 | 2-0 | 2-2-0 | 0 | 7-5

3 | 0 | 0 | 3 | 3-2-3 | 0 | 0 | 3-2-3-2 | 0 | 8-7

0 | 2 | 2 | 0 | 2 | 2 | 0

19

3 | 2 | 0 | 2 | 2

5 | 3 | 3 | 3 | 3

4 | 3 | 3 | 3 | 3

0 | 0 | 0 | 0 | 0

# XXXVIII

22.01.2022

Musical notation for the first system, featuring a treble clef, a key signature of two sharps (F# and C#), and a common time signature. The notation includes a melodic line and a bass line with chords. A chord symbol 'H5' is placed above the staff at the beginning of the second measure.

Musical notation for the second system, starting with a measure number '7' above the staff. It continues with a treble clef, two sharps key signature, and common time. The notation includes a melodic line and a bass line with chords. Chord symbols 'H7', 'H5', and 'H4' are placed above the staff at various points.

# XXXVIII

22.01.2022

Guitar TAB for XXXVIII, measures 1-6. The notation is as follows:

| Measure  | 1   | 2   | 3   | 4     | 5    | 6     |
|----------|-----|-----|-----|-------|------|-------|
| String 1 | 7-0 | 7-8 | 7-8 | 10-10 | 3-10 | 0-2   |
| String 2 | 0-0 | 0-0 | 0-0 | 0-0   | 0-1  | 0-0   |
| String 3 | 9-9 | 9-9 | 2-2 | 2-2   | 1-1  | 1-0   |
| String 4 |     |     |     |       | 2-2  | 3-2   |
| String 5 |     |     |     |       |      | 0-0   |
| String 6 |     |     |     |       |      | 4-2-3 |

Accents: H5 (measure 2), 2 (measure 3), 0 (measure 4), 0 (measure 5), 0 (measure 6), 4 (measure 6).

Guitar TAB for XXXVIII, measures 7-10. The notation is as follows:

| Measure  | 7   | 8   | 9   | 10  |     |     |     |     |     |     |     |     |     |
|----------|-----|-----|-----|-----|-----|-----|-----|-----|-----|-----|-----|-----|-----|
| String 1 | 2-0 | 3-3 | 2-2 | 3-2 | 0-0 | 0-2 | 4-4 | 4-0 | H7  | H5  | H4  | 0-0 | 0-0 |
| String 2 | 3-3 | 3-3 | 2-2 | 3-4 | 2-4 | 0-0 | 0-0 | 0-0 | 0-0 | 0-0 | 0-0 | 0-0 | 0-0 |
| String 3 |     |     |     | 4-4 | 4-4 | 0-0 | 0-0 | 0-0 | 0-0 | 0-0 | 0-0 | 0-0 | 0-0 |
| String 4 |     |     |     |     |     | 2-2 | 2-2 | 0-0 | 3-3 | 0-0 | 0-0 | 2-2 | 2-2 |
| String 5 |     |     |     |     |     | 0-0 | 0-0 | 2-2 | 0-0 | 0-0 | 0-0 | 0-0 | 0-0 |
| String 6 |     |     |     |     |     |     |     |     |     |     |     |     |     |

Accents: H7 (measure 10), H5 (measure 10), H4 (measure 10).

# XXXIX

25.01.2022

Musical staff 1: Treble clef, key signature of two sharps (F# and C#), 8/8 time signature. The staff contains a sequence of notes and rests, including a triplet of eighth notes in the final measure.

Musical staff 2: Treble clef, key signature of two sharps, 8/8 time signature. The staff contains a sequence of notes and rests, including two triplet markings over eighth notes in the third and fourth measures.

Musical staff 3: Treble clef, key signature of two sharps, 8/8 time signature. The staff contains a sequence of notes and rests, including multiple triplet markings over eighth notes throughout the staff.

Musical staff 4: Treble clef, key signature of two sharps, 8/8 time signature. The staff contains a sequence of notes and rests, including three triplet markings over eighth notes in the final three measures.

Musical staff 5: Treble clef, key signature of two sharps, 8/8 time signature. The staff contains a sequence of notes and rests, including a triplet marking over eighth notes in the final measure.

# XXXIX

25.01.2022

II

Measure 1: 2 3 | 7 5 3 | 3 | 0 2 3 2 | 2 3 | 2 3 | 0 | 4 3 2 | 2 0 0 2 3 |

Measure 2: 0 | 0 | 2 | 1 2 | 1 2 | 4 | 0 |

Measure 3: | | | 2 | 3 | | | | 4 | | |

Measure 4: | | | | | | | | | | | | | | |

Measure 5: | | | | | | | | | | | | | | |

Measure 6: | | | | | | | | | | | | | | |

Measure 7: | | | | | | | | | | | | | | |

Measure 8: | | | | | | | | | | | | | | |

9

Measure 9: 0 0 2 | 3 2 3 | 0 0 2 3 2 3 | 0 2 5 | 5 | 8 7 | 8 7 0 0 | 7 3 3 2 0 |

Measure 10: 3 3 | 3 2 3 | 0 | 3 7 | 8 | 7 | 7 | 4 |

Measure 11: 4 | 2 | 4 0 | 0 | 0 | 7 |

Measure 12: | | | 3 | 3 | | | | 3 | 3 | 3 |

Measure 13: | | | | | | | | | | | | | | |

Measure 14: | | | | | | | | | | | | | | |

15

Measure 15: 0 | 3 1 | 3 1 0 | 1 3 | 3 | 0 2 0 2 3 | 3 8 7 7 | 0 3 2 3 | 3 2 2 0 |

Measure 16: 4 3 1 | 3 1 0 | 1 3 | 3 | 0 | 0 | 3 2 3 | 3 2 2 4 |

Measure 17: 3 | 2 | 0 | 2 | 7 | 2 |

Measure 18: | | | 3 | 3 | 3 | | | | | | | | | | |

Measure 19: | | | | | | | | | | | | | | |

20

Measure 20: 0 | 2 2 0 | 0 3 2 3 2 0 2 | 0 2 2 3 | 0 2 |

Measure 21: 5 3 1 3 1 0 1 0 | 0 | 0 | 1 | 0 | 0 | 0 | 0 |

Measure 22: 4 | 2 | | | | | | | | | | | | | | |

Measure 23: | | | 3 | 3 | 3 | | | | | | | | | | |

Measure 24: | | | | | | | | | | | | | | |



# XL

02.02.2022

The first system of musical notation consists of a single staff in treble clef with a key signature of one sharp (F#). The music begins with a bass clef and a '3' below it, indicating a triplet. The melody is composed of eighth and quarter notes, with some notes beamed together. The bass line features a mix of quarter and eighth notes. The system concludes with a double bar line and the label 'Harm12' above the staff.

The second system of musical notation continues on a single staff in treble clef with a key signature of one sharp (F#). It starts with a bass clef and an '8' below it. The melody is primarily eighth notes, some beamed in pairs. The bass line consists of quarter notes. The system ends with a double bar line and the label 'Harm12' above the staff.

# XL

02.02.2022

0-2 3-7 7-12 12-14 14-12 1-2-3 3 Harm12

**T** 0 1 0 10 0 0 0-1-0 1-0-1 0

**A** 2 0 6 11 0 0 2 3 3

**B** 1 0 0 13 0 0 0 0 0

2 3-2

10 ♪ Harm12

**T** 1-0-1-3 0-2-3 0 2 2

**A** 1-0-1-3 0-2-3 0 0 1-0 0

**B** 0 0 0 2 1

# XLI

"Menneskene ser gjerningene, men Gud ser hjertene, og han alene er rett dommer"

06.02.2022

Musical notation for the first system, measures 1-6. The key signature is two sharps (F# and C#). The notation includes a treble clef, a common time signature, and a bass clef. The melody is written in the treble clef, and the accompaniment is in the bass clef. There are upward-pointing arrows above the melody notes. A dynamic marking 'p' is present at the beginning. A rehearsal mark 'H12' is located above the final measure of this system.

Musical notation for the second system, measures 7-12. The key signature is two sharps. The notation includes a treble clef, a common time signature, and a bass clef. The melody continues in the treble clef, and the accompaniment is in the bass clef. Rehearsal marks 'H7', 'H5', 'H5 H4', and 'H7 H5 H4' are placed above the corresponding measures.

Musical notation for the third system, measure 13. The key signature is two sharps. The notation includes a treble clef, a common time signature, and a bass clef. A rehearsal mark 'H3' is placed above the measure. The melody is written in the treble clef, and the accompaniment is in the bass clef.

# XLI

"Menneskene ser gjerningene, men Gud ser hjertene, og han alene er rett dommer"

06.02.2022

Tablature for measures 1-7. The strings are labeled TAB. Measure 1: 2-7, 0-0, 0-0, 0-0, 6-7. Measure 2: 7-10, 0-0, 0-0, 0-0, 7. Measure 3: 10-12, 0-0, 0-0, 9-0, 7. Measure 4: 12-10, 10-0, 11-0, 0-0, 7. Measure 5: 9-0, 0-0, 0-0, 8-9, 7. Measure 6: H12, 0-0, 0-0, 2-4, 2. Measure 7: 0-7, 0-6, 2-10, 9-7.


8

Tablature for measures 8-11. The strings are labeled TAB. Measure 8: H7 H5, 2-0, 1-0, 2-0. Measure 9: 0-2-2-2, 0-2-3, 0-0-0, 0-1-0. Measure 10: H5 H4, 2-0, 1-0, 2-0. Measure 11: 10-9-8, 8-7-6, 9-8-7, 2-0, H7 H5 H4 H3, 0-0-0, 0-0.

# XLII

"Og da du således er kommet til verden i sorg,  
skal du ha navnet Tristan"

08.02.2022





# XLIII

08.02.2022

Musical staff 1: Treble clef, key signature of three sharps (F#, C#, G#), 8/8 time signature. The staff contains a sequence of notes and rests, including a triplet of eighth notes in the final measure.

Musical staff 2: Treble clef, key signature of three sharps, 8/8 time signature. The staff contains a sequence of notes and rests, including several triplet markings (the number '3') above groups of eighth notes.

Musical staff 3: Treble clef, key signature of three sharps, 8/8 time signature. The staff contains a sequence of notes and rests, including a double bar line and a measure with a dotted quarter note followed by an eighth note.

Musical staff 4: Treble clef, key signature of three sharps, 8/8 time signature. The staff contains a sequence of notes and rests, including a double bar line and a measure with a dotted quarter note followed by an eighth note.

Musical staff 5: Treble clef, key signature of three sharps, 8/8 time signature. The staff contains a sequence of notes and rests, including a double bar line and a final measure with a whole note chord.

# XLIII

08.02.2022

7

7 5 7 7 8 10 8 | 10 12 | 8 7 0 | 2 2 0 | 2 0 2 3 | 0 2 3 2 | 2 2 0 |

0 | 9 10 | 7 | 0 | 3 | 3 | 3 |

0 | | | 0 | | | 0 | | | 0 | | | 0 |

Diagram showing fret positions and string numbers for measures 7-12.

7

0 0 2 | 3 0 1 3 | 3 3 2 | 3 0 2 0 | 0 2 3 3 2 0 | 2 0 0 |

3 | 2 | 2 | 2 0 | 3 | 2 | 0 | 4 |

3 3 3 3 3 3

Diagram showing fret positions and string numbers for measures 13-18, including triplet markings.

13

$\text{♩} = \text{♩}$

3 0 2 | 2 3 2 | 0 3 2 | 3 0 3 | 2 0 2 3 | 0 2 | 2 3 2 | 5 3 |

0 1 3 | 3 5 7 | 0 | 4 | 2 | 0 | 0 | 4 2 |

2 | 2 3 5 | 0 | 4 | 2 | 0 | 0 | 4 2 |

Diagram showing fret positions and string numbers for measures 19-24, including a repeat sign and a fermata.

21

$\text{♩} = \text{♩}$

0 2 0 | 3 2 | 0 2 3 | 2 0 2 3 | 0 2 | 2 2 0 | 0 0 2 | 0 3 2 | 3 |

2 0 | 0 | 3 | 3 | 2 0 2 | 4 3 2 | 0 |

4 | 2 0 | 0 | 0 | 0 | 4 | 2 0 | 2 3 |

Diagram showing fret positions and string numbers for measures 25-30, including a repeat sign and a fermata.

29

2 0 2 3 2 0 | 3 0 2 | 2 0 2 | 2 0 2 |

0 | 0 | 0 | 0 |

2 | 2 3 2 0 | 2 |

Diagram showing fret positions and string numbers for measures 31-34.



# XLIV

11.02.2022

Musical staff 1: Treble clef, key signature of three sharps (F#, C#, G#), 8/8 time signature. The staff contains a sequence of notes and rests, including a double bar line and a fermata over a final chord.

Musical staff 2: Treble clef, key signature of three sharps, 8/8 time signature. The staff contains a sequence of notes and rests, including a double bar line and a fermata over a final chord.

Musical staff 3: Treble clef, key signature of three sharps, 8/8 time signature. The staff contains a sequence of notes and rests, including a double bar line and a fermata over a final chord.

Musical staff 4: Treble clef, key signature of three sharps, 8/8 time signature. The staff contains a sequence of notes and rests, including a double bar line and a fermata over a final chord.

Musical staff 5: Treble clef, key signature of three sharps, 8/8 time signature. The staff contains a sequence of notes and rests, including a double bar line and a fermata over a final chord.

# XLIV

11.02.2022

♯

System 1: TAB notation for measures 1-7. The top staff (TAB) contains fret numbers: 0-2-2-0, 0-3-3, 0-3-3, 2-0, 0-2-3-2, 2-0, 2-3, 2-0, 2-0-5, 3-2-7-8-7. The middle staff (TAB) contains fret numbers: 0, 0, 0, 0, 3, 5, 3. The bottom staff (TAB) contains fret numbers: 2, 2, 1-2, 3. Vertical bar lines indicate measure boundaries. A sharp sign (♯) is positioned above the first measure.

8

System 2: TAB notation for measures 8-13. The top staff (TAB) contains fret numbers: 8-7-0, 7-3, 3-2-3-2-3-0, 3-2-0, 0, 0-2-3, 0-2-3, 0. The middle staff (TAB) contains fret numbers: 0, 5, 2, 4, 1-3-1, 3-1-0, 1-0-1-3. The bottom staff (TAB) contains fret numbers: 7, 0, 2, 2, 2, 0. Vertical bar lines indicate measure boundaries. A sharp sign (♯) is positioned above the eighth measure.

14

System 3: TAB notation for measures 14-17. The top staff (TAB) contains fret numbers: 2-3-2-0, 0-2-3-2-3, 0-0-2, 3-2-0-2-0, 3-5-3-2-3, 0. The middle staff (TAB) contains fret numbers: 0-0-3-3-2, 0-2-3-2-3, 3, 0, 0, 0. The bottom staff (TAB) contains fret numbers: 2, 2, 2, 0, 2, 2, 0, 0, 2, 0. Vertical bar lines indicate measure boundaries. A dotted quarter note followed by an eighth note (♩ = ♪) is positioned above the first measure.

18

System 4: TAB notation for measures 18-20. The top staff (TAB) contains fret numbers: 2-0-3-0, 0-3-2-3, 0-2-3-2-3, 0, 2, 2. The middle staff (TAB) contains fret numbers: 0, 0, 3, 0, 3, 0, 0, 0. The bottom staff (TAB) contains fret numbers: 1, 2, 1, 2. Vertical bar lines indicate measure boundaries. A dotted quarter note followed by an eighth note (♩ = ♪) is positioned above the first measure. A sharp sign (♯) is positioned above the final measure.

# XLV

13.02.2022

3=G 8

7

Dolce

H12 H12

15

H7 H12

22

# XLV

13.02.2022

3=G

First system of guitar tablature. The staff consists of three lines: the top line is labeled 'T', the middle 'A', and the bottom 'B'. The notes are: 3-5-3 (T), 0 (A), 9 (B) | 2-3-5 (T), 0 (A), 9 (B) | 7-10-10-8-7 (T), 0 (A), 0 (B) | 8-7 (T), 10-8 (A), 9 (B) | 10-8-7 (T), 7 (A), 0 (B) | 0-2 (T), 3 (A), 5 (B) | 2-3-5 (T), 3 (A), 5 (B). The fretboard diagram below shows the positions for these notes on the strings.

7

Second system of guitar tablature. The staff consists of three lines: the top line is labeled 'T', the middle 'A', and the bottom 'B'. The notes are: 7 (T), 0 (A), 4 (B) | 5-7-8 (T), 4 (A), 4 (B) | 5 (T), 3-5 (A), 4 (B) | 2 (T), 2-0 (A), 4 (B) | 3 (T), 3 (A), 2 (B) | 0-2-4 (T), 5 (A), 4 (B) | 4-5 (T), 0 (A), 9 (B) | 2 (T), 3-7 (A), 9 (B) | 10 (T), 0 (A), 9 (B) | 10 (T), 10 (A), 0 (B). The system includes the instruction 'Dolce' above the 5th measure and 'H12' above the 8th and 10th measures. The fretboard diagram below shows the positions for these notes.

15

Third system of guitar tablature. The staff consists of three lines: the top line is labeled 'T', the middle 'A', and the bottom 'B'. The notes are: 0-2-3-2 (T), 0 (A), 8 (B) | 2-0 (T), 8-9 (A), 8 (B) | 0 (T), 9-7-5 (A), 7 (B) | 0 (T), 5-2-4 (A), 7 (B) | 2-2-3 (T), 0 (A), 7 (B) | 3-7-7-10 (T), 0 (A), 7 (B) | 3 (T), 0-0-0 (A), 2 (B) | 0-0-0 (T), 0 (A), 3 (B) | 0-0-0 (T), 0 (A), 3 (B). The system includes the instruction '(H7)' above the first measure and '(H12)' above the fifth measure. The fretboard diagram below shows the positions for these notes.

# XLVI

14.02.2022

Musical staff 1: Treble clef, key signature of three sharps (F#, C#, G#), 8/8 time signature. The staff contains a sequence of chords and eighth notes, starting with a treble clef and a key signature of three sharps (F#, C#, G#). The time signature is 8/8. The music consists of a series of chords and eighth notes, primarily in the treble clef, with some bass clef notes in the lower register.

Musical staff 2: Treble clef, key signature of three sharps (F#, C#, G#), 8/8 time signature. The staff contains a sequence of chords and eighth notes, including triplets. The staff contains a sequence of chords and eighth notes, including triplets. The time signature is 8/8. The music consists of a series of chords and eighth notes, primarily in the treble clef, with some bass clef notes in the lower register. There are two triplet markings (3) over eighth notes.

Musical staff 3: Treble clef, key signature of three sharps (F#, C#, G#), 8/8 time signature. The staff contains a sequence of chords and eighth notes, including triplets. The staff contains a sequence of chords and eighth notes, including triplets. The time signature is 8/8. The music consists of a series of chords and eighth notes, primarily in the treble clef, with some bass clef notes in the lower register. There is one triplet marking (3) over eighth notes.

Musical staff 4: Treble clef, key signature of three sharps (F#, C#, G#), 8/8 time signature. The staff contains a sequence of chords and eighth notes, including triplets. The staff contains a sequence of chords and eighth notes, including triplets. The time signature is 8/8. The music consists of a series of chords and eighth notes, primarily in the treble clef, with some bass clef notes in the lower register. There are six triplet markings (3) over eighth notes.

Musical staff 5: Treble clef, key signature of three sharps (F#, C#, G#), 8/8 time signature. The staff contains a sequence of chords and eighth notes, including triplets. The staff contains a sequence of chords and eighth notes, including triplets. The time signature is 8/8. The music consists of a series of chords and eighth notes, primarily in the treble clef, with some bass clef notes in the lower register. There are three triplet markings (3) over eighth notes.

# XLVI

14.02.2022

2 0 3 3 2 0 0 4 3 2 2 0 2 2 4 5 7 9 7 5 4  
3 3 2 0 4 3 2 2 0 2 3 3 3 5 5 2 2  
0 4 2 4 0 0 0 7 5 4 2  
4 4 0 0 0 5 7 2

10

2 0 0 0 0 2 4 5 0 2 4 5 7 4 5 2 0 0 2  
3 3 4 3 2 3 2 0 2 3 4 0 2 0 4 4  
3 0 0 2 4 2 4 0 2 2 4 2  
0 4 2 0 2 0 2 2

18

2 2 4 0 2 0 5 4 4 2 0 0 2 2 0 0 0 2 0  
4 5 2 2 4 5 7 5 4 0 4 2 0 0 4 2 4 2 4 4  
4 4 3 4 6 2 0 0 0 0 0 0 0 0 0 0 0 0 0 0  
0 0 0 0 0 0 0 0 0 0 0 0 0 0 0 0 0 0 0 0

26

4 2 0 2 4 5 7 6 4 2 2 0 0 0 2 0 0 2  
5 4 4 4 0 0 3 2 3 2 0 0 2 2 3 4 0 2  
6 4 0 0 3 3 0 3 0 3 3 5 5 5 5 5 5 5  
4 6 2 2 0 4 2 0 0 0 0 0 0 0 0 0 0 0

32

0 0 2 4 2 5 4  
2 0 2 3 0 2 4 0 4  
0 0 0 0 0 0 0 0 0 0 0 0 0 0 0 0 0 0

# XLVII

15.02.2022

3=G  
8

7

13

18

H12

# XLVII

15.02.2022

3=G

3-5 | 7-7-8-7-5 | 7-5 | 8-7 | 8-7 | 0 | 2-3-5-7-8 | 3-2-0 | 2-0-1

0-8-5 | 0-5 | 0 | 0 | 0 | 0 | 0 | 0

0 | 0 | 0 | 7 | 0 | 2 | 2

3=G

Diagram 1: 3=G

Diagram 2: |

Diagram 3: |

Diagram 4: |

Diagram 5: |

Diagram 6: |

Diagram 7: |

Diagram 8: |

Diagram 9: |

Diagram 10: |

Diagram 11: |

Diagram 12: |

8

1-0 | 0-2-0 | 4-5-4 | 9-10-7-5-4 | 4-2-3-5 | 7-7-8-7-5

4-2 | 4 | 3-2 | 2 | 2 | 2 | 0-8-5

0 | 4 | 0 | 4 | 7-9-6 | 2 | 0-5

0 | 4 | 0 | 4 | 2 | 2

Diagram 1: |

Diagram 2: |

Diagram 3: |

Diagram 4: |

Diagram 5: |

Diagram 6: |

Diagram 7: |

Diagram 8: |

Diagram 9: |

Diagram 10: |

Diagram 11: |

Diagram 12: |

15

7-5 | 8-7 | 8-7 | 0 | 2-3-5-7-8 | 7-7-5 | 0-0

0 | 0 | 0 | 0 | 0 | 5-7-8-7 | 7-9

7 | 7 | 0

0

H12

Diagram 1: |

Diagram 2: |

Diagram 3: |

Diagram 4: |

Diagram 5: |

Diagram 6: |

Diagram 7: |

Diagram 8: |

Diagram 9: |

Diagram 10: |



Diagram 11: |

Diagram 12: |



# XLVIII

16.02.2022



# XLVIII

16.02.2022

7

Measure 7: TAB lines show fret numbers 5, 7, 5, 7, 8, 7, 0, 3, 0, 12-10, 8, 7, 0, 7, 5, 0. The B string has fret numbers 7, 0, 2, 7, 5. A bar line is present after the 5th fret on the B string. A bracket labeled 'H12' spans the 12th fret on the top string.

7

Measure 7: TAB lines show fret numbers 5, 3, 0, 1, 0, 1, 4, 3, 1, 1, 0, 1, 0, 0, 3, 1, 3, 3, 1, 3, 3, 2, 0, 4, 0, 3, 1, 0, 0-7-10-8-7, 10. A bar line is present after the 4th fret on the B string. A bracket labeled 'I' spans the 10th fret on the top string.

14

Measure 14: TAB lines show fret numbers 10, 7, 5, 4, 5, 4, 4, 5, 8, 6, 0, 6, 5, 0, 5, 3, 0, 0, 1, 0, 1, 0, 3, 1, 8, 0, 5, 3, 2, 0, 4. A bar line is present after the 8th fret on the B string.

20

Measure 20: TAB lines show fret numbers 0, 3, 0, 1, 3, 1, 0, 3, 1, 0, 3, 0, 1, 0, 1, 0, 3, 1, 3, 2, 0, 0. A bar line is present after the 10th fret on the B string.

# XLIX

17.02.2022

Musical staff 1, starting at measure 8. The key signature is three sharps (F#, C#, G#). The staff contains a sequence of chords and melodic lines. A first ending bracket is present over the final two measures of this system.

Musical staff 2, starting at measure 8. The key signature is three sharps (F#, C#, G#). The staff contains a sequence of chords and melodic lines. A first ending bracket is present over the final two measures of this system.

Musical staff 3, starting at measure 16. The key signature is three sharps (F#, C#, G#). The staff contains a sequence of chords and melodic lines.

Musical staff 4, starting at measure 24. The key signature is three sharps (F#, C#, G#). The staff contains a sequence of chords and melodic lines. A first ending bracket is present over the final two measures of this system.

# XLIX

17.02.2022

IV

Measure 10: A guitar TAB with three staves. The top staff has fret numbers: 7-7, 7-6-4, 6-2, 4-2-0, 4-4, 2-2, 0-2-4-2, 4-4, 2-0, 4-2-0. The middle staff has: 4, 4-0, 4-0, 0-4, 5, 4, 2, 0, 4, 5. The bottom staff has: 6, 6, 6-2, 2, 2, 2, 2, 2, 2, 5. Vertical bar lines are present. Below the staves are rhythmic flags and stems.

10

$\bullet = \bullet$

II

Measure 11: A guitar TAB with three staves. The top staff has fret numbers: 4-7, 6-2, 0, 0-4, 5-4-2, 4, 2-6, 7-5-4, 5-4-2. The middle staff has: 0-4, 4-0, 4-2-4, 4-2-0, 0-4, 2, 2-6, 0, 0. The bottom staff has: 2-6, 6-2, 4, 2, 4, 4, 4, 4, 4, 0. Vertical bar lines are present. Above the staves are rhythmic flags and stems. A double bar line is present after the first four notes.

19

$\bullet = \bullet$

Measure 19: A guitar TAB with three staves. The top staff has fret numbers: 4-2-0, 2, 2-0, 0, 4-4-2, 4-2, 0-0-2-4-2-0, 0-2-4, 4. The middle staff has: 0, 0, 0, 4, 0, 0, 4, 4, 0, 0. The bottom staff has: 2, 2, 2, 2, 2, 2, 4, 2. Vertical bar lines are present. Above the staves are rhythmic flags and stems. A double bar line is present at the end of the measure.

L  
Barndomsminne: Ankomst Gården

18.02.2022

The first system of musical notation is written on a single staff in treble clef with a key signature of three sharps (F#, C#, G#). It begins with a bass clef symbol and the number '8' below it. The melody consists of several measures, including a triplet of eighth notes. Fingering is indicated by 'H12' above the first measure, 'H7' above the second measure, and 'H12' above the final measure. The system concludes with a double bar line.

The second system of musical notation continues on the same staff. It starts with a treble clef, a key signature of three sharps, and the number '7' above the staff. A bass clef symbol and the number '8' are positioned below the staff. The melody features several triplet markings above groups of notes. Fingering is indicated by 'H12' above the final measure. The system ends with a double bar line.

# L

## Barndomsminne: Ankomst Gården

18.02.2022

7-10 (H12) 14-12 (H7) 10-9-7 9-7 H12 0

8-12 | 14-12 | 10-9-7 | 9-7 | 12 | 3-2-0 | 2-3-0-2-3-0-2-3

(0) (0) 11 0 2 0

3 3 3

Detailed description: This is a guitar tablature system. It consists of six horizontal lines representing the strings. The top line (treble clef) has fret numbers: 7-10, 14-12, 10-9-7, 9-7, 12, 3-2-0, 2-3-0-2-3-0-2-3. Above the first two measures are harmonic markings (H12) and (H7). Above the fifth measure is H12. Above the seventh measure is 0. The second line (middle C) has fret numbers: (0), (0), 11, 0, 2, 0. The third line (bass clef) has fret numbers: (0), (0), 11, 0, 2, 0. Below the strings are vertical bar lines indicating fret positions. Some frets have thick black bars below them, indicating barre positions. At the end of the system, there are three triplets of notes, each marked with a '3' below it.

8

0 (H12)

4-3-2 | 10-12-14 | 14

0 0 (0)

4

Detailed description: This is a guitar tablature system. It consists of six horizontal lines representing the strings. The top line (treble clef) has fret numbers: 0, 3, 2, 10, 12, 14, 14. Above the last measure is a harmonic marking (H12). The second line (middle C) has fret numbers: 0, 0, (0). The third line (bass clef) has fret numbers: 4. Below the strings are vertical bar lines indicating fret positions. Some frets have thick black bars below them, indicating barre positions. The system ends with a double bar line.

# LI

Barndomsminne: De døde sommerfuglene i høyet

18.02.2022

The first system of musical notation is written on a single staff in treble clef with a key signature of three sharps (F#, C#, G#). It begins with a common time signature 'C' and a '8' below the staff. The notation includes a melodic line with eighth and sixteenth notes, and a bass line with chords and eighth notes. Chord labels 'H12' and 'I' are placed above the staff. The system concludes with a double bar line.

The second system of musical notation continues on a single staff in treble clef with the same key signature. It starts with a measure number '6' and a '8' below the staff. The notation features a melodic line and a bass line with chords. Chord labels 'Harm5', 'H7', 'Harm12', and 'Harm5' are positioned above the staff. The system ends with a double bar line.

# LI

## Barndomsminne: De døde sommerfuglene i høyet

18.02.2022

0 H12 I 1 1 0 1 4 5  
10 0 0 1 0 1 3 3 1 3 3 0 3 1 4 5  
1 0 1 0 1 3 3 0 3 1 4 5  
7 11 12 1 1 0 1 0

6 (Harm5) (H7) Harm12 ..... Harm5 .....  
7 0 3 2 2 2 3 3 2 0 2 2 0 2 3 2 3 2 0  
(0) (0) 0 0 0 2 3 2 0  
(0) (0) 0 0 0 2 3 2 0



# LII

19.02.2022

6=D 8

Musical notation for measures 6-7. The key signature is D major (two sharps). The notation is on a single staff with a treble clef. Measure 6 starts with a bass clef and a '6=D' instruction. The music consists of eighth and sixteenth notes, with some chords. Measure 7 continues the melodic line.

7

(Ekko)

*p*

3

3

Musical notation for measures 7-13. Measure 7 is marked with a '7' and an '8' below the staff. The notation includes a treble clef and a key signature of two sharps. Measure 8 has a '(Ekko)' annotation above it. Measure 9 has a '*p*' dynamic marking below it. Measures 10 and 11 feature triplet markings ('3') above and below the notes. The piece concludes with a double bar line at the end of measure 13.

14

Musical notation for measures 14-15. Measure 14 is marked with a '14' above the staff. The notation is on a single staff with a treble clef and a key signature of two sharps. It features a melodic line with eighth notes and chords. The piece ends with a double bar line at the end of measure 15.

# LII

19.02.2022

6=D

Measures 1-6 of guitar tablature. The strings are numbered 1-6 from top to bottom. Measure 1: T (2, 3), A (3, 3), B (0). Measure 2: T (0, 2, 3), A (3), B (0). Measure 3: T (5, 4, 2), A (4), B (0). Measure 4: T (4, 5, 7), A (0), B (0). Measure 5: T (9, 7), A (10, 10), B (9). Measure 6: T (10, 9, 7), A (10, 9), B (8, 9). Fingering numbers are placed above or below the notes. Vertical bar lines separate the measures.

7

(Ekkko)

Measures 7-13 of guitar tablature. Measure 7: T (2, 3), A (0), B (4). Measure 8: T (2, 0), A (3, 2), B (0). Measure 9: T (7, 5), A (8, 7), B (0). Measure 10: T (3, 2, 3, 2, 0, 2), A (5), B (0). Measure 11: T (0, 2), A (2), B (2). Measure 12: T (4, 5, 7), A (3), B (2). Measure 13: T (5, 8, 6, 5), A (6), B (0). Fingering numbers are placed above or below the notes. A *p* dynamic marking is under measure 9. Triplet markings (*3*) are under measures 11 and 12. A dotted note is present in measure 13. Vertical bar lines separate the measures.

14

Measures 14-18 of guitar tablature. Measure 14: T (5, 5, 6, 5), A (6, 5, 6, 8), B (7). Measure 15: T (8, 6, 5, 6, 8), A (8), B (0). Measure 16: T (5, 3), A (6, 5, 6, 5), B (0). Measure 17: T (3, 0), A (3, 2), B (0). Measure 18: T (2), A (3), B (0). Fingering numbers are placed above or below the notes. Vertical bar lines separate the measures, ending with a double bar line.

# LIII

20.02.2022

The musical score consists of six staves of music, each beginning with a treble clef and a common time signature (C). The first staff is marked with '3=G' and an '8' below the staff. The second staff is marked with '6' and an '8' below the staff. The third staff is marked with '11' and an '8' below the staff. The fourth staff is marked with '19' and an '8' below the staff, and includes the annotation 'Harm12' above the staff. The fifth staff is marked with '25' and an '8' below the staff, and includes the annotations 'Harm5', 'Harm4', and 'H5' above the staff. The sixth staff is marked with '30' and an '8' below the staff. The music features a variety of rhythmic patterns, including eighth and sixteenth notes, and rests. The key signature is G major, indicated by one sharp (F#).

# LIII

20.02.2022

3=G

Measures 1-5 of the first system. Measure 1: Treble clef, notes 3, 5, 6, 8, 6; Bass clef, note 0. Measure 2: Treble clef, notes 3, 5, 1, 3; Bass clef, notes 4, 2. Measure 3: Treble clef, notes 0, 0, 1, 3; Bass clef, notes 1, 2. Measure 4: Treble clef, notes 1, 0; Bass clef, note 0. Measure 5: Treble clef, notes 1, 0, 0, 7, 5; Bass clef, notes 1, 2. A 'I' above the staff indicates a barre at the first fret. A double bar line is at the end of measure 5.

6

Measures 6-12 of the first system. Measure 6: Treble clef, notes 7, 5, 8; Bass clef, notes 8, 7, 10, 12, 10. Measure 7: Treble clef, notes 12, 10, 8, 7; Bass clef, note 0. Measure 8: Treble clef, notes 7, 4; Bass clef, note 8. Measure 9: Treble clef, notes 0, 0, 12, 12, 10; Bass clef, note 0. Measure 10: Treble clef, note 9; Bass clef, note 0. Measure 11: Treble clef, notes 12, 10, 12; Bass clef, note 11. Measure 12: Treble clef, notes 12, 10, 9; Bass clef, note 0. A double bar line is at the end of measure 12.

13

Measures 13-20 of the first system. Measure 13: Treble clef, notes 0, 6, 6; Bass clef, note 0. Measure 14: Treble clef, notes 3, 1, 0; Bass clef, note 0. Measure 15: Treble clef, notes 0, 3; Bass clef, note 3. Measure 16: Treble clef, notes 3, 3, 1, 0; Bass clef, note 3. Measure 17: Treble clef, notes 1, 0; Bass clef, note 1. Measure 18: Treble clef, notes 0, 3, 1; Bass clef, note 0. Measure 19: Treble clef, notes 1, (0), (0); Bass clef, note 0. Measure 20: Treble clef, notes 1, (1), (1), (0); Bass clef, note 0. A 'I' above the staff indicates a barre at the first fret. '(Harm12)' is written above measure 19. A double bar line is at the end of measure 20.

21

Measures 21-26 of the first system. Measure 21: Treble clef, notes 3, 5, 3, 1; Bass clef, notes 0, 2, 3, 3. Measure 22: Treble clef, notes 0, 2, 3, 3; Bass clef, notes 3, 4, 4. Measure 23: Treble clef, notes 0, 3, 3; Bass clef, notes 3, 3, 3. Measure 24: Treble clef, notes 0, (3), (3), (1), (0); Bass clef, note 0. Measure 25: Treble clef, notes (1), (0), (3); Bass clef, note 0. Measure 26: Treble clef, notes (0), (0), (1); Bass clef, notes (2), (2). A double bar line is at the end of measure 26.

27

Measures 27-30 of the first system. Measure 27: Treble clef, notes (0), (0); Bass clef, notes (2), (2). Measure 28: Treble clef, notes (0), (1); Bass clef, notes (2), (2). Measure 29: Treble clef, notes (0), (1); Bass clef, notes (0), (2). Measure 30: Treble clef, notes 12, 10, 9; Bass clef, note 0. Measure 31: Treble clef, notes 12, 10, 12, 9; Bass clef, note 0. Measure 32: Treble clef, notes 9, 9; Bass clef, note 0. A double bar line is at the end of measure 32. '(Harm5)', '(Harm4)', and '(H5)' are written above measures 27, 28, and 29 respectively. A fermata is placed over measure 29.

# LIV

Barndomsminne: Februars snøfall og viltre lek i snøfjonnene.  
Å stanse under en gatelykt, se mot lyset.

20.02.2022

Lento

6=D 8

Musical notation for measures 1-7. The piece is in D major (one sharp) and 6/8 time. The tempo is Lento. The notation includes a treble clef, a key signature of one sharp (F#), and a 6/8 time signature. The melody consists of eighth and quarter notes, with a repeat sign at the end of measure 7.

8

Vivace

Musical notation for measures 8-9. The tempo is Vivace. The notation includes a treble clef, a key signature of one sharp (F#), and a 6/8 time signature. The melody consists of eighth and quarter notes.

10

Rit . . . . .

Lento

Adagio

Musical notation for measures 10-13. The tempo markings are Rit . . . . ., Lento, and Adagio. The notation includes a treble clef, a key signature of one sharp (F#), and a 6/8 time signature. The melody consists of eighth and quarter notes, with a repeat sign at the end of measure 13.

# LIV

Barndomsminne: Februars snøfall og viltre lek i snøfonnene.  
Å stanse under en gatelykt, se mot lyset.

20.02.2022

Lento

6=D

Measures 1-7:   
TAB: 3-2-0 | 3-2-0 | 3-2-0 | 0-2-3 | 2 | 0-2-3 | 2-0-2-3  
TAB: 0 | 4 | 4 | 4 | 4 | 4 | 3  
TAB: 2 | 4 | 5 | 5 | 5 | 5 |

8 Vivace

Measures 8-13:   
TAB: 10-8-7 | 7 | 10-10-8-10-8-7 | 10 | 2-3-0 | 3-0-2-0-2-3  
TAB: 0 | 10 | 0 | 0 | 0 | 0  
TAB: | | | | | |


10

Measures 10-13:   
TAB: 10-8-7 | 7 | 5-3-2-0 | 2-7-7 | 2-2-3-3 | 3-4-3-3  
TAB: 10-10-8-7-5-3-2 | 3-8-8 | 3-8-8 | 4-4-3-3  
TAB: 0 | 0 | 0 | 0 | 0 | 0


# LV

21.02.2022


3=G 8




4



8



14



19



# LV

21.02.2022

3-1-0 3-1-3 0 1-0 3-1-0-1-3 1-3 0 3 0-1 0-1-3

**T**

**A**

**B** 3 2 0 2 3

3=G

4

5-3 6-5-3-5-6 3 3-1-0 0-1 1-0 0 3-3-1 1-1-0

**T**

**A**

**B** 3 2 0 3 3 2

8

0 3-1 0-1-3 3-1-3 0-1-3 1-0 3-1-3 3-3-1 0-1 0-1-3

**T**

**A**

**B** 0 3 1 0 2 3 2 3 1 3

15

0 0-1-3-1-0 3-1-3 0-1-0 3-1 1-0-1-3-0 0-1 0-0-1-3 0

**T**

**A**

**B** 3 2 0 3 2-0-2 1 3

19

0-0 1-1 0-0 1-3 0-0 1-1 0-0 1-3 0-0 1-1 0-0 1-3 0

**T**

**A**

**B** 3 2 0 3





# LVI

22.02.2022

3=G

3-7-5 5 7 5-7-8 5 3-5 3 2-0 2-0 0 0 3-1-0  
0-8-7-8 0 0 4 2 4-2-4 0  
0 7 0 2 2 0

Detailed description: This block contains the first six measures of guitar tablature. The first measure is marked with a capo at the 3rd fret (3=G). The notation shows fret numbers on a six-line staff. Below the staff are vertical bar lines representing fret positions, with some bars containing horizontal lines to indicate chord shapes or specific fretting techniques.

7

1-0 0 0-2-3 0 2 3-2-0 0 2-0 3 0 3-2  
0 4 4 0 0 0 2 3 3 0 3-2  
2 2 3 4 4 0 4 2 2

Detailed description: This block contains measures 7 through 11. The notation continues with fret numbers and bar lines. The fretting patterns are more complex, involving double stops and specific fingering indicated by numbers 0-4. The fret position diagram below shows the corresponding fret locations on the neck.

12

2 0-2-3-2-0 0 2 3-2 2 2 2 2  
0 3 4-3-4 2 2 3 0 0  
2 2 2 2 0

Detailed description: This block contains the final three measures (12-14) of the piece. The notation concludes with a double bar line. The fretting patterns include a final chord shape in measure 12 and a single note in measure 14. The fret position diagram shows the final fret locations.

# LVII

## Fru Wiltons vågestykke

23.02.2022

♩

**T**  
**A**  
**B**

5 Legato

**T**  
**A**  
**B**

7  $\text{♩} = \text{♩}$ .

**T**  
**A**  
**B**

12 Legato

**T**  
**A**  
**B**

15

**T**  
**A**  
**B**

18

**T**  
**A**  
**B**

# LVII

## Fru Wiltons vågestykke

23.02.2022

♩

System 1: Three staves (TAB) with fret numbers. The first staff has notes 3-2-0, 2, 2-2-0, 0-0, 2-2-0, 3-2-0-2-3-0, 0-2. The second staff has notes 0, 0, 2-0, 3, 0. The third staff has notes 2, 2, 4, 2, 0, 2, 0, 3. Below the staves are vertical bar lines representing fret positions.

5 Legato

System 2: Three staves (TAB) with fret numbers. The first staff has notes 2-0-2-3, 2-0, 3-2-0, 0-2-3, 0, 2-2-0, 0-0, 3-2. The second staff has notes 0, 1-0-1-3, 3, 0-0, 3-2. The third staff has notes 2, 0. Below the staves are vertical bar lines representing fret positions.

7 ♩ = ♩.

System 3: Three staves (TAB) with fret numbers. The first staff has notes 3-2-0-2-3, 2-0, 3-2, 0-0, 0-2, 2, 2-3-2-7, 8-10-8. The second staff has notes 0, 0, 0, 4-5, 4-2-4, 1, 2. The third staff has notes 3, 2-0-2, 2, 2, 5, 2, 3. Below the staves are vertical bar lines representing fret positions.

12 Legato

System 4: Three staves (TAB) with fret numbers. The first staff has notes 8-7, 2-0-2-3-2-0, 3-2-3, 0, 3-2-0, 2-2-0, 7, 0, 0. The second staff has notes 10-10-8-10, 0, 0, 3-2-3, 3-2-0, 1-0-1-3-1-0, 0, 0, 2. The third staff has notes 2, 2. Below the staves are vertical bar lines representing fret positions.

15

System 5: Three staves (TAB) with fret numbers. The first staff has notes 0-0, 2, 0-3-2-0, 2-2-0, 2-3-3-2-0, 3, 1, 0, 0-1-1-0. The second staff has notes 3, 0, 2, 2, 2. The third staff has notes 0, 3, 2, 2. Below the staves are vertical bar lines representing fret positions.

18

System 6: Three staves (TAB) with fret numbers. The first staff has notes 0, 2, 0, 2. The second staff has notes 1-0-1-3, 0, 0, 0. The third staff has notes 2, 2-0-2, 0-2, 2, 2. Below the staves are vertical bar lines representing fret positions.

# LVIII

24.02.2022

Musical staff 1: Treble clef, key signature of three sharps (F#, C#, G#), and a common time signature (C). The staff contains a sequence of notes and rests, with a double bar line at the end. A small '8' is written below the first measure.

Musical staff 2: Treble clef, key signature of three sharps, and a common time signature. The staff contains a sequence of notes and rests, with a double bar line at the end. A small '8' is written below the first measure, and a '4' is written above the first measure.

Musical staff 3: Treble clef, key signature of three sharps, and a common time signature. The staff contains a sequence of notes and rests, with a double bar line at the end. A small '8' is written below the first measure, and an '11' is written above the first measure.

Musical staff 4: Treble clef, key signature of three sharps, and a common time signature. The staff contains a sequence of notes and rests, with a double bar line at the end. A small '8' is written below the first measure, and a '19' is written above the first measure. The notes H7 and H5 are labeled above the staff.

Musical staff 5: Treble clef, key signature of three sharps, and a common time signature. The staff contains a sequence of notes and rests, with a double bar line at the end. A small '8' is written below the first measure, and a '26' is written above the first measure.



# LIX

25.02.2022

Grave 8 acc .....

6 rit ..... a tempo

10 acc ..... a tempo 3

14

20

24 H12 acc ..... a tempo 3 3 3 3

31 Harm4 H5 H12 H3 3 H7

# LIX

25.02.2022

Grave

Measures 1-6 of the piece. Measure 1: 1-0, 0-3, 2-0. Measure 2: 0-1, 7-5, 2-9. Measure 3: 7-8, 5-7, 4-4. Measure 4: acc. 3-2-0, 2-3, 0-0. Measure 5: 2-3, 0-2, 2-2. Measure 6: rit. 2-0-2-3, 2-0, 4-4.

7 a tempo

Measures 7-11. Measure 7: 0-5, 0-4, 3-4. Measure 8: 6-8, 8-10, 0-3. Measure 9: 10-12, 3-1, 0-1. Measure 10: 2-0, 0-0, 1-1-1. Measure 11: acc. 0-0, 7-5, 3-2, 0-0.

12 a tempo

Measures 12-16. Measure 12: 2-0-2-3, 2-0, 0-0. Measure 13: 2-2, 1-2, 2-2. Measure 14: 0-2-3-2, 3-0, 2-0. Measure 15: 3-2, 0-4, 3-0. Measure 16: 0-2-0, 0-2-4, 3-3.

17

Measures 17-22. Measure 17: 0-8, 0-7, 4-9. Measure 18: 0-8, 7-10, 8-7. Measure 19: 7-8, 0-12, 10-12. Measure 20: 10-8, 7-8, 7-4. Measure 21: 0-9, 8-7, 8-4. Measure 22: 0-10, 7-0.

23 II H12

Measures 23-30. Measure 23: 3-6, 7-5, 0-2. Measure 24: 5-6, 8-8, 0-0. Measure 25: 2-3, 3-1, 0-1. Measure 26: 0-0, 1-1, 1-1. Measure 27: acc. 1-1-1-1-1-1, 0-3. Measure 28: 2-3-2-2-0-2, 2-3. Measure 29: 0-5-7, 3-3, 3-3, 3-3. Measure 30: a tempo 0-3, 5-7, 3-3, 3-3, 0-0.

31

Measures 31-35. Measure 31: 9-8, 8-7, 3-2. Measure 32: 4-4, 4-4. Measure 33: 1-1-1, 0-0, 0-0. Measure 34: 0-0, 0-0, 3-3-3. Measure 35: H7, Harm4, H5, H12, H3, 3-3-3, 3-3-3, 0-0.



# LX

25.02.2022

Musical notation for measures 1-6. The piece is in 8/8 time and the key signature has three sharps (F#, C#, G#). The notation features a treble clef and a bass clef. The melody in the treble clef consists of eighth and quarter notes, while the bass clef provides a steady accompaniment of eighth notes.

7

Musical notation for measures 7-11. The notation continues with the same 8/8 time signature and key signature. It features a treble clef and a bass clef. The melody in the treble clef includes eighth and quarter notes, and the bass clef continues with eighth notes.

12

Musical notation for measures 12-19. The notation continues with the same 8/8 time signature and key signature. It features a treble clef and a bass clef. The melody in the treble clef includes eighth and quarter notes, and the bass clef continues with eighth notes.

20

Musical notation for measures 20-24. The notation continues with the same 8/8 time signature and key signature. It features a treble clef and a bass clef. The melody in the treble clef includes eighth and quarter notes, and the bass clef continues with eighth notes. The piece concludes with a double bar line.

# LX

25.02.2022

0 4 5 10 | 9 7 0 4 4 2 4 | 4 0 2 | 4 2 0 | 2 0 | 0 2 0

T  
A  
B

9 | 7 6 | 2 | 2 | 2 | 4

7

0 2 0 0 0 2 | 0 | 0 0 0 0 2 | 4 2 0

T  
A  
B

4 4 | 12 12 10 9 | 10 9 7 | 9 10 9 4 | 4 4 4 4 | 0

4 2 | 0 | 9 | 8 9 6 | 4 2 0 | 0

13

II

2 5 | 4 2 | 2 6 | 7 5 4 | 5 4 | 4 5 | 2 4 | 2 4 | 4 2 0 | 2 0

T  
A  
B

0 2 | 2 6 | 7 5 4 | 5 4 | 4 5 | 2 4 | 1 4 | 5 2 0 | 4 4

0 4 | 2 0 | 7 7 | 6 7 | 3 6 | 2 | 5 | 4 4

2 4 | 4 | 2 | 2 | 2 | 2 | 2 | 2 | 2

22

5 4 | 0 2 | 4 7 | 9 10 9 | 9

T  
A  
B

7 | 0 9 | 10 9 | 9

2 | 10

0 | 9

# LXI

26.02.2022

Musical staff 1, measures 1-6. Treble clef, key signature of one sharp (F#). The staff contains a sequence of chords and melodic lines. A small '8' is written below the first measure.

Musical staff 2, measures 7-11. Treble clef, key signature of one sharp (F#). The staff contains a sequence of chords and melodic lines. A small '8' is written below the first measure. Measure 7 starts with a double bar line and a repeat sign. Measure 11 ends with a double bar line and a repeat sign.

Musical staff 3, measures 12-17. Treble clef, key signature of one sharp (F#). The staff contains a sequence of chords and melodic lines. A small '8' is written below the first measure. Measure 12 starts with a double bar line.

Musical staff 4, measures 18-20. Treble clef, key signature of one sharp (F#). The staff contains a sequence of chords and melodic lines. A small '8' is written below the first measure. Measures 18, 19, and 20 feature triplets, indicated by a bracket with the number '3' above the notes.

Musical staff 5, measures 21-25. Treble clef, key signature of one sharp (F#). The staff contains a sequence of chords and melodic lines. A small '8' is written below the first measure. Measure 21 starts with a double bar line. Measures 21, 22, and 23 feature triplets, indicated by a bracket with the number '3' above the notes. Measure 24 features a triplet in the bass line, indicated by a bracket with the number '3' below the notes. Measure 25 ends with a double bar line.

# LXI

26.02.2022

8

**TAB**

8

**TAB**

15

**TAB**

21

**TAB**

# LXII

26.02.2022

3=G 8

Musical notation for measures 1-8. The piece is in G major (one sharp) and 3/8 time. The notation features a treble clef and a key signature of one sharp (F#). The music consists of eighth notes and chords, with some chords marked with a '3' indicating a triplet. The first measure starts with a treble clef, a key signature of one sharp, and a time signature of 3/8. The piece concludes with a double bar line.

9

Musical notation for measures 9-14. The notation continues with eighth notes and chords. A repeat sign is present in measure 12. The piece concludes with a double bar line.

15

Musical notation for measures 15-18. This section features a rhythmic pattern of eighth notes and chords, with triplets indicated by the number '3' above and below the notes. The piece concludes with a double bar line.

# LXII

26.02.2022

3=G

3 2-0 3 3-1-0 0 1-0 0 3 7-5 0 0 7-0 7-7

0 0 3 2 0 0 1 8 8-7 8 7

0 0 2 0 0 2 3 6 7 5

2 2 3 3 6 7 5

Diagram showing guitar TAB notation for measures 1-8. The notation includes fret numbers and bar lines. Below the TAB, a series of vertical lines and horizontal bars represent the fretboard positions for each measure.

9

5 3-2 3 2-3 2-0 2-0 0 2 3 II 2-0

0 0-2 0 0 3-2-3 1 0 2-3 0

4 2 4 1 0 0 0 0

Diagram showing guitar TAB notation for measures 9-14. The notation includes fret numbers, bar lines, and a double bar line with a Roman numeral II. Below the TAB, a series of vertical lines and horizontal bars represent the fretboard positions for each measure.

15

2-2-2 2-2-2 2-2-2 0 2

3 3-3-3 3 3-3-3 3 3-3-3 3 2

2 2-2-2 2 2-2-2 2 2-2-2 2 2

0 4 2 0

3 3 3 3 3 3 3 2

Diagram showing guitar TAB notation for measures 15-18. The notation includes triplets and bar lines. Below the TAB, a series of vertical lines and horizontal bars represent the fretboard positions for each measure.

# LXIII

27.02.2022

3=G  $\frac{3}{8}$

8

16

21

# LXIII

27.02.2022

3=G

0-0-3-3-1 | 1-0 | 1-0 | 0 | 0-2 | 2-0 | 0-1-0 | 0

1-0 | 3 | 1-0 | 0 | 0-2 | 2-0 | 0-1-0 | 3-6

0-0 | 2 | 0-2 | 2-0 | 0-1-0 | 3-6

3-2 | 0 | 0-2 | 0 | 3 | 0

3 | 0 | 3 | 1 | 0 | 0

Diagram showing fret positions for measures 1-7. Measure 1: 3=G, frets 0, 0, 3, 3, 1. Measure 2: frets 1, 0. Measure 3: frets 1, 0. Measure 4: frets 0. Measure 5: frets 0, 2. Measure 6: frets 2, 0. Measure 7: frets 0, 1, 0. Measure 8: frets 0, 3, 6.

8

0 | 1-0 | 0 | 0-1-0 | 0-1-3 | 3-1-0 | 1-0

8-6 | 3 | 1-3 | 0-0-1-3 | 0-1-0 | 1-3 | 0-1-0 | 3-1-0

7 | 2 | 0 | 2-0 | 0 | 2 | 2 | 0

3 | 3 | 0

Diagram showing fret positions for measures 8-14. Measure 8: frets 0, 1, 0. Measure 9: frets 0, 1, 0. Measure 10: frets 0, 1, 3. Measure 11: frets 3, 1, 0. Measure 12: frets 1, 0. Measure 13: frets 0, 1, 0. Measure 14: frets 0, 1, 0. Measure 15: frets 8, 6. Measure 16: frets 3. Measure 17: frets 1, 3. Measure 18: frets 0, 0, 1, 3. Measure 19: frets 0, 1, 0. Measure 20: frets 0, 1, 3. Measure 21: frets 3, 1, 0. Measure 22: frets 0, 1, 0. Measure 23: frets 3, 1, 0. Measure 24: frets 3, 1, 0. Measure 25: frets 1, 0.

15

0 | 0-1-0-1-3 | 0-1-0 | 1-0-0 | 3-1-3-1-0 | 1

1-3 | 0-0-1-0 | 1-0-1-3 | 1-0-0 | 3-1-3-1-0 | 1

2-2 | 0-2-2-2 | 2-2 | 2-2 | 3-1-3-1-0 | 1

2-0 | 0-3 | 0 | 0

3 | 1 | 0 | 0

Diagram showing fret positions for measures 15-18. Measure 15: frets 0, 1, 0, 1, 3. Measure 16: frets 0, 1, 0. Measure 17: frets 1, 0, 0. Measure 18: frets 3, 1, 3, 1, 0. Measure 19: frets 1. Measure 20: frets 1, 3. Measure 21: frets 0, 0, 1, 0. Measure 22: frets 1, 0, 1, 3. Measure 23: frets 1, 0, 0. Measure 24: frets 3, 1, 3, 1, 0. Measure 25: frets 1. Measure 26: frets 2, 2. Measure 27: frets 0, 2, 2, 2. Measure 28: frets 2, 2. Measure 29: frets 2, 2. Measure 30: frets 3, 1, 3, 1, 0. Measure 31: frets 1. Measure 32: frets 2, 0. Measure 33: frets 2, 0. Measure 34: frets 0, 3. Measure 35: frets 0. Measure 36: frets 0.

19

0-1-0-1-3 | 0 | 0-0-3-3-1-0 | 1-0-0 | 0

2-2 | 2 | 2 | 1-0 | 3 | 1 | 0 | 0

3 | 0 | 0 | 2 | 3 | 3 | 3 | 3 | 3 | 3

0 | 2 | 3 | 3 | 1 | 1 | 3 | 3

Diagram showing fret positions for measures 19-25. Measure 19: frets 0, 1, 0, 1, 3. Measure 20: frets 0. Measure 21: frets 0, 0, 3, 3, 1, 0. Measure 22: frets 1, 0, 0. Measure 23: frets 0. Measure 24: frets 0, 1, 0, 1, 3. Measure 25: frets 2, 2. Measure 26: frets 2. Measure 27: frets 2. Measure 28: frets 1, 0. Measure 29: frets 3. Measure 30: frets 1. Measure 31: frets 0, 0. Measure 32: frets 0, 0, 3, 3, 1, 0. Measure 33: frets 1, 0, 0. Measure 34: frets 0. Measure 35: frets 2, 2. Measure 36: frets 2. Measure 37: frets 2. Measure 38: frets 3. Measure 39: frets 3. Measure 40: frets 3. Measure 41: frets 3. Measure 42: frets 3. Measure 43: frets 3. Measure 44: frets 3. Measure 45: frets 3. Measure 46: frets 3. Measure 47: frets 3. Measure 48: frets 3. Measure 49: frets 3. Measure 50: frets 3. Measure 51: frets 3. Measure 52: frets 3. Measure 53: frets 3. Measure 54: frets 3. Measure 55: frets 3. Measure 56: frets 3. Measure 57: frets 3. Measure 58: frets 3. Measure 59: frets 3. Measure 60: frets 3. Measure 61: frets 3. Measure 62: frets 3. Measure 63: frets 3. Measure 64: frets 3. Measure 65: frets 3. Measure 66: frets 3. Measure 67: frets 3. Measure 68: frets 3. Measure 69: frets 3. Measure 70: frets 3. Measure 71: frets 3. Measure 72: frets 3. Measure 73: frets 3. Measure 74: frets 3. Measure 75: frets 3. Measure 76: frets 3. Measure 77: frets 3. Measure 78: frets 3. Measure 79: frets 3. Measure 80: frets 3. Measure 81: frets 3. Measure 82: frets 3. Measure 83: frets 3. Measure 84: frets 3. Measure 85: frets 3. Measure 86: frets 3. Measure 87: frets 3. Measure 88: frets 3. Measure 89: frets 3. Measure 90: frets 3. Measure 91: frets 3. Measure 92: frets 3. Measure 93: frets 3. Measure 94: frets 3. Measure 95: frets 3. Measure 96: frets 3. Measure 97: frets 3. Measure 98: frets 3. Measure 99: frets 3. Measure 100: frets 3.



# LXIV

28.02.2022

3=G

Musical notation for measures 1-4. Treble clef, key signature of one sharp (F#), 8/8 time signature. The melody consists of eighth and quarter notes. The bass line features chords and single notes.

5

II

Ekko

*p*

Musical notation for measures 5-9. Treble clef, key signature of one sharp (F#), 8/8 time signature. Measure 5 is marked with a repeat sign (II). Measure 7 is marked 'Ekko' and 'p'. The melody continues with eighth and quarter notes.

10

Musical notation for measures 10-13. Treble clef, key signature of one sharp (F#), 8/8 time signature. The melody continues with eighth and quarter notes. The bass line features chords and single notes.

14

Musical notation for measures 14-17. Treble clef, key signature of one sharp (F#), 8/8 time signature. The melody continues with eighth and quarter notes. The bass line features chords and single notes. The piece ends with a double bar line.

# LXIV

28.02.2022

3=G

II

6 Ekko

*p*

12

# LXV

01.03.2022

8

3

7

9

11

13

15

8

2

17

8

Musical notation for measures 17-18. The key signature is three sharps (F#, C#, G#). The melody in the treble clef consists of eighth and sixteenth notes. The bass clef accompaniment features a steady eighth-note pattern.

19

8

Musical notation for measures 19-21. The key signature is three sharps. Measures 19 and 20 feature a complex bass line with many beamed notes. The melody continues in the treble clef.

22

8

Musical notation for measures 22-25. The key signature is three sharps. The bass line continues with complex patterns, including some sixteenth-note runs. The melody in the treble clef is more active.

26

8

Musical notation for measures 26-29. The key signature is three sharps. The piece concludes with a final chord in the bass clef. The melody in the treble clef ends with a series of eighth notes.

# LXV

01.03.2022

12-10-9 9 0 0 7-9-10 9-7-9 7-6

12 12-10-9-10-9 9 9 10

0 2-7-6 7 9 9 8

Diagrammatic representation of the first three measures of the piece. Measure 1 contains a descending sequence of notes on the top string (12, 10, 9) and a descending sequence on the bottom string (12, 10, 9, 10, 9). Measure 2 contains a whole rest on the top string and a descending sequence on the bottom string (2, 7, 6, 7). Measure 3 contains a whole rest on the top string and a descending sequence on the bottom string (9, 9, 8). Vertical lines indicate the fret positions for each note.

4 0 0-2-4-5 V 9-7-5-4 II 5-5-2-2 5-4-2-4-2-0

7 3-2-3 2-3 0-2-3 3 3 3 5 5 2 2 2 4-2-4-2-0

0 0 2 3 3 3 3 7 7 4 4 2 4 2 0 4

2 0 5 7 2 4 4 2

Diagrammatic representation of measures 4 through 7. Measure 4 contains a whole rest on the top string and a descending sequence on the bottom string (2, 0, 2, 3, 3, 3). Measure 5 contains a whole rest on the top string and a descending sequence on the bottom string (0, 2, 4, 5). Measure 6 contains a whole rest on the top string and a descending sequence on the bottom string (9, 7, 5, 4). Measure 7 contains a whole rest on the top string and a descending sequence on the bottom string (5, 5, 2, 2, 2, 4, 2, 0). Vertical lines indicate the fret positions for each note.

8 0-2-0 0 2-0 0-2-3 3 3-2-2-3-2-3-2-0-2-3 2 2-0 3-3 0-2-3-2-0 0

5 5 3 1 0 0-1-0-1-3 3

2 2 1

Diagrammatic representation of measures 8 through 10. Measure 8 contains a whole rest on the top string and a descending sequence on the bottom string (0, 2, 0, 0, 2, 3, 3, 3, 2, 2, 3, 2, 0, 2, 3). Measure 9 contains a whole rest on the top string and a descending sequence on the bottom string (2, 0, 3, 3, 0, 2, 3, 2, 0, 0). Measure 10 contains a whole rest on the top string and a descending sequence on the bottom string (2, 2, 1). Vertical lines indicate the fret positions for each note.

10 0 3-2-3-3-2-0-2 2-0 3-2 3-3-0-0-2-2 3 0-0 2-2

4 2 2 2 0

Diagrammatic representation of measures 11 and 12. Measure 11 contains a whole rest on the top string and a descending sequence on the bottom string (0, 3, 2, 3, 3, 2, 0, 2, 2, 0, 3, 2, 3, 3, 0, 0, 2, 2, 3, 0, 0, 2, 2). Measure 12 contains a whole rest on the top string and a descending sequence on the bottom string (4, 2, 2, 2, 0). Vertical lines indicate the fret positions for each note.

12 3-2-0-2-3 0-2-3-2-3-2-3-2-3-2-3-2-0 0-0-0-0 0 0

0 0 3 3-2-3-2 5-4 4 5 7 7-10-8-7 0

3 4 0

Diagrammatic representation of measures 13 and 14. Measure 13 contains a whole rest on the top string and a descending sequence on the bottom string (3, 2, 0, 2, 3, 0, 2, 3, 2, 3, 2, 3, 2, 3, 2, 0, 0, 0, 0, 0, 0, 0, 0). Measure 14 contains a whole rest on the top string and a descending sequence on the bottom string (0, 0, 3, 3, 2, 3, 2, 5, 4, 4, 5, 7, 7, 10, 8, 7, 0). Vertical lines indicate the fret positions for each note.

14 2-0 0-0-0 3-2 2-0 0-0-2-2-3 3 2-2-0-0-0 2-2-0-0-0

4 4 3-2-3-3 3-2 2-3-3 0 0 3 3 3 2 4-3-2

4 2 1 2 3 4 0 0 0 4

Diagrammatic representation of measures 15 through 17. Measure 15 contains a whole rest on the top string and a descending sequence on the bottom string (2, 0, 0, 0, 0, 3, 2, 2, 0, 0, 0, 2, 2, 3, 3, 2, 2, 0, 0, 0, 2, 2, 0, 0, 0). Measure 16 contains a whole rest on the top string and a descending sequence on the bottom string (4, 4, 3, 2, 3, 3, 3, 2, 2, 3, 3, 0, 0, 3, 3, 3, 2, 4, 3, 2). Measure 17 contains a whole rest on the top string and a descending sequence on the bottom string (4, 2, 1, 2, 3, 4, 0, 0, 0, 4). Vertical lines indicate the fret positions for each note.

2

17

TAB

0-0-2-2-0-3-2-0-0-2-3-0-2-3-2-0-2-3-3-2-3-0-2-0-0-3-2-3-2-0-2-3-2-3-0

2 1 1 2

19

TAB

2-2-0-12-10-9-9-12-12-10-12-12-9-12-9-0-0-0-1-0-0-4-3-2-1-0

2 0 0 1 2 3 4

23

TAB

1-1-2-0-0-2-3-2-0-2-0-3-2-3-2-0-0-0-2-3-2-2-0-0-3-3

2 3

27

TAB

2-0-2-4-3-2-3-0-2-3-0-2-2-3-2-0-2-2-3-2-0-2-3-2-3-0

2 4 2 1

# LXVI

02.03.2022

3=G  
8

The first system of music consists of six measures. It begins with a treble clef and a 3/8 time signature. The first measure contains a G4 chord. The melody starts on G4 and moves through A4, B4, and C5. The bass line consists of a steady eighth-note accompaniment. The piece concludes with a final G4 chord.

7

H12

The second system contains five measures. It starts with a treble clef and a 3/8 time signature. The melody continues from the previous system. A 'w' symbol is placed below the second measure. The first 'H12' label is positioned above the third measure. The second 'H12' label is positioned above the fifth measure, which features a double bar line and a repeat sign. The system ends with a final G4 chord.

12

Harm12

The third system contains five measures. It begins with a treble clef and a 3/8 time signature. The melody continues. The 'Harm12' label is placed above the third measure. The system concludes with a final G4 chord and a double bar line.

# LXVI

02.03.2022

3=G

Measures 1-5 of a guitar piece. The notation is as follows:

|       |     |     |       |         |         |     |
|-------|-----|-----|-------|---------|---------|-----|
| 0     | 0   | 1-0 | 0-1   | 0       | 0-3-1-0 | 1-0 |
| 1-1-1 | 3   | 1-3 | 0-1-3 | 1-5-3-1 | 3       |     |
| 0     | 0-0 |     |       | 0       | 0       |     |
| 2     |     |     |       | 2       |         |     |
| 3     | 2   | 0   | 3     | 3       | 2       |     |

Diagrammatic representation of the fretboard for measures 1-5, showing a 3=G tuning. Fret numbers are indicated by vertical lines and horizontal bars.

6

♯

(Harm12)

Measures 6-9 of a guitar piece. The notation is as follows:

|         |         |         |           |       |
|---------|---------|---------|-----------|-------|
| 0       |         |         | 0-1-0     | 0-1-3 |
| 1-1-3-1 | 0-0-1   | 0-0-1-3 | (0) 0-1-3 |       |
| 2-4-2   | 2-2-0-2 | 2       | 2         |       |
| 0       |         |         |           |       |
|         | 3-1     | (0)     | 0         |       |

Diagrammatic representation of the fretboard for measures 6-9, showing a 3=G tuning. A sharp sign (♯) is placed above measure 7, and "(Harm12)" is written above measure 8.

10

Harm12 . . . .

Measures 10-14 of a guitar piece. The notation is as follows:

|       |         |         |                |             |
|-------|---------|---------|----------------|-------------|
| 3-3   | 1-1     | 0-0-1   | Harm12 . . . . | 1-0-0       |
| 1-1-3 | 3-0-1-3 | 3-1-0-1 | 1              | 1-0-1-3-3-3 |
| 0     | 0       | 0       | 0              | 0           |
| 2     |         |         | 2              |             |
| 3     | 2       | 0       | 3              | 3           |

Diagrammatic representation of the fretboard for measures 10-14, showing a 3=G tuning. "Harm12 . . . ." is written above measure 13.

15

Measure 15 of a guitar piece. The notation is as follows:



|   |
|---|
| 0 |
| 1 |
| 0 |
| 2 |
| 3 |

Diagrammatic representation of the fretboard for measure 15, showing a 3=G tuning.



# LXVII

02.03.2022



# LXVII

02.03.2022



The first system of guitar tablature consists of three staves labeled T, A, and B. The T staff contains the following sequence of notes: 2, 3, 2, 3, 2, 3, 2, 0, 2, 2, 0, 0, 2, 0. The A staff contains: 0, 0, 3, 3, 3, 0. The B staff contains: 2, 2, 0, 4, 2. Below the staves are fretboard diagrams for the T, A, and B strings, showing the fret positions for each note.

5

The second system of guitar tablature consists of three staves labeled T, A, and B. The T staff contains: 2, 3, 2, 3, 2, 4, 0, 4, 0, 2, 3, 2, 3, 2, 3, 0, 2. The A staff contains: 0, 0, 4, 4, 0. The B staff contains: 2, 3, 2. Below the staves are fretboard diagrams for the T, A, and B strings, showing the fret positions for each note.

# LXVIII

02.03.2022



# LXVIII

02.03.2022

2 2 0 0 2 2 0 0

0 3 3 3 2 0 2 0 2 3 0 2 0 3 0 3 3 2 0 2 0 0

0 5 3 1 0 0 0 4

2 2 2

8

0 0 2 0 2 0 2 7 5 0 0 7 8 7 8 7 7 5 3 2 3 2 0 0

1 0 1 3 1 0 2 3 0 0 7 8 7 8 7 7 5 3 2 3 0 4 0

7 6 2

16

0 2 3 2 0 2 2

5 3 1 0 1 3 0 0 0 0 1 1

2 2

# LXIX

03.03.2022

Musical notation for measures 1-8. The piece is in treble clef with a key signature of two sharps (F# and C#) and a common time signature (C). The notation consists of a single staff with a treble clef and a common time signature. The music features a series of chords and melodic lines, including a prominent eighth-note pattern in the right hand and a bass line in the left hand.

9

Musical notation for measures 9-12. The notation continues from the previous system, showing a continuation of the melodic and harmonic material. The eighth-note pattern in the right hand is particularly active.

13

Musical notation for measures 13-18. The notation continues from the previous system, showing a continuation of the melodic and harmonic material. The eighth-note pattern in the right hand is particularly active.

19

Musical notation for measures 19-22. The notation continues from the previous system, showing a continuation of the melodic and harmonic material. The eighth-note pattern in the right hand is particularly active.

# LXIX

03.03.2022

9

9

|   |   |   |     |   |       |       |     |     |     |
|---|---|---|-----|---|-------|-------|-----|-----|-----|
| T | 3 | 5 | 2-0 | 3 | 3-2-0 | 2-0-0 | 0   | 0   | 0-2 |
| A | 0 | 3 | 3   | 0 | 0     | 4     | 5-7 | 8-7 | 4   |
| B | 2 | 4 | 0   | 2 |       |       |     |     |     |

Diagrammatic representation of fret positions for measures 9-10.

14

14

|   |       |     |       |       |           |   |       |     |   |
|---|-------|-----|-------|-------|-----------|---|-------|-----|---|
| T | 0     | 0-2 | 3-2-3 | 0-2-0 | 2-3-2-0-0 | 3 | 0     | 0   | 0 |
| A | 0-1-3 |     | 1     |       | 0         | 4 | 5-7-8 | 7-5 | 4 |
| B | 2     |     |       |       |           | 2 |       |     |   |

Diagrammatic representation of fret positions for measures 14-15.

21

21

|   |       |       |       |   |       |       |   |       |     |
|---|-------|-------|-------|---|-------|-------|---|-------|-----|
| T | 0-2-3 | 0-2-0 | 2-3-2 | 7 | 5-3-2 | 3-2-0 | 2 | 2-0   | 3   |
| A | 4     | 5     | 0     | 0 | 3     | 2     | 0 | 0-2-3 | 3-2 |
| B |       |       | 1     |   |       |       |   |       | 0   |

Diagrammatic representation of fret positions for measures 21-22.

21

21


|   |  |  |  |   |  |  |  |  |  |
|---|--|--|--|---|--|--|--|--|--|
| T |  |  |  | 7 |  |  |  |  |  |
| A |  |  |  | 7 |  |  |  |  |  |
| B |  |  |  | 8 |  |  |  |  |  |

Diagrammatic representation of fret positions for measures 21-22.

# LXX

To Hestehover I

03.03.2022



# LXX

To Hestehover I

03.03.2022

7

7 7 7 7 5-3-2 3 2 3 2 0 0

5 5 5 6 5 4 4

0 0 7-5-3 2 0 3 2

0 0 7-5-3 2 0 3 2

0 0 7-5-3 2 0 3 2

7

0-7-10-8-7 10-8-10 7 7 8-10-8-7 9 10 9 10-9 10 9 7 3-2-3 0

10-8-10 7 7 8-10-8-7 9 10 9 10-9 10 9 7 3-2-3 0

0 0 7-5-3 2 0 3 2

0 0 7-5-3 2 0 3 2

0 0 7-5-3 2 0 3 2

12

2 0 3 5 3 2 0 2 0 2 0 2 0 2 0 2 0 2

0 3 5 3 2 4 0 3 1 1 0 0 0 3 2 0 2 3 3 3 2 0 2

0 0 7-5-3 2 0 3 2

0 0 7-5-3 2 0 3 2

0 0 7-5-3 2 0 3 2

15

3 2 4 0 0 2 3 2 3 2 0 2 2 0 0 0 2

0 0 7-5-3 2 0 3 2

0 0 7-5-3 2 0 3 2

0 0 7-5-3 2 0 3 2



0 0 7-5-3 2 0 3 2



# LXXI

To Hestehover II




04.03.2022





# LXXII

05.03.2022



# LXXII

05.03.2022

**T** 2-2 7-7 10 0-1 1-2 2-0-0  
**A** 0 0 0 10 3-2-0 2-3 3 3 0-3  
**B** 0 0 9 0 0 0 0 0 1

1 | 2 | 3 | 4 | 5 | 6 | 7 | 8 | 9

10

**T** 2-0-2 0-2 0 2-2-7-9  
**A** 0 3 2-3 0 0 0 0  
**B** 2-0-2 0-2-4 0-2 2-4 0-2-4 4-4 2-3

10 | 11 | 12 | 13 | 14 | 15

16

**T** 10 0 0  
**A** 9 8 8  
**B** 9 9 7

VII

16

# LXXIII

04.03.2022

3=G 8

8

15 Harm12

23

29

34

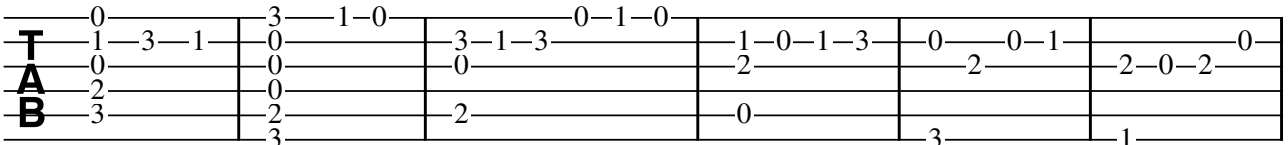
39

Detailed description of the musical score: The score consists of seven staves of music, each beginning with a measure number (3, 8, 15, 23, 29, 34, 39) and a time signature of 3=G 8. The music is written in treble clef. The first staff starts with a 3=G 8 time signature. The notation includes various note values (quarter, eighth, sixteenth notes), rests, and accidentals (sharps, naturals). There are also dynamic markings such as 'Harm12' above the 15th measure. The score concludes with a double bar line and repeat signs at the end of the 39th measure.


# LXXIII

04.03.2022

3=G





3=G




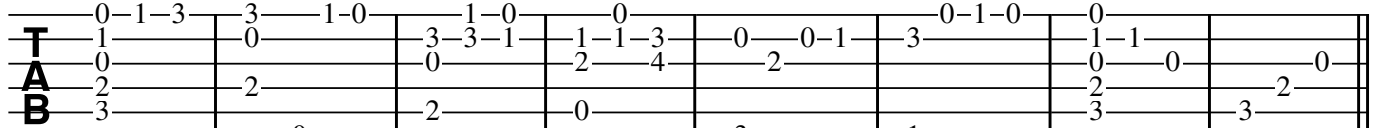
System 1: Tablature and diagram for measures 1-6. Measure 1: TAB (1-3-1), (0), (2), (3); Diagram (3=G). Measure 2: TAB (0), (0), (2), (3); Diagram (3=G). Measure 3: TAB (3-1-0), (0), (2); Diagram (3=G). Measure 4: TAB (3-1-3), (0), (2); Diagram (3=G). Measure 5: TAB (0-1-0), (1-0-1-3), (0); Diagram (3=G). Measure 6: TAB (0-0-1), (2-0-2), (1); Diagram (3=G).

7



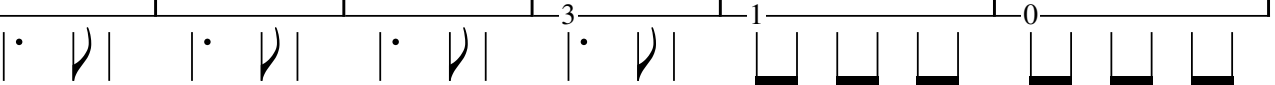
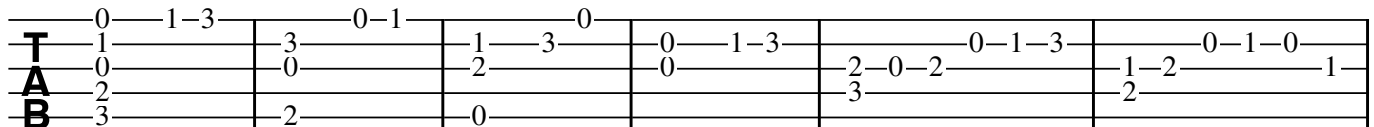
System 2: Tablature and diagram for measures 7-13. Measure 7: TAB (1-0), (1-3); Diagram (3=G). Measure 8: TAB (0-3-1), (1); Diagram (3=G). Measure 9: TAB (3-1-0), (3); Diagram (3=G). Measure 10: TAB (1-0), (1); Diagram (3=G). Measure 11: TAB (0), (2-3); Diagram (3=G). Measure 12: TAB (0-0-1), (2-0-2); Diagram (3=G). Measure 13: TAB (1-0), (2-1-2); Diagram (3=G).

14




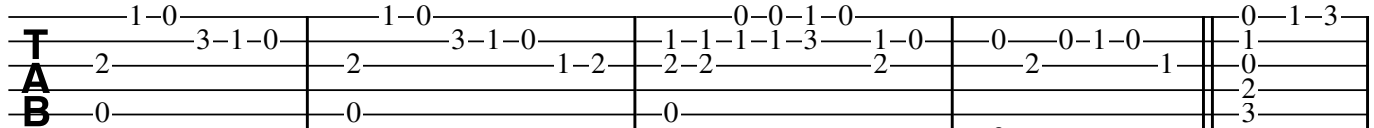
System 3: Tablature and diagram for measures 14-21. Measure 14: TAB (0-1-3), (3); Diagram (3=G). Measure 15: TAB (3-1-0), (0); Diagram (3=G). Measure 16: TAB (3-3-1), (0); Diagram (3=G). Measure 17: TAB (1-1-3), (2-4); Diagram (3=G). Measure 18: TAB (0-0-1), (2); Diagram (3=G). Measure 19: TAB (3-0-1-0), (3); Diagram (3=G). Measure 20: TAB (0), (1-1); Diagram (3=G). Measure 21: TAB (0), (2); Diagram (3=G). Harm12

22




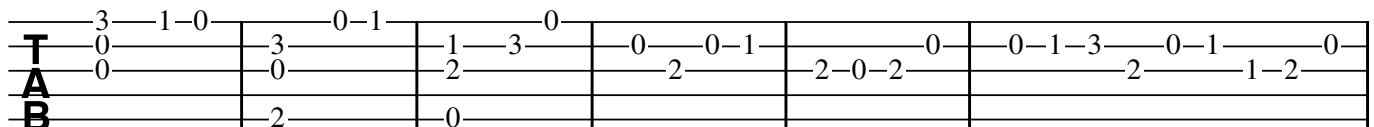
System 4: Tablature and diagram for measures 22-27. Measure 22: TAB (0-1-3), (3); Diagram (3=G). Measure 23: TAB (3-0-1), (0); Diagram (3=G). Measure 24: TAB (1-3-0), (2); Diagram (3=G). Measure 25: TAB (0-1-3), (0); Diagram (3=G). Measure 26: TAB (0-1-3), (2-0-2); Diagram (3=G). Measure 27: TAB (0-1-0), (1-2); Diagram (3=G).

28



System 5: Tablature and diagram for measures 28-32. Measure 28: TAB (1-0), (2); Diagram (3=G). Measure 29: TAB (3-1-0), (2); Diagram (3=G). Measure 30: TAB (1-0), (1-2); Diagram (3=G). Measure 31: TAB (0-0-1-0), (2-2); Diagram (3=G). Measure 32: TAB (1-0), (2); Diagram (3=G).

33



System 6: Tablature and diagram for measures 33-39. Measure 33: TAB (3-1-0), (3); Diagram (3=G). Measure 34: TAB (0-1), (0); Diagram (3=G). Measure 35: TAB (1-3-0), (2); Diagram (3=G). Measure 36: TAB (0-0-1), (2); Diagram (3=G). Measure 37: TAB (2-0-2), (0); Diagram (3=G). Measure 38: TAB (0-1-3), (2); Diagram (3=G). Measure 39: TAB (0-1), (1-2); Diagram (3=G).

2

39

TAB notation for guitar with fret numbers and diagrams. The notation is organized into four measures across three lines (T, A, B).  
Measure 1: T (1-3), A (0-1-3), B (0-1).  
Measure 2: T (0-1-3-1-3), A (2), B (0).  
Measure 3: T (0-1-0-1-3), A (3), B (2-3).  
Measure 4: T (0-1-0), A (3-1-0-1), B (2-0).  
Diagrams below the notation show the fretting patterns for each measure.

43

TAB notation for guitar with fret numbers. The notation is organized into three lines (T, A, B).  
T: 0  
A: 1  
B: 0-2-3

|•

# LXXIV


06.03.2022



Musical staff 1: Treble clef, key signature of three sharps (F#, C#, G#), and a common time signature (C). The staff contains a sequence of notes and rests. A first measure rest is indicated by an '8' below the staff. A triplet of eighth notes is marked with a '3' above the notes. A second measure rest is indicated by an '8' below the staff. A second triplet of eighth notes is marked with a '3' below the notes.



Musical staff 2: Treble clef, key signature of three sharps (F#, C#, G#), and a common time signature (C). The staff contains a sequence of notes and rests. A first measure rest is indicated by an '8' below the staff. The staff concludes with a double bar line and a fermata over the final note.



Musical staff 3: Treble clef, key signature of three sharps (F#, C#, G#), and a common time signature (C). The staff contains a first measure rest indicated by a '15' above the staff and an '8' below the staff. The staff concludes with a double bar line and a fermata over the final note.



# LXXIV

06.03.2022

2-2-0 | 0 | 4-3-2 | 3-2-0 | 2-3-3-0-2 | 2-2-0 | 0 | 3-2-0-3

**T**  
**A**  
**B**

3 3

Detailed description: This block contains the first seven measures of a guitar tab. The notation is written on a six-line staff. Measure 1: Treble (2), Middle (2), Bass (0). Measure 2: Treble (0), Middle (4), Bass (3-2). Measure 3: Treble (3), Middle (2), Bass (0). Measure 4: Treble (2), Middle (3), Bass (3-0-2). Measure 5: Treble (2), Middle (2), Bass (0). Measure 6: Treble (0), Middle (3), Bass (2-0-3). Measure 7: Treble (3), Middle (2), Bass (0-3). Pickup diagrams are shown below the staff, with triplets of three notes indicated in measures 4 and 5.

8

2-3 | 5-3-2 | 3-2-0 | 2-0 | 3-2-0 | 2-0 | 3-2-3-2-0-2

**T**  
**A**  
**B**

3

Detailed description: This block contains measures 8 through 14. Measure 8: Treble (2), Middle (3). Measure 9: Treble (5), Middle (3-2). Measure 10: Treble (3), Middle (2), Bass (0). Measure 11: Treble (2), Middle (0). Measure 12: Treble (3), Middle (3), Bass (2-0-3). Measure 13: Treble (0), Middle (3-2-0). Measure 14: Treble (2), Middle (0), Bass (3-2-3-2-0-2). A wavy line above the staff in measure 14 indicates a vibrato effect. Pickup diagrams are shown below the staff.

15

2

**T**  
**A**  
**B**



3  
3  
0

|

Detailed description: This block shows the beginning of measure 15. The notation is on a six-line staff. Fret numbers are 2 on the treble line, 3 on the middle line, 3 on the bass line, and 0 on the bottom line. A vertical bar line is at the end of the measure. A pickup diagram is shown below the staff.

# LXXV

06.03.2022



# LXXV

06.03.2022

**T**  
**A**  
**B**

5-5 | 2-0 | 0-0-2 | 2-2-0 | 3-2-0 | 0-2-3-2-3 | 0-0-2

7 | 3-3 | 2-3 | 3 | 0-4 | 5-3-1-3

8 | 5 | 3 | 0 | 0 | 5-3-1

0 | | | 2 | 2 | |

| | | | | | | | | | | |

7

**T**  
**A**  
**B**

VII

2 | 7 | 2-0-0 | 0-0-0 | 0-0-0

0 | 7-7-8-8-9-9-8-8 | 0-1-3-3-2-4 | 0-0

0 | 8-8-9-9-8-8 | 1-3-4-0 | 0-0

2-10-9 | 7 | 2 | 2 | 2-10-9-7

| | | | | | | | | | | |

11

**T**  
**A**  
**B**

VII

7 | 7 | 7 | 7 | 7 | 7 | 7

0 | 2 | 4 | 6 | 7 | 9 | 8 | 9 | 9 | 9 | 7

| | | | | | | | | | | |

# LXXVI

07.03.2022

Musical staff 1, measures 1-7. The staff begins with a treble clef, a key signature of one sharp (F#), and a common time signature (C). It contains a sequence of chords and melodic lines. A wavy line above the staff indicates a vibrato effect. The notes are primarily eighth and quarter notes.

Musical staff 2, measures 8-14. The staff continues the musical piece with similar chordal and melodic structures. A wavy line above the staff indicates a vibrato effect. The notes are primarily eighth and quarter notes.

Musical staff 3, measures 15-19. The staff continues the musical piece. A wavy line above the staff indicates a vibrato effect. The notes are primarily eighth and quarter notes. A chord symbol 'H7' is present above the staff.

Musical staff 4, measures 20-24. The staff continues the musical piece. A wavy line above the staff indicates a vibrato effect. The notes are primarily eighth and quarter notes. The piece concludes with a double bar line.

# LXXVI

07.03.2022

♯

0 2-3-2-0 2-3-2 2-3-2 0 1-0 1-0 1-3 1-0 1-0-1-3

TAB

1 0 0 3 1 0 3 1 0 3

2 0 0 4 1 3 0 3 1 0 3

3 0 0 0 2 0 0 0 0 0

Diagram showing fret positions for measures 1-7. Measure 1 has a dot on the 1st string. Measure 7 has a ♯ symbol above it.

8

1-0 0 0-2-3 5 3 3 2-3-2-0 0

TAB

3 3 1-0 2 3 1 2 3 2-0 0 1 1

2 3 1 4 2 0 0 2 3-2-3 1

0 0 0 0 0 0 0 0 0 0 0 1

Diagram showing fret positions for measures 8-15. Measure 15 has a ♯ symbol above it.

16

1-0 0 0 0 0 H7 2-3-2-0 2 1 0

TAB

1-0-1 3 2 1 1 1 0 3 3 2 2 1 1

1 0 3 1 1 1 0 4 3 3 2 2 1 1

0 0 2 2 2 2 0 0 0 0 0 0 0 0

Diagram showing fret positions for measures 16-20. Measure 17 has an H7 chord symbol above it.

21

0

TAB

1

2

1

0

0

Diagram showing fret positions for measure 21.

# LXXVII

08.03.2022

3=G 8

The first system of music contains measures 1 through 4. It begins with a treble clef, a key signature of two sharps (F# and C#), and a common time signature. The melody starts on G4, moving through A4, B4, and C5. The bass line consists of a steady eighth-note accompaniment, starting on G3 and moving through F#3, E3, and D3. Measure 4 ends with a double bar line.

5

The second system of music contains measures 5 through 8. The melody continues from the previous system, with notes like B4, A4, G4, and F#4. The bass line continues with eighth notes, including E3, D3, and C3. Measure 8 ends with a double bar line.

11

The third system of music contains measures 9 through 12. The melody features more complex rhythmic patterns, including sixteenth notes. The bass line continues with eighth notes, including B2 and A2. Measure 12 ends with a double bar line.

17

The fourth system of music contains measures 13 through 16. The melody continues with notes like G4, F#4, and E4. The bass line includes notes like G2, F#2, and E2. Measure 16 ends with a double bar line.

# LXXVII

08.03.2022

II

3=G

Detailed description: This block contains the first six measures of a guitar piece. The notation is written on a six-line staff. The top line is labeled 'T', the middle line 'A', and the bottom line 'B'. Measure 1: T (0), A (4-5-4), B (3). Measure 2: T (5-4-2-2-1), A (4), B (2). Measure 3: T (2-0-0), A (2-3-4-3-2), B (0). Measure 4: T (3-2-2-0), A (1-3), B (2-1). Measure 5: T (0), A (3-2-0), B (3). Measure 6: T (3-1), A (2), B (2). A '3=G' marking is placed below the first measure. A Roman numeral 'II' is placed above the second measure. Vertical bar lines separate the measures, and a vertical line is placed at the end of the sixth measure.

7

Detailed description: This block contains measures 7 through 12. Measure 7: T (1-0), A (2), B (0). Measure 8: T (1-0-0), A (1-3-1-0), B (2). Measure 9: T (0), A (2-0), B (2-1). Measure 10: T (2-3-0), A (1), B (1). Measure 11: T (2-2-0-0), A (2-3-3-2), B (1). Measure 12: T (2), A (0), B (2). Vertical bar lines separate the measures, and a vertical line is placed at the end of the twelfth measure.

13

II

Detailed description: This block contains measures 13 through 18. Measure 13: T (2-1-1-0-0), A (3-2-2-1-1), B (1-0). Measure 14: T (2-0), A (4), B (3). Measure 15: T (3-5-7), A (0), B (3). Measure 16: T (7-5-7), A (5), B (2). Measure 17: T (7-7-5), A (7), B (6-7). Measure 18: T (5-4), A (2), B (4). Measure 19: T (4-2-1), A (2), B (4). Measure 20: T (2), A (0), B (2). Measure 21: T (1-1-0), A (1-1-0), B (2). A Roman numeral 'II' is placed above the thirteenth measure. Vertical bar lines separate the measures, and a vertical line is placed at the end of the twentieth measure.

21

Detailed description: This block contains measure 21. The notation is on a six-line staff. The top line is labeled 'T', the middle line 'A', and the bottom line 'B'. The notes are: T (2), A (0), B (3). A vertical bar line is placed at the end of the measure.

# LXXVIII

09.03.2022

The first system of musical notation consists of a single staff in treble clef with a key signature of two sharps (F# and C#). The music begins with a bass clef symbol and the number '8' below the staff. The notation includes various note values, rests, and accidentals. A flat symbol (b) appears above the staff in the fourth measure, and another flat symbol (b) appears above the staff in the sixth measure. The label 'H12' is positioned above the staff in the seventh measure. The system concludes with a double bar line.

The second system of musical notation consists of a single staff in treble clef with a key signature of two sharps (F# and C#). The music begins with a bass clef symbol and the number '8' below the staff. The notation includes various note values, rests, and accidentals. The system concludes with a double bar line and a fermata symbol (a curved line with two dots) above the final notes.



# LXXVIII

09.03.2022

2-5-10 0 11-9 H12 5-3 5-3-2 3-2-0  
0-7-0-10 0 11 12 12 0 0 0 0  
0 9 0 8 10 11-12 10 0 0 2  
9 9 10-11 0 0 0

The first system of TAB notation consists of six horizontal lines representing guitar strings. The notes are: E2 (2), G2 (5), B2 (10), D3 (0), F#3 (11), A3 (9), C#4 (H12), E4 (5), G4 (3), A4 (5), F#4 (3), E4 (2), D4 (3), C#4 (2), B3 (0), A3 (2), G3 (0). Below the strings are vertical lines representing pickup positions, with some lines having a downward-pointing arrowhead.

8 2 0 1 2-3-2 2 ↗  
3-2-0 0-2-3 0 3-2 0 1-3-0-1-0 0 0  
1-0-1-3 0 0 2 2 2 1-2  
2 0 2 2 2 2 1-2

The second system of TAB notation starts with the measure number '8'. It consists of six horizontal lines representing guitar strings. The notes are: E2 (2), G2 (3), F2 (2), E2 (0), D3 (0), C3 (2), B2 (3), A2 (0), G2 (1), F2 (3), E2 (2), D3 (0), C3 (1), B2 (3), A2 (0), G2 (1), F2 (0), E2 (2), D3 (2), C3 (2), B2 (2), A2 (1), G2 (2). The system ends with a double bar line and a wavy arrow pointing upwards and to the right. Below the strings are vertical lines representing pickup positions, with some lines having a downward-pointing arrowhead.

# LXXIX

10.03.2022

8

6

12

17

20

Harm12

H7

Harm5

# LXXIX

10.03.2022

II

TAB

6

TAB

11

TAB

17

II I Harm12 H7 (Harm5)

TAB

# LXXX

11.03.2022

3=G

8

7

8

11

8

17

8

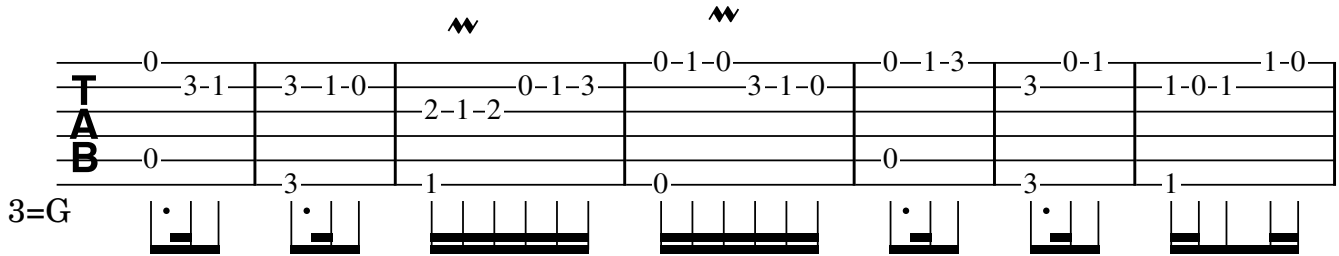
24

8

# LXXX

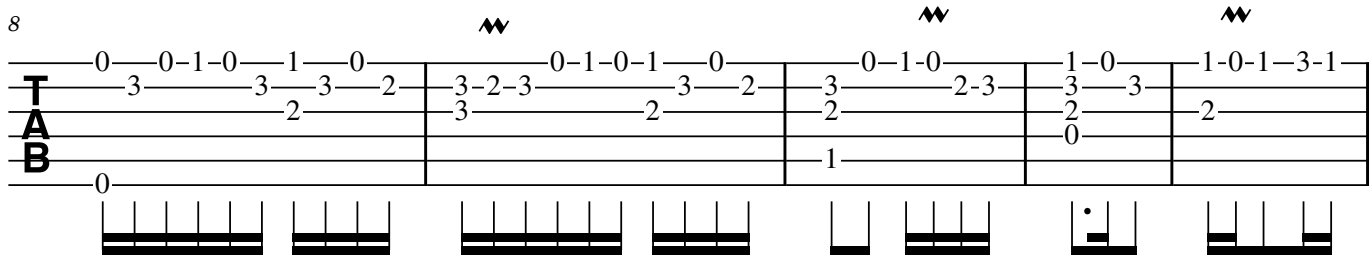
11.03.2022

3=G



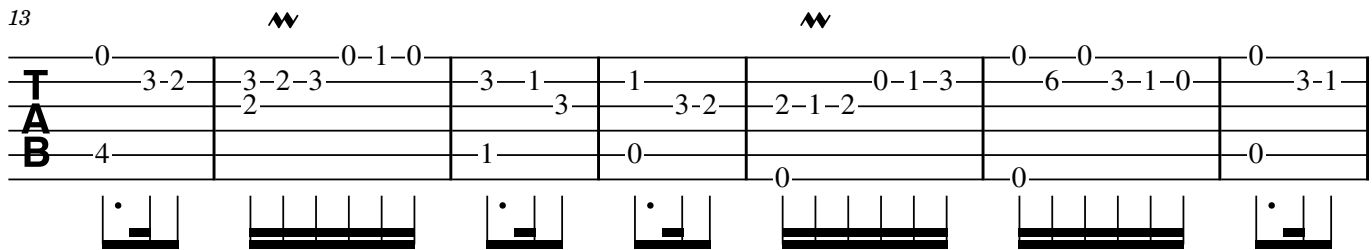
System 1: Measures 1-7. Treble clef. TAB lines: T (0, 3-1, 3-1-0, 2-1-2, 0-1-3, 0-1-0, 3-1-0, 0-1-3, 3-0-1, 1-0-1, 1-0), A (0, 3, 1, 0, 3, 0, 3), B (0, 3, 1, 0, 3, 0, 3). Includes a 3=G tuning indicator and fretboard diagrams.

8



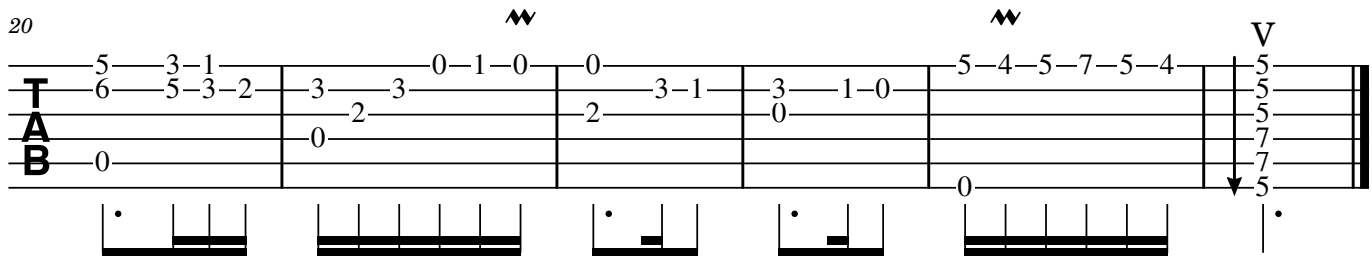
System 2: Measures 8-12. Treble clef. TAB lines: T (0-0-1-0-1-0, 3-2-3, 0-1-0-1-0, 3-0, 3-0-1-0, 1-0, 1-0-1-3-1), A (3, 3, 2, 3, 2, 3, 2, 2, 3, 2, 3, 3), B (0, 2, 3, 2, 2, 1, 0, 2, 3, 2). Includes a fretboard diagram.

13



System 3: Measures 13-19. Treble clef. TAB lines: T (0-3-2, 3-2-3, 0-1-0, 3-1, 1, 3-2, 2-1-2, 0-1-3, 0-0, 6-3-1-0, 0-3-1), A (2, 2, 3, 3, 3, 2, 2, 2, 2, 6, 3, 1, 0), B (4, 1, 0, 0, 0, 0, 0, 0, 0, 0, 0, 0). Includes a fretboard diagram.


20



System 4: Measures 20-24. Treble clef. TAB lines: T (5-3-1, 3-0-1-0-0, 3-1, 3-1-0, 5-4-5-7-5-4, 5), A (6-5-3-2, 3-2-3, 2-3-1, 3-0, 5-4-5-7-5-4, 5), B (0, 0, 2, 0, 0, 0, 0, 0, 0, 0, 0, 5). Includes a fretboard diagram and a 'V' symbol at the end.

# LXXXI

12.03.2022



# LXXXI

12.03.2022

**T**  
**A**  
**B**

2 2-0-2 2-0 0 2 2-0-0-2 2-0 0  
0-3-3 2-3 0-2-3 0-3-3-3 3-2-3  
0 4 0 4 0 1 1

6

**T**  
**A**  
**B**

0 0-2 2-0-0 2-0-2-3-0 0-2 2 0-2 2-0  
2-3 3 0 3-2-3 3 3 0-1-0 0 0 0  
1 2 1 2 2 2

# LXXXII

13.03.2022

3=G 8

H7 H5

6 8

H7

10 8

H5

15 8



# LXXXII

13.03.2022

3=G

3=G

3-2 4-5 5 3 0-0-2-3 0-2-0 2-2-0 0-3-2 3-3-2

3 3 3 3 1 2

0 4 2 0 4 2

H7 H5

T  
A  
B

Detailed description: This block contains the first six measures of a guitar piece. The notation is written on a six-line staff. The first measure has a treble clef and a key signature of one flat (3=G). The notes are: 0, 0, 3, 2, 4, 5, 5, 3, 0, 0, 2, 3, 0, 2, 0, 2, 2, 0, 0, 3, 2, 3, 3, 2. The bass line notes are: 0, 4, 2, 0, 4, 2. There are also some triplets indicated by a '3' over the notes. Above the staff, 'H7' and 'H5' are written above the first two measures. Below the staff, there are vertical bar lines and some horizontal lines representing fretted notes.

7

7

3-2 2-2-0-0 3-3-2-2-0-2-3 2-0 0-0 4-2

3 0 0 2 1 0 0 4

1-2 1 2 0 2 0 0 4

H7 H5

T  
A  
B

Detailed description: This block contains measures 7 through 12. The notation is written on a six-line staff. The notes are: 2, 3, 2, 2, 0, 0, 0, 0, 2, 3, 2, 2, 2, 0, 0, 2, 3, 2, 0, 0, 0, 0, 4, 2. The bass line notes are: 1, 2, 1, 2, 0, 2, 0, 0, 4. There are some triplets indicated by a '3' over the notes. Above the staff, 'H7' and 'H5' are written above the 8th and 10th measures respectively. Below the staff, there are vertical bar lines and some horizontal lines representing fretted notes.

13

13

2 2 2 3 2 0 2 3 0 3

5 3 5 1 1 1 1 2 1 2 2 3


4 0 0 2 3 2 2 3

T  
A  
B

Detailed description: This block contains measures 13 through 15. The notation is written on a six-line staff. The notes are: 2, 2, 2, 3, 2, 0, 2, 3, 0, 3, 5, 3, 5, 1, 1, 1, 1, 2, 1, 2, 2, 3, 2, 2, 3, 0, 3. The bass line notes are: 4, 0, 0, 2, 3, 2, 2, 3. There are some triplets indicated by a '3' over the notes. Below the staff, there are vertical bar lines and some horizontal lines representing fretted notes.

# LXXXIII

14.03.2022



# LXXXIII

14.03.2022

7

6-measure guitar tablature. Measure 1: T (2), A (0-3), B (4). Measure 2: T (0), A (2-3-2-0), B (2-0-0). Measure 3: T (2-0), A (3-3-2), B (3). Measure 4: T (2-0), A (0-2-3), B (2). Measure 5: T (2-0), A (3), B (0). Measure 6: T (3-0-2), A (3), B (2).

7

5-measure guitar tablature. Measure 7: T (2), A (0-3-2-0), B (4). Measure 8: T (3-2-0), A (3-2-0), B (4). Measure 9: T (2-0-0), A (3-3-0), B (3). Measure 10: T (2-2-0), A (0), B (2). Measure 11: T (3-2), A (3-2), B (2-1-2).

12

II

5-measure guitar tablature. Measure 12: T (3-2), A (0-0-2-3), B (2). Measure 13: T (0), A (0-2-3), B (3). Measure 14: T (2-0), A (3-3), B (4). Measure 15: T (2-3-2-0), A (3-3-0-2), B (1-2). Measure 16: T (0), A (2-2-3-2-0-0), B (3-4).





17

2-measure guitar tablature. Measure 17: T (2-0-2-3-0), A (3-3-2-3-2-0), B (4). Measure 18: T (2-3-2-2), A (0-3-2-0), B (2-0-2). Ends with a double bar line and a fermata.

# LXXXIV

Ikaros

15.03.2022



# LXXXIV

Ikaros

15.03.2022

2-2 | 2-2-0 | 2-2 | 0 | 0-2-3 | 0-2 | 2-0-2-3-3 | 2-0-3-2

0 | 0 | 3-3 | 2-3-2 | 4 | 0-2-3-3 | 0 | 0-3-2

4 | 2 | 2

Detailed description: This block contains the first six measures of the guitar piece. The top staff shows the treble clef with fret numbers: 2-2, 2-2-0, 2-2, 0, 0-2-3, 0-2, 2-0-2-3-3, and 2-0-3-2. The middle staff shows the bass clef with fret numbers: 0, 0, 3-3, 2-3-2, 4, 0-2-3-3, 0, and 0-3-2. The bottom staff shows chord diagrams for each measure, with some notes marked with a dot (•) to indicate natural harmonics.

7

2-0 | 2-2-0 | 2-0 | 3-2-2-0 | 0-0 | 0-0-2-0 | 3-2

3-3-2-3-2 | 0-3 | 3-3-2-0 | 2-3 | 2-3 | 3-2

4-3-4 | 3 | 3-3-2 | 3-3 | 3 | 0-0

2 | 0-0

Detailed description: This block contains measures 7 through 10. The top staff shows the treble clef with fret numbers: 2-0, 2-2-0, 2-0, 3-2-2-0, 0-0, 0-0-2-0, and 3-2. The middle staff shows the bass clef with fret numbers: 3-3-2-3-2, 0-3, 3-3-2-0, 2-3, 2-3, and 3-2. The bottom staff shows chord diagrams for each measure, with some notes marked with a dot (•) to indicate natural harmonics.

11

2-0 | 2-3-2-0-2 | 2-0 | 3-2-0-2-3 | 2-0-2-3

0-2-3-2-3-2 | 2-0-2-3-2 | 2-3-2-0-2 | 3-2-3-2-0-2-2-0-2-3

3-5-3 | 2-0 | 0 | 1-3 | 3

0 | 2

Detailed description: This block contains measures 11 through 13. The top staff shows the treble clef with fret numbers: 2-0, 2-3-2-0-2, 2-0, 3-2-0-2-3, and 2-0-2-3. The middle staff shows the bass clef with fret numbers: 0-2-3-2-3-2, 2-0-2-3-2, 2-3-2-0-2, and 3-2-3-2-0-2-2-0-2-3. The bottom staff shows chord diagrams for each measure, with some notes marked with a dot (•) to indicate natural harmonics.

14

3-2-0 | 0 | 2-2-2-2-3-2-0-2 | 2

0 | 0-0 | 0-0 | 0-0

2-1 | 2-3 | 3-2 | 3-0-2 | 2

Detailed description: This block contains the final two measures of the piece. The top staff shows the treble clef with fret numbers: 3-2-0, 0, 2-2-2-2-3-2-0-2, and 2. The middle staff shows the bass clef with fret numbers: 0, 0-0, 0-0, and 0-0. The bottom staff shows chord diagrams for each measure, with some notes marked with a dot (•) to indicate natural harmonics.

# LXXXV

16.03.2022

3=G 8

8

15

23

30

38

# LXXXV

16.03.2022

0 1 1 1 0 1 1 0 0 1 3 3 0 1 0 1 3 3 0

T 1 1 1 1 0 1 1 0 0 1 3 3 0 1 0 1 3 3 0

A 0 2 3 3 2 3 1 3 0 3 0 3 0 0 0 3 0

B 3 2 3 3 2 0 3 3 2

3=G

7 I 1 1 0 0 0 3 5 6 8

T 1 1 0 3 3 3 1 3 1 1 0 1 0 0 3 5 6 8

A 2 3 2 3 3 3 1 3 0 0 1 0 2 2 3 5 7

B 0 1 3 0 2 3 0 2 3 5 7

14 0 1 3 1 0 1 3 0 0 1 3 1 0 0 1 3 1 0 1 3 0

T 3 1 3 3 1 0 1 3 0 1 3 3 1 0 1 3 1 0 1 3 0

A 0 1 0 2 3 0 2 3 0 0 3 1 2 0 1 3 1 2 0 1 3

B 3 3 3 3 3 3 2 3 3 1 3 1 2 3

22 I 1 3 0 3 0 1 0 0 1 3 1 0 3 3 1 3 0 1 0 0 1 0 3 1 0 1 3 1 3 0

T 1 3 0 3 0 1 0 0 1 3 1 0 3 3 1 3 0 1 0 0 1 0 3 1 0 1 3 1 3 0

A 0 2 3 2 3 3 3 3 1 3 2 3 1 2 0 1 0 1 3 1 3 0

B 0 2 3 2 3 3 3 3 1 3 2 3 1 3 0

29 0 1 3 0 3 1 0 1 0 0 3 1 0 3 1 0 3 1 0 0 1 0 1 3 1 3 0

T 3 3 3 3 1 3 1 0 3 1 0 3 1 0 2 0 1 0 1 3 1 3 0

A 2 3 2 0 3 1 3 1 3 2 3 1 3 0

B 2 3 2 0 3 1 3 0

37 0 1 3 0 1 0 2 3 1 3

T 3 0 1 0 1 0 2 3 1 3

A 2 3 3 1 3

B 2 3 3

# LXXXVI

16.03.2022

3=G  
8

Musical notation for the first system, measures 1-5. It features a treble clef, a key signature of one sharp (F#), and a common time signature. The notation includes various note values, rests, and accidentals, with some notes marked with an '8' below them.

6

Musical notation for the second system, measures 6-10. It features a treble clef, a key signature of one sharp (F#), and a common time signature. The notation includes various note values, rests, and accidentals, with some notes marked with an '8' below them.



# LXXXVI

16.03.2022

II

3=G

8

0 0 3  
0 1 2  
0 1 3  
0 1 1

# LXXXVII

17.03.2022

8

Demp

4

5

6

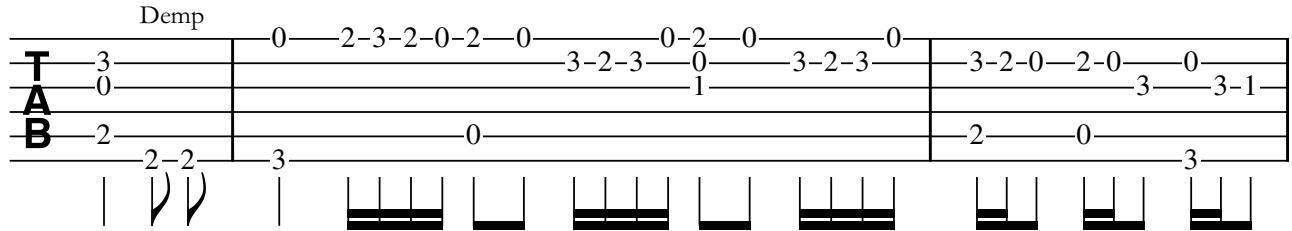
8

Demp


# LXXXVII

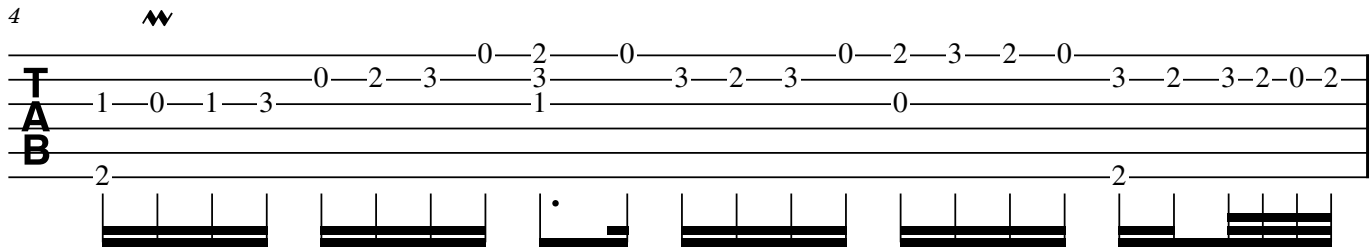
17.03.2022

Demp




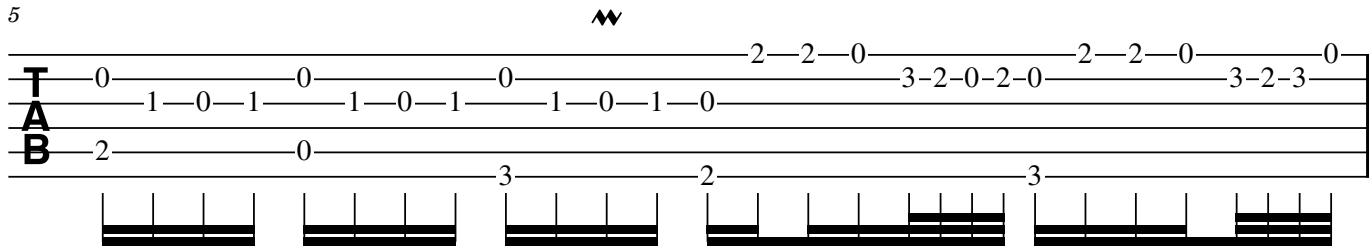
System 1: Three staves (T, A, B) with fret numbers. Staff T: 3-0 | 0-2-3-2-0-2-0 | 0-2-0 | 0 | 3-2-0-2-0-0 | 3-3-1. Staff A: 0 | 3-2-3 | 0 | 1 | 3-2-3 | 3-2-0-2-0-0 | 3-3-1. Staff B: 2 | 2-2 | 3 | 0 | 2 | 0 | 3. Includes rhythmic notation below the staves.

4 



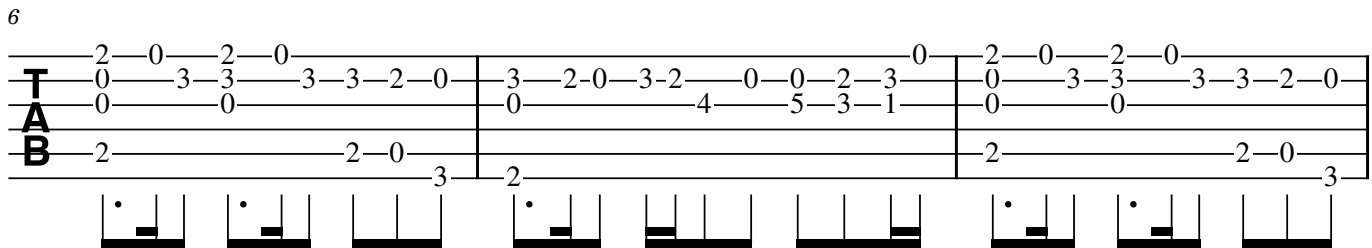
System 4: Three staves (T, A, B) with fret numbers. Staff T: 0-2-0-0 | 0-2-3-2-0 | 3-2-3-0-2-3-2-0 | 3-2-3-2-0-2. Staff A: 1-0-1-3 | 0-2-3 | 1 | 3-2-3 | 0 | 3-2-3-2-0-2. Staff B: 2 | 2 | 2. Includes rhythmic notation below the staves.

5 



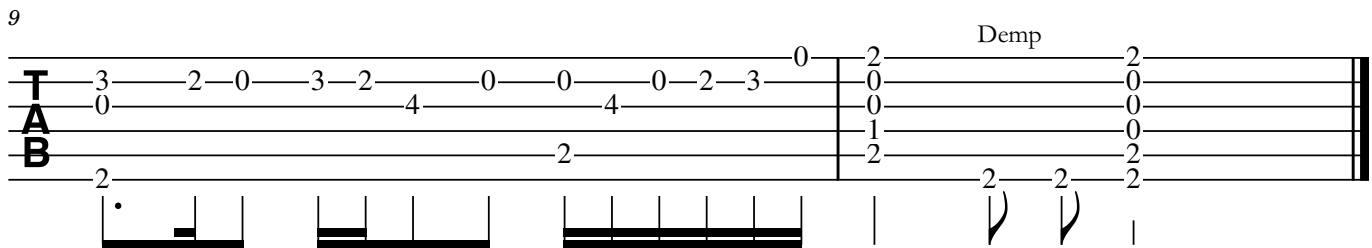
System 5: Three staves (T, A, B) with fret numbers. Staff T: 0-1-0-1 | 0-1-0-1 | 0-1-0-1-0 | 2-2-0 | 3-2-0-2-0 | 2-2-0 | 3-2-3-0. Staff A: 1-0-1 | 1-0-1 | 1-0-1-0 | 3-2-0-2-0 | 2-2-0 | 3-2-3-0. Staff B: 2 | 0 | 3 | 2 | 3. Includes rhythmic notation below the staves.

6



System 6: Three staves (T, A, B) with fret numbers. Staff T: 2-0-2-0 | 3-3-2-0 | 3-2-0-3-2-0-0-2-3 | 0-0-2-3 | 0-3-3-0 | 3-3-2-0. Staff A: 0 | 0 | 0 | 4 | 5 | 3 | 1 | 0 | 0 | 3-3-2-0. Staff B: 2 | 2-0 | 3 | 2 | 2-0 | 3. Includes rhythmic notation below the staves.

9



System 9: Three staves (T, A, B) with fret numbers. Staff T: 3-2-0-3-2 | 0-0-0-2-3 | 0 | 2 | 2 | 2. Staff A: 0 | 4 | 4 | 0 | 0 | 0 | 0 | 0 | 0 | 0 | 0 | 0. Staff B: 2 | 2 | 2 | 2 | 2 | 2. Includes rhythmic notation below the staves.

# LXXXVIII

18.03.2022

6=D

8

7

H12

8

13

8

# LXXXVIII

18.03.2022

6=D

6=D

2 5 5 0 2 3 3 2 2 0 0 0 2  
3 7 8 7 7 8 7 7 2 3 3 5 3 3 2 2 0 0 0 2  
3 7 8 8 8  
0

0 0

Diagram showing guitar TAB notation for measures 1-6. The notation includes fret numbers (0-8) and a 6=D tuning indicator. The diagram shows the string layout and fret positions for each measure.

7

7

H12

2 0 5 7 10 9 7 0 3 5 3 2 0 2 0 0 2 3 2 5 7 3 2 0  
3 3 7 8 10 9 7 0 3 5 3 2 0 2 0 0 2 3 2 7 8 5  
0 0 2 4 2 0 3 2 7 8 5  
0 9 8 2 4 2 0 0 0

Diagram showing guitar TAB notation for measures 7-13. The notation includes fret numbers (0-10), a H12 (12th fret) indicator, and a 7 tuning indicator. The diagram shows the string layout and fret positions for each measure.

14

14

10 9 7 10 7 10 8 7 8 7 10 7 2 3 3 0

Diagram showing guitar TAB notation for measures 14-16. The notation includes fret numbers (0-10) and a 14 tuning indicator. The diagram shows the string layout and fret positions for each measure.

# LXXXIX

18.03.2022

First musical staff, measures 1-4. Treble clef, key signature of three sharps (F#, C#, G#), 8/8 time signature. The melody consists of quarter and eighth notes, with a descending eighth-note line in the final measure.

Second musical staff, measures 5-8. Treble clef, key signature of three sharps, 8/8 time signature. The melody continues with eighth-note patterns and includes a double bar line at the end of the staff.

Third musical staff, measures 9-12. Treble clef, key signature of three sharps, 8/8 time signature. The melody features eighth-note runs and includes a fermata over the final note.

Fourth musical staff, measures 13-16. Treble clef, key signature of three sharps, 8/8 time signature. The melody continues with eighth-note patterns and includes a fermata over the final note.

Fifth musical staff, measures 17-20. Treble clef, key signature of three sharps, 8/8 time signature. The melody concludes with a fermata over the final note, which is a half note.

# LXXXIX

18.03.2022

2 3 2 2 0

TAB 4 0 0 3 3 2 0 2 2 1 0 2 0 2 3 2

5

0 2 3 2 0 2 2 0 0

TAB 3 3 2 3 2 3 2 0 2 2 3 2 0 2 2 2 0 2 2 2 0 2 3 2 0 1 0 1 3 3 1

8

0 2 0 0

TAB 3 3 2 0 2 0 0 3 1 3 1 2 3 2 3 2

11

2 0 2 3 2 0 2 3 2 3 2 0 2 2 3 2 0 2 2 1 0 1 3 1 0 0 2 0

TAB 0 0 0 0 0 0 0 0 0 0 0 0 0 0 0 0 0 0 0 0 0 0 0 0 0 0


13

2 0 2 3 2 0 2 0 2 0 1 0 1 3 1 0 2 0 2 3 2 0 2 0 0 0 0 2 2 2

TAB 1 2 1 0 1 3 1 0 0 0 0 0 0 0 0 0 0 0 0 0 0 0 0 0 0 0 0 0 0 0

# XC

19.03.2022





# XC

19.03.2022

II

Measure 1: 0-0-0 (TAB), 4 (B)  
Measure 2: 1-0 (TAB), 4-3-3 (B)  
Measure 3: 0-2 (TAB), 2 (B)  
Measure 4: 2-0 (TAB), 0 (B)  
Measure 5: 3-5 (TAB), 2-4 (B)  
Measure 6: 6-5-4 (TAB), 5-0 (B)  
Measure 7: 4-0-2 (TAB), 2-3 (B)

8

Measure 8: 2-2-0-0 (TAB), 3-3-3-3-2 (B)  
Measure 9: 2-0-0 (TAB), 3-3 (B)  
Measure 10: 0 (TAB), 3-3-5 (B)  
Measure 11: 7-8-9 (TAB), 5 (B)  
Measure 12: 2-0-0 (TAB), 4 (B)  
Measure 13: 0-0 (TAB), 0-3-4 (B)  
Measure 14: 4 (TAB), 4-3-4 (B)  
Measure 15: 4 (TAB), 3 (B)  
Measure 16: 2 (TAB), 2 (B)

15

Measure 15: 0-0-0 (TAB), 4 (B)  
Measure 16: 1-0 (TAB), 4-3 (B)  
Measure 17: 3 (TAB), 2-1 (B)

# XCI

20.03.2022

The first system of musical notation consists of a single staff in treble clef with a key signature of three sharps (F#, C#, G#). The music begins with a whole note chord of F#, C#, and G# in the right hand, and a whole note bass line in the left hand. The right hand then plays a series of eighth notes: F#4, G#4, A4, B4, C5, B4, A4, G#4, F#4. The left hand plays a series of eighth notes: F#3, G#3, A3, B3, C4, B3, A3, G#3, F#3. The system concludes with a whole note chord of F#, C#, and G# in the right hand, and a whole note bass line in the left hand.

7

The second system of musical notation continues from the first system. It begins with a whole note chord of F#, C#, and G# in the right hand, and a whole note bass line in the left hand. The right hand then plays a series of eighth notes: F#4, G#4, A4, B4, C5, B4, A4, G#4. The left hand plays a series of eighth notes: F#3, G#3, A3, B3, C4, B3, A3, G#3, F#3. The system concludes with a whole note chord of F, C, and G in the right hand, and a whole note bass line in the left hand.

13

The third system of musical notation continues from the second system. It begins with a whole note chord of F, C, and G in the right hand, and a whole note bass line in the left hand. The right hand then plays a series of eighth notes: F4, G4, A4, B4, C5, B4, A4, G4. The left hand plays a series of eighth notes: F3, G3, A3, B3, C4, B3, A3, G3, F3. The system concludes with a whole note chord of F, C, and G in the right hand, and a whole note bass line in the left hand.

# XCI

20.03.2022

0 7 4-5 4 0-2 0-7-5-4 2-5-4  
0 10-9 10-9 7 5-7-5 4 4 4 4  
9-7-6 7 5 4 2 4  
0 0 0 0 0 0

7  
0-4-2-0 2-0 0-0-2 0-2-4-2-4-5 IV 7-6-4 6-4-4 4-2-0-4  
2 4 4 2-4-4 2 2 4 4 4 4 4 8 0  
5 3 6 4 4 4 4 4 4 4 2  
3 3 3 3 4 6 0

14  
2 0 2 0 7 7 5 4 5 4  
4 4 2 4-2 0 5 5 7 7 5 0  
5 5 5 5 5 7 7 5 0 2 0

# XCII

20.03.2022

Musical staff 1: Treble clef, key signature of two sharps (F# and C#), 8/8 time signature. The staff contains a sequence of chords and melodic lines. The first measure features a complex chord with a bass line of two octaves. The melody consists of eighth and quarter notes.

Musical staff 2: Treble clef, key signature of two sharps, 8/8 time signature. The staff continues the piece with various rhythmic patterns, including eighth and quarter notes. A fermata is placed over a note in the final measure of this system.

Musical staff 3: Treble clef, key signature of two sharps, 8/8 time signature. The staff continues the piece with various rhythmic patterns, including eighth and quarter notes. A fermata is placed over a note in the final measure of this system.

Musical staff 4: Treble clef, key signature of two sharps, 8/8 time signature. The staff continues the piece with various rhythmic patterns, including eighth and quarter notes. A fermata is placed over a note in the final measure of this system.

# XCII

20.03.2022

2-2 2-0 0-2 2-2 2-0

TAB 0 3 3-2 2-0 0-2-3 0 2-2 2-0

0 0 0 0 0 0 0 0

2 2 2 2 2 2 2 2

8 ♪ = ♪.

TAB 3-2-0 0-2 2-0 0-2-3-2-0 0-2-3-2-3 2-2 3-2-0

0 3 0 3 0 3 2-3-2 0 4 4 0 0

2 2 2 2 2 2 2 2

14

TAB 2-0 3-2 0-2-0 0 0-2-3 0-2-0 0 0-2-3

3 3 4 0 5 5 3 3-2 2 3-2-0-0 1-0-1-3 0-2-3

0 0 0 0 0 0 0 0 0 0 0 0

2 2 2 2 2 2 2 2

18 II ♪ = ♪

TAB 2-2-2-2-3-2 4-0-2 0-1-0 2 2


0 2 2 4 0 4 0 0 0 0 0

0 0 0 0 0 0 0 0 0 0 0

2 2 2 2 2 2 2 2 2 2 2

# XCIII

21.03.2022



# XCIII

21.03.2022

**T**  
**A**  
**B**

3=G

8

**T**  
**A**  
**B**

3

# XCIV

21.03.2022

3=G

7

H7

14

22



# XCIV

21.03.2022

3=G

7-7-5  
5-7-8-7  
8-7-0  
7-8-7  
4-5  
2-3  
3-0-2  
0-0-0

0-8  
7-0  
6-7  
2-4  
1-2  
2  
2-4

7-0  
6-7  
2-4  
1-2  
2  
2

8

0  
2  
H7-7-5  
5  
H7-3-2-0  
2-0-0  
0-0-0  
0-0-0

2-3  
3  
0  
8  
7  
3-2-0  
4  
5-4-5  
7-4

4  
4  
0  
8  
2  
2  
2  
5-4-5  
8

15

0-0-2  
4-2-0  
4-2-0  
4-2  
5-4  
4-0-2  
2-0-4  
0

4  
0  
5  
2  
7  
4  
4-4  
4

2  
2  
2  
2  
2  
2  
2  
0

# XCV

22.03.2022

6=D 8

The first system of musical notation for 'XCV' consists of a single staff in treble clef with a key signature of three sharps (F#, C#, G#). The piece begins with a treble clef and a common time signature. The notation includes a variety of rhythmic values, including eighth and sixteenth notes, and rests. The piece concludes with a double bar line.

8

The second system of musical notation continues the piece from the first system. It features a variety of rhythmic patterns, including eighth and sixteenth notes, and rests. The piece concludes with a double bar line.

15

The third system of musical notation continues the piece from the second system. It features a variety of rhythmic patterns, including eighth and sixteenth notes, and rests. The piece concludes with a double bar line. This system includes four triplet markings, each consisting of the number '3' above a group of three notes.

# XCV

22.03.2022

6=D

Tablature for measures 1-7. The key signature is 6=D. The notation shows fret numbers on the strings, with some triplets and bends. The strings are labeled T (top), A (middle), and B (bottom). The fret numbers are: Measure 1: T(2), A(2), B(0); Measure 2: T(2-3), A(3), B(2-4); Measure 3: T(3-5), A(3), B(2-0); Measure 4: T(3-2), A(3), B(2-0); Measure 5: T(3-2-2-0), A(3-0), B(5-4); Measure 6: T(0-2-3), A(0), B(0); Measure 7: T(2-2), A(3), B(0). The strings are labeled T, A, B vertically on the left.

8

Tablature for measures 8-14. The notation shows fret numbers on the strings, with some triplets and bends. The strings are labeled T (top), A (middle), and B (bottom). The fret numbers are: Measure 8: T(8-7-8), A(0), B(7); Measure 9: T(7-3-2), A(0), B(0); Measure 10: T(3-2-2-0), A(0), B(2-0); Measure 11: T(0-2-3-2), A(0), B(5); Measure 12: T(2-2), A(2), B(0); Measure 13: T(5-8-7), A(6), B(7-9-10); Measure 14: T(8-10-12), A(0), B(0); Measure 15: T(10-8-7), A(0), B(0). The strings are labeled T, A, B vertically on the left.

15

Tablature for measures 15-19. The notation shows fret numbers on the strings, with some triplets and bends. The strings are labeled T (top), A (middle), and B (bottom). The fret numbers are: Measure 15: T(8-7), A(3), B(7-5); Measure 16: T(3-0-2-2-0), A(3-2), B(2-0); Measure 17: T(2-3-3), A(0), B(0); Measure 18: T(1-3-3), A(3-3), B(0); Measure 19: T(2-3-0), A(0), B(2). The strings are labeled T, A, B vertically on the left.

# XCVI

23.03.2022

6=D 8

Musical notation for measures 1-3. The piece is in D major (one sharp) and 8/8 time. The melody consists of eighth notes and quarter notes, with some beamed eighth notes. The bass line features a steady eighth-note accompaniment.

4

Musical notation for measures 4-6. The melody continues with eighth and quarter notes. The bass line maintains the eighth-note accompaniment.

7

Musical notation for measures 7-10. The melody includes some beamed eighth notes and quarter notes. The bass line continues with eighth notes.

11

Musical notation for measure 11. The melody ends with a double bar line. The bass line consists of a few final notes.

# XCVI

23.03.2022

6=D

TAB notation for measure 6=D. The notation is written on a six-line staff. The top line has notes 3, 0-2, 2-3, 0. The second line has notes 2-3, 3, 3-2-3. The third line has notes 2-0, 0. The fourth line has notes 2, 2-3, 2. The fifth line has notes 3-5, 3-5. The sixth line has notes 0. Below the staff are six guitar chord diagrams corresponding to the notes above.

4

TAB notation for measure 4. The notation is written on a six-line staff. The top line has notes 5-3-2-0-3-2-0-2. The second line has notes 3-3-2-3-0-3-2-3. The third line has notes 2-2-0-2-0-2-0-2. The fourth line has notes 0. The fifth line has notes 2. The sixth line has notes 0. Below the staff are six guitar chord diagrams corresponding to the notes above.

7

TAB notation for measure 7. The notation is written on a six-line staff. The top line has notes 0-0-0-3-2-2-0-2-3. The second line has notes 1-3. The third line has notes 0-2-3-2-0-2. The fourth line has notes 2-3-3-3. The fifth line has notes 0-3-3-4. The sixth line has notes 5-8-7-8-7-5-7-8-7-0. Below the staff are six guitar chord diagrams corresponding to the notes above.

11

TAB notation for measure 11. The notation is written on a six-line staff. The top line has notes 2. The second line has notes 3. The third line has notes 3. The fourth line has notes 0. Below the staff is one guitar chord diagram corresponding to the notes above.

# XCVII

24.03.2022

6=D 8

The first system of music consists of six measures. It begins with a treble clef, a key signature of one flat (B-flat), and a common time signature. The melody starts with a dotted quarter note on G4, followed by an eighth note on A4, and then a quarter note on B4. The bass line features a dotted quarter note on D3, followed by an eighth note on E3, and then a quarter note on F3. The music continues with various rhythmic patterns and accidentals, including a sharp sign on the second measure.

7

The second system of music consists of five measures, starting at measure 7. The melody continues with a dotted quarter note on G4, followed by an eighth note on A4, and then a quarter note on B4. The bass line features a dotted quarter note on D3, followed by an eighth note on E3, and then a quarter note on F3. The music continues with various rhythmic patterns and accidentals, including a sharp sign on the second measure.

12

The third system of music consists of four measures, starting at measure 12. The melody continues with a dotted quarter note on G4, followed by an eighth note on A4, and then a quarter note on B4. The bass line features a dotted quarter note on D3, followed by an eighth note on E3, and then a quarter note on F3. The music continues with various rhythmic patterns and accidentals, including a sharp sign on the second measure.

16

The fourth system of music consists of four measures, starting at measure 16. The melody continues with a dotted quarter note on G4, followed by an eighth note on A4, and then a quarter note on B4. The bass line features a dotted quarter note on D3, followed by an eighth note on E3, and then a quarter note on F3. The music continues with various rhythmic patterns and accidentals, including a sharp sign on the second measure.

# XCVII

24.03.2022

III

6=D

7

10-10-8 8-8-7 10-10-8 7-10-8-10 3-2 5-4

13

0-0 1-0 0-5-3 1-0 1-6 10-5-3 3-8-3-3 7-2-0 0-0

# XCVIII

24.03.2022

6=D

The first system of music consists of six measures. It begins with a treble clef, a key signature of one flat (B-flat), and an 8-measure rest. The melody starts on a half note G4, followed by quarter notes A4, B4, and C5. The accompaniment features a series of chords: a half-note chord of G4-B4-D5, followed by quarter-note chords of G4-B4-D5, A4-B4-C5, and B4-C5-D5. The system concludes with a half-note chord of G4-B4-D5 and a final quarter note G4.

7

The second system of music consists of five measures. It begins with a treble clef, a key signature of one flat, and an 8-measure rest. The melody starts on a half note G4, followed by quarter notes A4, B4, and C5. The accompaniment features a series of chords: a half-note chord of G4-B4-D5, followed by quarter-note chords of G4-B4-D5, A4-B4-C5, B4-C5-D5, and G4-B4-D5. The system concludes with a half-note chord of G4-B4-D5 and a final quarter note G4.

12

The third system of music consists of three measures. It begins with a treble clef, a key signature of one flat, and an 8-measure rest. The melody starts on a half note G4, followed by quarter notes A4, B4, and C5. The accompaniment features a series of chords: a half-note chord of G4-B4-D5, followed by quarter-note chords of G4-B4-D5, A4-B4-C5, and B4-C5-D5. The system concludes with a half-note chord of G4-B4-D5 and a final quarter note G4.



# XCVIII

24.03.2022

I

**T**  
**A**  
**B**

6=D

8

**T**  
**A**  
**B**

# XCIX

Maria budskapsdag 2022

6=D

5

8

11

14

17

# XCIX

Maria budskapsdag 2022

6=D

The first system of guitar tablature consists of three staves. The top staff is the Treble Clef staff (TAB), the middle is the Alto Clef staff (A), and the bottom is the Bass Clef staff (B). The TAB staff contains the following sequence of notes: 3, 3, 1-0, 3-2-3, 2-3, 0, 1-0, 1-3, 5, 6, 0, 3-3, 2-0. The A and B staves contain notes 0, 3, 0, 0, 0, 0, 5, 2, 1. A wavy line above the TAB staff indicates a vibrato effect. Below the staves is a fretboard diagram with vertical lines for frets and horizontal bars for fingerings.

5

The second system of guitar tablature consists of three staves. The TAB staff contains: 0, 2-3, 2-0, 2-0, 0, 3-2-3, 3-2, 3-2, 3-2, 0, 2-0, 0, 0, 2-3, 2. The A and B staves contain: 1, 2-1, 2-1, 2, 0, 3, 1. A wavy line above the TAB staff indicates a vibrato effect. Below the staves is a fretboard diagram.

8

The third system of guitar tablature consists of three staves. The TAB staff contains: 3, 6-3, 1-0-1-3, 5-3-1-3, 1-0, 1-0, 3-2-3-2-3, 0, 3, 5, 6-8-6-6-5. The A and B staves contain: 0, 3, 1, 5, 3, 5, 3, 0, 3, 3, 8-7-8. A wavy line above the TAB staff indicates a vibrato effect. Below the staves is a fretboard diagram.

12

The fourth system of guitar tablature consists of three staves. The TAB staff contains: 0, 3-2-3-2-3, 0, 3, 1, 3, 5, 3, 8, 6, 5, 8, 6. The A and B staves contain: 8-7-8, 0, 0, 0, 0, 0, 0, 0, 0, 0, 0, 0, 0. Below the staves is a fretboard diagram.

15

The fifth system of guitar tablature consists of three staves. The TAB staff contains: 10, 10, 8, 8, 6, 5, 3, 1, 1-0, 0, 0, 0, 1. The A and B staves contain: 11, 11, 10, 10, 8, 6, 5, 3, 3, 2, 3, 3, 2, 3, 0, 3, 3, 0. Below the staves is a fretboard diagram.

# C

## Ofelia sover

Maria budskapsdag 2022

The musical score is written for a single melodic line on a treble clef staff. The key signature is D major (two sharps: F# and C#). The time signature is 8/8, indicated by a large '8' below the staff. The score is divided into six systems, each starting with a measure number: 6, 11, 18, 23, and 27. The notation includes various rhythmic values such as eighth notes, quarter notes, and dotted notes, along with rests. The piece concludes with a double bar line and a final chord.

# C

## Ofelia sover

Maria budskapsdag 2022

6

6=D

This block contains the first five measures of the guitar piece. It features a treble clef and a key signature of one flat (B-flat). The TAB notation shows fret numbers on a six-string guitar. The bass line starts with a D6 chord. The first measure has a natural sign over the second fret of the first string. The notation includes various fret numbers and a bar line at the end of the fifth measure.

6

This block contains measures 6 through 11. The notation continues with fret numbers and a bar line at the end of the eleventh measure. The bass line shows a progression of chords, including a D6 chord and a D5 chord.

12

This block contains measures 12 through 19. The notation continues with fret numbers and a bar line at the end of the nineteenth measure. The bass line shows a progression of chords, including a D6 chord and a D5 chord.

20

♯

This block contains measures 20 through 23. The notation continues with fret numbers and a bar line at the end of the twenty-third measure. A sharp sign (♯) is placed above the bass line in the nineteenth measure. The bass line shows a progression of chords, including a D6 chord and a D5 chord.

24

II

This block contains measures 24 through 27. The notation continues with fret numbers and a bar line at the end of the twenty-seventh measure. A Roman numeral II is placed above the second measure. The bass line shows a progression of chords, including a D6 chord and a D5 chord.

28

This block contains measures 28 through 31. The notation continues with fret numbers and a bar line at the end of the thirty-first measure. The bass line shows a progression of chords, including a D6 chord and a D5 chord.



# CI

## Olavs parade

26.03.2022

6=D

Measures 1-6 of the guitar TAB. The notation is as follows:

| Measure | T       | A         | B   |
|---------|---------|-----------|-----|
| 1       | 2-0     | 3-3-2-3-2 | 0   |
| 2       | 0-2     | 2-3       | 0   |
| 3       | 2-5-3   | 3         | 0   |
| 4       | 3-2-2-0 | 2-0       | 2-0 |
| 5       | 3       | 3-2       | 2-0 |
| 6       | 0       | 0-2-3     | 5   |

7

Measures 7-12 of the guitar TAB. The notation is as follows:

| Measure | T     | A                 | B |
|---------|-------|-------------------|---|
| 7       | 2-0   | 3-5-2-3           | 0 |
| 8       | 0     | 3-2-2-0-2-3-3-2-0 | 4 |
| 9       | 0     | 0-2-3             | 5 |
| 10      | 2-0   | 3-3               | 3 |
| 11      | 0     | 2-3-2             | 3 |
| 12      | 3-2-0 | 3-2-0             | 5 |

13

Measures 13-17 of the guitar TAB. The notation is as follows:

| Measure | T     | A           | B |
|---------|-------|-------------|---|
| 13      | 0-2-0 | 2-0-2-3     | 0 |
| 14      | 2-3-5 | 3           | 3 |
| 15      | 0-2-3 | 2           | 3 |
| 16      | 0-2   | 3           | 5 |
| 17      | 0     | 2-0-2-3-3-2 | 0 |

18

Measures 18-21 of the guitar TAB. The notation is as follows:

| Measure | T     | A | B |
|---------|-------|---|---|
| 18      | 2-2-2 | 3 | 0 |
| 19      | 2-2-2 | 3 | 0 |
| 20      | 2-2-2 | 3 | 0 |
| 21      | 2-2-2 | 3 | 0 |

# CII

27.03.2022

6=D 8

5 8

11 8

16 8

21 8



# CII

27.03.2022

6=D

Measures 1-4 of the first system. Measure 1: Treble clef, notes 2-3, 3-3, 3-5, 4-4. Bass clef, note 0. Measure 2: Treble clef, notes 3-2, 0-2, 3-3, 0-2. Bass clef, note 0. Measure 3: Treble clef, notes 2-5, 3-5, 3-3, 0-2. Bass clef, note 0. Measure 4: Treble clef, notes 2-0, 3-2, 3-3, 0-0, 2-3, 2-2. Bass clef, note 5. Fingering numbers 3 and 3 are shown below the bass clef in measures 2 and 3 respectively.

5

Measures 5-8 of the first system. Measure 5: Treble clef, notes 2-3, 3-5, 2-0, 3-3. Bass clef, note 0. Measure 6: Treble clef, notes 2-0, 0-3, 3-3. Bass clef, note 0. Measure 7: Treble clef, notes 10-10, 9-9, 9-7, 7-7. Bass clef, notes 9-0, 7-0. Measure 8: Treble clef, notes 7-5, 5-5, 5-4. Bass clef, note 4. Fingering number 4 is shown below the bass clef in measure 8.

11

Measures 9-12 of the first system. Measure 9: Treble clef, notes 3-2, 0-2, 2-0. Bass clef, note 2. Measure 10: Treble clef, notes 0-3, 3-2, 0-2, 0-4. Bass clef, note 4. Measure 11: Treble clef, notes 2-2, 0-4, 0-4, 0-4. Bass clef, note 4. Measure 12: Treble clef, notes 0-0, 0-2. Bass clef, note 0. Fingering number 4 is shown below the bass clef in measure 11.

17

Measures 13-16 of the first system. Measure 13: Treble clef, notes 0-2, 3-2, 3-3, 0-2. Bass clef, notes 5-3, 1-1. Measure 14: Treble clef, notes 2-3, 3-3. Bass clef, note 0. Measure 15: Treble clef, notes 3-2, 0-3, 2-0, 0-3. Bass clef, note 0. Measure 16: Treble clef, notes 3-2, 3-2, 3-3, 0-2. Bass clef, note 0. Fingering numbers 3, 3, and 3 are shown below the bass clef in measures 13, 14, and 15 respectively.

# CIII

28.03.2022

The first system of musical notation for 'CIII' is written on a grand staff (treble and bass clefs). It begins with a treble clef, a key signature of one sharp (F#), and a common time signature (C). The music consists of a series of chords and melodic lines. A fermata is placed over a chord in the middle of the system. The system concludes with a double bar line.

The second system of musical notation for 'CIII' is written on a grand staff. It begins with a treble clef, a key signature of one sharp (F#), and a common time signature (C). The system starts with a measure number '4' in the left margin. It features a melodic line in the treble clef and a bass line in the bass clef. There are two instances of a note with a dot and an equals sign (e.g.,  $\dot{=} \dot{}$ ) above it, indicating a specific rhythmic or articulation instruction. The system ends with a double bar line.

The third system of musical notation for 'CIII' is written on a grand staff. It begins with a treble clef, a key signature of one sharp (F#), and a common time signature (C). The system starts with a measure number '8' in the left margin. It contains a complex melodic line in the treble clef and a bass line in the bass clef. There are two instances of a wavy line (trill) above notes in the treble clef. The system concludes with a double bar line.

# CIII

28.03.2022

♩ = ♩.

0-0 | 0-3-2-0 | 1-0 | 2-2 | 0  
0-2-0-0 | 2-3 | 0-1 | 1-2 | 3  
2-3-2-0-2 | 2-3 | 1-2 | 3 | 2  
2-2-0-0 | 3-2 | 2

5      ♩. = ♩      ♯      ♯

3-3-0-2-0-0 | 4-0 | 0  
1-3-1-3 | 3-1-0-1 | 1-0-1-0-1-3-1 | 0-2-3 | 0-2-3-2-0  
2  
0

9

2  
0  
0  
2-3-2-0 | 2

# CIV

29.03.2022

6=D 8

Musical notation for measures 6-9. The key signature is D major (two sharps). The time signature is 8/8. The notation includes a treble clef, a key signature of two sharps, and a time signature of 8. The music features a mix of quarter notes, eighth notes, and sixteenth notes, with some chords and rests.

10

Musical notation for measures 10-17. The key signature is D major (two sharps). The time signature is 8/8. The notation includes a treble clef, a key signature of two sharps, and a time signature of 8. The music features a mix of quarter notes, eighth notes, and sixteenth notes, with some chords and rests.

18

Musical notation for measures 18-23. The key signature is D major (two sharps). The time signature is 8/8. The notation includes a treble clef, a key signature of two sharps, and a time signature of 8. The music features a mix of quarter notes, eighth notes, and sixteenth notes, with some chords and rests. There are two wavy lines above the staff in measures 21 and 22.

24

H12

Musical notation for measures 24-27. The key signature is D major (two sharps). The time signature is 8/8. The notation includes a treble clef, a key signature of two sharps, and a time signature of 8. The music features a mix of quarter notes, eighth notes, and sixteenth notes, with some chords and rests. The piece ends with a double bar line.

# CIV

29.03.2022

6=D

Measures 1-9 of guitar TAB. The top staff shows fret numbers: 3, 3, 2-0, 2-3, 3, 3, 3, 0-2-3, 2, 3, 0, 2, 3-2-3, 0. The middle staff shows fret numbers: 0, 4, 1, 2, 5, 2, 0, 5. The bottom staff shows rhythmic notation with stems and flags.

10

II

Measures 10-17 of guitar TAB. The top staff shows fret numbers: 2, 3, 2, 3, 2, 3, 2, 3, 0-2-3, 3-2-0-2, 2-2, 3-3, 2-2, 3-3, 3-3. The middle staff shows fret numbers: 0, 4, 2, 0, 1, 0, 0, 3-3, 3-3, 4. The bottom staff shows rhythmic notation with stems and flags.

18

II

W W

Measures 18-23 of guitar TAB. The top staff shows fret numbers: 2-2, 3-3, 2-2, 3-3, 3-3, 3-3, 3-2-3, 2-0-2-3, 0, 0-2-3, 0, 2, 3, 5, 7, 8. The middle staff shows fret numbers: 2, 0, 5, 3, 1-3, 0, 3, 0. The bottom staff shows rhythmic notation with stems and flags.

24

H12

Measures 24-27 of guitar TAB. The top staff shows fret numbers: 10, 10, 3, 3, 2-0, 2, 3, 2, 0, 0, 2, 3, 3. The middle staff shows fret numbers: 0, 0, 2, 4, 1, 3, 3. The bottom staff shows rhythmic notation with stems and flags.

# CV

30.03.2022

6=D 8

8

14

19

26

32

40

# CV

30.03.2022

TAB

10-9-7 | 9-7 | 7 | 10 | 8 | 8-7 | 7 | 8-10-8 | 10-8-7

0 | 10 | 10 | 8-10-8 | 10 | 8 | 8-7 | 7 | 8-10-8 | 10-8-7

9 | 11

6=D

8

TAB

0 | 3-2 | 3-2 | 2-0 | 0 | 3-1 | 3-1-0 | 1-0-0 | 0-0-1-3 | 0-2

8-7-8 | 2 | 0 | 5 | 4 | 2 | 0

0 | 5 | 4 | 2 | 0

15

TAB

3-2-3 | 0-2 | 3-2 | 2-0 | 3-2-2 | 3 | 0 | 2-3-2-0 | 0 | 0 | 3-2 | 3 | 3-2-0-2

1 | 3 | 3 | 0 | 3 | 3 | 3-2 | 3 | 3-2-0-2

2 | 0 | 4 | 2

20

TAB

2-0 | 0 | 3-1 | 3-1-0 | 1-0 | 2-0 | 2-3-2 | 3 | 0 | 3 | 2-0-2-3-0 | 0-2

3 | 3 | 3 | 1-0 | 0 | 5 | 3 | 1-3

0 | 5 | 4 | 2 | 0

27

TAB

0-2-0-2-3 | 5-4-2 | 4-4-2 | 2-2-0 | 0 | 10-9-7 | 9-7

3 | 4 | 2 | 0 | 3 | 7 | 0 | 10-10

2 | 0 | 4 | 2 | 0 | 4

34

TAB

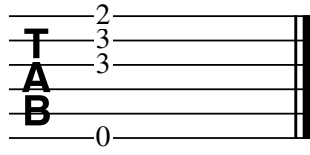
10-9-7 | 9-7 | 0 | 7 | 0 | 2-0 | 0 | 2-3-2 | 3-2-3 | 0 | 2-3-2-0-0

8 | 10-8-7 | 3 | 3 | 3 | 1-5 | 3 | 3

9 | 7 | 5 | 0 | 0 | 0

**2**

42



|



# CVI

31.03.2022

The musical score for 'CVI' is written in D major (two sharps) and 8/8 time. It consists of five systems of music, each starting with a measure number and a common time signature of 8. The notation includes treble clefs, stems, beams, and various note values (quarter, eighth, and sixteenth notes). Chords are indicated by vertical lines with dots. There are several trill ornaments (trills) marked with a double-wavy symbol above notes in measures 10, 14, 18, and 22. The piece concludes with a double bar line at the end of the fifth system.

6=D 8

6 8

13 8

21 8

27 8

# CVI

31.03.2022

6=D

6=D

2-0-0-2-3 | 5-4-2-0 | 2-3-3 | 3-2-0-5 | 2-0-2-3 | 3-2-0-2

3-2 | 3-0 | 0-5 | 0-0-2-3 | 5-4-5

0-2 | 4-2 | 0-2 | 0-4 | 5

0-0 | 4-0 | 4-5

6=D

Diagram showing fret positions for measures 1-6. Measure 1: 2-0-0-2-3, 3-2, 0-2, 0-0. Measure 2: 5-4-2-0, 4-2, 0-0, 4-0. Measure 3: 2-3-3, 3-0, 0-2. Measure 4: 3-2-0-5, 0-5, 0-4, 5. Measure 5: 2-0-2-3, 0-0-2-3, 0-0. Measure 6: 3-2-0-2, 5-4-5, 0-0.

7

0-2-3 | 0-2-0 | 3-2-0 | 3-2-0 | 2-3-0 | 2-2-3

5-4 | 0-2-3 | 3-2 | 3-0 | 0-0 | 2-0 | 0-4 | 4-0

4-5 | 4-2 | 2-0 | 5-0 | 0-1 | 2

Diagram showing fret positions for measures 7-15. Measure 7: 0-2-3, 5-4, 4-5. Measure 8: 0-2-0, 3-2, 4-2. Measure 9: 3-2-0, 3-0, 2-0. Measure 10: 3-2-0, 0-0, 5-0. Measure 11: 2-3-0, 2-0, 0-1. Measure 12: 2-2-3, 2-0, 1-2. Measure 13: 0-0, 0-4. Measure 14: 4-0, 4-0. Measure 15: 2-2-3, 0-0.

16

5-7-8-7 | 8-7-8 | 7-3 | 2-0 | 2-0-2-3 | 0-3-2-0 | 2-0-0 | 0-3-2-3 | 3-2-0

7-5 | 7-5 | 0-2 | 0-0 | 5-0 | 0-5 | 0-3-2-3 | 5-4

7-5 | 0-2 | 0-0 | 5-0 | 5-0 | 0-5 | 0-3-2-3 | 5-4

Diagram showing fret positions for measures 16-22. Measure 16: 5-7-8-7, 7-5, 7-5. Measure 17: 8-7-8, 7-5, 0-2. Measure 18: 7-3, 0-2, 0-0. Measure 19: 2-0, 2-0-2-3, 0-5. Measure 20: 0-3-2-0, 5-0, 0-5. Measure 21: 2-0-0, 0-3-2-3, 0-3-2-3. Measure 22: 0-3-2-3, 3-2-0, 5-4.

23

2-3-2-0-2 | 2-3-2 | 3-0 | 2-0-0 | 0-2-4 | 4-4



0-4 | 3-3 | 3-0 | 4-4 | 4-4 | 0-0

2-0 | 0-0 | 0-2 | 4-4 | 2-0 | 2-0

Diagram showing fret positions for measures 23-29. Measure 23: 2-3-2-0-2, 0-4, 2-0. Measure 24: 2-3-2, 3-3, 0-0. Measure 25: 3-0, 3-0, 0-2. Measure 26: 2-0-0, 4-4, 4-4. Measure 27: 0-2-4, 4-4, 2-0. Measure 28: 4-4, 0-0, 2-0. Measure 29: 4-4, 0-0, 2-0.

# CVII

01.04.2022



# CVII

01.04.2022

0 0 2 3 2 0 2 3 2 0 2 3 5 3 3 2 3 5 5 3 3 2 0 3 1

1 0 0 4 5 3 3 2 3 5 5 3 3 2 0 3 1

0 1 2 0 4 2 3 2 0 3 1

• | | | | | | | |

9

1 0 2 3 0 2 0 3 2 2 0 0 2 2 0 3 2 3 2 0 0 2 3 2 0 4

1 0 1 3 1 0 5 3 1 3 0 3 2 0 0 0 2 3 2 0 4

0 2 2

• | | | | | |

15

0 0 2 3 2 0 0 0 2 0 2 3 2 2 0 0 2 3 2 0 0 2 3 2 0 3 2

4 4 4 4 2 4 5 3 3 2 0 2 3 3 2

3 2

• | | | | | |

18

Demp

0 0 2 2

0 0 0 0

2 2 2 0 2

• | | |

# CVIII

01.04.2022

Musical staff 1, starting at measure 8. The staff contains a sequence of notes and chords. A specific note is labeled 'H12'.

Musical staff 2, starting at measure 6. The staff contains a sequence of notes and chords.

Musical staff 3, starting at measure 10. The staff contains a sequence of notes and chords, ending with a double bar line.

# CVIII

01.04.2022

7-7 8-10-8 10 3 0-2 3-2-0 3-0-2 2 0 2-4-5 4-2-0

H12 II

T  
A  
B

9 2 0 2 0 3

Diagram: A series of vertical lines representing fret positions. Some lines have short horizontal bars below them, indicating finger placement or specific notes.

8

2-0-0 0-2-3-2-0-2-0 0-0 0 7-10-8 7-7

T  
A  
B

0-4 5 4 5-3-1-0 1-1-0 7-8 7-8

1 0-1 8 9-9

2 0 10

Diagram: A series of vertical lines representing fret positions. Some lines have short horizontal bars below them, indicating finger placement or specific notes.

# CIX

02.04.2022

6=D 8

8 Harm12

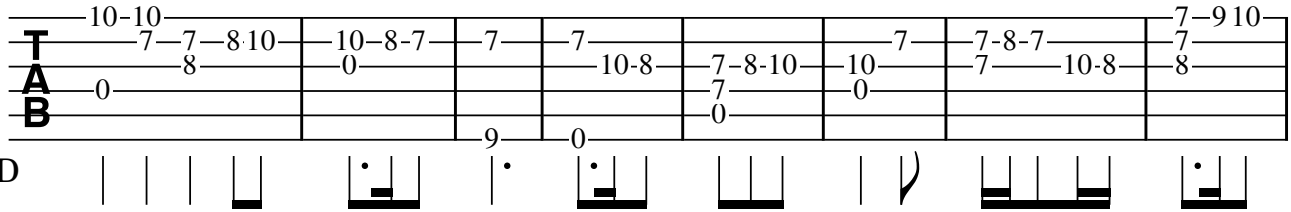
13

17 Harm12

# CIX

02.04.2022

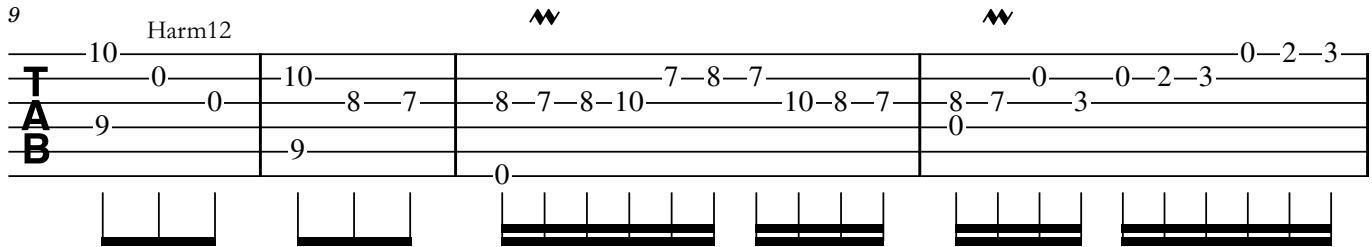
6=D



System 1: 8 measures of guitar tablature. The top line (T) contains fret numbers: 10-10, 7-7-8-10, 10-8-7, 7, 7, 7-8-10, 7, 7-8-7, 7-9-10. The middle line (A) contains: 0, 8, 0, 10-8, 7, 10, 7, 10-8, 8. The bottom line (B) contains: 0, 0, 0, 0, 0, 0, 0, 0. Below the lines are vertical bar lines and some notes with stems.

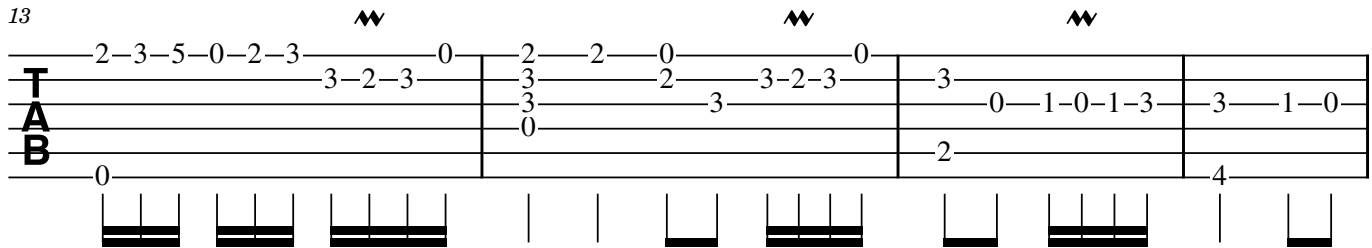
9

Harm12



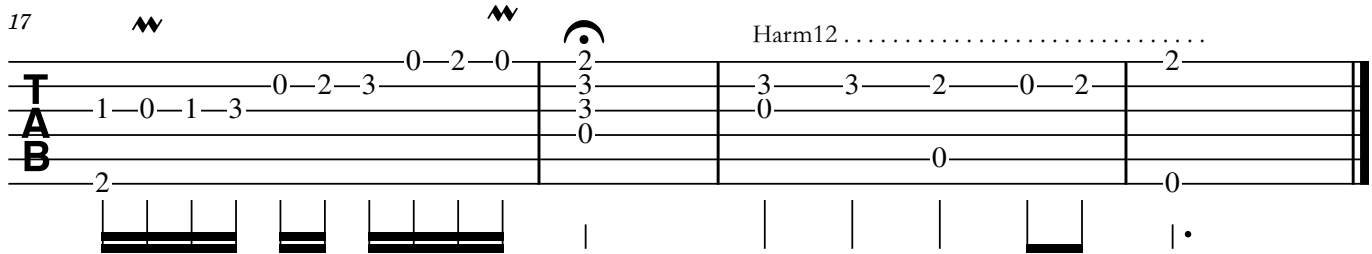
System 2: 4 measures of guitar tablature. The top line (T) contains: 10, 10, 7-8-7, 0-0-2-3, 0-2-3. The middle line (A) contains: 0, 8-7, 8-7-8-10, 10-8-7, 8-7-3, 0-2-3. The bottom line (B) contains: 9, 9, 0, 0. Above the first measure is the text "Harm12". Above the second and fourth measures are wavy lines indicating harmonics. Below the lines are vertical bar lines and some notes with stems.

13



System 3: 4 measures of guitar tablature. The top line (T) contains: 2-3-5-0-2-3, 3-2-3, 2-2-0, 3-2-3, 3, 0-1-0-1-3, 3-1-0. The middle line (A) contains: 0, 0, 3, 3, 3, 0-1-0-1-3, 3-1-0. The bottom line (B) contains: 0, 0, 0, 2, 2, 4. Above the first, third, and fifth measures are wavy lines indicating harmonics. Below the lines are vertical bar lines and some notes with stems.

17



System 4: 4 measures of guitar tablature. The top line (T) contains: 0-2-3, 0-2-0, 2, 3-3-2-0-2, 2. The middle line (A) contains: 1-0-1-3, 0, 3, 3, 0, 0-2. The bottom line (B) contains: 2, 0, 0, 0, 0. Above the first measure is a wavy line. Above the second measure is a wavy line and a circled '2'. Above the third measure is the text "Harm12.....". Below the lines are vertical bar lines and some notes with stems.



# CX

02.04.2022

3=G 8

The first system of musical notation consists of a single staff in treble clef with a key signature of two sharps (F# and C#). The notation begins with a treble clef, a sharp sign, and the number '8' below the staff. The first measure contains a chord of F#4, C#5, and G5. The second measure contains a quarter note G5. The third measure contains a quarter note F#5. The fourth measure contains a quarter note E6. The fifth measure contains a quarter note D6. The sixth measure contains a quarter note C#6. The seventh measure contains a quarter note B5. The eighth measure contains a quarter note A5. The ninth measure contains a quarter note G5. The tenth measure contains a quarter note F#5. The eleventh measure contains a quarter note E6. The twelfth measure contains a quarter note D6. The thirteenth measure contains a quarter note C#6. The fourteenth measure contains a quarter note B5. The fifteenth measure contains a quarter note A5. The sixteenth measure contains a quarter note G5. The seventeenth measure contains a quarter note F#5. The eighteenth measure contains a quarter note E6. The nineteenth measure contains a quarter note D6. The twentieth measure contains a quarter note C#6. The system ends with a double bar line.

8

The second system of musical notation consists of a single staff in treble clef with a key signature of two sharps (F# and C#). The notation begins with a treble clef, a sharp sign, and the number '8' below the staff. The first measure contains a chord of F#4, C#5, and G5. The second measure contains a quarter note G5. The third measure contains a quarter note F#5. The fourth measure contains a quarter note E6. The fifth measure contains a quarter note D6. The sixth measure contains a quarter note C#6. The seventh measure contains a quarter note B5. The eighth measure contains a quarter note A5. The ninth measure contains a quarter note G5. The tenth measure contains a quarter note F#5. The eleventh measure contains a quarter note E6. The twelfth measure contains a quarter note D6. The thirteenth measure contains a quarter note C#6. The fourteenth measure contains a quarter note B5. The fifteenth measure contains a quarter note A5. The sixteenth measure contains a quarter note G5. The seventeenth measure contains a quarter note F#5. The eighteenth measure contains a quarter note E6. The nineteenth measure contains a quarter note D6. The twentieth measure contains a quarter note C#6. The system ends with a double bar line.

# CX

02.04.2022

I

3=G

8

1

# CXI

03.04.2022

3=G

8

This system contains measures 3 through 8. It features a treble clef with a key signature of one sharp (F#) and a common time signature. The melody consists of eighth and quarter notes, with some beamed eighth notes. Chords are indicated by vertical stems with note heads. A bass line is present below the staff, consisting of quarter notes. A '3=G' marking is placed to the left of the staff, and an '8' is placed below the first measure.

6

8

This system contains measures 6 through 8. It features a treble clef with a key signature of one sharp (F#) and a common time signature. The melody consists of quarter notes, with some beamed eighth notes. Chords are indicated by vertical stems with note heads. A bass line is present below the staff, consisting of quarter notes. A '6' marking is placed to the left of the staff, and an '8' is placed below the first measure.

# CXI

03.04.2022

**T**  
**A**  
**B**

3=G

The image shows a guitar tablature for a piece titled 'CXI'. It consists of six horizontal lines representing the guitar strings. The notes are indicated by numbers 0-10. The first four measures are: Measure 1 (7-7-8-7-5), Measure 2 (7-5-4), Measure 3 (4-4-3), and Measure 4 (3-3-2-1). A double bar line follows. The next four measures are: Measure 5 (7-7-7-7-8), Measure 6 (8-8-8-8-9), Measure 7 (9-9-9-9-10), and Measure 8 (0). Below the strings, there are vertical bar lines and small black rectangles representing fretting positions. The label '3=G' is positioned to the left of the first measure.

# CXII

04.04.2022

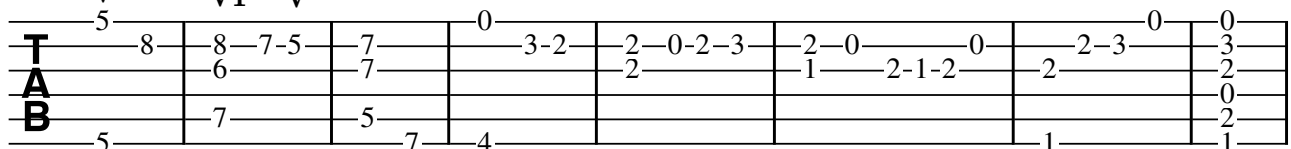
3=8

8

# CXII

04.04.2022

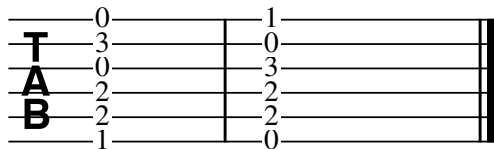
V VI V



3=G

Detailed description: This is a guitar TAB for a piece titled 'CXII'. It consists of three systems of six strings each. The first system is labeled with chords V, VI, and V. The notes are: System 1: 5-8 | 8-7-5 | 7-0 | 3-2 | 2-0-2-3 | 2-0-0 | 2-3 | 0-0. System 2: 6 | 7 | 7 | 2 | 1-2-1-2 | 2 | 2 | 3. System 3: 5 | 7 | 5 | 4 | | | 1 | 1. Below the strings are vertical bar lines indicating fret positions. Some frets have small black rectangles representing fingerings: fret 2 on the 4th string, fret 3 on the 2nd string, fret 4 on the 3rd string, fret 5 on the 1st string, fret 6 on the 2nd string, fret 7 on the 3rd string, fret 8 on the 1st string, and fret 9 on the 2nd string.

9



Detailed description: This is a guitar TAB for measure 9. It shows two systems of six strings. The first system has notes: 0, 3, 0, 2, 2, 1. The second system has notes: 1, 0, 3, 2, 2, 0. A vertical bar line is at the end of the second system, and a single vertical bar line is below the first system.

# CXIII

05.04.2022

6=D 8

7

13

Harm12

# CXIII

05.04.2022

6=D

6=D

7

7

13

Harm12.....

13

Harm12.....



# CXIV

05.04.2022

6=D 8

H12

The musical score is written on a single staff with a treble clef. The key signature has one flat (B-flat), and the time signature is 8/8. The piece begins with a melodic line starting on a whole note G4, followed by a series of eighth notes: A4, Bb4, C5, Bb4, A4, G4. The bass line consists of a series of chords: a D6 chord (G4, A4, Bb4, C5), a D6 chord (G4, A4, Bb4, C5), a D6 chord (G4, A4, Bb4, C5), a D6 chord (G4, A4, Bb4, C5), a D6 chord (G4, A4, Bb4, C5), a D6 chord (G4, A4, Bb4, C5), a D6 chord (G4, A4, Bb4, C5), and a D6 chord (G4, A4, Bb4, C5). The piece ends with a double bar line.

# CXIV

05.04.2022

6=D




**T**  
**A**  
**B**

H12

| Measure | Treble (T)  | Bass (B)    |
|---------|-------------|-------------|
| 1       | 1 1 3 3     | 0 0 0       |
| 2       | 6 10 8      | 0 0 0       |
| 3       | 10 8 11     | 0 0 0       |
| 4       | 2 3 0 0 0 0 | 0 0 0 0 0 0 |
| 5       | 1 3 3       | 0 0 0       |

# CXV

06.04.2022



# CXV

06.04.2022

**T  
A  
B**

0 10 9 10 10 9 10 | 0 9 7 9 7 5 7 | 0 5 4 5 0 4 2 4

0 0 0 0 0 0 | 0 0 0 0 0 0 | 0 0 0 0 0 0

4

**T  
A  
B**

0 3 2 3 2 3 3 2 3 3 2 3 3 2 2 2 2 3 2 3 3 0 3 0 3 3 0 3

0 4 3 0 3 0 0 3 4 5 0 0 0 0 0 0 0 0 0 0 0 0 0 0 0 0 0 0 0 0

8

**T  
A  
B**

2 4 4 4 5 5 5 7 7 7 9 9 9 9 10 10 10 10

0 0 0 0 0 0 0 0 0 0 0 0 0 0 0 0 0 11

# CXVI

06.04.2022

6=D

Musical notation for the first system, measures 1-7. The key signature is D major (two sharps). The time signature is 8/8. The notation features a treble clef with a common time signature 'C' and an '8' below it. The melody consists of eighth and sixteenth notes, often beamed together. The bass line is represented by whole notes on a lower staff.

8

Musical notation for the second system, measures 8-14. The notation continues from the first system, maintaining the 8/8 time signature and D major key signature. It features similar melodic and bass line patterns.

15

Musical notation for the third system, measures 15-16. The notation concludes with a double bar line. The key signature remains D major and the time signature 8/8.

# CXVI

06.04.2022

6=D



T  
A  
B

8

T  
A  
B

# CXVII

07.04.2022



# CXVII

07.04.2022

Tablature for measures 1-8. The notation is as follows:

| Measure  | 1   | 2   | 3   | 4   | 5   | 6   | 7   | 8   |       |
|----------|-----|-----|-----|-----|-----|-----|-----|-----|-------|
| String 1 |     |     | 0-1 | 1-0 | 1-0 | 0-0 | 0-0 | 0-0 | 0     |
| String 2 | 3-3 | 3-2 | 2-3 |     |     |     |     |     | 3-2-3 |
| String 3 | 0   |     |     |     | 1-0 | 1-0 | 1   |     | 3     |
| String 4 |     | 2   | 1   | 0   |     |     | 3   | 1   |       |

Below the strings are rhythmic markings: a quarter note with a dot, followed by vertical bar lines and horizontal bars representing fretted notes.

9

Tablature for measures 9-12. The notation is as follows:

| Measure  | 9   | 10    | 11  | 12        |     |   |
|----------|-----|-------|-----|-----------|-----|---|
| String 1 | 1-0 | 0     | 1-0 | 0         | 0-2 | 2 |
| String 2 | 3   | 3-2-3 | 3   | 3-2-3-2-3 | 3   | 0 |
| String 3 |     |       |     |           | 4   | 3 |
| String 4 |     |       |     |           | 0   | 0 |

Below the strings are rhythmic markings: a quarter note with a dot, followed by vertical bar lines and horizontal bars representing fretted notes.



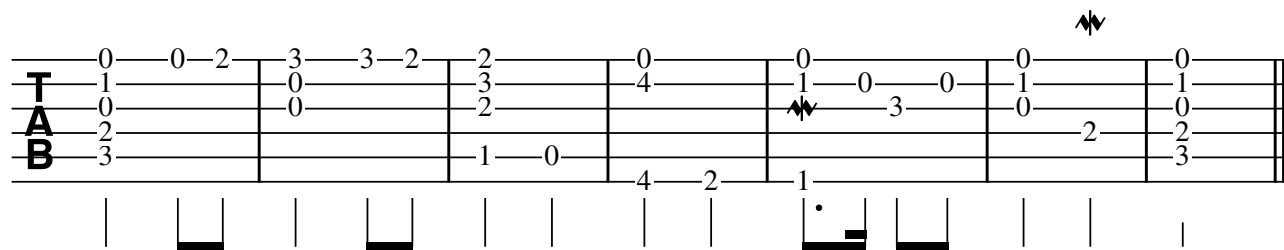
# CXVIII

07.04.2022



# CXVIII

07.04.2022



Guitar tablature for CXVIII, dated 07.04.2022. The piece is written for a six-string guitar in standard tuning (E2-A2-D3-G3-B3-E4). The notation consists of six staves labeled T, A, B, 2, 1, and 0 from top to bottom. The piece is divided into seven measures. The first measure contains notes 0, 0, 2, 3, 3, 2. The second measure contains notes 0, 0, 2, 3, 3, 2. The third measure contains notes 0, 0, 2, 3, 3, 2. The fourth measure contains notes 0, 0, 2, 3, 3, 2. The fifth measure contains notes 0, 0, 2, 3, 3, 2. The sixth measure contains notes 0, 0, 2, 3, 3, 2. The seventh measure contains notes 0, 0, 2, 3, 3, 2. The piece ends with a double bar line. There are two trill-like symbols (two wavy lines) above the first measure and above the second measure. There are also two trill-like symbols below the first measure and below the second measure. There are also two trill-like symbols below the third measure and below the fourth measure. There are also two trill-like symbols below the fifth measure and below the sixth measure. There are also two trill-like symbols below the seventh measure and below the eighth measure.

# CXIX

07.04.2022

3=G 8

# CXIX

07.04.2022

3=G

The tablature is written on six lines representing guitar strings. The strings are labeled T (Top), A (Second), and B (Bottom) on the left side. The piece is in 3=G tuning. The notation includes fret numbers (0-4) and fingerings (0-4) for each note. The piece consists of 8 measures, ending with a double bar line. The notes are as follows:

| Measure | T (Top) | A (Second) | B (Bottom) |
|---------|---------|------------|------------|
| 1       | 0-0-2   | 0          | 3          |
| 2       | 3-3-2   | 1          | 1-0        |
| 3       | 2       | 2          | 4-2        |
| 4       | 0       | 4          | 1          |
| 5       | 0       | 1-0-0      | 1          |
| 6       | 0       | 1-0-1      | 1          |
| 7       | 0       | 1          | 3          |
| 8       | 0       | 0          | 3          |

# CXX

07.04.2022

The first system of musical notation consists of a treble clef staff with a key signature of one sharp (F#) and a 3/8 time signature. The melody begins with a quarter note G4, followed by quarter notes A4, B4, and C5. The next measure contains quarter notes D5, E5, and F#5. The third measure has quarter notes G5, A5, and B5. The fourth measure contains quarter notes C6, B5, and A5. The fifth measure has quarter notes G5, F#5, and E5. The sixth measure contains quarter notes D5, C5, and B4. The seventh measure has quarter notes A4, G4, and F#4. The eighth measure contains quarter notes E4, D4, and C4. The system concludes with a double bar line and repeat dots.

The second system of musical notation continues the melody from the first system. It begins with a treble clef staff, a key signature of one sharp (F#), and a 3/8 time signature. The melody starts with a quarter note G4, followed by quarter notes A4, B4, and C5. The next measure contains quarter notes D5, E5, and F#5. The third measure has quarter notes G5, A5, and B5. The fourth measure contains quarter notes C6, B5, and A5. The fifth measure has quarter notes G5, F#5, and E5. The sixth measure contains quarter notes D5, C5, and B4. The seventh measure has quarter notes A4, G4, and F#4. The eighth measure contains quarter notes E4, D4, and C4. The system concludes with a double bar line and repeat dots.

# CXX

07.04.2022

**T**  
**A**  
**B**

3=G



8

**T**  
**A**  
**B**

3=G

# CXXI

07.04.2022



# CXXI

07.04.2022

3-2-0

**T** 0 3-2 2 3-2-0 0-2-3 2-0

**A** 0 0 0 0-3-2-0-2 2 3-2-0 3 3-3

**B**

6

2-0-0-2-2-0 2-3-2-0-2-2-0-0 2-3

**T** 2 3 3 3-2 0 0 1 3 2-3 2-0-2-3-2-0-0

**A** 0 1 1 0 0 1 3 0 4

**B**

10

0-2-0 2-0-2

**T** 0 0 0 0-2-3 3-2-0-2 0 0 2-0-2 2

**A** 5 3 1 0 0 0 0 0 0 0 0 0

**B**



# CXXII

Kondwiramur

08.04.2022

The first system of musical notation for 'CXXII Kondwiramur' is written on a single staff in treble clef with a key signature of two sharps (F# and C#). The time signature is 8/8. The melody begins with a quarter note G4, followed by a quarter rest, then a quarter note A4. This is followed by a series of eighth notes: B4, C5, B4, A4, G4, F#4, E4, D4. The system concludes with a quarter note G4. There are two repeat signs in the first two measures.

The second system of musical notation continues the piece. It starts with a measure number '8' on the left. The melody consists of eighth notes: G4, A4, B4, C5, B4, A4, G4, F#4, E4, D4. This is followed by a quarter note G4. The system ends with a double bar line. There are two repeat signs in the first two measures.

The third system of musical notation continues the piece. It starts with a measure number '15' on the left. The melody consists of eighth notes: G4, A4, B4, C5, B4, A4, G4, F#4, E4, D4. This is followed by a quarter note G4. The system ends with a double bar line. There are two repeat signs in the first two measures.

The fourth system of musical notation concludes the piece. It starts with a measure number '24' on the left. The melody consists of eighth notes: G4, A4, B4, C5, B4, A4, G4, F#4, E4, D4. This is followed by a quarter note G4. The system ends with a double bar line.

# CXXII

## Kondwiramur

08.04.2022

Musical notation system 1 (measures 1-8). Includes treble clef, a key signature of one flat (B-flat), and a 2/4 time signature. The notation consists of a guitar TAB (Top, A, B strings) and a rhythmic staff below it. The TAB shows fret numbers (0-4) and fingerings (1-3). The rhythmic staff shows eighth and quarter notes with stems. Above the TAB, there are two measures of notation: the first measure has a quarter note on B-flat and a dotted quarter note on A, both with a '3' above them; the second measure has a quarter note on B-flat and a dotted quarter note on A, both with a '2' above them.


Musical notation system 2 (measures 9-16). Includes treble clef, a key signature of one flat (B-flat), and a 2/4 time signature. The notation consists of a guitar TAB and a rhythmic staff below it. The TAB shows fret numbers (0-6) and fingerings (1-3). The rhythmic staff shows eighth and quarter notes with stems. Above the TAB, there are three measures of notation: the first measure has a quarter note on B-flat and a dotted quarter note on A, both with a '3' above them; the second measure has a quarter note on B-flat and a dotted quarter note on A, both with a '2' above them; the third measure has a quarter note on B-flat and a dotted quarter note on A, both with a '2' above them.

Musical notation system 3 (measures 17-25). Includes treble clef, a key signature of one flat (B-flat), and a 2/4 time signature. The notation consists of a guitar TAB and a rhythmic staff below it. The TAB shows fret numbers (0-5) and fingerings (1-3). The rhythmic staff shows eighth and quarter notes with stems. Above the TAB, there are two measures of notation: the first measure has a quarter note on B-flat and a dotted quarter note on A, both with a '3' above them; the second measure has a quarter note on B-flat and a dotted quarter note on A, both with a '2' above them.

Musical notation system 4 (measures 26-28). Includes treble clef, a key signature of one flat (B-flat), and a 2/4 time signature. The notation consists of a guitar TAB and a rhythmic staff below it. The TAB shows fret numbers (0-4) and fingerings (1-3). The rhythmic staff shows eighth and quarter notes with stems. Above the TAB, there are two measures of notation: the first measure has a quarter note on B-flat and a dotted quarter note on A, both with a '3' above them; the second measure has a quarter note on B-flat and a dotted quarter note on A, both with a '2' above them.

# CXXIII

08.04.2022



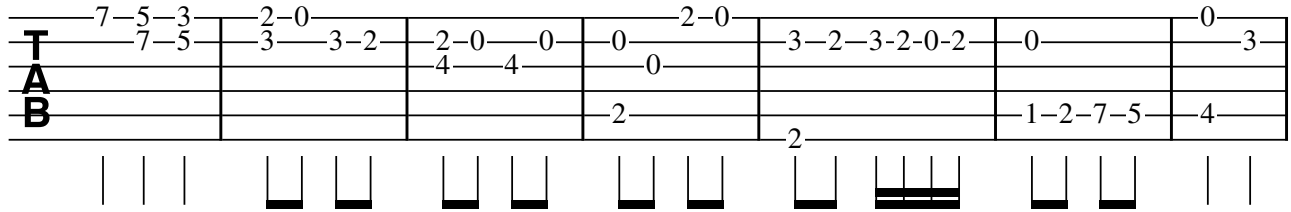
# CXXIII

08.04.2022

7-5-3 2-0 2-0 3-2-3-2-0-2 0 0-3

7-5 3 3-2 2-0 0 0 3-2-3-2-0-2 0 0-3

4 4 0 2 2 1-2-7-5 4

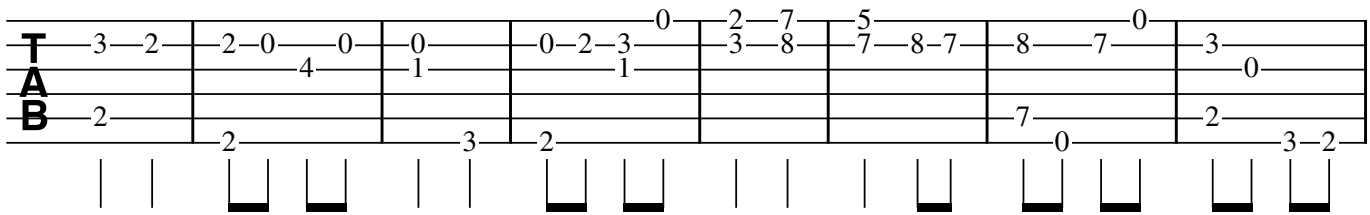


8

3-2 2-0 0 0-2-3 0 2-7 5 8-7-0 3

4 1 1 3-8 7-8-7 8-7-0 0

2 2 3 2 7 0 2 3-2



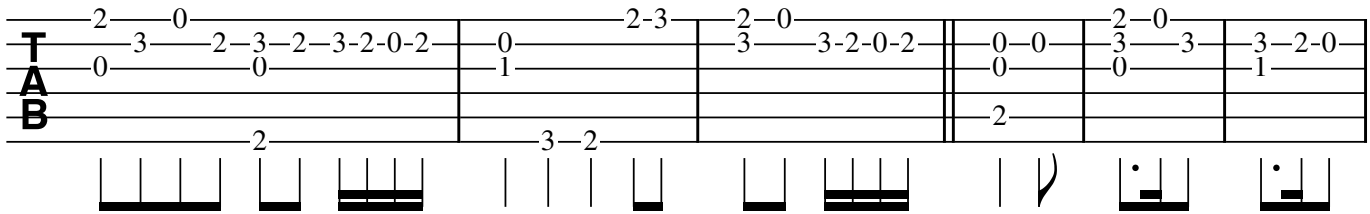
16

2-0 2-3 2-0 2-0 3-2-0 2-0 3-2-0

0 0 1 3 3-2-0-2 0-0 3 3 3-2-0

2 3-2 2 0-0 0 3 1

*♩ = ♩*

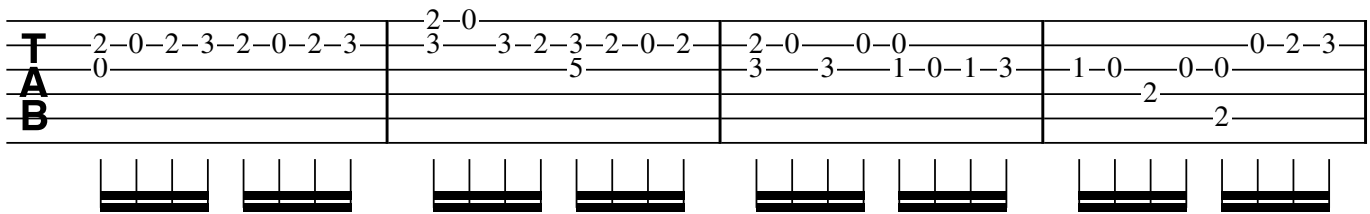


22

2-0-2-3-2-0-2-3 2-0 3-2-3-2-0-2 2-0 0-0 0-2-3

0 3 5 3 3 1-0-1-3 1-0 0-0 2

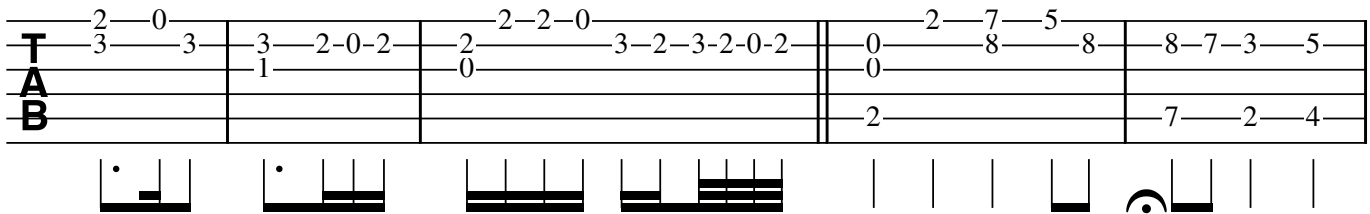
2 2 2



26

2-0 3 3-2-0-2 2-2-0 3-2-3-2-0-2 2-7-5 8 8-7-3-5

1 0 0 3-2-3-2-0-2 0 8 8 7-2-4

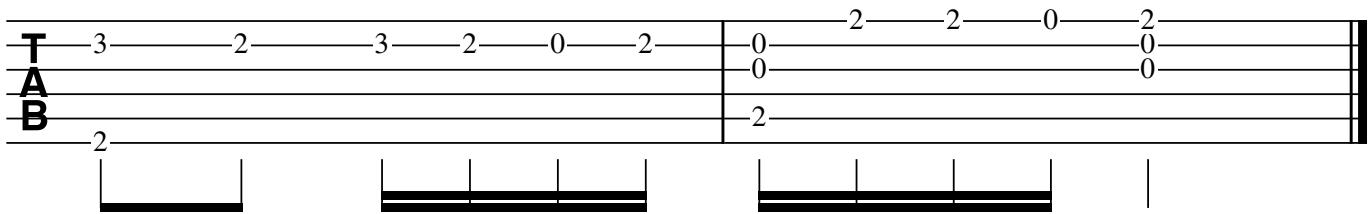


31

3 2 3 2 0 2 0 2 0 2



0 0 0 2 2 0 2

2 2



# CXXIV

09.04.2022



# CXXIV

09.04.2022

2 2 3 3 2 3 3 2 0 2 2 2 3 0 2 0 3 3 2 3 0 0

3 2 3 2 2 1 0 3 0 2 3 0

0 0 0 0 4 2 0

0

Diagram showing fret positions for the first system (measures 1-4). Measure 1: 2-2-3-3. Measure 2: 3-2-3-2. Measure 3: 3-2-0-2-2. Measure 4: 2-3-0-2-0-3-3-2-3-0-0. Fret positions are indicated by vertical lines and horizontal bars on the strings.

6

0 2 3 0 2 3 2 0 0 3 2 3 0 2 0 3 0

0 1 3 2 3 0 0 3 0

3 2 2 0

3 3 0

Diagram showing fret positions for the second system (measures 5-6). Measure 5: 0-2-3-0-2-3. Measure 6: 2-0-0-3-2-3-0. Fret positions are indicated by vertical lines and horizontal bars on the strings. A double bar line is at the end of the system.

# CXXV

09.04.2022

3=G 8

The first system of music consists of five measures. It begins with a treble clef, a key signature of two sharps (F# and C#), and a time signature of 3/8. The notation includes various rhythmic values such as eighth notes, quarter notes, and dotted quarter notes, along with rests and dynamic markings like accents and slurs. The piece concludes with a double bar line.

6

The second system of music consists of two measures. It starts with a treble clef, a key signature of two sharps (F# and C#), and a time signature of 3/8. The notation features eighth notes, quarter notes, and a dotted quarter note, with rests and dynamic markings. The system ends with a double bar line.

# CXXV

09.04.2022

3=G

2-0-5 | 2-3-2-0 | 3-0-0 | 0-2-0 | 3-0-3 | 3-2-2 | 3-2-3 | 3-0-3 | 3-0-3

3-2-7 | 3-3-2-2-3-2 | 4-1-2 | 2-3-2-2-3-2 | 3-2-3 | 2-3-2 | 2-3-2 | 2-3-2 | 2-3-2

T  
A  
B

6

2-2-0-2-3 | 2

0-3 | 0

0-3 | 0

T  
A  
B

2-2 | 2





# CXXVI

10.04.2022

Tablature for CXXVI, measures 1-6. The notation is as follows:

| Measure | String 1 | String 2 | String 3 | String 4 | String 5 | String 6 |
|---------|----------|----------|----------|----------|----------|----------|
| 1       | 4-4      | 5        |          |          |          | 0        |
| 2       | 2-0-2-4  | 4        |          |          |          |          |
| 3       | 0-0-2    | 2-4      |          |          |          |          |
| 4       | 2-0-0-2  | 0        | 4        |          |          | 2        |
| 5       | 4-4      | 5        |          |          |          | 0        |
| 6       | 7        | 9-10-9   |          |          |          |          |
| 7       |          |          |          |          |          |          |
| 8       |          |          |          |          |          |          |
| 9       |          |          |          |          |          |          |
| 10      |          |          |          |          |          |          |
| 11      |          |          |          |          |          |          |
| 12      |          |          |          |          |          |          |
| 13      |          |          |          |          |          |          |
| 14      |          |          |          |          |          |          |
| 15      |          |          |          |          |          |          |
| 16      |          |          |          |          |          |          |
| 17      |          |          |          |          |          |          |
| 18      |          |          |          |          |          |          |
| 19      |          |          |          |          |          |          |
| 20      |          |          |          |          |          |          |
| 21      |          |          |          |          |          |          |
| 22      |          |          |          |          |          |          |
| 23      |          |          |          |          |          |          |
| 24      |          |          |          |          |          |          |
| 25      |          |          |          |          |          |          |
| 26      |          |          |          |          |          |          |
| 27      |          |          |          |          |          |          |
| 28      |          |          |          |          |          |          |
| 29      |          |          |          |          |          |          |
| 30      |          |          |          |          |          |          |

8

Tablature for CXXVI, measures 7-8. The notation is as follows:

| Measure | String 1 | String 2 | String 3 | String 4 | String 5 | String 6 |
|---------|----------|----------|----------|----------|----------|----------|
| 7       | 0-4-2-4  | 4        |          |          |          |          |
| 8       | 5-4-5    | 0        |          |          |          |          |
| 9       |          |          |          |          |          |          |
| 10      |          |          |          |          |          |          |
| 11      |          |          |          |          |          |          |
| 12      |          |          |          |          |          |          |
| 13      |          |          |          |          |          |          |
| 14      |          |          |          |          |          |          |
| 15      |          |          |          |          |          |          |
| 16      |          |          |          |          |          |          |
| 17      |          |          |          |          |          |          |
| 18      |          |          |          |          |          |          |
| 19      |          |          |          |          |          |          |
| 20      |          |          |          |          |          |          |
| 21      |          |          |          |          |          |          |
| 22      |          |          |          |          |          |          |
| 23      |          |          |          |          |          |          |
| 24      |          |          |          |          |          |          |
| 25      |          |          |          |          |          |          |
| 26      |          |          |          |          |          |          |
| 27      |          |          |          |          |          |          |
| 28      |          |          |          |          |          |          |
| 29      |          |          |          |          |          |          |
| 30      |          |          |          |          |          |          |

# CXXVII

"Benedictus, qui venit in nomine Domini"

10.04.2022

Musical staff 1, measures 1-8. The staff is in treble clef with a key signature of three sharps (F#, C#, G#) and a common time signature (C). The music consists of a melody in the upper voice and a bass line in the lower voice. The melody begins with a quarter rest, followed by a series of eighth and quarter notes. The bass line consists of a steady eighth-note accompaniment.

Musical staff 2, measures 9-13. The staff continues the melody and bass line from the previous system. The melody features a more active eighth-note pattern in measures 9-11, followed by a return to a simpler quarter-note melody in measures 12-13.

Musical staff 3, measures 14-20. The staff continues the composition. The melody has a more complex, dotted-note character in measures 14-16, and then returns to a steady eighth-note accompaniment in measures 17-20.

Musical staff 4, measures 21-26. The staff continues the melody and bass line. The melody features a series of eighth-note runs in measures 21-23, followed by a more melodic line in measures 24-26.

Musical staff 5, measures 27-32. The staff concludes the piece. The melody features a final eighth-note run in measures 27-29, followed by a final melodic phrase in measures 30-32, ending with a double bar line.

# CXXVII

## "Benedictus, qui venit in nomine Domini"

10.04.2022

II

Measure 1: T4, A0, B0. Measure 2: T2-4, A3, B0. Measure 3: T4, A0, B0. Measure 4: T2-4-2-4, A3, B0. Measure 5: T5-4-2-4, A2, B2. Measure 6: T4-2-0, A2, B0. Measure 7: T2-0, A4, B2. Measure 8: T0-2, A4-4, B0.

9

Measure 9: T4-2-4-2-4-5-2-0-2-4-0, A4, B4. Measure 10: T0-2-4-2, A2-4, B5-4. Measure 11: T4, A0, B2. Measure 12: T2-4-0-2, A3, B0. Measure 13: T4, A0, B0.

14

II V III II

Measure 14: T5-4-2, A0, B4. Measure 15: T4-2-0, A5, B7. Measure 16: T9-7-5-9, A5, B7. Measure 17: T7-5-7, A3, B5. Measure 18: T5-5-5-5-4, A2, B4. Measure 19: T4, A0, B0. Measure 20: T2-4-0-2, A3, B4. Measure 21: T4, A0, B2.

22



Measure 22: T0, A2, B3. Measure 23: T4-2, A2, B4. Measure 24: T4-2-1, A3, B2. Measure 25: T2-0-2-4, A3, B4. Measure 26: T0-2-0, A4, B4. Measure 27: T4-2-4, A5, B4. Measure 28: T0-2-4-2-4, A2, B0. Measure 29: T4, A0, B3. Measure 30: T2-0, A3, B3-2. Measure 31: T0, A0, B0.

28

Measure 28: T3-2-0-2, A0, B2. Measure 29: T0-2-4, A2, B0. Measure 30: T0-2-4-2, A2, B0. Measure 31: T4-2-0, A4-2-4, B2. Measure 32: T4-4-2, A2, B3. Measure 33: T4, A0, B2.

# CXXVIII

10.04.2022



# CXXVIII

10.04.2022

4-4-4 2 0 0-2 4-4-4 5-4 4-2 2 4-4-4  
5 4-5-4 2-4-2 4 5 7 5 4 5

T  
A  
B

Diagrammatic representation of the first nine measures of the guitar TAB, showing fret positions and string bends.

10


2 0 0-2 4-4-4 2-0-0 0  
4-5-4 2-4-2 2-0-2-4 0 4 4 4 4

T  
A  
B

Diagrammatic representation of the final five measures of the guitar TAB, including a double bar line at the end.

# CXXIX

11.04.2022



# CXXIX

11.04.2022

Guitar TAB for CXXIX. The notation is on a six-line staff with three systems. The first system has six measures. The second system has two measures. The third system has two measures. The notes are: 4, 3, 0, 5-4, 4, 0-2, 4, 5-4, 9-7-5-4, 4, 5-7-5, 4, 5-7-5, 7. The bass line has notes: 0, 4, 0, 0, 0, 7, 0. There are vertical bar lines and a final double bar line. Below the staff are vertical tick marks and horizontal bars representing fret positions.

8 IV

Guitar TAB for CXXIX, measure 8. The notation is on a six-line staff with three systems. The first system has two measures. The second system has two measures. The third system has two measures. The notes are: 4, 5, 7, 2, 3, 0, 2, 4, 7, 5, 4, 5, 5, 2, 0. The bass line has notes: 4, 5, 5, 2. There are vertical bar lines and a final double bar line. Below the staff are vertical tick marks and horizontal bars representing fret positions.



# CXXX

11.04.2022

Musical notation for measures 8-12. The staff is in treble clef with a key signature of three sharps (F#, C#, G#). Measure 8 starts with a bass clef and a whole note chord. Measures 9-12 contain a melodic line in the treble clef with eighth and sixteenth notes, and a bass line with eighth notes.

Musical notation for measures 7-12. The staff is in treble clef with a key signature of three sharps (F#, C#, G#). Measure 7 starts with a bass clef and a whole note chord. Measures 8-12 contain a melodic line in the treble clef with eighth and sixteenth notes, and a bass line with eighth notes.

Musical notation for measures 13-17. The staff is in treble clef with a key signature of three sharps (F#, C#, G#). Measure 13 starts with a bass clef and a whole note chord. Measures 14-17 contain a melodic line in the treble clef with eighth and sixteenth notes, and a bass line with eighth notes. The piece ends with a double bar line.

# CXXX

11.04.2022

7-7 10-9 0 0 5-4-2 4-2-0 2-4 0-2 0-2

8 10 0 7 0 3 2 0 3 4 4

0 9 5 4 2 0 0 4

7

II

4-4-4-5 4-2 4-2-2 0 9-10 9-7 7

0 2 5 4 5-4 5-7 9 7 10 0 10 10-9-10

2 4 4 6 7 9

0 2 0

13

7 5 2 0 12 12 10 9 7

9 7 4 5 4 8 8

10 8 5 0 10

# CXXXI

## My sweet Neighbour - her Complaint

12.04.2022

The first system of music consists of a treble clef staff with a key signature of two sharps (F# and C#) and a common time signature. The melody begins with a quarter note G4, followed by a quarter note A4, and then a quarter note B4. A slur covers the next four notes: G4, F#4, E4, and D4. The bass line starts with a whole note chord of G2, B2, and D3, labeled 'H12'. The second measure features a whole note chord of G2, B2, and D3, labeled 'H7'. The system concludes with a quarter note G4, a quarter note F#4, and a quarter note E4.

The second system of music continues the melody from the first system. It begins with a quarter note D4, followed by a quarter note C#4, and then a quarter note B4. A slur covers the next four notes: A4, G4, F#4, and E4. The bass line features a whole note chord of G2, B2, and D3, followed by a whole note chord of G2, B2, and D3. The system concludes with a quarter note G4, a quarter note F#4, and a quarter note E4.

The third system of music continues the melody from the second system. It begins with a quarter note D4, followed by a quarter note C#4, and then a quarter note B4. A slur covers the next four notes: A4, G4, F#4, and E4. The bass line features a whole note chord of G2, B2, and D3, followed by a whole note chord of G2, B2, and D3. The system concludes with a quarter note G4, a quarter note F#4, and a quarter note E4.

# CXXXI

## My sweet Neighbour - her Complaint

12.04.2022

Tablature for the first system of the piece. It consists of three staves labeled T, A, and B. The top staff (T) has a key signature of one flat and a time signature of 3/4. The first measure is marked with (H12) H7. The notes are: 0-7-5-8 | 10-8-4 | 0-2-0-7-10-9 | 7-5-3-5. The second staff (A) has notes: 9-7-2 | 0-9-7 | 5-4. The third staff (B) has notes: 0-0 | 9-7-2 | 0-0-7-10-9 | 2-3-5. There are vertical bar lines indicating the end of each measure. A Roman numeral II is placed above the final measure.

6

Tablature for the second system of the piece. It consists of three staves labeled T, A, and B. The notes are: 5-4-2 | 4-2-4 | 0-2-0 | 2-0-0-2 | 0-0-2-3-2-0 | 0-2-2-0-2 | 2-0-0-1-2. There are vertical bar lines indicating the end of each measure. The piece ends with a double bar line.

# CXXXII

13.04.2022

8

6

8

12

8

15

8

18

Harm12

8

20

8

24

8

# CXXXII

13.04.2022

7

3-2-0-2 | 2-0-2 | 3-2-0 | 2-0-0 | 0-7-7 | 8-10-8 | 10-8-7-8

7

7-10 | 10-8-7 | 8-7-0 | 7-0 | 3-2-0-2-0-0 | 0 | 0-1-0-1-3

12

0-7-8-7 | 10-10 | 7-3-2-2-0 | 3-2 | 0-2-3-2-0-2-0-0 | 0

16

2-0 | 3-2-3 | 0-2-2-0-0 | 3-2-3 | 3 | 2-0-0 | 0-0-2-3-0 | 2-7-5-3-2 | 5

19

3-2-3-5-2-0-2-3-0 | 0-2 | 2-0 | 3-2-3-2-0-2-2-0 | 4 | 5 | 3-3-1 | 0 | 2-3-2-0 | 3-2-0 | 3-1-0

22

0-2-3-0 | 2-3-2-0 | 2 | 1-3 | 0 | 0 | 0 | 0 | 2 | 2

# CXXXIII

Skjærtorsdag 2022

8

7

8

11

8

16

8

3

3

21

8

27

8

35

8

2

43

Musical notation for a single staff in treble clef. The key signature is two sharps (F# and C#). The notation includes a treble clef, a key signature signature, and a measure rest '8'. The melody consists of quarter notes and eighth notes, ending with a double bar line.



# CXXXIII

Skjærtorsdag 2022

5-10-9-7-9 | 14-14-12-10-9 | 10-9-7 | 9-7-5 | 7-5 | 3-0-2

TAB notation for measures 1-6. The top staff shows fret numbers: 5-10-9-7-9 | 14-14-12-10-9 | 10-9-7 | 9-7-5 | 7-5 | 3-0-2. The bottom staff shows fret numbers: 0 | 0 | 5-4 | 2. Vertical lines below the staff indicate fingerings.

7

2-0 | 3-2-3-0 | 2-2 | 2-0 | 3-2-3-0 | 3-2-2 | 2-3-2-0 | 3-2-3-0

TAB notation for measures 7-10. The top staff shows fret numbers: 2-0 | 3-2-3-0 | 2-2 | 2-0 | 3-2-3-0 | 3-2-2 | 2-3-2-0 | 3-2-3-0. The bottom staff shows fret numbers: 1 | 0 | 0 | 1 | 0 | 2. Vertical lines below the staff indicate fingerings.

11

2-3-2-0 | 2-5 | 5-8-7-0 | 5-3 | 2-0-2-3-0 | 3-2-3-0

TAB notation for measures 11-15. The top staff shows fret numbers: 2-3-2-0 | 2-5 | 5-8-7-0 | 5-3 | 2-0-2-3-0 | 3-2-3-0. The bottom staff shows fret numbers: 0 | 3-7 | 8 | 3-1 | 2-0. Vertical lines below the staff indicate fingerings.

16

0-0-2 | 2-5-10-9 | 5-3-2-3-2 | 9-9-7 | 10-9-10-9 | 10-9-7 | 9-10-7-9

TAB notation for measures 16-21. The top staff shows fret numbers: 0-0-2 | 2-5-10-9 | 5-3-2-3-2 | 9-9-7 | 10-9-10-9 | 10-9-7 | 9-10-7-9. The bottom staff shows fret numbers: 1 | 3 | 3 | 10 | 12 | 10 | 9. Vertical lines below the staff indicate fingerings.

22

9-10-12-10-9 | 10-9-7 | 10-9-7 | 9-7-6 | 7-3 | 5-0-2 | 2-2-0 | 2-5

TAB notation for measures 22-29. The top staff shows fret numbers: 9-10-12-10-9 | 10-9-7 | 10-9-7 | 9-7-6 | 7-3 | 5-0-2 | 2-2-0 | 2-5. The bottom staff shows fret numbers: 10-12-14 | 0 | 0 | 0 | 8 | 3 | 0 | 3. Vertical lines below the staff indicate fingerings.

30

5-7-8-7-8 | 8-7-0-2 | 2-2-0 | 3-2 | 3-2-0 | 0-2 | 0-3-2 | 3-5 | 8-7

TAB notation for measures 30-36. The top staff shows fret numbers: 5-7-8-7-8 | 8-7-0-2 | 2-2-0 | 3-2 | 3-2-0 | 0-2 | 0-3-2 | 3-5 | 8-7. The bottom staff shows fret numbers: 7 | 7 | 0 | 4 | 2 | 4 | 0 | 2-4 | 7-6. Vertical lines below the staff indicate fingerings.

2

39

♩. = ♩

|          |     |       |       |   |         |     |       |        |       |
|----------|-----|-------|-------|---|---------|-----|-------|--------|-------|
| <b>T</b> | 5—7 | 3—2-0 | 3-2-0 | 0 | 2-2-0-2 | 2-5 | 5-7-9 | 10-9-7 | 10-12 |
| <b>A</b> |     |       | 0     | 4 | 4       | 3   | 7     | 0      | 0     |
| <b>B</b> | 4—5 | 2     |       |   | 2       | 0   |       | 9      | 9—10  |

Diagrammatic representation of the guitar tablature with vertical lines and horizontal bars indicating fret positions and string groupings.

47

|          |   |   |   |   |
|----------|---|---|---|---|
| <b>T</b> | 8 | 7 | 0 | 2 |
| <b>A</b> |   |   |   | 3 |
| <b>B</b> | 7 |   |   | 3 |

Diagrammatic representation of the guitar tablature for measures 47-48, showing fret positions and string groupings.

# CXXXIV

Langfredag 2022

The first staff of music is written in treble clef with a key signature of two sharps (F# and C#). It begins with a double bar line and a fermata over the first measure. The notation includes various rhythmic values, including eighth and sixteenth notes, and rests. There are two triplet markings (the number '3') over the final two measures of the staff.

The second staff of music is written in treble clef with a key signature of two sharps (F# and C#). It begins with a double bar line and a fermata over the first measure. The notation includes various rhythmic values, including eighth and sixteenth notes, and rests. There are two triplet markings (the number '3') over the first and fourth measures of the staff. The staff concludes with a double bar line.

# CXXXIV

Langfredag 2022



First system of guitar tablature. The staff is labeled 'TAB' vertically on the left. It consists of six lines representing guitar strings. The notes are indicated by numbers 0-5 above the lines. The first measure contains notes 2, 2, 2, 0 on the top line and 0, 1 on the second line. The second measure contains notes 3, 2 on the top line and 2 on the second line. The third measure contains notes 3, 2, 3, 2, 0, 2 on the top line and 0 on the second line. The fourth measure contains notes 2, 3, 2 on the top line and 0, 1 on the second line. The fifth measure contains notes 2 on the top line and 3 on the second line. The sixth measure contains notes 2 on the top line and 0 on the second line. The seventh measure contains notes 2, 0 on the top line and 3, 3, 3, 2, 0 on the second line. Below the staff are diagrams showing the fretting hand positions for each measure, with vertical lines indicating frets and horizontal bars indicating finger placement. The diagrams for the last two measures show triplets of notes.

8

Second system of guitar tablature, starting at measure 8. The staff is labeled 'TAB' vertically on the left. It consists of six lines representing guitar strings. The notes are indicated by numbers 0-5 above the lines. The first measure contains notes 2, 3, 0 on the top line and 0, 4 on the second line. The second measure contains notes 3, 2, 4, 0 on the top line and 2 on the second line. The third measure contains notes 2, 2, 0 on the top line and 4, 5 on the second line. The fourth measure contains notes 2 on the top line and 0 on the second line. The fifth measure contains notes 0 on the top line and 0 on the second line. The sixth measure contains notes 0 on the top line and 3 on the second line. The seventh measure contains notes 0 on the top line and 2 on the second line. The eighth measure contains notes 0 on the top line and 3 on the second line. The ninth measure contains notes 0 on the top line and 2 on the second line. Below the staff are diagrams showing the fretting hand positions for each measure, with vertical lines indicating frets and horizontal bars indicating finger placement. The diagrams for the first two measures show triplets of notes.

# CXXXV

Påskemorgen 2022



# CXXXV

Påskemorgen 2022

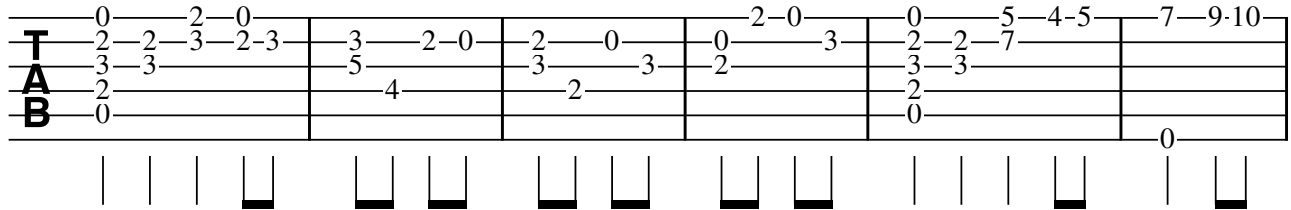
0 2 0 2 0 3 2 3 3 2 0 2 0 0 2 0 3 0 5 4 5 7 9 10

**T** 2 2 3 2 3 3 2 0 2 0 0 2 3 2 2 7 7 9 10

**A** 3 3 5 4 3 3 2 3 3 3 3 3 3 3 3 3 3 3 3 3 3

**B** 2 4 2 2 2 2 2 2 2 2 2 2 2 2 2 2 2 2 2 2 2

0 0 0 0 0 0 0 0 0 0 0 0 0 0 0 0 0 0 0 0 0



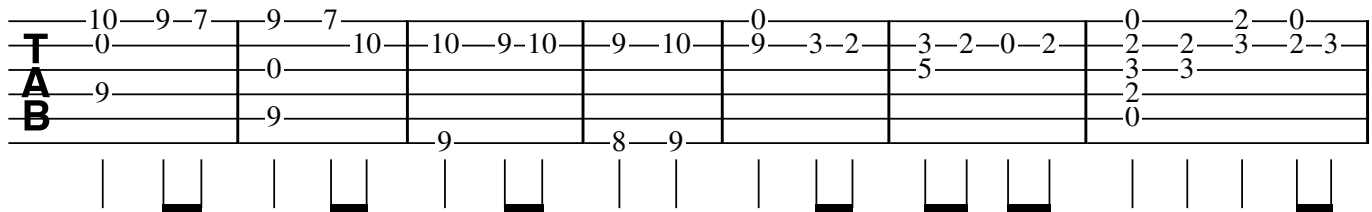
7

10 9 7 9 7 10 10 9 10 9 10 0 9 3 2 3 2 0 2 0 2 2 2 0 2 0

**T** 0 0 0 0 0 0 0 0 0 0 0 0 0 0 0 0 0 0 0 0 0 0 0 0 0

**A** 9 9 9 9 9 9 9 9 9 9 9 9 9 9 9 9 9 9 9 9 9 9 9 9 9

**B** 9 9 9 9 9 9 9 9 9 9 9 9 9 9 9 9 9 9 9 9 9 9 9 9 9



14

2 0 0 3 2 0 2 3 2 3 0 0 2 5 4 5 7 9 7 5 4 4 2 0 2

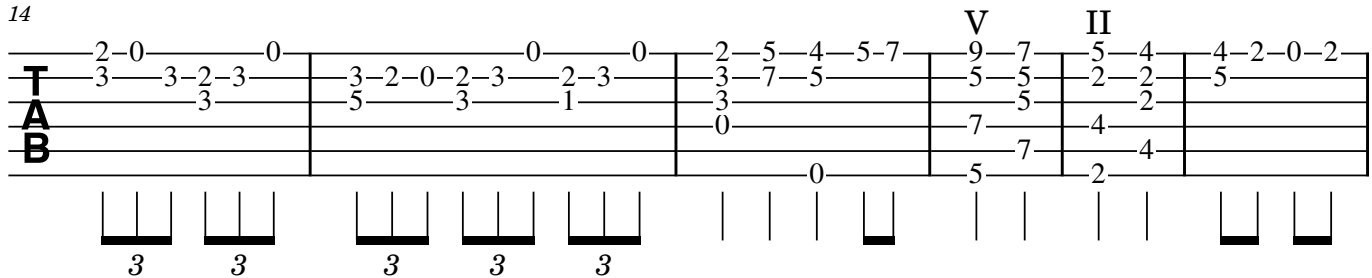
**T** 3 3 2 3 3 2 0 2 3 2 3 0 0 3 7 5 5 7 5 5 2 2 5 5 5 2 5

**A** 3 3 3 3 3 3 3 3 3 3 3 3 3 3 3 3 3 3 3 3 3 3 3 3 3 3 3

**B** 0 0 0 0 0 0 0 0 0 0 0 0 0 0 0 0 0 0 0 0 0 0 0 0 0 0

3 3 3 3 3 0 5 7 2 4 2 4 2 0 2

V II



20

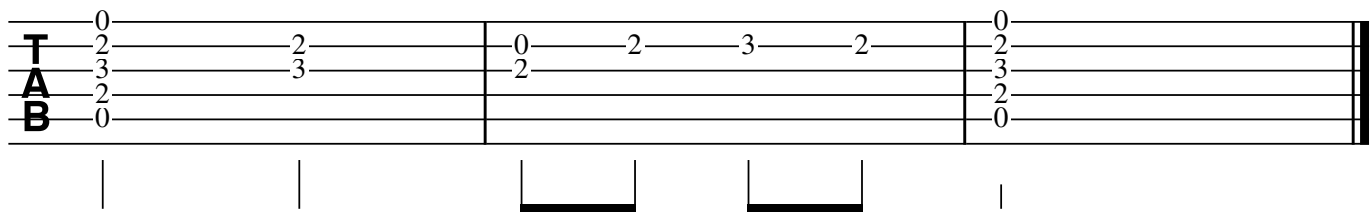
0 2 0 2 3 2 0 2 3 2 0 2 3 2 0 2 3 2 0 2 3 2 0 2 3 2

**T** 2 2 3 2 0 2 3 2 0 2 3 2 0 2 3 2 0 2 3 2 0 2 3 2 0 2 3 2

**A** 3 3 3 3 3 3 3 3 3 3 3 3 3 3 3 3 3 3 3 3 3 3 3 3 3 3 3 3

**B** 2 2 2 2 2 2 2 2 2 2 2 2 2 2 2 2 2 2 2 2 2 2 2 2 2 2 2 2

0 0 0 0 0 0 0 0 0 0 0 0 0 0 0 0 0 0 0 0 0 0 0 0 0 0



CLXVI-CLXVII

Runddans

og

Revebjellene ved Tarlebøs ruiner

# Runddans

05.08.2015

8

The first system of music is written on a single staff in treble clef with a key signature of two sharps (F# and C#). It begins with a bass line of two eighth notes (F# and C#) and a treble line of two eighth notes (F# and C#). The melody consists of quarter notes: F#4, A4, B4, C#5, B4, A4, G4, F#4. There are two measures of sixteenth-note runs: the first starts on B4 and the second starts on A4. The system ends with a quarter note F#4.

6

8

The second system continues the piece. It starts with a quarter rest followed by a quarter note F#4. The melody continues with quarter notes: A4, B4, C#5, B4, A4, G4, F#4. There are two measures of sixteenth-note runs: the first starts on B4 and the second starts on A4. The system ends with a quarter note F#4.

10

8

Fine (selvvalgt sted i rondoer)

D.C.

The third system begins with a quarter rest followed by a quarter note F#4. The melody continues with quarter notes: A4, B4, C#5, B4, A4, G4, F#4. There are two measures of sixteenth-note runs: the first starts on B4 and the second starts on A4. The system ends with a quarter note F#4.



# Runddans

05.08.2015

♫

Measure 1: 2-2 | 0-0 | 0-0 | 2-2 | 0-0 | 2-2 | 0-0 | 2-2

Measure 2: 2-3-2-0-0 | 0-3 | 0-0 | 0-0 | 0-3-2-0-0 | 0-3-2-3 | 0-0 | 0-0

Measure 3: 2-3-2-0-0 | 0-3 | 0-0 | 0-0 | 0-3-2-0-0 | 0-3-2-3 | 0-0 | 0-0

Measure 4: 2-2 | 0-0 | 0-0 | 2-2 | 0-0 | 2-2 | 0-0 | 2-2

Measure 5: 2-2 | 0-0 | 0-0 | 2-2 | 0-0 | 2-2 | 0-0 | 2-2

Diagrammatic representation of fretboard positions for measures 1-5.

6

♫

Measure 6: 2-3-2-0-0-2 | 0-3 | 0-0 | 0-0 | 0-1-0-1-0 | 3-0-2 | 3-0 | 3-0 | 2-3-2-0-0 | 0-3

Measure 7: 2-0-2 | 2-0-2 | 2-0-2 | 2-0-2 | 2-0-2 | 3-2-0-2 | 2-0-2 | 2-0-2 | 2-0-2 | 2-0-2

Measure 8: 2-0-2 | 2-0-2 | 2-0-2 | 2-0-2 | 2-0-2 | 3-2-0-2 | 2-0-2 | 2-0-2 | 2-0-2 | 2-0-2

Measure 9: 2-0-2 | 2-0-2 | 2-0-2 | 2-0-2 | 2-0-2 | 3-2-0-2 | 2-0-2 | 2-0-2 | 2-0-2 | 2-0-2

Measure 10: 2-3-2-0-0 | 0-3 | 0-0 | 0-0 | 0-1-0-1-0 | 3-0-2 | 3-0 | 3-0 | 2-3-2-0-0 | 0-3

Diagrammatic representation of fretboard positions for measures 6-10.

11

♫

D.C. Fine (selvvalgt sted i rondo)

Measure 11: 2-3-2-0-0 | 0-3 | 0-0 | 0-0 | 0-1-0-1-0 | 3-0-2 | 3-0 | 3-0 | 2-3-2-0-0 | 0-3

Measure 12: 2-3-2-0-0 | 0-3 | 0-0 | 0-0 | 0-1-0-1-0 | 3-0-2 | 3-0 | 3-0 | 2-3-2-0-0 | 0-3

Measure 13: 2-0-2 | 2-0-2 | 2-0-2 | 2-0-2 | 2-0-2 | 3-2-0-2 | 2-0-2 | 2-0-2 | 2-0-2 | 2-0-2

Diagrammatic representation of fretboard positions for measures 11-13.

Revebjellene ved Tarlebøs ruiner

30.07.2015

Musical staff 1: Treble clef, 8/8 time signature. The melody consists of quarter notes: G4, A4, B4, C5, B4, A4, G4. The bass line features a low G4, followed by a pair of eighth notes (F#4, G4), and then a pair of eighth notes (F#4, G4) with a sharp sign above the staff.

Musical staff 2: Treble clef, 8/8 time signature. The melody continues with quarter notes: G4, A4, B4, C5, B4, A4, G4. The bass line includes a pair of eighth notes (F#4, G4), a pair of eighth notes (F#4, G4) with a sharp sign above the staff, and a pair of eighth notes (F#4, G4) with a sharp sign above the staff.

Musical staff 3: Treble clef, 8/8 time signature. The melody continues with quarter notes: G4, A4, B4, C5, B4, A4, G4. The bass line includes a pair of eighth notes (F#4, G4), a pair of eighth notes (F#4, G4) with a sharp sign above the staff, and a pair of eighth notes (F#4, G4) with a sharp sign above the staff. Chord symbols H12, H7, H7, H5, H7, H5 are placed above the staff.

Musical staff 4: Treble clef, 8/8 time signature. The melody continues with quarter notes: G4, A4, B4, C5, B4, A4, G4. The bass line includes a pair of eighth notes (F#4, G4), a pair of eighth notes (F#4, G4) with a sharp sign above the staff, and a pair of eighth notes (F#4, G4) with a sharp sign above the staff.

Musical staff 5: Treble clef, 8/8 time signature. The melody continues with quarter notes: G4, A4, B4, C5, B4, A4, G4. The bass line includes a pair of eighth notes (F#4, G4), a pair of eighth notes (F#4, G4) with a sharp sign above the staff, and a pair of eighth notes (F#4, G4) with a sharp sign above the staff.

Musical staff 6: Treble clef, 8/8 time signature. The melody continues with quarter notes: G4, A4, B4, C5, B4, A4, G4. The bass line includes a pair of eighth notes (F#4, G4), a pair of eighth notes (F#4, G4) with a sharp sign above the staff, and a pair of eighth notes (F#4, G4) with a sharp sign above the staff. Chord symbols H12 and H7 are placed above the staff.

# Revebjellene ved Tarlebøs ruiner

30.07.2015

3-3-3-2-2-2-2 3 2-5-7

T  
A  
B

5

H12 H7 H7 H5 H7 H5

T  
A  
B

9

T  
A  
B

10

T  
A  
B

11

H12 H7

T  
A  
B